

# RECORD BOOK

PITT FOOTBALL 2005



# INDIVIDUAL RECORDS

**ALL PITTSBURGH GAME, SEASON AND CAREER RECORDS INCLUDE BOWL GAMES. NCAA RECORDS INCLUDE POSTSEASON PERFORMANCES BEGINNING IN 2002.**

## RUSHING

### RUSHING YARDS

Play: 91, George McLaren (Syracuse), 1917  
 Game: 303, Tony Dorsett (Notre Dame), 1975  
 Season: 2,150, Tony Dorsett, 1976  
 Career: 6,526, Tony Dorsett, 1973-76

### RUSHING ATTEMPTS

Game: 42, Craig Heyward (Notre Dame), 1987  
 Season: 387, Craig Heyward, 1987  
 Career: 1,163, Tony Dorsett, 1973-76

### MOST GAMES GAINING 100 YARDS OR MORE

Season: 12, Tony Dorsett, 1976  
 Craig Heyward, 1987  
 Career: 36, Tony Dorsett, 1973-76  
 Consecutive: 20, Tony Dorsett, 1975-76

### MOST GAMES GAINING 200 YARDS OR MORE

Season: 4, Tony Dorsett, 1976  
 Career: 10, Tony Dorsett, 1973-76  
 Consecutive: 2, Tony Dorsett, 1973 and 1976 (twice),  
 Curvin Richards, 1988

### AVERAGE PER CARRY (MIN. 75% PARTICIPATION)

Game: 14.4, Tony Dorsett (Notre Dame), 1975  
 Season: 6.6, Tony Dorsett, 1975  
 Career: 5.7, Elliott Walker, 1974-77

### RUSHING TOUCHDOWNS

Game: 6, Norman Bill Budd, (Ohio U.), 1910  
 Season: 22, Tony Dorsett, 1976  
 Career: 58, Tony Dorsett, 1973-76

### MOST CONSECUTIVE GAMES WITH A RUSHING TOUCHDOWN

10, George McLaren, 1916-17  
 (Washington & Jefferson 1916-Carnegie Tech 1917)

## PASSING

### PASSING YARDS

Play: 91, Alex Van Pelt to Dietrich Jells (Rutgers), 1992  
 Game: 470, Pete Gonzalez (Rutgers), 1997  
 Season: 3,679, Rod Rutherford, 2003  
 Career: 11,267, Alex Van Pelt, 1989-92

### PASSES THROWN

Game: 64, Alex Van Pelt (Penn State), 1991  
 Season: 413, Rod Rutherford, 2003  
 Career: 1,503, Alex Van Pelt, 1989-92

### PASSES COMPLETED


Game: 37, Alex Van Pelt (Notre Dame), 1990  
 Season: 247, Rod Rutherford, 2003  
 Career: 867, Alex Van Pelt, 1989-92

### TOUCHDOWN PASSES

Game: 7, Pete Gonzalez (Rutgers), 1997  
 Season: 37, Dan Marino, 1981  
 37, Rod Rutherford, 2003  
 Career: 79, Dan Marino, 1979-82

### MOST YARDS PASSING BY A FRESHMAN

Season: 2,881, Alex Van Pelt, 1989



Latef Grim is Pittsburgh's all-time leading pass catcher with 178 receptions.



Rod Rutherford set or tied five single-season passing marks in 2003.

### MOST YARDS PASSING BY A SOPHOMORE

Season: 3,067, Tyler Palko, 2004

### MOST YARDS PASSING BY A JUNIOR

Season: 2,876, Dan Marino, 1981

### MOST YARDS PASSING BY A SENIOR

Season: 3,679, Rod Rutherford, 2003

### MOST CONSECUTIVE GAMES WITH A TOUCHDOWN PASS

19, Dan Marino, 1980-82,  
 (South Carolina 1980 - Louisville 1982);  
 19, Rod Rutherford, 2002-03,  
 (Boston College 2002 - Virginia 2003)

## RECEIVING

### RECEIVING YARDS

Play: 91, Dietrich Jells from Alex Van Pelt (Rutgers), 1992  
 Game: 225, Dietrich Jells (West Virginia), 1994  
 Season: 1,672, Larry Fitzgerald, 2003  
 Career: 3,061, Antonio Bryant, 1999-2001  
 Receiving yards per game/season: 132.5, Antonio Bryant, 2000  
 Receiving yards per game/career: 103.0, Larry Fitzgerald, 2002-03

### RECEPTIONS

Game: 16, Harry Orszulak (Penn State), 1968  
 Season: 92, Larry Fitzgerald, 2003  
 Career: 178, Latef Grim, 1998-2000  
 Receptions per game/season: 7.1, Larry Fitzgerald, 2003  
 Receptions per game/career: 6.2, Larry Fitzgerald, 2002-03

### TOUCHDOWN RECEPTIONS

Game: 4, Julius Dawkins (Cincinnati and Army), 1981,  
 and Billy Davis (Rutgers), 1994  
 Season: 22, Larry Fitzgerald, 2003  
 Career: 34, Larry Fitzgerald, 2003

### MOST CONSECUTIVE GAMES WITH A TOUCHDOWN RECEPTION

18, Larry Fitzgerald, 2002-03  
 (Boston College 2002-Miami 2003)

## DEFENSE

### MOST INTERCEPTIONS

Game: 3, Lou Cecconi (Penn State), 1949  
 Henry Ford (Penn State), 1953  
 Willie Marsh (Tulane), 1978  
 Shawntae Spencer (Ohio), 2002  
 Season: 10, Bob Jury, 1976  
 Career: 21, Bob Jury, 1974-77

### YARDS, INTERCEPTED PASSES

Play: 105, Homer Roe (West Virginia), 1908  
 Game: 132, Edgar Jones (Nebraska), 1941  
 Season: 224, Edgar Jones, 1941  
 Career: 266, Bob Jury, 1974-77

### MOST QUARTERBACK SACKS, SEASON

24.5, Zeke Gadson, 1987

### MOST QUARTERBACK SACKS, CAREER

49, Hugh Green, 1977-80  
 33.5, Randy Holloway, 1974-77  
 31, Tony Woods, 1983-86  
 26.5, Zeke Gadson, 1984-87  
 26.5, Keith Hamilton, 1989-91  
 25, Chris Doleman, 1981-84  
 23.5, Bryan Knight, 1998-2001  
 23, Dennis Atiyeh, 1983-85  
 21, Ricardo McDonald, 1988-91

**TOTAL OFFENSE****TOTAL OFFENSE**

Game: 479, Pete Gonzalez (Rutgers), 1997  
 Season: 3,829, Rod Rutherford, 2003  
 Career: 11,146, Alex Van Pelt, 1989-92

**MOST ALL-PURPOSE YARDS**

Season: 2,217, Tony Dorsett, 1976  
 Career: 7,117, Tony Dorsett, 1973-76

**KICKING****POINTS AFTER TOUCHDOWN**

Game: 9, Eric Schubert (Louisville), 1982  
 Chris Ferencik (Eastern Michigan), 1995  
 Season: 49, David Abdul, 2003  
 Career: 133, Carson Long, 1973-76

**POINTS AFTER TOUCHDOWN ATTEMPTED**

Game: 9, Eric Schubert (Louisville), 1982  
 Chris Ferencik (Eastern Michigan), 1995  
 Season: 51, Snuffy Everett, 1981;  
 David Abdul, 2003  
 Career: 138, Carson Long, 1973-76

**FIELD GOALS**

Game: 4, Carson Long (William & Mary), 1975  
 Nick Lotz (Temple), 2001  
 David Abdul (Boston College), 2002  
 Season: 18, Carson Long, 1976  
 Josh Cummings, 2004  
 Career: 45, Carson Long, 1973-76

**FIELD GOALS ATTEMPTED**

Game: 4, Carson Long (William & Mary), 1975  
 Jeff VanHorne (Syracuse), 1986  
 (BYU and Penn State), 1987  
 Scott Kaplan (Minnesota), 1991  
 Sean Conley (Hawaii), 1992  
 David Merrick (Ohio U. and Texas), 1994  
 Nick Lotz (Boston College), 1999  
 Nick Lotz (Temple), 2001  
 David Abdul (Boston College), 2002  
 Josh Cummings (West Virginia), 2004  
 Season: 26, Carson Long, 1976  
 Career: 76, Carson Long, 1973-76

**LONGEST FIELD GOAL**

Yards: 54, David Merrick (Texas), 1994

**CONSECUTIVE POINTS AFTER TOUCHDOWN**

60, Carson Long, 1974-75

**MOST CONSECUTIVE GAMES SCORING POINTS**

38, Nick Lotz, 1998-2001

**MOST POINTS FOR A KICKER**

Game: 17, Carson Long (William & Mary), 1975  
 Season: 99, Carson Long, 1976  
 Career: 268, Carson Long, 1973-76

**MOST PUNTS**

Season: 77, Andy Lee, 2003  
 Career: 255, Andy Lee, 2000-03

**MOST PUNTING YARDAGE**

Season: 3,399, Andy Lee, 2003  
 Career: 10,851, Nate Cochran, 1993-96

**HIGHEST PUNTING AVERAGE**

Season: 45.6, Brian Greenfield, 1990  
 Career: 43.5, Brian Greenfield, 1989-90

**LONGEST PUNT**

Yards: 80, Nate Cochran (Kent State), 1996

**RETURNS****YARDS, PUNT RETURNS**

Play: 90, Jimmy Joe Robinson (Penn State), 1945  
 Game: 139, Tom Davies (West Virginia), 1920  
 Season: 385, Gordon Jones, 1975  
 Career: 983, Tom Flynn, 1980-83

**YARDS, KICKOFF RETURNS**

Play: 105, R.W. Richards (Bucknell), 1908  
 Jim DeHart (Navy), 1915  
 Gibby Welch (West Virginia), 1927  
 Game: 220, Dave Garnett (West Virginia), 1969  
 Season: 764, Hank Poteat, 1998  
 Career: 2,010, Hank Poteat, 1996-99

Hank Poteat is Pittsburgh's all-time leader in kick return yardage.

**SCORING****TOUCHDOWNS**

Game: 6, Norman Bill Budd (Ohio U.), 1910  
 Season: 23, Tony Dorsett, 1976  
 Career: 63, Tony Dorsett, 1973-76

**MOST POINTS SCORED**

Game: 36, Norman Bill Budd (Ohio U.), 1910  
 Season: 140, Tony Dorsett, 1976  
 Career: 380, Tony Dorsett, 1973-76



# TEAM RECORDS

## GAMES PLAYED

Season: 13, 2002; 2003  
All-Time: 1,122

## GAMES WON

Season: 12, 1976  
All-Time: 628

## GAMES LOST

Season: 10, 1972  
All-Time: 452

## GAMES TIED

Season: 3, 1960  
All-Time: 42

## LONGEST WINNING STREAK

32, 1914-19

## LONGEST STRING OF GAMES WITHOUT DEFEAT

32, 1914-19

## UNBEATEN, UNTIED SEASONS

7 – 1904, 1910, 1915, 1916, 1917, 1918, 1976

## NATIONAL CHAMPIONSHIPS

9 – 1915, 1916, 1918, 1929, 1931, 1934, 1936, 1937, 1976

## CONSECUTIVE LOSSES

10, 1971-72

## BIGGEST MARGINS OF VICTORY

96 – 96-0, vs. Dickinson, 1914  
88 – 88-0, vs. Westminster, 1926  
83 – 83-0, vs. Waynesburg, 1904  
76 – 76-0, vs. Temple, 1977  
71 – 71-0, vs. California Normal  
(now California, PA), 1905

## BIGGEST MARGINS OF DEFEAT

72 – 72-0, vs. Ohio St., 1996  
69 – 69-0, vs. Michigan, 1947  
62 – 69-7, vs. Army, 1944  
59 – 59-0, vs. Penn State, 1903  
58 – 58-0, vs. Notre Dame, 1944

## OFFENSE

### HIGHEST TOTAL POINTS BY BOTH TEAMS

Game: 111 (West Virginia 63, Pitt 48), 1965  
Season: 700 (Pitt 389, Opponents 311), 2003

### HIGHEST TOTAL POINTS BY PITT

Game: 96 (Dickinson), 1914  
Season: 428, 1977

### LOWEST TOTAL POINTS BY PITT

Season: 26, 1947

### HIGHEST TOTAL OFFENSE BY PITT

Game: 648 (Eastern Michigan), 1995  
Season: 5,482, 1992

### LOWEST TOTAL OFFENSE BY PITT

Game: -11 (Michigan State), 1950  
Season: 1,009, 1947

### HIGHEST RUSHING BY PITT

Game: 530 (Army), 1975  
Season: 3,486, 1974

### LOWEST RUSHING BY PITT

Game: -28 (Navy), 1978  
Season: 389, 1947

## HIGHEST PASSING BY PITT

Game: 470 (Rutgers), 1997  
Season: 3,746, 2003

## LOWEST PASSING BY PITT

Season: 136, 1919

## DEFENSE

### LOWEST TOTAL POINTS BY OPPONENT

Season: 0, 1910

### HIGHEST TOTAL POINTS BY OPPONENT

Game: 72, Ohio St., 1996  
Season: 430, 1996

### LOWEST TOTAL OFFENSE BY OPPONENT

Game: 22 (Syracuse), 1921  
Season: 522, 1915

### HIGHEST TOTAL OFFENSE BY OPPONENT

Game: 675 (Virginia Tech), 1993  
Season: 5,234, 2003

### LOWEST RUSHING BY OPPONENT

Game: -76 (Brigham Young), 1987  
Season: 300, 1915

### HIGHEST RUSHING BY OPPONENT

Game: 500 (Virginia Tech), 1993  
Season: 2,639, 1993

### LOWEST PASSING BY OPPONENT

Season: 222, 1915

### HIGHEST PASSING BY OPPONENT

Game: 461 (Toledo), 2003  
Season: 3,063, 2004

### MOST INTERCEPTIONS, TEAM, GAME

6, Boston College, 1977, 1990

### MOST INTERCEPTIONS, TEAM, SEASON

28, 1976

Jake Hoffart's 89-yard touchdown reception in the 1997 Liberty Bowl is the second longest pass play in Pittsburgh history.



## LONGEST SCRIMMAGE PLAYS (all touchdowns unless noted)

### RUSHING

91, George McLaren, Syracuse, 1917  
89, Adam Walker, Northern Iowa, 1988  
88, Warren Heller, Miami (Ohio), 1931  
86, Curtis Martin, W. Virginia, 1993 (no TD)  
86, Fred Cox, Penn State, 1959  
85, David Priestley, East Tennessee State, 2001  
83, Curvin Richards, Boston College, 1988  
83, Bobby Grier, NC State, 1953 (no TD)  
80, Curtis Martin, Temple, 1993  
80, Gibby Welch, Penn State, 1925  
80, Gibby Welch, Westminster, 1926  
80, Warren Heller, Penn State, 1930  
80, Henry Weisenbaugh, West Virginia, 1933  
80, Leo Malarkey, West Virginia, 1936  
80, Dick Cassiano, Penn State, 1937  
80, Paul Martha (on lateral from Fred Cox), Miami (Florida), 1961  
80, Elliott Walker, North Carolina, 1974

### PASSING

91, Alex Van Pelt to Dietrich Jells, Rutgers, 1992  
89, Pete Gonzalez to Jake Hoffart, S. Miss., 1997 (Liberty Bowl)  
84, John Turman to Antonio Bryant, North Carolina, 2000  
82, Rod Rutherford to Roosevelt Bynes, Syracuse, 2002  
82, Lou Ceconi to Nick DeRosa, Marquette, 1948  
80, Tyler Palko to Erik Gill, South Florida, 2004  
80, David Priestley to R.J. English, Kent State, 2000  
80, John Ryan to Dietrich Jells, West Virginia, 1994  
80, Matt Cavanaugh to Gordon Jones, Syracuse, 1975  
77, Tyler Palko to Greg Lee, Connecticut, 2004  
77, Jim Traficant to Paul Martha, California, 1962  
76, Darnell Dickerson to Henry Tuten, Boston College, 1988  
76, James Hagan to Gibby Welch, Nebraska, 1927  
75, Robert Haygood to Gordon Jones, Temple, 1975  
75, John Congemi to Craig Heyward, Syracuse, 1986  
75, Joe Felitsky to Michael Stewart, Rutgers, 1986 (no TD)

Although he only had three collegiate seasons, Keith Hamilton ranks fourth all-time in career sacks at Pittsburgh.

# THE LAST TIME



Josh Lay had Pitt's last fumble return for a TD in 2003.

## RUSHING

### 200+ YARDS RUSHING

272, Kevan Barlow vs. West Virginia, 11-24-00.

### 300+ YARDS RUSHING

303 yards, Tony Dorsett vs. Notre Dame, 11-15-75.

### 30+ RUSHING ATTEMPTS

32, Brandon Miree vs. UAB, 9-14-02.

### 2 PLAYERS W/100 YARDS RUSHING

11-5-88 vs. Rutgers, Curvin Richards (202) and Darnell Dickerson (108).

### 100-YARD RUSHER AND 300-YARD PASSER

9-25-04 vs. Furman, Raymond Kirkley (108) and Tyler Palko (380).

### 200-YARD RUSHER, 200-YARD RECEIVER AND 300-YARD PASSER

10-21-00 vs. Boston College, Kevan Barlow (209), Antonio Bryant (222) and John Turman (332).

### 50-YARD+ TD RUN

55, Jawan Walker vs. Rutgers, 10-18-03.

### 4 TOUCHDOWNS RUSHING

Kevan Barlow vs. West Virginia, 11-24-00.

### 3 TOUCHDOWNS RUSHING

Brandon Miree vs. Ball State, 9-13-03.

## PASSING

### 25+ PASS COMPLETIONS

26, Tyler Palko vs. Notre Dame, 11-13-04.

### 40+ PASS ATTEMPTS

40, Tyler Palko vs. Utah (Tostitos Fiesta Bowl), 1-1-05.

### 50+ YARD TD PASS

80, vs. South Florida, 12-4-04, Tyler Palko to Erik Gill.

### 300+ YARDS PASSING

411, Tyler Palko vs. South Florida, 12-4-04.

### 100+ YARDS RUSHING AND 100+ YARDS PASSING (one player)

11-3-73 vs. Syracuse, Billy Daniels, 165 yards rushing and 121 yards passing.

## RECEIVING

### 10+ RECEPTIONS

12, Larry Fitzgerald vs. Toledo, 9-20-03.

### 50+ TD RECEPTION


80, vs. South Florida, 12-4-04, Erik Gill from Tyler Palko.

### 150+ YARDS RECEIVING

153, Greg Lee vs. South Florida, 12-4-04.

### 2 PLAYERS W/100 YARDS RECEIVING

12-4-04 vs. South Florida, Greg Lee (153) and Erik Gill (126).



Kevan Barlow's 272 yards rushing versus West Virginia in 2000 is the second-highest total in Pittsburgh history.

## MISCELLANEOUS

### 50+ YARD FIELD GOAL

54 yards, David Merrick vs. Texas, 9-3-94.

### 50+ YARD PUNT

52 yards, Adam Graessle vs. Notre Dame, 11-13-04.

### SAFETY

vs. Temple, 11-22-03, fumble out of end zone forced by Malcolm Postell.

### BLOCKED FIELD GOAL

J.J. Horne vs. West Virginia, 11-25-04.

### BLOCKED PAT

J. J. Horne vs. Rutgers, 10-18-03.

### PLAYER WITH TWO INTERCEPTIONS (SAME GAME):

Malcolm Postell vs. South Florida, 12-4-04.

### INTERCEPTION FOR TD

Malcolm Postell vs. South Florida, 12-4-04, 15 yards.

### FUMBLE RECOVERY TD

Bernard "Josh" Lay vs. Syracuse, 10-25-03, 20 yards.

### KICKOFF RETURN TD

Marcus Furman vs. Nebraska, 9-18-04, 96 yards.

### PUNT RETURN TD

Shawn Robinson vs. Oregon State (Insight Bowl), 12-26-02, 66 yards.

### BLOCKED FG FOR TD

Tom Barndt vs. West Virginia, 10-15-94, 53 yards.

### BLOCKED PUNT FOR TD

Billy Davis vs. Minnesota, 9-28-91, 13 yards.

### 2-POINT CONVERSION (RUSHING)

John Turman vs. Syracuse, 10-7-00.

### 2-POINT CONVERSION (PASSING)

Rod Rutherford to Kris Wilson vs. Temple, 11-9-02.

### DEFENSIVE 2-POINT CONVERSION

Doug Hetzler returned PAT attempt vs. Syracuse, 9-22-90.

### TD THROW, TD RUSHING, TD RECEPTION IN GAME

Jawan Walker vs. Boston College, 11-1-03. (3-yd rush TD, 47-yd TD reception, 35-yd TD pass).

# THE LAST TIME



Dwight Collins (left) and Dan Marino helped Pittsburgh to an undefeated home slate in 1980 and an 11-1 record overall.

## MISCELLANEOUS

### 300+ YARDS RUSHING

351 yards vs. Kent, 9-18-99.

### FAILED TO GAIN 100+ YARDS RUSHING

17 yards vs. Utah (Tostitos Fiesta Bowl), 1-1-05.

### 300+ YARDS PASSING

422 yards vs. South Florida, 12-4-04  
(32 att., 20 comp., 5 TDs).

### SHUTOUT

42-0 vs. Rutgers, 11-10-01.

### WAS SHUT OUT

45-0, vs. Miami, 9-28-96.

### UNDEFEATED

1976, 12-0.

### UNDEFEATED, HOME

1980, 5-0.

### UNDEFEATED, ROAD

1981, 5-0.

### FAILED TO WIN A GAME

1903, 0-8-1.

### FAILED TO WIN, HOME

1993, 0-6.

### FAILED TO WIN, ROAD

1998, 0-4.

### 100+ YARDS IN PENALTIES

103 yards vs. West Virginia, 11-24-01 (9 penalties).

### LONGEST WINNING STREAK

31, 1914-1918: 1914 (2), 1915 (8), 1916 (8), 1917 (9), 1918 (4).

### LONGEST WIN STREAK (HOME)

29, 1914-1919: 1914 (2), 1915 (6), 1916 (6), 1917 (7), 1918 (4), 1919 (4).

### LONGEST WIN STREAK (ROAD)

10, 1913-1917: 1913 (1), 1914 (3), 1915 (2), 1916 (2), 1917 (2).

### LONGEST LOSING STREAK

10, 1950-51: 1950 (3), 1951 (7); 1971-72: 1971 (3), 1972 (7); 1995-96: 1995 (9), 1996 (1).

### LONGEST LOSING STREAK (HOME)

9, 1992-93: 1992 (3), 1993 (6).

### LONGEST LOSING STREAK (ROAD)

19, 1942-47: 1942 (4), 1943 (2), 1944 (3), 1945 (2), 1946 (3), 1947 (5).

### MOST CONSECUTIVE SHUTOUTS

11, 1910 (9) thru 1911 (2).

### MOST SHUTOUTS SEASON

9, 1904, 1905 & 1910.

### MOST CONSECUTIVE SHUTOUTS (HOME)

10, 1910 (9) — 1911 (1).

### MOST CONSECUTIVE SHUTOUTS (ROAD)

3, 1908-10:

Pitt 13 — St. Louis 0, 1908

Pitt 0 — WVU 0, 1909

Pitt 18 — Westminster 0, 1910

1920-21:

Pitt 47 — Geneva 0, 1920

Pitt 28 — Geneva 0, 1921

Pitt 28 — Penn 0, 1921

1929-30:

Pitt 40 — Allegheny 0, 1929

Pitt 52 — Waynesburg 0, 1930

Pitt 14 — Syracuse 0, 1930

1932-33:

Pitt 0 — Nebraska 0, 1932

Pitt 21 — WVU 0, 1933

Pitt 37 — Centre 0, 1933

## OPPONENT MARKS

### RUSHING

#### 200+ YARDS RUSHING

208, Quincy Wilson, West Virginia, 11-15-03.

#### 2 PLAYERS WITH 100-YARDS RUSHING

Syracuse, 11-6-04

123 yards (17 attempts, 1 TD), Walter Reyes

103 yards (23 attempts, 1 TD), Damien Rhodes

#### 30+ RUSHING ATTEMPTS

31, Cornell Brockington, Connecticut, 9-30-04

(185 yards, 1 TD).

#### 100 YARDS/RUSHING & PASSING

Rasheed Marshall, West Virginia, 11-25-04

Passing: 145 yards (26 att., 14 comp., 0 TDs, 2 Ints.)

Rushing: 104 yards (18 attempts, 0 TDs)

#### 50+ YARD TD RUN

80 yards, Kevin Jones (Virginia Tech), 11-8-03.

#### 3+ TD RUSHING

4, Quincy Wilson, West Virginia, 11-15-03.

### PASSING

#### 25+ COMPLETIONS

29, Alex Smith, Utah (Tostitos Fiesta Bowl), 1-1-05  
(37 attempts).

#### 50+ YARD TD PASS

60 yards, Syracuse, 11-6-04 (Joe Fields to Jared Jones).

#### 300+ YARDS PASSING

328 yards, Alex Smith, Utah (Tostitos Fiesta Bowl), 1-1-05.

### RECEIVING

#### 10+ RECEPTIONS

15, Paris Warren, Utah (Tostitos Fiesta Bowl), 1-1-05.

#### 50+ YARD TD RECEPTION

60 yards, Syracuse, 11-6-04 (Jared Jones from Joe Fields).

#### 150+ YARDS RECEIVING

198, Paris Warren, Utah (Tostitos Fiesta Bowl), 1-1-05  
(15 rec., 2 TDs).

#### 2 PLAYERS WITH 100-YARDS RECEIVING

Toledo, 9-20-03

162 yards (15 receptions, 2 TDs), Lance Moore

135 yards (11 receptions), Steve Odom

### MISCELLANEOUS

#### OPPONENT FAILED TO REGISTER A TD

9-11-04, Ohio, Pittsburgh won 24-3.

#### SAFETY BY OPPONENT

10-9-04, Temple, Eric Carpenter sacked Tyler Palko in end zone.

#### OPPONENT PUNT RETURN FOR TD

Sean Taylor, Miami, 11-21-02 (78 yards).

#### OPPONENT KICKOFF RETURN FOR TD

Gregory Golden, NC State (Tangerine Bowl), 12-20-01  
(90 yards).

#### OPPONENT FUMBLE RECOVERY FOR TD

Steve Gregory, Syracuse, 10-25-03 (7 yards).

#### OPPONENT INTERCEPTION FOR TD

Justin Perkins, Connecticut, 9-30-04 (9 yards).

#### OPPONENT TD OFF BLOCKED PUNT

Jhun Cook, UAB, 9-14-02 (15 yards).

#### OPPONENT TD OFF BLOCKED FG

Ronyell Whitaker, Virginia Tech, 11-3-01 (71 yards).

#### OPPONENT DEFENSIVE 2-POINT CONVERSION

Matt Taffoni, West Virginia, interception return, 10-15-94.

#### TEAM GAINED 300+ YARDS PASSING

328 yards, Utah (Tostitos Fiesta Bowl), 1-1-05.  
(37 att., 29 comp., 4 TDs).

#### TEAM GAINED 300+ YARDS RUSHING

307 yards, West Virginia, 11-15-03 (58 attempts, 5 TDs).

#### TEAM FAILED TO GAIN 100+ YARDS RUSHING

56 yards, Rutgers, 10-23-04 (22 attempts, 1 TD).

#### TEAM FAILED TO GAIN 100+ PASS YARDS

49 yards, Syracuse, 10-25-03 (18 att., 7 comp., 0 TDs).

#### TEAM FAILED TO GAIN 100 YARDS IN TOTAL OFFENSE

97 yards, Akron, 10-3-98 (57 rushing, 40 yards passing).

# ALL-TIME LEADERS

## RUSHING YARDS IN A GAME

Name	Opponent, Year	Yards
1. Tony Dorsett	Notre Dame, 1975	303
2. Kevan Barlow	West Virginia, 2000	272
3. Tony Dorsett	Army, 1975	268
4. Tony Dorsett	Northwestern, 1973	265
5. Curvin Richards	East Carolina, 1989	264
6. Craig Heyward	Kent State, 1987	259
7. Craig Heyward	Miami (FL), 1986	254
8. Curtis Martin	Texas, 1994	251
9. Warren Heller	Miami (OH), 1931	250
10. Joe McCall	Army, 1983	246

## RUSHING YARDS IN A SEASON

Name	Season	Yards
1. Tony Dorsett	1976	2,150
2. Craig Heyward	1987	1,791
3. Tony Dorsett	1973	1,686
Tony Dorsett	1975	1,686
5. Billy West	1994	1,358
6. Curvin Richards	1989	1,282
7. Curvin Richards	1988	1,228
8. Kevan Barlow	2000	1,167
9. Bryan Thomas	1981	1,132
10. Charles Gladman	1985	1,085

## RUSHING YARDS IN A CAREER

Name	Season	Yards
1. Tony Dorsett	1973-76	6,526
2. Curvin Richards	1988-90	3,192
3. Craig Heyward	1984, 1986-87	3,086
4. Billy West	1993-97	2,803
5. Elliott Walker	1974-77	2,748
6. Curtis Martin	1991-94	2,643
7. Kevan Barlow	1997-2000	2,438
8. Bryan Thomas	1978, 1980-82	2,141
9. Charles Gladman	1984-86	2,019
10. Joe McCall	1980-83	1,978



Craig "Ironhead" Heyward is one of the most prolific rushers in Pitt history.

## PASSING YARDS IN A GAME

Name	Opponent, Year	Yards
1. Pete Gonzalez	Rutgers, 1997	470
2. John Congemi	Navy, 1986	446
3. John Ryan	West Virginia, 1994	433
4. Rod Rutherford	West Virginia, 2003	419
5. Tyler Palko	South Florida, 2004	411
6. David Priestley	Virginia Tech, 1999	407
7. Alex Van Pelt	Rutgers, 1992	395
Alex Van Pelt	Maryland, 1992	395
9. Matt Cavanaugh	Clemson, 1977	387*
10. Alex Van Pelt	Notre Dame, 1990	384
11. Rod Rutherford	Rutgers, 2003	381
12. Tyler Palko	Furman, 2004	380
13. David Priestley	Rutgers, 1999	375
14. Alex Van Pelt	East Carolina, 1991	369
15. Alex Van Pelt	West Virginia, 1989	366
16. Alex Van Pelt	Minnesota, 1992	364
17. Alex Van Pelt	Texas A&M, 1989	354#
David Priestley	South Florida, 2001	354
19. Alex Van Pelt	Maryland, 1991	353
20. Matt Lytle	Villanova, 1998	349


\*Gator Bowl #John Hancock Bowl

## PASSING YARDS IN A SEASON

Name	Season	Yards
1. Rod Rutherford	2003	3,679
2. Alex Van Pelt	1992	3,163
3. Tyler Palko	2004	3,067
4. Alex Van Pelt	1989	2,881
5. Dan Marino	1981	2,876
6. Pete Gonzalez	1997	2,829
7. Alex Van Pelt	1991	2,796
8. Rod Rutherford	2002	2,783
9. John Turman	2000	2,482
10. Dan Marino	1982	2,432

## PASSING YARDS IN A CAREER

Name	Seasons	Yards
1. Alex Van Pelt	1989-92	11,267
2. Dan Marino	1979-82	8,597
3. Rod Rutherford	2000-03	6,724
4. John Congemi	1983-86	6,467
5. David Priestley	1999-2001	4,533
6. John Ryan	1992-95	4,334
7. Rick Trocano	1977-80	4,219
8. John Turman	1999-2000	3,783
9. Matt Lytle	1994-98	3,738
10. Pete Gonzalez	1993-97	3,704
11. Dave Havern	1968, 1970-71	3,659
12. Matt Cavanaugh	1975-77	3,378
13. Tyler Palko	2002-	3,080
14. Ken Lucas	1963-65	2,557
15. John Hogan	1970-72	2,334



Pete Gonzalez set Pittsburgh records with 479 yards of total offense and seven touchdown passes versus Rutgers in 1997.

## RECEPTIONS IN A SEASON

Name	Season	Receptions
1. Larry Fitzgerald	2003	92
2. Latef Grim	1999	75
3. Antonio Bryant	2000	73
4. Jake Hoffart	1997	69
Larry Fitzgerald	2002	69
6. Greg Lee	2004	68
7. Latef Grim	1998	60
8. Dietrich Jells	1992	55
9. Bryan Thomas	1982	54
10. Dave Moore	1991	51
Billy Davis	1994	51
Antonio Bryant	1999	51

## RECEIVING YARDS IN A SEASON

Name	Season	Yards
1. Larry Fitzgerald	2003	1,672
2. Antonio Bryant	2000	1,457
3. Greg Lee	2004	1,297
4. Latef Grim	1999	1,106
5. Dietrich Jells	1992	1,091
6. Larry Fitzgerald	2002	1,005
7. Henry Tuten	1989	975
8. Latef Grim	1998	906
9. Olanda Truitt	1990	895
10. Terry Murphy	1997	891

# ALL-TIME LEADERS

## RECEPTIONS IN A GAME (since 1914)

Player	Receptions	Opponent	Yards	TDs
1. Harry Orszulak	16	Penn State, 1968	158	0
2. Antonio Bryant	13	Virginia Tech, 1999	215	1
3. Reggie Williams	12	N.C. State, 1986	115	0
Jake Hoffart	12	Rutgers, 1997	134	3
Latef Grim	12	Virginia Tech, 1999	188	0
Larry Fitzgerald	12	Toledo, 2003	201	1
7. Bob Longo	11	UCLA, 1966	155	1
Steve Gaustad	11	Navy, 1978	132	0
Latef Grim	11	Boston College, 1999	151	0
Antonio Bryant	11	West Virginia, 2001	186	1
Larry Fitzgerald	11	West Virginia, 2002	159	2

## RECEIVING YARDS IN A GAME (since 1914)

Player	Yards	Opponent	Receptions	TDs
1. Dietrich Jells	225	West Virginia, 1994	5	2
2. Antonio Bryant	222	Boston College, 2000	8	2
3. Antonio Bryant	215	Virginia Tech, 1999	13	1
4. Antonio Bryant	212	North Carolina, 2000	8	1
5. Larry Fitzgerald	207	Rutgers, 2003	8	2
6. Larry Fitzgerald	201	Toledo, 2003	12	1
7. Latef Grim	192	Villanova, 1998	8	3
8. Latef Grim	188	Virginia Tech, 1999	12	0
Greg Lee	188	Syracuse, 2004	9	1
10. Antonio Bryant	186	West Virginia, 2001	11	1

## CAREER RECEPTIONS (since 1940)

Name	Seasons	Rec.	Yards	Avg.	Lg.	TDs
1. Latef Grim	1998-2000	178	2,680	15.1	61	15
2. Antonio Bryant	1999-2001	173	3,061	17.7	84t	30
3. Larry Fitzgerald	2002-03	161	2,677	16.6	65	34
4. Dietrich Jells	1991-95	160	3,003	18.8	91t	25
5. Dwight Collins	1980-83	133	2,264	17.0	67t	24
Gordon Jones	1975-78	133	2,230	16.8	80t	21
7. Billy Davis	1991-94	120	1,680	14.0	41	13
8. Steve Moyer	1969-71	117	1,271	10.9	43	8
9. Jake Hoffart	1996-97	108	1,519	14.1	89t	14
10. Bob Longo	1965-67	106	1,621	15.3	58t	8
11. Lamar Slade	1999-2002	101	1,152	11.4	31	7
Benjie Pryor	1977-80	101	1,267	12.5	32	8
13. Bryan Thomas	1978-82	100	855	8.6	26	1

t indicates scoring play

## CAREER RECEIVING YARDS

Name	Seasons	Yards
1. Antonio Bryant	1999-2001	3,061
2. Dietrich Jells	1991-95	3,003
3. Latef Grim	1998-2000	2,680
4. Larry Fitzgerald	2002-03	2,677
5. Dwight Collins	1980-83	2,264
6. Gordon Jones	1975-78	2,230
7. Henry Tuten	1987-89	1,758
8. Billy Davis	1991-94	1,680
9. Bob Longo	1965-67	1,621
10. Jake Hoffart	1996-97	1,519

## CAREER ALL-PURPOSE YARDS

Name	Seasons	Yards
1. Tony Dorsett	1973-76	7,117
2. Gibby Welch	1925-27	4,108
3. Craig Heyward	1984,1986-87	3,935
4. Tom Davies	1918-21	3,931
5. Dietrich Jells	1991-95	3,903
6. Gordon Jones	1975-78	3,812
7. Lou Cecconi	1946-49	3,781
8. Antonio Bryant	1999-2001	3,460
9. Curtis Martin	1991-94	3,449
10. Curvin Richards	1988-90	3,443



Gordon Jones was an acrobatic All-America wideout for Pitt during the 1970s.

**TOP TOTAL OFFENSE CAREERS**

Name	Seasons	Rushing	Passing	Total
1. Alex Van Pelt	1988-92	-119	11,267	11,148
2. Dan Marino	1979-82	-277	8,597	8,320
3. Rod Rutherford	2000-03	885	6,724	7,609
4. Tony Dorsett	1973-76	6,526	0	6,526
5. John Congemi	1983-86	-116	6,467	6,351
6. Rick Trocano	1977-80	673	4,219	4,892
7. David Priestley	1999-2001	-88	4,533	4,445
8. John Ryan	1992-95	-356	4,336	3,980
9. Pete Gonzalez	1993-97	230	3,704	3,934
10. Matt Cavanaugh	1975-77	538	3,378	3,916

**TOP SCORERS**


Name	Seasons	TDs	PATs	FGs	Points
1. Tony Dorsett	1973-76	63	1(2 pt.)	0	380
2. Carson Long	1973-76	0	133	45	268
3. Andy Hastings	1914-16, 1919	30	36	13	255
4. Nick Lotz	1998-2001	0	100	38	214
5. Larry Fitzgerald	2002-03	34	0	0	204
6. Elliott Walker	1974-77	33	1(2 pt.)	0	200
7. Mark Schubert	1977-79	0	95	31	188
8. George McLaren	1915-18	30	3	0	183
9. Tom Davies	1918-21	23	37	2	181
10. Antonio Bryant	1999-2001	30	0	0	180
11. Chris Ferencik	1995-98	0	91	28	175
12. Craig Heyward	1984, 1986-87	26	1(2 pt.)	0	158
Scott Kaplan	1989-92	0	67*	30	158
14. Dietrich Jells	1991-95	25	0	0	150
Kevan Barlow	1997-2000	25	0	0	150

\*includes one 2-pt. conversion


**DEFENSIVE STATISTICS**

**CAREER TACKLES** (since 1973)

Player	Years	Tackles	Assists	Total
1. Arnie Weatherington	1973-76	276	201	477
2. Hugh Green	1977-80	273	168	441
3. Tom Tumulty	1991-95	249	164	413
4. Gerald Hayes	1999-2002	253	149	402
5. Steve Apke	1983-86	180	188	368
6. Jerry Olsavsky	1985-88	228	139	367
7. Troy Benson	1981-84	146	205	351
8. Lewis Moore	2000-03	228	116	344
9. Ramon Walker	1999-2001	206	122	328
10. Caesar Aldisert	1981-84	134	179	313
11. Don Parrish	1973-76	184	124	308
12. Tom Flynn	1980-83	198	99	297
13. Al Romano	1973-76	173	122	295
14. Rickey Jackson	1977-80	166	124	290
15. Tez Morris	2002-	163	122	285
16. Al Chesley	1975-78	172	105	277
17. Randy Holloway	1974-77	176	92	268
18. Jeff Pelusi	1976-79	149	113	262
Amir Purifoy	1998-2001	145	117	262
20. Ricardo McDonald	1988-91	160	100	260
21. Curtis McGhee	1993-97	162	82	244
22. Tony Woods	1983-86	141	101	242
Phil Clarke	1995-98	157	85	242
24. Burt Grossman	1985-88	110	129	239
25. Chris Doleman	1981-84	128	110	238



Quarterback John Congemi ranks fifth at Pitt with 6,351 yards in career total offense.



Gerald Hayes compiled 402 tackles from 1999-2002.

# ANNUAL LEADERS

## RUSHING

Year	Name	Attempts	Net Yards
1914	Andy Hastings	*	252
1915	Andy Hastings	*	503
1916	James DeHart	*	786
1917	George McLaren	*	782
1918	Tom Davies	*	361
1919	Tom Davies	*	650
1920	Tom Davies	*	413
1921	Orville Hewitt	*	454
1922	Orville Hewitt	*	609
1923	Andrew Gustafson	*	493
1924	Andrew Gustafson	*	432
1925	Gibby Welch	*	589
1926	Gibby Welch	*	815
1927	Allan Booth	*	659
1928	Josh Williams	*	777
1929	Toby Uansa	*	964
1930	Warren Heller	*	491
1931	Warren Heller	*	744
1932	Warren Heller	*	684
1933	Henry Weisenbaugh	*	427
1934	Mike Nicksick (Nixon)	*	779
1935	Herbert Randour	*	569
1936	Marshall Goldberg	*	886
1937	Marshall Goldberg	*	698
1938	Dick Cassiano	*	739
1939	Dick Cassiano	*	492
1940	Edgar Jones	104	447
1941	Edgar Jones	131	500
1942	William Dutton	209	575
1943	Thomas Kalmanir	41	301
1944	Donald Matthews	49	284
1945	Jimmy Joe Robinson	83	273
1946	William Abraham	71	295
1947	Lou Cecconi	55	114
1948	Lou Cecconi	104	292
1949	Lou Cecconi	113	397
1950	Joe Capp	62	258
1951	Louis Cimarolli	89	399
1952	Billy Reynolds	133	748
1953	Bobby Epps	100	424
1954	Henry Ford	95	322
1955	Louis Cimarolli	57	339
1956	Corny Salvaterra	123	504
1957	Fred Riddle	76	407
1958	Dick Haley	93	311
1959	Fred Cox	47	392
1960	Bob Clemens	74	349
1961	Rick Leeson	103	452
1962	Rick Leeson	104	481
1963	Fred Mazurek	132	646
1964	Barry McKnight	129	551
1965	Barry McKnight	124	406
1966	Mike Raklewicz	110	324
1967	Gary Cramer	78	312
1968	Dennis Ferris	120	472
1969	Tony Esposito	201	743
1970	Tony Esposito	160	623
1971	Lou Julian	101	368
1972	Stan Ostrowski	140	493
1973	Tony Dorsett	318	1,686
1974	Tony Dorsett	220	1,004
1975	Tony Dorsett	255	1,686

## RUSHING (Continued)

Year	Name	Attempts	Net Yards
1976	Tony Dorsett	370	2,150
1977	Elliott Walker	172	1,025
1978	Freddie Jacobs	152	634
1979	Randy McMillan	184	802
1980	Randy McMillan	147	692
1981	Bryan Thomas	217	1,132
1982	Bryan Thomas	219	955
1983	Joe McCall	197	961
1984	Craig Heyward	123	539
1985	Charles Gladman	194	1,085
1986	Craig Heyward	171	756
1987	Craig Heyward	387	1,791
1988	Curvin Richards	207	1,228
1989	Curvin Richards	232	1,282
1990	Curvin Richards	145	682
1991	Jermaine Williams	137	682
1992	Tim Colicchio	139	743
1993	Curtis Martin	210	1,075
1994	Billy West	252	1,358
1995	Demetrius Harris	137	610
1996	Billy West	145	687
1997	Dwayne Schulters	169	861
1998	Kevan Barlow	121	533
1999	Kevan Barlow	141	630
2000	Kevan Barlow	219	1,167
2001	Raymond Kirkley	166	672
2002	Brandon Miree	214	943
2003	Brandon Miree	115	573
2004	Raymond Kirkley	154	560

\*not available

## PASSING

Year	Name	Att.	Comp.	Int.	Yards	TDs
1914	George Kenneth Fry	20	8	*	176	*
1915	Guy Williamson	10	6	*	117	*
1916	Andy Hastings	16	7	*	132	*
1917	George McLaren	24	11	*	136	*
1918	Tom Davies	14	7	*	114	*
1919	Tom Davies	19	5	*	80	*
1920	Tom Davies	19	11	*	171	*
1921	Tom Davies	36	15	*	146	*
1922	W.H. Flanagan	34	17	*	187	*
1923	W.H. Flanagan	67	30	*	406	*
1924	Jesse Brown	29	16	*	180	*
1925	Gibby Welch	26	11	*	182	*
1926	Gibby Welch	56	25	*	357	*
1927	Gibby Welch	55	27	*	439	*
1928	Toby Uansa	16	8	*	82	*
1929	James Rooney	15	5	*	149	*
1930	Warren Heller	17	11	*	198	*
1931	Warren Heller	53	23	*	594	*
1932	Warren Heller	69	16	*	450	*
1933	Howard Odell	47	22	*	302	*
1934	Mike Nicksick (Nixon)	27	9	*	151	*
1935	Herbert Randour	38	11	*	133	*
1936	Marshall Goldberg	19	7	*	92	*
1937	Marshall Goldberg	11	6	*	76	*
1938	Emil Narick	10	4	*	114	*
1939	Emil Narick	41	22	*	280	*
1940	Edgar Jones	37	11	6	171	*
1941	Edgar Jones	23	7	2	116	0

## PASSING (Continued)

Year	Name	Att.	Comp.	Int.	Yards	TDs
1942	William Dutton	95	32	10	610	4
1943	Joseph Mocha	80	34	7	506	1
1944	Paul Rickards	178	84	20	897	4
1945	William Wolff	83	32	7	499	1
1946	Carl DePasqua	41	13	6	247	2
1947	Robert Lee	25	10	4	121	0
1948	Lou Cecconi	87	30	9	542	5
1949	Lou Cecconi	91	35	6	656	6
1950	Bob Bestwick	113	62	16	757	7
1951	Bob Bestwick	178	99	11	1,165	7
1952	Rudy Mattiola	122	52	7	534	5
1953	Henry Ford	80	33	7	305	3
1954	Corny Salvaterra	57	19	8	286	3
1955	Corny Salvaterra	54	25	8	329	4
1956	Corny Salvaterra	88	33	10	500	7
1957	Bill Kaliden	93	40	5	519	2
1958	Ivan Tonic	69	49	8	641	4
1959	Ivan Tonic	133	56	13	667	8
1960	Jim Traficant	57	29	2	407	4
1961	Jim Traficant	67	32	5	437	2
1962	Jim Traficant	88	39	7	611	3
1963	Fred Mazurek	127	74	7	949	5
1964	Fred Mazurek	93	53	8	686	3
1965	Ken Lucas	268	144	15	1,921	10
1966	Ed James	193	91	16	1,162	7
1967	Bob Bazylak	124	55	8	679	2
1968	Dave Havern	287	140	20	1,810	7
1969	Jim Friedl	263	128	21	1,277	11
1970	John Hogan	140	72	6	801	3
1971	Dave Havern	207	108	10	1,197	11
1972	John Hogan	192	91	11	1,250	14
1973	Bill Daniels	176	84	14	1,170	3
1974	Bill Daniels	127	71	8	919	9
1975	Robert Haygood	78	42	4	687	4
1976	Matt Cavanaugh	110	65	3	1,046	9
1977	Matt Cavanaugh	187	110	6	1,844	15
1978	Rick Trocano	283	138	14	1,648	5
1979	Dan Marino	222	130	9	1,680	10
1980	Dan Marino	224	116	14	1,609	15
1981	Dan Marino	380	226	23	2,876	37
1982	Dan Marino	378	221	23	2,432	17
1983	John Congemi	286	170	8	1,940	16
1984	John Congemi	174	93	7	1,102	9
1985	John Congemi	241	122	11	1,377	6
1986	John Congemi	293	165	6	2,048	11
1987	Sal Genilla	145	80	8	1,051	7
1988	Darnell Dickerson	213	104	8	1,599	7
1989	Alex Van Pelt	347	192	12	2,881	17
1990	Alex Van Pelt	351	201	17	2,427	14
1991	Alex Van Pelt	398	227	14	2,796	15
1992	Alex Van Pelt	407	245	17	3,163	20
1993	John Ryan	203	115	8	1,282	6
1994	John Ryan	144	87	6	1,294	14
1995	John Ryan	232	115	15	1,439	9
1996	Matt Lytle	214	105	6	1,249	8
1997	Pete Gonzalez	374	211	9	2,829	31
1998	Matt Lytle	306	159	14	2,092	16
1999	David Priestley	158	92	3	1,305	6
2000	John Turman	269	148	8	2,482	20
2002	Rod Rutherford	367	192	12	2,783	22
2003	Rod Rutherford	413	247	14	3,679	37
2004	Tyler Palko	409	230	7	3,067	24

\*not available

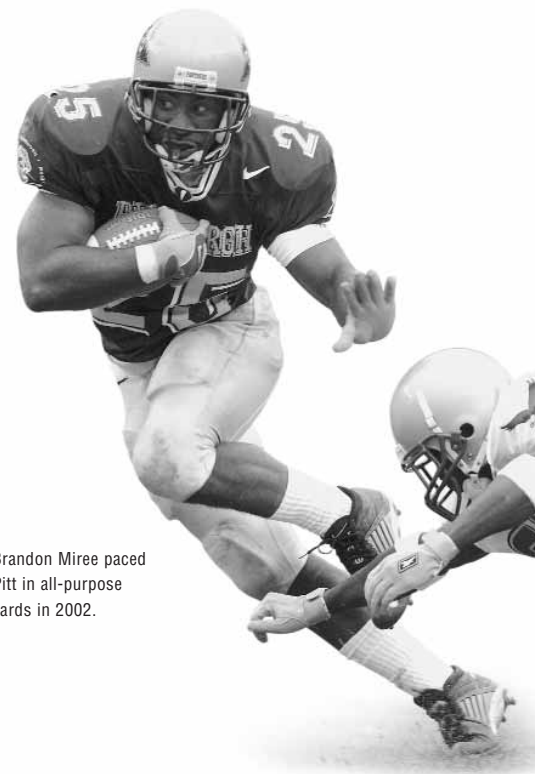


**RECEIVING**

Year	Name	Rcpts.	Yards	TDs
1914	Philip Dillon	*	101	*
1915	James DeHart	*	74	*
1916	James Herron	*	64	*
1917	Ralph Gougler	*	130	*
1918	Tom Davies	*	102	*
1919	James DeHart	*	64	*
1920	Thomas Holleran	*	115	*
1921	Thomas Holleran	*	181	*
1922	John Anderson	*	79	*
1923	Karl Bohren	*	216	*
1924	Jack Harding	*	81	*
1925	John Kifer	*	109	*
1926	Gibby Welch	*	118	*
1927	Albert Guarino	*	198	*
1928	Joseph Donchess	*	49	*
1929	Joseph Donchess	*	65	*
1930	Edward Baker	*	234	*
1931	Paul Reider	*	379	*
1932	Joseph Skladany	*	162	*
1933	Mike Nicksick (Nixon)	*	119	*
1934	Harvey Rooker	*	106	*
1935	Frank Souchak	*	68	*
1936	Fabian Hoffman	*	132	*
1937	Lawrence Peace	*	58	*
1938	Robert Thurbon	*	82	*
1939	Robert Thurbon	*	165	*
1940	Jack Goodridge	6	117	0
1941	Walt West	4	16	0
1942	Walt West	9	116	1
1943	James Maloney	14	181	0
1944	Donald Matthews	16	136	0
1945	Jimmy Joe Robinson	11	160	0
1946	Bill McPeak	13	235	2
1947	Lou Cecconi	8	90	1
1948	Leo Skladany	11	159	1
1949	Nick DeRosa	11	238	1
1950	Billy Reynolds	11	130	1
1951	Chris Warriner	37	502	5
1952	Billy Reynolds	14	132	1
1953	Dick Deitrick	13	139	0
1954	Henry Ford	5	103	1
1955	Joe Walton	16	241	8
1956	Joe Walton	21	360	6
1957	Dick Scherer	20	403	4
1958	Mike Ditka	18	252	1
1959	Mike Ditka	16	249	4
1960	Mike Ditka	11	229	2
1961	John Kuprok	18	247	1
1962	Paul Martha	12	246	2
1963	Joe Kuzneski	21	258	2
1964	Eric Crabtree	14	255	2
1965	Eric Crabtree	45	724	4
1966	Bob Longo	46	732	5
1967	Bob Longo	40	548	2
1968	Harry Orszulak	50	725	4
1969	Steve Moyer	48	437	3
1970	Dennis Ferris	35	506	3
1971	Joel Klimek	39	452	1
1972	Todd Toerper	34	531	3
1973	Bruce Murphy	20	325	0
1974	Bruce Murphy	25	400	3
1975	Jim Corbett	24	322	2
1976	Jim Corbett	34	538	2
1977	Gordon Jones	45	793	9
1978	Gordon Jones	45	666	3

Year	Name	Rcpts.	Yards	TDs
1979	Benjie Pryor	45	588	3
1980	Benjie Pryor	47	574	4
1981	Julius Dawkins	46	767	16
1982	Bryan Thomas	54	404	1
1983	Bill Wallace	45	727	8
1984	Bill Wallace	43	610	8
1985	Chuck Scales	34	446	4
1986	Bill Osborn	33	414	3
1987	Reggie Williams	31	535	3
1988	Henry Tuten	37	571	3
1989	Henry Tuten	41	975	6
1990	Olanda Truitt	49	895	6
1991	Dave Moore	51	505	1
1992	Dietrich Jells	55	1,091	8
1993	Curtis Martin	33	249	1
1994	Billy Davis	51	731	9
1995	Dietrich Jells	48	789	8
1996	Jake Hoffart	39	667	5
1997	Jake Hoffart	69	852	9
1998	Latef Grim	60	906	9
1999	Latef Grim	75	1,106	4
2000	Antonio Bryant	73	1,457	13
2001	Antonio Bryant	49	760	11
2002	Larry Fitzgerald	69	1,005	12
2003	Larry Fitzgerald	92	1,672	22
2004	Greg Lee	68	1,297	10

\* not available  
 Note: From 1914-39 receptions were based on yardage; receptions are based on number from 1940-present.



Brandon Miree paced Pitt in all-purpose yards in 2002.

**ALL-PURPOSE TOTAL YARDS** (since 1979)

Year	Name	Rushing	Rec.	Int.	Punt Ret.	KO Ret.	Total
1979	Randy McMillan	802	184	0	0	0	986
1980	Dwight Collins	20	827	0	0	87	934
1981	Bryan Thomas	1,132	451	0	0	0	1,583
1982	Bryan Thomas	955	404	0	0	0	1,459
1983	Joe McCall	961	253	0	0	0	1,214
1984	Craig Heyward	539	70	0	0	154	763
1985	Charles Gladman	1,085	52	0	0	0	1,137
1986	Craig Heyward	756	361	0	0	0	1,117
1987	Craig Heyward	1,791	207	0	0	0	1,998
1988	Curvin Richards	1,228	29	0	0	200	1,457
1989	Curvin Richards	1,282	222	0	0	7	1,511
1990	Olanda Truitt	35	895	0	28	0	958
1991	Steve Israel	0	0	127	119	575	821
1992	Dietrich Jells	34	1,091	0	0	0	1,125
1993	Curtis Martin	1,075	249	0	0	0	1,324
1994	Billy West	1,358	14	0	0	0	1,372
1995	Dietrich Jells	19	789	0	0	206	1,014
1996	Dwayne Schulters	555	21	0	0	268	844
1997	Dwayne Schulters	861	208	0	0	438	1,507
1998	Hank Poteat	0	0	53	131	764	948
1999	Latef Grim	0	1,106	0	0	0	1,106
2000	Antonio Bryant	0	1,457	0	192	0	1,649
2001	Antonio Bryant	0	760	0	207	0	967
2002	Brandon Miree	943	123	0	0	0	1,066
2003	Larry Fitzgerald	7	1,672	0	0	0	1,679
2004	Greg Lee	0	1,297	0	0	0	1,297

# ANNUAL LEADERS

## INTERCEPTIONS

Year	Name	No.	Yards	TDs
1914	W.E. Miller	*	110	1
1915	James DeHart	*	31	0
1916	Andy Hastings	*	63	1
1917	Carl Miksch	*	15	0
1918	William Harrington	*	7	0
1919	Tom Davies	*	151	1
1920	Tom Davies	*	70	1
1921	Orville Hewitt	*	75	1
1922	Orville Hewitt	*	70	1
1923	Karl Bohren	*	79	1
1924	Carl McCutcheon	*	32	0
1925	Andrew Gustafson	*	53	0
1926	James Hagan	*	45	0
1927	Lester Cohen	*	54	1
1928	Toby Uansa	*	98	0
1929	Toby Uansa	*	80	1
1930	Edward Baker	*	24	0
1931	Richard Matesic	*	91	1
1932	Henry Weisenbaugh	*	38	0
	Theodore Dailey	*	38	1

John Jenkins led the Panthers in interceptions during the 1995 and 1997 seasons.



Shawn Robinson had six picks in 2000.

Year	Name	No.	Yards	TDs
1933	Isadore Weinstock	*	50	1
1934	T. Arnold Greene	*	54	0
1935	Frank Souchak	*	41	0
1936	Bill Daddio	*	70	1
1937	Marshall Goldberg	*	55	1
1938	Dick Cassiano	*	22	0
1939	Ben Kish	2	15	0
1940	George Kracum	6	73	0
1941	Edgar Jones	6	224	2
1942	Jack Stetler	6	79	0
1943	Richard Trachok	2	22	0
1944	Bernard Sniscak	4	57	0
1945	Edward Zimmovan	2	33	0
1946	Carl DePasqua	5	46	0
1947	Bill McPeak	2	26	0
1948	Lou "Bimbo" Cecconi	4	17	0
1949	Carl DePasqua	6	52	0
1950	Billy Reynolds	7	123	0
1951	Joe Schmidt	3	29	0
1952	Bob Rabley	4	81	0
1953	Henry Ford	4	66	0
1954	Corny Salvaterra	2	35	0
1955	Robert Grier	2	18	0
1956	Jim Theodore	4	62	0
1957	Dick Haley	3	14	0
1958	Joe Pullekines	4	35	0
1959	Jim Cunningham	2	57	0

Year	Name	No.	Yards	TDs
1960	Ed Sharockman	2	64	0
	Andy Kuzneski	2	6	0
	Fred Cox	2	39	0
1961	Steve Jastrzembski	1	40	1
1962	Paul Martha	1	54	1
1963	Eric Crabtree	3	8	0
1964	Joe Pohl	3	20	0
1965	Mickey Depp	3	20	0
1966	Joe Curtin	5	31	0
1967	Paul Killian	2	38	0
1968	Bryant Salter	2	24	0
1969	David Dibley	3	66	0
1970	Bryant Salter	4	62	0
1971	Bill Adams	3	83	0
1972	Mike Bulino	3	17	0
1973	Dennis Moorhead	3	104	0
1974	Glenn Hodge	3	4	0
1975	Jeff Delaney	3	27	0
1976	Bob Jury	10	95	0
1977	Bob Jury	8	171	0
1978	Mike Balzer	4	19	0
1979	Terry White	5	37	0
1980	Lynn Thomas	5	20	0
1981	Tom Flynn	5	77	0
1982	Troy Hill	3	19	0
1983	Troy Benson	4	21	0
1984	Troy Benson	3	47	0
1985	Teryl Austin	7	186	0
1986	Billy Owens	4	106	2
1987	Troy Washington	2	50	0
1988	Alonzo Hampton	5	26	0
1989	Robert Bradley	4	46	0
	Alonzo Hampton	4	6	0
1990	Doug Hetzler	4	33	1
1991	Steve Israel	6	127	1
1992	Vernon Lewis	3	9	0
1993	Maurice Williams	3	8	0
	David Sumner	3	0	0
1994	Denorse Mosley	6	27	0
1995	John Jenkins	4	51	0
1996	Rasshad Whitmill	2	61	0
1997	John Jenkins	4	16	0
1998	Hank Poteat	6	53	0
1999	Hank Poteat	3	56	0
2000	Shawn Robinson	6	-6	0
2001	Torrie Cox	2	39	0
	Mark Ponko	2	3	0
2002	Shawntae Spencer	3	49	0
2003	William "Tutu" Ferguson	3	9	0
2004	Malcolm Postell	4	119	3

\* not available

Note: From 1914-38 interceptions were based on return yardage; interceptions are based on number from 1939-present.

**SCORING**

Year	Name	TDs	PATs	FGs	2-Pt.	Points
1914	Andy Hastings	5	11	5	0	56
1915	Andy Hastings	11	5	1	0	74
1916	Andy Hastings	6	10	5	0	61**
1917	George McLaren	13	1	0	0	79
1918	George McLaren	6	2	0	0	38
	Tom Davies	5	8	0	0	38#
1919	Andy Hastings	8	10	2	0	64
1920	Tom Davies	10	14	1	0	77##
1921	Tom Davies	4	9	0	0	33
1922	W.H. Flanagan	7	0	0	0	42
1923	Andrew Gustafson	3	.0	0	0	18
1924	Andrew Gustafson	4	0	0	0	24
1925	Andrew Gustafson	6	6	5	.0	51*
1926	Gibby Welch	10	10	.0	0	60
1927	Allan Booth	10	18	1	0	81
1928	Josh Williams	7	0	0	0	42
1929	Toby Uansa	10	1	0	0	61**
1930	Franklin Hood	8	0	0	0	48
1931	Warren Heller	11	0	0	0	66
1932	Warren Heller	8	0	0	0	48
1933	Henry Weisenbaugh	5	1	0	0	31**
1934	Isadore Weinstock	9	9	0	0	63
1935	Frank Patrick	9	7	4	0	73
1936	Marshall Goldberg	6	0	0	0	36***
1937	Frank Patrick	7	1	0	0	43
1938	Dick Cassiano	11	0	0	0	66
1939	Dick Cassiano	6	0	0	0	36
1940	Edgar Jones	4	1-2	0	0	25
1941	Edgar Jones	6	1-1	0	0	37****
1942	William Dutton	6	0	0	0	36
1943	Jack Itzel	5	0-1	0	0	30
1944	Thomas Kalminar	5	0	0	0	30
1945	Michael Roussos	5	5-8	0	0	35
1946	Lou Cecconi	4	4-8	0	0	28***
1947	Carl DePasqua	1	0	0	0	06
	Bill McPeak	1	0	0	0	06
	Anthony DiMatteo	1	0	0	0	06
	Lou Cecconi	1	0	0	0	06
1948	Robert Becker	5	0	0	0	30
1949	Jimmy Joe Robinson	7	0	0	0	42
1950	Nick DeRosa	3	0	0	0	18
1951	Louis Cimarolli	6	0	0	0	36
	Chris Warriner	6	0	0	0	36
1952	Bobby Epps	6	0	0	0	36
1953	Bobby Epps	4	0	0	0	24
1954	Henry Ford	3	0	0	0	18
1955	Joe Walton	8	0	0	0	48
1956	Corny Salvaterra	6	1-1	0	0	37
	Joe Walton	6	1-1	0	0	37
1957	Dick Scherer	5	0	0	0	30###
1958	Dick Haley	7	0	0	0	42
1959	Fred Cox	5	8-10	1-2	0	41
1960	Fred Cox	3	15-16	3-8	0	42
1961	Rick Leeson	4	0	0	0	24
1962	Paul Martha	7	0	0	1	44**
1963	Fred Mazurek	7	0	0	2	46
1964	Barry McKnight	8	0	0	1	50
1965	Eric Crabtree	7	0	0	1	44
1966	Bob Longo	5	0	0	0	30
1967	Joe McCain	2	5-6	0	0	17
1968	Harry Orszulak	4	0	0	0	24
1969	Dennis Ferris	7	0	0	0	42
1970	Dennis Ferris	9	0	0	0	54

Year	Name	TDs	PATs	FGs	2-Pt.	Points
1971	Steve Moyer	5	0	0	1	32
1972	Stan Ostrowski	4	0	0	1	26
1973	Tony Dorsett	13	0	0	0	78
1974	Tony Dorsett	11	0	0	0	66
1975	Tony Dorsett	16	0	0	0	96
1976	Tony Dorsett	23	0	0	1	140
1977	Elliott Walker	15	0	0	0	90
1978	Fred Jacobs	9	0	0	0	54
1979	Mark Schubert	0	20-31	14-19	0	62
1980	David Trout	0	39-42	15-20	0	84
1981	Julius Dawkins	16	0	0	0	96
1982	Eric Schubert	0	36-37	11-21	0	69
1983	Bill Wallace	8	0	0	0	48
1984	Bill Wallace	8	0	0	0	48
1985	Charles Gladman	6	0	0	0	36
1986	Jeff VanHorne	0	29-29	11-17	0	62
1987	Craig Heyward	13	0	0	0	78
1988	Scott Kaplan	0	23-23	10-15	0	53
1989	Ed Frazier	0	35-36	14-20	0	77
1990	Scott Kaplan	0	21-21	9-13	1	50
1991	Scott Kaplan	0	22-25	11-20	0	55
1992	Sean Conley	0	27-31	16-19	0	75

Year	Name	TDs	PATs	FGs	2-Pt.	Points
1993	Curtis Martin	8	0	0	2	52
1994	David Merrick	0	20-23	14-21	0	62
1995	Chris Ferencik	0	23-24	12-13	0	59
1996	Dwayne Schulters	10	0-0	0-0	0	60
1997	Terry Murphy	13	0-0	0-0	0	78
1998	Latef Grim	10	0-0	0-0	0	60
1999	Nick Lotz	0	30-33	13-17	0	69
2000	Antonio Bryant	13	0-0	0-0	0	78
2001	Nick Lotz	0	35-36	13-19	0	74
2002	Larry Fitzgerald	12	0-0	0-0	0	72
2003	Larry Fitzgerald	22	0-0	0-0	0	132
2004	Josh Cummings	0	35-37	18-27	0	89

- # Includes touchdowns on kickoff, punt and interception returns
- ## Includes two touchdowns on punt returns
- ### Includes one touchdown on blocked punt
- \* Includes one touchdown on fumble return
- \*\* Includes one touchdown on interception return
- \*\*\* Includes one touchdown on kickoff return
- \*\*\*\* Includes two touchdowns on interception returns



Scott Kaplan, now a nationally known sports talk-show host, was a perfect 23-of-23 in extra points en route to a team-high 53 points in 1988.

# HEINZ FIELD RECORDS

## PITT RECORDS

### TEAM RECORDS

#### GAMES PLAYED

Season: 7, 2002  
All-Time: 25

#### GAMES WON

Season: 5, 2002 and 2004  
All-Time: 17

#### GAMES LOST

Season: 3, 2001  
All-Time: 8

#### CONSECUTIVE WINS

4, 2002 and 2004

#### CONSECUTIVE LOSSES

3, 2001

#### BIGGEST MARGIN OF VICTORY

40 - 43-3 vs. Kent State, 2003

#### BIGGEST MARGIN OF DEFEAT

32 - 42-10 vs. Syracuse, 2001

#### SINGLE-GAME ATTENDANCE

66,731 (West Virginia), Nov. 30, 2002

#### HIGHEST SEASONAL AVERAGE ATTENDANCE

59,197, 2003 (six games)

### OFFENSE

#### HIGHEST TOTAL POINTS BY BOTH TEAMS

79, (Pittsburgh 41, Furman 38), 2004

#### HIGHEST POINTS BY PITT

43 vs. Kent State, 2003

#### LOWEST POINTS BY PITT

10 vs. Syracuse, 2001

#### HIGHEST TOTAL OFFENSE BY PITT

522 vs. Kent State, 2003

#### LOWEST TOTAL OFFENSE BY PITT

175 vs. Notre Dame, 2003

#### HIGHEST RUSHING BY PITT

229 vs. East Tennessee State, 2001

#### LOWEST RUSHING BY PITT

8 vs. Notre Dame, 2003

#### HIGHEST PASSING BY PITT

380 vs. Furman, 2004

#### LOWEST PASSING BY PITT

49 vs. Ohio, 2004

### DEFENSE

#### LOWEST POINTS BY OPPONENT

0, East Tennessee State, 2001

#### HIGHEST POINTS BY OPPONENT

43, Miami, 2001

#### LOWEST TOTAL OFFENSE BY OPPONENT

151, Virginia Tech, 2001

#### HIGHEST TOTAL OFFENSE BY OPPONENT

475, Miami, 2003

#### LOWEST RUSHING BY OPPONENT

-3, Rutgers, 2002

#### HIGHEST RUSHING BY OPPONENT

352, Notre Dame, 2003

#### LOWEST PASSING BY OPPONENT

33, Notre Dame, 2003

#### HIGHEST PASSING BY OPPONENT

367, Boston College, 2004

#### INTERCEPTIONS

5 vs. Ohio, 2002

#### SACKS

7 vs. East Tennessee State, 2001

#### TAKEAWAYS

6 vs. Ohio, 2002

### LONGEST PLAYS FROM SCRIMMAGE

#### RUSHING

85, David Priestley vs. East Tennessee State, 2001

43, Tyler Palko vs. Ohio, 2004

39, Brandon Miree vs. Toledo, 2002

37, Tim Murphy vs. West Virginia, 2004

36, Raymond Kirkley vs. Boston College, 2004

#### PASSING

71, David Priestley to R.J. English, South Florida, 2001

65, Rod Rutherford to Larry Fitzgerald, Toledo, 2002

56, David Priestley to Roosevelt Bynes, South Florida, 2001

54, Rod Rutherford to Larry Fitzgerald, Kent State, 2003

51, Rod Rutherford to Roosevelt Bynes, Rutgers, 2002

### INDIVIDUAL RECORDS

#### RUSHING

##### RUSHING ATTEMPTS

26, Raymond Kirkley vs. Furman, 9-23-04

##### RUSHING YARDS

121, Brandon Miree vs. West Virginia, 11-30-02

##### RUSHING TOUCHDOWNS

3, Brandon Miree vs. Ball State, 9-13-03

##### LONGEST RUSH FOR A TOUCHDOWN

85, David Priestley vs. East Tennessee State, 9-1-01

David Priestley's 85-yard touchdown run is the longest play in Heinz Field history.

### PASSING

#### PASSING ATTEMPTS

45, David Priestley vs. South Florida, 9-8-01;  
Tyler Palko vs. Nebraska, 9-18-04

#### PASSES COMPLETED

30, Tyler Palko vs. Furman, 9-25-04

#### PASSING YARDS

380, Tyler Palko vs. Furman, 9-25-04

#### TOUCHDOWN PASSES

4, Rod Rutherford vs. Kent State, 9-6-03

#### INTERCEPTIONS THROWN

3, Rod Rutherford vs. Ohio, 8-31-02;

Rod Rutherford vs. Miami, 11-29-03;

Tyler Palko vs. Nebraska, 9-18-04

#### LONGEST PASS FOR A TOUCHDOWN

71, David Priestley to R.J. English vs. South Florida, 9-8-01

### RECEIVING

#### RECEPTIONS

11, Larry Fitzgerald vs. West Virginia, 11-30-02

#### RECEIVING YARDS

159, Larry Fitzgerald vs. West Virginia, 11-30-02

#### RECEIVING TOUCHDOWNS

3, Larry Fitzgerald vs. Kent State, 9-6-03

### SPECIAL TEAMS/RETURNS

#### MOST PUNTS

10, Adam Graessle vs. Ohio, 9-11-04

#### HIGHEST PUNTING AVERAGE

51.3, Andy Lee vs. Syracuse, 10-13-01

#### LONGEST PUNT

79, Adam Graessle vs. Boston College, 10-16-04

#### FIELD GOALS MADE

4, David Abdul vs. Boston College, 10-26-02

#### LONGEST FIELD GOAL MADE

47, David Abdul vs. Kent State, 9-6-03;

Josh Cummings vs. Rutgers, 10-23-04

#### LONGEST PUNT RETURN

71, William "Tutu" Ferguson vs. Notre Dame, 10-11-03

#### LONGEST KICKOFF RETURN

96, Marcus Furman vs. Nebraska, 9-18-04

#### LONGEST INTERCEPTION RETURN

82, Bernard "Josh" Lay vs. Rutgers, 10-23-04



## OPPONENT RECORDS

### OFFENSE INDIVIDUAL

#### RUSHING

##### RUSHING ATTEMPTS

33, Tanardo Sharps, Temple, 11-9-02

##### RUSHING YARDS

262, Julius Jones, Notre Dame, 10-11-03

##### RUSHING TOUCHDOWNS

4, Kevin Jones, Virginia Tech, 11-8-03

##### LONGEST RUSH FOR A TOUCHDOWN

80, Kevin Jones, Virginia Tech, 11-8-03

#### PASSING

##### PASSING ATTEMPTS

65, Marquel Blackwell, South Florida, 9-8-01

##### PASSES COMPLETED

37, Marquel Blackwell, South Florida, 9-8-01

##### PASSING YARDS

367, Paul Peterson, Boston College, 10-16-04

##### TOUCHDOWN PASSES

4, Marquel Blackwell, South Florida, 9-8-01

#### INTERCEPTIONS THROWN

4, Dontrell Jackson, Ohio, 8-31-02;

Ryan Hart, Rutgers, 10-23-04

#### LONGEST PASS FOR A TOUCHDOWN

79, Rasheed Marshall to Phil Braxton, West Virginia, 11-30-02

#### RECEIVING

##### RECEPTIONS

12, Grant Adams, Boston College, 10-16-04;

Tres Moses, Rutgers, 10-23-04

##### RECEIVING YARDS

164, Grant Adams, Boston College, 10-16-04

##### RECEIVING TOUCHDOWNS

2, DeAndrew Rubin, South Florida, 9-8-01;

Dante Ridgeway, Ball State, 9-13-03;

Brian Bratton, Furman, 9-25-04

### LONGEST PLAYS FROM SCRIMMAGE

#### RUSHING

80, Kevin Jones, Virginia Tech, 11-8-03

61, Julius Jones, Notre Dame, 10-11-03

56, James Mungro, Syracuse, 10-31-01

#### PASSING

79, Rasheed Marshall to Phil Braxton, West Virginia, 11-30-02

78, Brock Berlin to Jason Geathers, Miami, 11-29-03

75, Ingle Martin to Isaac West, Furman, 9-25-04

### DEFENSE

#### INTERCEPTIONS

3, Ohio, 8-31-02;

Syracuse, 10-13-01;

Miami, 11-29-03

#### SACKS

9, Miami, 11-29-03

#### TAKEAWAYS

5, Syracuse, 10-13-01

### SPECIAL TEAMS/RETURNS

#### MOST PUNTS

11, Mike Barr, Rutgers, 9-21-02

#### HIGHEST PUNTING AVERAGE

44.7, Ross Stewart, UAB, 12-1-01

#### LONGEST PUNT

60, Mike Barr, Rutgers, 9-21-02

#### FIELD GOALS MADE

5, Cap Poklemba, Temple, 11-9-02

#### LONGEST FIELD GOAL MADE

48, Jeremy Ito, Rutgers, 10-23-04

#### LONGEST PUNT RETURN

47, Vontez Duff, Notre Dame, 10-11-03

#### LONGEST KICKOFF RETURN

60, Will Blackmon, Boston College, 10-16-04

#### LONGEST INTERCEPTION RETURN

72, Maurice Sikes, Miami, 11-29-03


#### LONGEST BLOCKED KICK RETURN

71, Ronyell Whitaker, Virginia Tech, 11-3-01


The Nov. 30, 2002 Pittsburgh-West Virginia game attracted the largest crowd in Heinz Field history with 66,731 in attendance. It surpassed the prior mark of 64,704 for the AFC Championship game on Jan. 27, 2002 between the Pittsburgh Steelers and New England Patriots.



# COACHING RECORDS



Name	Year(s)	W	L	T	Pct.
No Coach	1890-92	7	9	0	.438
Anson F. Harrold	1893	1	4	0	.200
No Coach	1894	1	1	0	.500
J.P. Linn	1895	1	6	0	.143
George W. Hoskins	1896	3	6	0	.333
Thomas Gawthrop Trenchard	1897	1	3	0	.250
Dr. Fred A. Robinson	1898-99	8	3	2	.692
Dr. M. Roy Jackson	1900	5	4	0	.556
Wilbur D. Hockensmith	1901	7	2	1	.750
Frederick Joseph Crolius	1902	5	6	1	.458
Arthur St. Ledger Mosse	1903-05	20	10	1	.661
E.R. Wingard	1906	6	4	0	.600
John A. Moorhead	1907	8	2	0	.800
Joseph H. Thompson	1908-12	30	14	2	.674
Joseph M. Duff, Jr.	1913-14	14	3	1	.806
Glenn Scobey "Pop" Warner	1915-23	60	12	4	.816
Dr. John B. "Jock" Sutherland	1924-38	111	20	12	.818
Charles W. Bowser	1939-42	14	20	1	.414
Clark D. Shaughnessy	1943-45	10	17	0	.370
Wesley E. Fesler	1946	3	5	1	.389
Walter S. Milligan	1947-49	13	14	0	.481
Leonard J. Casanova	1950	1	8	0	.111
Tom Hamilton	1951, 1954	7	9	0	.438
Lowell P. "Red" Dawson	1952-54	9	11	1	.452
John P. Michelosen	1955-65	56	49	7	.531
David R. Hart	1966-68	3	27	0	.100
Carl A. DePasqua	1969-72	13	29	0	.310
John Majors	1973-76	33	13	1	.713
Jackie Sherrill	1977-81	50	9	1	.833
Serafino "Foge" Fazio	1982-85	25	18	3	.576
Mike Gottfried	1986-89	26	17	2	.578
Paul Hackett	1989-92	13	20	1	.382
Sal Sunseri	1992	0	1	0	.000
John Majors	1993-96	12	32	0	.247
Walt Harris	1997-2004	52	44	0	.542
<b>Totals</b>		<b>628</b>	<b>452</b>	<b>42</b>	<b>.578</b>



(clockwise from upper left) Jackie Sherrill, John Majors, John Michelosen, Tom Hamilton, Mike Gottfried and Foge Fazio

## TOP 5 ALL-TIME COACHING RECORDS BY WINNING PERCENTAGE \*

Years	Name	W	L	T	Pct.
1977-1981	Jackie Sherrill	50	9	1	.833
1924-1938	Dr. John B. "Jock" Sutherland	111	20	12	.818
1915-1923	Glenn Scobey "Pop" Warner	60	12	4	.816
1908-1912	Joseph H. Thompson	30	14	2	.674
1986-1989	Mike Gottfried	26	17	2	.578

\* must have served at least four seasons

# ALL-TIME SERIES

OPPONENT	W	L	T
Air Force	0	2	0
Akron	2	0	0
Allegheny	8	2	0
Allegheny A.A.	1	2	0
Allegheny A.C.	1	0	0
Arizona	1	0	0
Arizona State	0	1	0
Army	19	6	2
Ball State	1	0	0
Baylor	2	2	0
Bellevue Outing	0	1	0
Bethany	8	0	0
Boston College	16	13	0
Bowling Green	2	0	0
Brigham Young	1	1	0
Bucknell	7	2	0
Butler Y.	1	0	0
California	3	2	0
California (Pa.)	5	0	0
Camp Lee All-Stars	1	0	0
Carlisle	4	4	0
Carnegie A.C.	0	1	0
Carnegie Tech	24	5	1
Centre	1	0	0
Chatham Field	1	0	0
Cincinnati	4	0	0
Clemson	1	0	0
Cleveland Naval Reserves	0	1	0
Colgate	1	0	0
Connecticut	0	1	0
Cornell	2	4	0
D.C. & A.C.	0	3	0
Dickinson	2	0	0
Drake	1	0	0
Duke	9	8	0
Duquesne	5	2	0
Duquesne A.C.	1	0	0
East Carolina	2	2	0
East End A.A.	0	1	0
East End Gymnastics	0	2	0
Eastern Michigan	1	0	0
East Tennessee State	1	0	0
Emerald A.A.	1	0	0
Florida	0	0	1
Florida State	5	3	0
Fordham	2	2	3
Franklin & Marshall	1	0	0
Furman	1	0	0
Geneva	12	6	0
Georgetown	2	0	1
Georgia	3	0	1
Georgia Tech	5	2	0
Gettysburg	2	0	0
Great Lakes	0	2	0
Greensburg A.A.	1	2	0
Grove City	8	2	1
Hawaii	0	1	0
Hiram	1	0	0
Holy Cross	1	0	0
Houston	1	1	0
Illinois	2	6	0
Indiana	2	7	0
Indiana Teachers	1	2	1
Iowa	2	1	0
Iowa State	0	1	0
J.F. Lalus A.C.	0	1	0
Johns Hopkins	2	0	0
Kansas	3	0	0
Kent State	7	0	0
Kiski	1	0	0
Lafayette	3	5	0
Latrobe	0	2	0
Lehigh	2	0	0
Louisville	4	4	0
Manchester A.C.	0	1	0
Marietta	3	1	0
Marquette	3	0	0
Maryland	3	3	0

OPPONENT	W	L	T
Miami (Fla.)	9	21	1
Miami (Ohio)	2	0	0
Michigan	0	2	0
Michigan State	0	4	1
Minnesota	3	9	0
Missouri	1	0	0
Mount Union	5	0	0
Muskingum	1	0	0
Natrona A.C.	1	0	0
Navy	20	12	3
Nebraska	15	5	3
New Castle Terrors	0	0	1
North Carolina	2	4	0
North Carolina State	5	2	1
Northern Iowa	1	0	0
Northwestern	3	3	0
Notre Dame	18	43	1
Ohio	7	0	0
Ohio Northern	7	0	0
Ohio State	5	19	1
Ohio Wesleyan	2	0	0
Oklahoma	1	9	1
Oregon	2	2	0
Oregon State	1	0	0
Pacific	1	0	0
Pennsylvania	10	1	1
Penn State	42	50	4
Pittsburgh A.C.	0	3	0
Pittsburgh Academy	1	0	0
Pittsburgh H.S.	1	0	0
Purdue	3	4	0
Rice	0	2	0
Rutgers	19	3	0
Sewickley A.A.	1	0	0
Sewickley A.C.	1	0	0
Shady Side Academy	0	1	0
South Carolina	3	1	0
South Florida	1	1	0

OPPONENT	W	L	T
Southern Methodist	2	2	1
Southern Mississippi	2	1	0
Southwestern Louisiana	1	0	0
Stanford	2	1	0
St. Louis	1	0	0
Susquehanna	1	0	0
Swissvale A.C.	1	0	0
Syracuse	27	30	3
Temple	26	8	1
Tennessee	2	0	0
Texas	0	3	0
Texas A&M	2	1	0
Texas Christian	0	1	1
Thiel	4	0	0
Toledo	1	1	0
Tulane	3	4	0
UAB	2	0	0
UCLA	5	9	0
USC	4	6	0
Utah	0	1	0
Villanova	2	0	0
Virginia	2	1	0
Virginia Tech	4	7	0
Washington	4	1	0
Washington & Jefferson	18	13	2
Washington & Lee	1	0	0
Washington State	1	0	0
Waynesburg	5	1	0
W. Penn. Med	1	0	0
Western Reserve	3	0	0
W. Theological Seminary	1	0	0
Westminster	15	0	2
West Virginia	59	35	3
Wheeling Tigers	0	2	0
William & Mary	5	0	0
Wisconsin	3	0	0
Wooster	1	0	0
<b>TOTAL</b>	<b>628</b>	<b>452</b>	<b>42</b>

## ALL-TIME VICTORIES (as of July 2005)

Rank	Division 1-A School	Years Played	Victories
1	Michigan	125	842
2	Notre Dame	116	802
3	Texas	112	787
4	Nebraska	115	786
5	Ohio St.	115	764
6	Alabama	110	762
7	Penn St.	118	760
8	Oklahoma	110	749
9	Tennessee	108	746
10	Southern California	112	720
11	Georgia	111	683
12	Syracuse	115	664
13	LSU	111	658
14	Auburn	112	647
15	Colorado	115	643
16	Washington	115	639
17	Texas A&M	110	634
18	Miami (Ohio)	116	632
19	West Virginia	112	631
20	Georgia Tech	112	630
<b>21</b>	<b>PITTSBURGH</b>	<b>115</b>	<b>628</b>
22	Army	115	624
	Arkansas	111	624
24	North Carolina	114	619
25	Minnesota	121	616

# ALL-TIME SERIES

## AIR FORCE (0-2-0)

DATE	PITT	AIR FORCE
Oct. 26, 1968	14	27
Sept. 23, 1972 @	13	41

## AKRON (2-0-0)

DATE	PITT	AKRON
1900	17	0
Oct. 3, 1998	35	0

## ALLEGHENY (8-2-0)

DATE	PITT	ALLEGHENY
1901	11	0
1901	0	15
1902	0	6
1906	74	0
Oct. 30, 1915	42	7
Nov. 4, 1916	46	0
Sept. 25, 1926	9	7
Oct. 29, 1927	62	0
Oct. 20, 1928	29	0
Oct. 26, 1929 @	40	0

## ALLEGHENY A.A. (1-2-0)

DATE	PITT	ALLEGHENY A.A.
1890	0	38
1893	4	0
1902	5	15

## ALLEGHENY A.C. (1-0-0)

DATE	PITT	ALLEGHENY A.C.
1902	29	0

## ARIZONA (1-0-0)

DATE	PITT	ARIZONA
Dec. 25, 1979*	16	10

\*Fiesta Bowl

## ARIZONA STATE (0-1-0)

DATE	PITT	ARIZONA STATE
Dec. 21, 1973*	7	28

\*Fiesta Bowl

## ARMY (19-6-2)

DATE	PITT	ARMY
Nov. 14, 1931	26	0
Oct. 15, 1932 @	18	13
Nov. 9, 1935	29	6
Oct. 14, 1944 @	7	69
Oct. 18, 1952 @	22	14
Nov. 17, 1956	20	7
Oct. 19, 1957 @	13	29
Oct. 25, 1958	14	14
Nov. 12, 1960	7	7
Nov. 17, 1962 @	7	6
Nov. 16, 1963	28	0
Nov. 14, 1964 @	24	8
Oct. 22, 1966 @	0	28
Nov. 18, 1967	12	21

Nov. 16, 1968	0	26
Nov. 15, 1969 @	15	6
Nov. 13, 1971 @	14	17
Nov. 17, 1973 @	34	0
Oct. 18, 1975 @	52	20
Nov. 6, 1976	37	7
Nov. 12, 1977*	52	26
Nov. 18, 1978	35	17
Nov. 17, 1979 @	40	0
Nov. 15, 1980 @	45	7
Nov. 14, 1981	48	0
Nov. 13, 1982 @	24	6
Nov. 12, 1983	38	7

\*at East Rutherford

## BALL STATE (1-0-0)

DATE	PITT	BALL STATE
Sept. 13, 2003	42	21

## BAYLOR (2-2-0)

DATE	PITT	BAYLOR
Sept. 30, 1961	13	16
Sept. 29, 1962 @	24	14
Sept. 26, 1970 @	15	10
Sept. 22, 1973	14	20

## BELLEVUE OUTING (0-1-0)

DATE	PITT	BELLEVUE OUTING
1903	2	6

## BETHANY (8-0-0)

DATE	PITT	BETHANY
1899	5	0
1904	21	0
1905	48	0
1908	27	0
Oct. 6, 1917	40	0
Oct. 6, 1928	53	0
Oct. 23, 1943	18	0
Oct. 7, 1944	50	13

## BOSTON COLLEGE (16-13-0)

DATE	PITT	BOSTON COLLEGE
Nov. 7, 1959 @	22	14
Nov. 14, 1970	6	21
Oct. 23, 1971 @	22	40
Oct. 21, 1972	35	20
Oct. 20, 1973 @	28	14
Oct. 19, 1974	35	11
Oct. 1, 1977 @	45	7
Oct. 7, 1978 @	32	15
Oct. 6, 1979	28	7
Sept. 13, 1980	14	6
Oct. 31, 1981 @	29	24
Sept. 21, 1985	22	29
Oct. 3, 1987	10	13
Oct. 1, 1988 @	31	34
Sept. 9, 1989 @	29	10
Sept. 8, 1990	29	6
Nov. 2, 1991 @	12	38

Nov. 13, 1993	0	33
Sept. 24, 1994	9	21
Oct. 7, 1995 @	0	17
Oct. 31, 1996	20	13
Nov. 1, 1997 @	21	22
Nov. 14, 1998	15	23
Oct. 16, 1999 @	16	20
Oct. 21, 2000*	42	26
Oct. 20, 2001 @	7	45
Oct. 26, 2002	19	16 (OT)
Nov. 1, 2003 @	24	13
Oct. 16, 2004	20	17 (OT)

\*Three Rivers Stadium

## BOWLING GREEN (2-0-0)

DATE	PITT	BOWLING GREEN
Sept. 4, 1999	30	10
Sept. 9, 2000 @	34	16

## BRIGHAM YOUNG (1-1-0)

DATE	PITT	BRIGHAM YOUNG
Sept. 1, 1984	14	20
Sept. 2, 1987 @	27	17

## BUCKNELL (7-2-0)

DATE	PITT	BUCKNELL
1902	24	0
1907	12	0
1908	22	0
1909	18	6
1912	0	6
1913	0	9
Oct. 28, 1922	7	0
Sept. 29, 1923 @	21	0
Oct. 6, 1945	38	0

## BUTLER Y. (1-0-0)

DATE	PITT	BUTLER Y.
1905	67	0

## CALIFORNIA (3-2-0)

DATE	PITT	CALIFORNIA
Sept. 17, 1955	27	7
Oct. 6, 1956 @	0	14
Oct. 6, 1962 @	26	24
Oct. 5, 1963	35	15
Oct. 1, 1966 @	15	30

## CALIFORNIA (PA) (5-0-0)

DATE	PITT	CALIFORNIA (PA)
1898	6	0
1900	12	0
1901	15	0
1904	40	0
1905	71	0

## CAMP LEE ALL-STAR (1-0-0)

DATE	PITT	CAMP LEE
Dec. 1, 1917	30	0

**CARLISLE (4-4-0)**

DATE	PITT	CARLISLE
1906	0	22
1908	0	6
1909	14	3
1911	0	17
1912	8	45
1913	12	6
1914	10	3
Oct. 16, 1915	45	0

**CARNEGIE A.C. (0-1-0)**

DATE	PITT	CARNEGIE A.C.
1895	6	10

**CARNEGIE TECH (24-5-1)**

DATE	PITT	CARNEGIE TECH
1906	31	0
1907	6	0
1908	22	0
1910	35	0
1914	14	0
Nov. 13, 1915	28	0
Nov. 18, 1916	14	6
Nov. 17, 1917	27	0
Nov. 22, 1919	17	7
Oct. 27, 1923	2	7
Oct. 25, 1924	0	6
Oct. 24, 1925	12	0
Oct. 23, 1926	0	4
Oct. 22, 1927	23	7
Oct. 27, 1928	0	6
Nov. 16, 1929	34	13
Nov. 8, 1930	7	6
Nov. 7, 1931	14	6
Nov. 19, 1932	6	0
Nov. 30, 1933	16	0
Nov. 29, 1934	20	0
Nov. 28, 1935	0	0
Nov. 26, 1936	31	14
Oct. 30, 1937	25	14
Nov. 5, 1938	10	20
Nov. 11, 1939	6	0
Nov. 9, 1940	6	0
Nov. 29, 1941	27	0
Oct. 31, 1942	19	6
Oct. 30, 1943	45	0

**CENTRE (1-0-0)**

DATE	PITT	CENTRE
Nov. 4, 1933	37	0

**CHATHAM FIELD (1-0-0)**

DATE	PITT	CHATHAM FIELD
1944	@ 26	0

**CINCINNATI (4-0-0)**

DATE	PITT	CINCINNATI
Oct. 15, 1921	21	14
Sept. 30, 1922	@ 38	0
Oct. 13, 1929	35	0
Sept. 19, 1981	38	7

**CLEMSON (1-0-0)**

DATE	PITT	CLEMSON
Dec. 30, 1977*	34	3

\*Gator Bowl

**CLEVELAND NAVAL RESERVES (0-1-0)**

DATE	PITT	CNR
Nov. 30, 1918	@ 9	10

**COLGATE (1-0-0)**

DATE	PITT	COLGATE
Oct. 16, 1926	19	16

**CONNECTICUT (0-1-0)**

DATE	PITT	UCONN
Sept. 30, 2004	@ 17	29

**CORNELL (2-4-0)**

DATE	PITT	CORNELL
1905	@ 0	30
1906	@ 0	23
1907	@ 5	18
1911	@ 3	9
1913	@ 20	7
1914	@ 9	3

**D.C. & A.C. (0-3-0)**

DATE	PITT	D.C. & A.C.
1895	0	36
1896	0	26
1900	0	5

**DICKINSON (2-0-0)**

DATE	PITT	DICKINSON
1905	24	0
1914	96	0

**DRAKE (1-0-0)**

DATE	PITT	DRAKE
Oct. 15, 1927	@ 32	0

**DUKE (9-8-0)**

DATE	PITT	DUKE
Oct. 5, 1929	@ 52	7
Nov. 27, 1937	@ 10	0
Nov. 26, 1938	@ 0	7
Oct. 14, 1939	14	13
Nov. 30, 1940	@ 7	12
Oct. 25, 1941	7	27
Oct. 24, 1942	0	28
Sept. 30, 1950	@ 14	28
Sept. 29, 1951	14	19
Oct. 22, 1955	@ 26	7
Oct. 20, 1956	27	14
Oct. 10, 1959	12	0
Oct. 9, 1965	@ 13	21
Sept. 24, 1966	7	14
Oct. 4, 1969	@ 14	12

Oct. 4, 1975	14	0
Oct. 2, 1976	@ 44	31

**DUQUESNE (5-2-0)**

DATE	PITT	DUQUESNE
1901	18	0
Oct. 8, 1932	33	0
Nov. 11, 1933	7	0
Oct. 17, 1936	0	7
Oct. 9, 1937	6	0
Oct. 8, 1938	27	0
Oct. 21, 1939	13	21

**DUQUESNE A.C. (1-0-0)**

DATE	PITT	DUQUESNE A.C.
1898	6	5

**EAST CAROLINA (2-2-0)**

DATE	PITT	EAST CAROLINA
Oct. 6, 1984	17	10
Nov. 18, 1989	47	42
Oct. 26, 1991	@ 23	24
Oct. 24, 1992	31	37

**EAST END A.A. (0-1-0)**

DATE	PITT	EAST END A.A.
1903	0	28

**EAST END GYMNASTICS (0-2-0)**

DATE	PITT	EAST END GYM
1891	0	24
1892	0	16

**EASTERN MICHIGAN (1-0-0)**

DATE	PITT	EASTERN MICHIGAN
Sept. 9, 1995	66	30

**EAST TENNESSEE ST. (1-0-0)**

DATE	PITT	ETSU
Sept. 1, 2001	31	0

**EMERALD A.A. (1-0-0)**

DATE	PITT	EMERALD A.A.
1895	22	0

**FLORIDA (0-0-1)**

DATE	PITT	FLORIDA
Oct. 8, 1977	@ 17	17

**FLORIDA STATE (5-3-0)**

DATE	PITT	FLORIDA ST.
Nov. 27, 1971	@ 13	31
Sept. 9, 1972	7	19
Sept. 14, 1974	@ 9	6
Oct. 21, 1978	7	3
Oct. 11, 1980	@ 22	36
Oct. 17, 1981	42	14
Sept. 18, 1982	@ 37	17
Oct. 8, 1983	17	16

# ALL-TIME SERIES

## FORDHAM (2-2-3)

DATE	PITT	FORDHAM
Nov. 2, 1935	@ 0	0
Oct. 31, 1936	@ 0	0
Oct. 16, 1937	@ 0	0
Oct. 29, 1938	24	13
Oct. 28, 1939	@ 13	27
Oct. 19, 1940	@ 12	24
Nov. 8, 1941	13	0

## FRANKLIN & MARSHALL (1-0-0)

DATE	PITT	F&M
1905	53	0

## FURMAN (1-0-0)

DATE	PITT	FURMAN
Sept. 25, 2004	41	38 (OT)

## GENEVA (12-6-0)

DATE	PITT	GENEVA
1890	10	4
1891	6	0
1891	4	12
1891	4	6
1892	6	4
1896*	@ 6	0
1901	12	5
1902	2	22
1902	0	30
1903	0	57
1903	0	32
1904	30	0
1905	@ 12	0
Oct. 4, 1919	@ 33	0
Oct. 2, 1920	@ 47	0
Sept. 24, 1921	@ 28	0
Nov. 4, 1922	62	0
Nov. 8, 1924	13	0

\*Forfeit

## GEORGETOWN (2-0-1)

DATE	PITT	GEORGETOWN
1910	17	0
1914	21	0
Oct. 2, 1926	6	6

## GEORGIA (3-0-1)

DATE	PITT	GEORGIA
Sept. 15, 1973	@ 7	7
Sept. 13, 1975	@ 19	9
Jan. 1, 1977*	27	3
Jan. 1, 1982*	24	20

\*Sugar Bowl

## GEORGIA TECH (5-2-0)

DATE	PITT	GEORGIA TECH
Nov. 23, 1918	32	0
Oct. 25, 1919	16	6
Oct. 23, 1920	10	3
Jan. 2, 1956*	0	7

Dec. 29, 1956**	14	21
Sept. 21, 1974	@ 27	17
Sept. 18, 1976	@ 42	14

\*Sugar Bowl \*\*Gator Bowl

## GETTYSBURG (2-0-0)

DATE	PITT	GETTYSBURG
1908	6	0
Oct. 17, 1925	13	0

## GREAT LAKES (0-2-0)

DATE	PITT	GREAT LAKES
Oct. 10, 1942	@ 6	7
Oct. 2, 1943	@ 0	40

## GREENSBURG A.A. (1-2-0)

DATE	PITT	GREENSBURG A.A.
1892	6	2
1895	2	42
1897	0	47

## GROVE CITY (8-2-1)

DATE	PITT	GROVE CITY
1896	0	12
1898	10	12
1899	16	0
1900	12	0
1902	16	0
1903	0	0
1904	12	0
1906	24	0
Nov. 10, 1923	13	7
Sept. 27, 1924	14	0
Oct. 1, 1927	33	0

## HAWAII (0-1-0)

DATE	PITT	HAWAII
Dec. 5, 1992	@ 23	36

## HIRAM (1-0-0)

DATE	PITT	HIRAM
1906	66	0

## HOLY CROSS (1-0-0)

DATE	PITT	HOLY CROSS
Sept. 27, 1958	17	0

## HOUSTON (1-1-0)

DATE	PITT	HOUSTON
Sept. 14, 1996*	35	42
Sept. 13, 1997	@ 35	24

\*OT

## ILLINOIS (2-6-0)

DATE	PITT	ILLINOIS
Oct. 16, 1943	@ 25	33
Oct. 21, 1944	5	39
Sept. 22, 1945	@ 6	23
Sept. 21, 1946	7	33

Sept. 27, 1947	@ 0	14
Sept. 30, 1967	@ 6	34
Sept. 5, 1981	26	6
Sept. 25, 1982	@ 20	3

## INDIANA (2-7-0)

DATE	PITT	INDIANA
Oct. 17, 1942	7	19
Nov. 18, 1944	@ 0	47
Nov. 17, 1945	0	19
Nov. 2, 1946	@ 6	20
Oct. 18, 1947	@ 6	41
Oct. 23, 1948	21	14
Oct. 22, 1949	@ 14	48
Oct. 6, 1951	@ 6	13
Nov. 1, 1952	28	7

## INDIANA TEACHERS (1-2-1)

DATE	PITT	INDIANA TEACHERS
1891	0	16
1892	8	6
1894	0	44
1901	0	0

## IOWA (2-1-0)

DATE	PITT	IOWA
Oct. 3, 1931	@ 20	0
Oct. 13, 1951	@ 17	34
Sept. 27, 1952	26	14

## IOWA STATE (0-1-0)

DATE	PITT	IOWA STATE
Dec. 28, 2000*	29	37

\*Insight.com Bowl

## J.F. LALUS A.C. (0-1-0)

DATE	PITT	J.F. LALUS A.C.
1899	0	12

## JOHNS HOPKINS (2-0-0)

DATE	PITT	JOHNS HOPKINS
Oct. 18, 1924	@ 26	0
Oct. 31, 1925	31	0

## KANSAS (3-0-0)

DATE	PITT	KANSAS
Dec. 26, 1975*	33	19
Sept. 15, 1979	24	0
Sept. 20, 1980	@ 18	3

\*Sun Bowl

## KENT STATE (7-0-0)

DATE	PITT	KENT STATE
Oct. 3, 1970	27	6
Nov. 21, 1987	28	5
Sept. 5, 1992	51	10
Sept. 7, 1996	52	14
Sept. 18, 1999	30	23
Sept. 2, 2000*	30	7
Sept. 6, 2003	43	3

\*Three Rivers Stadium

**KISKI (1-0-0)**

DATE	PITT	KISKI
1892	12	0

**LAFAYETTE (3-5-0)**

DATE	PITT	LAFAYETTE
1913	13	0
Oct. 30, 1920	14	0
Oct. 1, 1921	@ 0	6
Oct. 7, 1922	0	7
Oct. 6, 1923	7	0
Oct. 4, 1924	0	10
Oct. 3, 1925	9	20
Oct. 9, 1926	7	17

**LATROBE (0-2-0)**

DATE	PITT	LATROBE
1896	0	4
1897	0	30

**LEHIGH (2-0-0)**

DATE	PITT	LEHIGH
Oct. 13, 1917	41	0
Nov. 1, 1919	@ 14	0

**LOUISVILLE (4-4-0)**

DATE	PITT	LOUISVILLE
Oct. 9, 1976	27	6
Nov. 8, 1980	41	23
Oct. 30, 1982	63	14
Oct. 15, 1983	@ 55	10
Oct. 20, 1990	20	27
Nov. 14, 1992	16	31
Oct. 2, 1993	7	29
Oct. 1, 1994	@ 29	33

**MANCHESTER A.C. (0-1-0)**

DATE	PITT	MANCHESTER A.C.
1903	6	11

**MARIETTA (3-1-0)**

DATE	PITT	MARIETTA
1903	6	45
1907	6	0
1908	7	0
1909	12	0

**MARQUETTE (3-0-0)**

DATE	PITT	MARQUETTE
Oct. 19, 1946	7	6
Oct. 16, 1948	21	7
Sept. 19, 1959	@ 21	15

**MARYLAND (3-3-0)**

DATE	PITT	MARYLAND
1912	64	0
Oct. 4, 1980	38	9
Sept. 24, 1983	@ 7	13
Sept. 1, 1986	7	10
Oct. 5, 1991	24	20
Oct. 3, 1992	@ 34	47

**MIAMI (FL) (9-21-1)**

DATE	PITT	MIAMI (FL)
Oct. 28, 1950	0	28
Dec. 7, 1951	@ 21	7
Oct. 29, 1955	7	21
Dec. 8, 1956	@ 14	7
Dec. 7, 1957	@ 13	28
Oct. 8, 1960	17	6
Sept. 16, 1961	@ 10	7
Sept. 15, 1962	14	23
Nov. 30, 1963	@ 31	20
Oct. 17, 1964	@ 20	20
Oct. 23, 1965	28	14
Nov. 11, 1966	@ 14	38
Oct. 21, 1967	0	58
Nov. 1, 1968	@ 0	48
Oct. 24, 1970	28	17
Oct. 16, 1976	36	19
Oct. 20, 1984	@ 7	27
Nov. 8, 1986	10	37
Nov. 11, 1989	3	24
Nov. 3, 1990	@ 0	45
Nov. 6, 1993	7	35
Nov. 12, 1994	@ 12	17
Oct. 21, 1995	16	17
Sept. 28, 1996	@ 0	45
Sept. 18, 1997	21	17
Nov. 19, 1998	@ 10	38
Nov. 6, 1999	3	33
Nov. 11, 2000	@ 7	35
Sept. 27, 2001	21	43
Nov. 21, 2002	@ 21	28
Nov. 29, 2003	14	28

**MIAMI (OH) (2-0-0)**

DATE	PITT	MIAMI (OH)
Sept. 26, 1931	61	0
Oct. 15, 1949	35	26

**MICHIGAN (0-2-0)**

DATE	PITT	MICHIGAN
Oct. 11, 1941	@ 0	40
Oct. 11, 1947	@ 0	69

**MICHIGAN STATE (0-4-1)**

DATE	PITT	MICHIGAN STATE
Oct. 13, 1945	7	12
Nov. 18, 1950	0	19
Oct. 27, 1951	@ 26	53
Oct. 11, 1958	@ 8	22
Sept. 24, 1960	7	7

**MINNESOTA (3-9-0)**

DATE	PITT	MINNESOTA
Oct. 21, 1933	@ 3	7
Oct. 20, 1934	7	13
Oct. 18, 1941	@ 0	39
Sept. 26, 1942	@ 7	50
Nov. 1, 1947	@ 0	29
Nov. 12, 1949	7	24

Oct. 31, 1953	@ 14	35
Oct. 2, 1954	7	46
Nov. 3, 1956	@ 6	9
Oct. 4, 1958	@ 13	7
Sept. 28, 1991	@ 14	13
Sept. 26, 1992	41	33

**MISSOURI (1-0-0)**

DATE	PITT	MISSOURI
Oct. 5, 1940	19	13

**MOUNT UNION (5-0-0)**

DATE	PITT	MOUNT UNION
1902	6	0
1904	67	0
1905	57	0
1908	26	4
1909	17	3

**MUSKINGUM (1-0-0)**

DATE	PITT	MUSKINGUM
1907	33	0

**NATRONA A.C. (1-0-0)**

DATE	PITT	NATRONA A.C.
1898	17	0

**NAVY (20-12-3)**

DATE	PITT	NAVY
1912	@ 6	13
1913	@ 0	0
1914	@ 13	6
Oct. 9, 1915	@ 47	12
Oct. 14, 1916	@ 20	19
Oct. 14, 1933	34	6
Nov. 17, 1934	@ 31	7
Oct. 16, 1954	21	19
Oct. 8, 1955	@ 0	21
Oct. 28, 1961	28	14
Oct. 27, 1962	@ 9	32
Oct. 26, 1963	@ 12	24
Oct. 24, 1964	14	14
Oct. 16, 1965	@ 0	12
Oct. 15, 1966	7	24
Oct. 28, 1967	21	22
Oct. 19, 1968	@ 16	17
Oct. 11, 1969	46	19
Oct. 10, 1970	@ 10	8
Oct. 9, 1971	36	35
Nov. 11, 1972	@ 13	28
Oct. 27, 1973	22	17
Oct. 26, 1974	@ 13	11
Oct. 25, 1975	0	17
Oct. 23, 1976	@ 45	0
Oct. 15, 1977	34	17
Oct. 28, 1978	@ 11	21
Oct. 27, 1979	24	7
Oct. 22, 1983	@ 21	14
Oct. 27, 1984	28	28
Oct. 26, 1985	@ 7	21
Oct. 25, 1986	56	14

# ALL-TIME SERIES

## NAVY (Continued)

Oct. 24, 1987	@	10	6
Oct. 22, 1988		52	6
Oct. 14, 1989		31	14

## NEBRASKA (15-5-3)

DATE	PITT	NEBRASKA
Nov. 5, 1921	0	10
Nov. 12, 1927	21	13
Nov. 17, 1928	@	0
Oct. 19, 1929	@	12
Nov. 1, 1930	@	0
Nov. 26, 1931		40
Nov. 12, 1932	@	0
Nov. 18, 1933		6
Nov. 10, 1934	@	25
Nov. 16, 1935		6
Nov. 14, 1936	@	19
Nov. 13, 1937		13
Nov. 12, 1938	@	19
Nov. 18, 1939		13
Nov. 16, 1940		7
Nov. 15, 1941	@	14
Nov. 14, 1942		6
Oct. 10, 1953		14
Nov. 13, 1954	@	21
Oct. 15, 1955		21
Oct. 12, 1957		34
Nov. 15, 1958	@	6
Sept. 18, 2004		17

## NEW CASTLE TERRORS (0-0-1)

DATE	PITT	NCT
1898	6	6

## NORTH CAROLINA (2-4-0)

DATE	PITT	NORTH CAROLINA
Oct. 5, 1974	@	29
Sept. 30, 1978		20
Sept. 22, 1979	@	7
Sept. 9, 1982*		7
Oct. 10, 1998	@	10
Nov. 4, 2000*		17

\*Three Rivers Stadium

## NORTH CAROLINA STATE (5-2-1)

DATE	PITT	NC STATE
Nov. 15, 1952		48
Nov. 14, 1953		40
Dec. 23, 1978*		17
Oct. 12, 1985		24
Sept. 13, 1986	@	14
Sept. 12, 1987		34
Nov. 19, 1988	@	3
Dec. 20, 2001*		34

\*Tangerine Bowl

## NORTHERN IOWA (1-0-0)

DATE	PITT	NORTHERN IOWA
Sept. 3, 1988		59

## NORTHWESTERN (3-3-0)

DATE	PITT	NORTHWESTERN
Oct. 1, 1949	@	16
Oct. 21, 1950	@	23
Oct. 24, 1953	@	21
Oct. 23, 1954		14
Sept. 30, 1972		22
Sept. 29, 1973	@	21

## NOTRE DAME (18-43-1)

DATE	PITT	NOTRE DAME
Oct. 25, 1909	0	6
Oct. 24, 1911	0	0
Nov. 2, 1912	0	3
Oct. 25, 1930		19
Oct. 24, 1931	@	12
Oct. 29, 1932		12
Oct. 28, 1933	@	14
Nov. 3, 1934		19
Oct. 19, 1935	@	6
Oct. 24, 1936		26
Nov. 6, 1937	@	21
Sept. 25, 1943		0
Sept. 30, 1944		0
Oct. 20, 1945		9
Oct. 5, 1946	@	0
Oct. 4, 1947		6
Oct. 2, 1948		0
Nov. 11, 1950	@	7
Oct. 20, 1951		0
Oct. 11, 1952	@	22
Oct. 17, 1953	@	14
Oct. 9, 1954		0
Nov. 10, 1956		26
Oct. 26, 1957	@	7
Nov. 8, 1958		29
Nov. 14, 1959		28
Nov. 5, 1960	@	20
Nov. 11, 1961		20
Nov. 10, 1962	@	22
Nov. 9, 1963	@	27
Nov. 7, 1964		15
Nov. 6, 1965		13
Nov. 5, 1966	@	0
Nov. 11, 1967		0
Nov. 9, 1968	@	7
Nov. 8, 1969		7
Nov. 7, 1970	@	14
Nov. 6, 1971		7
Oct. 14, 1972	@	16
Nov. 10, 1973		10
Nov. 16, 1974	@	10
Nov. 15, 1975		34
Sept. 11, 1976	@	31
Sept. 10, 1977		9
Oct. 14, 1978	@	17
Nov. 6, 1982		16
Nov. 5, 1983	@	21
Oct. 11, 1986	@	10
Oct. 10, 1987		30
Oct. 8, 1988		20

Oct. 28, 1989	@	7	45
Oct. 27, 1990		22	31
Oct. 12, 1991	@	7	42
Oct. 10, 1992		21	52
Oct. 9, 1993	@	0	44
Nov. 16, 1996	@	6	60
Oct. 11, 1997		21	45
Nov. 13, 1999		37	27
Oct. 6, 2001	@	7	24
Oct. 12, 2002	@	6	14
Oct. 11, 2003		14	20
Nov. 13, 2004	@	41	38

## OHIO (7-0-0)

DATE	PITT	OHIO
Nov. 5, 1902		34
1905		51
1910		71
Sept. 1, 1990		35
Sept. 10, 1994		30
Aug. 31, 2002		27
Sept. 11, 2004		24

## OHIO NORTHERN (7-0-0)

DATE	PITT	OHIO NORTHERN
1907		16
1909		16
1910		36
1911		22
1912		22
1913		67
Sept. 24, 1932		47

## OHIO STATE (5-19-1)

DATE	PITT	OHIO STATE
Nov. 2, 1929		18
Nov. 15, 1930	@	7
Oct. 22, 1932		0
Oct. 10, 1936	@	6
Sept. 28, 1940	@	7
Nov. 1, 1941		14
Nov. 7, 1942	@	19
Nov. 6, 1943		6
Nov. 11, 1944	@	19
Nov. 10, 1945		0
Nov. 9, 1946	@	13
Oct. 25, 1947		12
Nov. 6, 1948	@	0
Nov. 5, 1949		10
Oct. 7, 1950	@	7
Nov. 10, 1951		14
Nov. 8, 1952	@	21
Nov. 6, 1954	@	0
Jan. 2, 1984*		23
Sept. 14, 1985	@	7
Sept. 17, 1988		42
Sept. 18, 1993		28
Sept. 17, 1994	@	3
Sept. 23, 1995		14
Sept. 21, 1996	@	0

\*Fiesta Bowl

OHIO WESLEYAN (2-0-0)		
DATE	PITT	OHIO WESLEYAN
Sept. 26, 1936	53	0
Sept. 24, 1937	59	0

OKLAHOMA (1-9-1)		
DATE	PITT	OKLAHOMA
Oct. 4, 1952	@ 20	49
Oct. 3, 1953		7
Oct. 1, 1955	@ 14	26
Sept. 21, 1957		26
Oct. 1, 1960	@ 14	15
Sept. 25, 1965	13	9
Sept. 27, 1969	@ 8	37
Sept. 25, 1971	29	55
Sept. 20, 1975	@ 10	46
Sept. 15, 1984	10	42
Sept. 15, 1990	@ 10	52

OREGON (2-2-0)		
DATE	PITT	OREGON
Oct. 27, 1956	14	7
Sept. 28, 1957	@ 6	3
Sept. 26, 1964	@ 13	22
Sept. 18, 1965	15	17

OREGON STATE (1-0-0)		
DATE	PITT	OREGON STATE
Dec. 26, 2002	38	13

\*Insight Bowl

PACIFIC (1-0-0)		
DATE	PITT	PACIFIC
Sept. 2, 1989	38	3

PENNSYLVANIA (10-1-1)		
DATE	PITT	PENNSYLVANIA
Oct. 23, 1915	@ 14	7
Oct. 28, 1916	20	0
Oct. 27, 1917	14	6
Nov. 16, 1918	37	0
Nov. 15, 1919	@ 3	3
Nov. 6, 1920	@ 27	21
Oct. 29, 1921	@ 28	0
Nov. 11, 1922	@ 7	6
Nov. 3, 1923	@ 0	6
Nov. 14, 1925	@ 14	0
Nov. 5, 1932	@ 19	12
Oct. 29, 1949	@ 22	21

PENN STATE (42-50-4)		
DATE	PITT	PENN STATE
1893*	@ 0	32
1896	@ 4	10
1900*	0	12
1901*	0	33
1902	@ 0	27
1903	0	59
1904	23	5
1905	0	6

1906	0	6
1907	6	0
1908	6	12
1909	0	5
1910	11	0
1911	0	3
1912	0	38
1913	7	6
1914	13	3
Nov. 25, 1915	20	0
Nov. 30, 1916	31	0
Nov. 29, 1917	28	6
Nov. 28, 1918	28	6
Nov. 27, 1919	0	20
Nov. 25, 1920	0	0
Nov. 24, 1921	0	0
Nov. 30, 1922	14	0
Nov. 29, 1923	20	3
Nov. 27, 1924	24	3
Nov. 26, 1925	23	7
Nov. 25, 1926	24	6
Nov. 24, 1927	30	0
Nov. 29, 1928	26	0
Nov. 28, 1929	20	7
Nov. 26, 1930	19	12
Oct. 31, 1931	@ 41	6
Oct. 26, 1935	9	0
Nov. 7, 1936	24	7
Nov. 20, 1937	28	7
Nov. 19, 1938	26	0
Nov. 25, 1939	@ 0	10
Nov. 23, 1940	20	7
Nov. 22, 1941	7	31
Nov. 21, 1942	@ 6	14
Nov. 20, 1943	0	14
Nov. 25, 1944	14	0
Nov. 24, 1945	7	0
Nov. 23, 1946	14	7
Nov. 22, 1947	0	29
Nov. 20, 1948	7	0
Nov. 19, 1949	19	0
Nov. 25, 1950	20	21
Nov. 24, 1951	13	7
Nov. 22, 1952	0	17
Nov. 21, 1953	0	17
Nov. 20, 1954	0	13
Nov. 19, 1955	@ 20	0
Nov. 24, 1956	7	7
Nov. 23, 1957	14	13
Nov. 27, 1958	21	25
Nov. 21, 1959	22	7
Nov. 19, 1960	3	14
Nov. 25, 1961	26	47
Nov. 24, 1962	0	16
Dec. 7, 1963	22	21
Nov. 21, 1964	@ 0	28
Nov. 20, 1965	30	27
Nov. 19, 1966	24	48
Nov. 25, 1967	@ 6	42
Nov. 23, 1968	9	65
Nov. 22, 1969	7	27
Nov. 21, 1970	@ 15	35
Nov. 20, 1971	18	55

Nov. 25, 1972	@ 27	49
Nov. 24, 1973	@ 13	35
Nov. 28, 1974**	10	21
Nov. 22, 1975**	6	7
Nov. 26, 1976**	@ 24	7
Nov. 19, 1977	13	15
Nov. 25, 1978	@ 10	17
Nov. 24, 1979	@ 29	14
Nov. 22, 1980	@ 14	9
Nov. 28, 1981	14	48
Nov. 26, 1982	@ 10	19
Nov. 19, 1983	24	24
Nov. 24, 1984	@ 31	11
Nov. 23, 1985	0	31
Nov. 22, 1986	@ 14	34
Nov. 14, 1987	10	0
Nov. 12, 1988	@ 14	7
Nov. 25, 1989	13	16
Nov. 24, 1990	@ 17	22
Nov. 28, 1991	20	32
Nov. 21, 1992	@ 13	57
Sept. 6, 1997	@ 17	34
Sept. 19, 1998	13	20
Sept. 11, 1999	@ 17	20
Sept. 16, 2000**	12	0

\*Bellefonte, Pa. \*\*Three Rivers Stadium

PITTSBURGH A.C. (0-3-0)		
DATE	PITT	PITTSBURGH A.C.
1893	0	10
1893	10	16
1896	4	6

PITTSBURGH ACADEMY (1-0-0)		
DATE	PITT	PITT ACADEMY
1898	24	5

PITTSBURGH H.S. (1-0-0)		
DATE	PITT	PITTSBURGH H.S.
1897	8	0

PURDUE (3-4-0)		
DATE	PITT	PURDUE
Oct. 4, 1941	0	6
Nov. 3, 1945	@ 0	28
Oct. 26, 1946	8	10
Nov. 15, 1947	@ 0	28
Nov. 13, 1948	@ 20	13
Aug. 31, 1985	31	30
Sept. 20, 1986	@ 41	26

RICE (0-2-0)		
DATE	PITT	RICE
Oct. 14, 1950	7	14
Nov. 3, 1951	@ 13	21

# ALL-TIME SERIES

## RUTGERS (19-3-0)

DATE	PITT	RUTGERS
Nov. 7, 1981	@ 47	3
Nov. 20, 1982	52	6
Oct. 19, 1985	@ 38	10
Nov. 15, 1986	20	6
Nov. 7, 1987	@ 17	0
Nov. 5, 1988	20	10
Dec. 2, 1989*	46	29
Oct. 13, 1990	45	21
Nov. 9, 1991	22	17
Sept. 17, 1992	@ 16	21
Oct. 28, 1993	@ 21	10
Nov. 19, 1994	35	21
Oct. 28, 1995	@ 24	42
Nov. 30, 1996	24	9
Oct. 25, 1997	@ 55	48 (20T)
Oct. 17, 1998	21	25
Oct. 23, 1999	@ 38	15
Sept. 23, 2000**	29	17
Nov. 10, 2001	@ 42	0
Sept. 21, 2002	23	3
Oct. 18, 2003	@ 42	32
Oct. 23, 2004	41	17

\*Dublin, Ireland \*\*Three Rivers Stadium

## SEWICKLEY A.A. (1-0-0)

DATE	PITT	SEWICKLEY A.A.
1896	18	0

## SEWICKLEY A.C. (1-0-0)

DATE	PITT	SEWICKLEY A.C.
1894	6	0

## SHADY SIDE ACADEMY (0-1-0)

DATE	PITT	SHADY SIDE
1900	0	5

## SOUTH CAROLINA (3-1-0)

DATE	PITT	SOUTH CAROLINA
Dec. 29, 1980*	37	9
Oct. 3, 1981	@ 42	28
Oct. 13, 1984	@ 21	45
Oct. 5, 1985	42	7

\*Gator Bowl

## SOUTH FLORIDA (1-1-0)

DATE	PITT	SOUTH FLORIDA
Sept. 8, 2001	26	35
Dec. 4, 2004	@ 43	14

## SOUTHERN METHODIST (2-2-1)

DATE	PITT	S.M.U.
Oct. 22, 1938	34	7
Oct. 12, 1940	7	7
Oct. 3, 1942	20	7
Sept. 25, 1948	14	33
Jan. 1, 1983*	3	7

\*Cotton Bowl

## SOUTHERN MISSISSIPPI (2-1-0)

DATE	PITT	SOUTHERN MISS
Sept. 7, 1991	35	14
Sept. 2, 1993	@ 14	10
Dec. 31, 1997*	7	41

\*Liberty Bowl

## SOUTHWESTERN LOUISIANA (1-0-0)

DATE	PITT	SW LOUISIANA
Aug. 30, 1997	45	13

## STANFORD (2-1-0)

DATE	PITT	STANFORD
Dec. 30, 1922	@ 16	7
Jan. 2, 1928*	6	7
Nov. 26, 1932	7	0

\*Rose Bowl

## ST. LOUIS (1-0-0)

DATE	PITT	ST. LOUIS
1908	@ 13	0

## SUSQUEHANNA (1-0-0)

DATE	PITT	SUSQUEHANNA
1904	40	0

## SWISSVALE A.C. (1-0-0)

DATE	PITT	SWISSVALE A.C.
1899	11	0

## SYRACUSE (27-30-3)

DATE	PITT	SYRACUSE
Oct. 21, 1916	@ 30	0
Oct. 20, 1917	28	0
Oct. 18, 1919	@ 3	24
Oct. 16, 1920	@ 7	7
Oct. 22, 1921	35	0
Oct. 21, 1922	@ 21	14
Oct. 20, 1923*	@ 0	3
Nov. 1, 1924	@ 7	7
Nov. 3, 1928	18	0
Oct. 18, 1930	@ 14	0
Sept. 24, 1955	@ 22	12
Sept. 29, 1956	14	7
Nov. 2, 1957	21	24
Nov. 1, 1958	@ 13	16
Oct. 31, 1959	0	35
Oct. 29, 1960	@ 10	0
Nov. 4, 1961	@ 9	28
Nov. 3, 1962	24	6
Nov. 2, 1963	35	27
Oct. 31, 1964	@ 6	21
Oct. 30, 1965**	@ 13	51
Oct. 29, 1966	@ 7	33
Nov. 4, 1967	7	14
Oct. 12, 1968	@ 17	50
Nov. 1, 1969	21	20
Oct. 31, 1970	@ 13	43
Oct. 30, 1971	31	21

Oct. 28, 1972	@ 6	10
Nov. 3, 1973	28	14
Nov. 2, 1974	@ 21	13
Nov. 1, 1975	@ 38	0
Oct. 30, 1976	23	13
Oct. 22, 1977	28	21
Nov. 4, 1978	@ 18	17
Nov. 3, 1979	28	21
Nov. 1, 1980	@ 43	6
Oct. 24, 1981	23	10
Oct. 23, 1982	@ 14	0
Oct. 29, 1983	13	10
Nov. 3, 1984	@ 7	13
Nov. 2, 1985	0	12
Nov. 1, 1986	@ 20	24
Oct. 31, 1987	10	24
Dec. 3, 1988	@ 7	24
Sept. 23, 1989	30	23
Sept. 22, 1990	@ 20	20
Oct. 19, 1991	27	31
Oct. 31, 1992	@ 10	41
Oct. 16, 1993	21	24
Oct. 8, 1994	@ 7	31
Nov. 11, 1995	10	42
Oct. 12, 1996	@ 7	55
Nov. 15, 1997	27	32
Oct. 31, 1998	@ 28	45
Oct. 7, 1999	17	24 (20T)
Oct. 7, 2000	@ 17	24
Oct. 13, 2001	10	42
Oct. 5, 2002	@ 48	24
Oct. 25, 2003	34	14
Nov. 6, 2004	@ 31	38 (20T)

\*Yankee Stadium \*\*Shea Stadium

## TEMPLE (26-8-1)

DATE	PITT	TEMPLE
Oct. 1, 1938	@ 28	6
Nov. 4, 1939	@ 13	7
Oct. 27, 1945	0	6
Oct. 12, 1946	0	0
Nov. 9, 1974	35	24
Oct. 11, 1975	@ 55	6
Sept. 25, 1976	21	7
Sept. 24, 1977	@ 76	0
Sept. 23, 1978	20	12
Sept. 29, 1979	@ 10	9
Sept. 27, 1980	36	2
Nov. 21, 1981	@ 35	0
Oct. 16, 1982	38	17
Sept. 10, 1983	35	0
Sept. 22, 1984	@ 12	13
Nov. 9, 1985	@ 21	17
Oct. 4, 1986	13	19
Sept. 19, 1987	21	24
Oct. 15, 1988	42	7
Oct. 7, 1989	@ 27	3
Nov. 10, 1990	18	28
Sept. 14, 1991	26	7
Oct. 17, 1992	@ 27	20
Nov. 20, 1993	@ 28	10
Oct. 29, 1994	45	19
Oct. 14, 1995	@ 27	29

Oct. 5, 1996		53	52
Oct. 4, 1997	@	13	17
Nov. 7, 1998		33	34
Oct. 2, 1999		55	24
Nov. 18, 2000	@	7	0
Oct. 27, 2001	@	33	7
Nov. 9, 2002		29	22
Nov. 22, 2003	@	30	16
Oct. 9, 2004	@	27	22

TENNESSEE (2-0-0)			
DATE		PITT	TENNESSEE
Oct. 25, 1980	@	30	6
Sept. 3, 1983	@	13	3

TEXAS (0-3-0)			
DATE		PITT	TEXAS
Dec. 31, 1987*		27	32
Sept. 3, 1994		28	30
Sept. 16, 1995	@	27	38

\*Bluebonnet Bowl

TEXAS A&M (2-1-0)			
DATE		PITT	TEXAS A&M
Dec. 30, 1989*		31	28
Sept. 7, 2002		12	14
Sept. 27, 2003	@	37	26

\*John Hancock Bowl

TEXAS CHRISTIAN (0-1-1)			
DATE		PITT	TCU
Oct. 24, 1959		3	13
Oct. 22, 1960	@	7	7

THIEL (4-0-0)			
DATE		PITT	THIEL
1900		47	0
1901		17	0
Sept. 24, 1927		42	0
Sept. 29, 1928		20	0

TOLEDO (1-1-0)			
DATE		PITT	TOLEDO
Sept. 28, 2002		37	19
Sept. 20, 2003	@	31	35

TULANE (3-4-0)			
DATE		PITT	TULANE
Oct. 18, 1969		22	26
Oct. 16, 1971	@	8	33
Oct. 7, 1972	@	6	38
Oct. 6, 1973		6	24
Oct. 29, 1977		48	0
Sept. 16, 1978	@	24	6
Nov. 10, 1984		21	10

UAB (2-0-0)			
DATE		PITT	UAB
Dec. 1, 2001		24	6
Sept. 14, 2002	@	26	20

**UCLA (5-9-0)**

DATE		PITT	UCLA
Sept. 20, 1958	@	27	6
Oct. 3, 1959		25	21
Sept. 17, 1960	@	7	8
Oct. 21, 1961	@	6	20
Oct. 20, 1962		8	6
Sept. 20, 1963	@	20	0
Sept. 12, 1964	@	12	17
Sept. 17, 1966	@	7	14
Sept. 23, 1967		8	40
Sept. 21, 1968	@	7	63
Sept. 20, 1969	@	8	42
Sept. 19, 1970		15	24
Sept. 11, 1971	@	29	25
Sept. 16, 1972		28	38

**USC (4-6-0)**

DATE		PITT	USC
Jan. 1, 1930*		14	47
Jan. 1, 1933*		0	35
Oct. 13, 1934		20	6
Dec. 14, 1935	@	12	7
Sept. 24, 1954	@	7	27
Oct. 4, 1957	@	20	14
Sept. 25, 1959	@	0	23
Nov. 18, 1961		10	9
Nov. 13, 1965	@	0	28
Sept. 28, 1974		7	16

\*Rose Bowl

**UTAH (0-1-0)**

DATE		PITT	UTAH
Jan. 1, 2005*		7	35

\*Tostitos Fiesta Bowl

**VILLANOVA (2-0-0)**

DATE		PITT	VILLANOVA
1911		12	0
Sept. 5, 1998		48	41

**VIRGINIA (2-1-0)**

DATE		PITT	VIRGINIA
Nov. 17, 1953	@	26	0
Nov. 5, 1955		18	7
Dec. 27, 2003*		16	23

\*Continental Tire Bowl

**VIRGINIA TECH (4-7-0)**

DATE		PITT	VIRGINIA TECH
Sept. 11, 1993		21	63
Oct. 22, 1994	@	7	45
Sept. 30, 1995		16	26
Oct. 26, 1996	@	17	34
Nov. 22, 1997		30	23
Sept. 26, 1998	@	7	27
Oct. 30, 1999		17	30

Oct. 28, 2000	@	34	37
Nov. 3, 2001		38	7
Nov. 2, 2002	@	28	21
Nov. 8, 2003		31	28

**WASHINGTON (4-1-0)**

DATE		PITT	WASHINGTON
Jan. 1, 1937*		21	0
Sept. 30, 1939	@	27	6
Oct. 7, 1961	@	17	22
Sept. 28, 1963		13	6
Oct. 20, 1979	@	26	14

\*Rose Bowl

**WASHINGTON & JEFFERSON (18-13-2)**

DATE		PITT	W&J
1890		0	32
1891		6	40
1892		6	18
1893		0	12
1895		0	28
1905		11	0
1906		0	4
1907		2	9
1908		0	14
1909		17	3
1910		14	0
1911		12	0
1912		0	13
1913		6	18
1914		10	13
Nov. 6, 1915		19	0
Nov. 11, 1916		37	0
Nov. 10, 1917		13	10
Nov. 9, 1918		34	0
Nov. 8, 1919		7	6
Nov. 13, 1920		7	0
Nov. 12, 1921		0	7
Nov. 18, 1922		19	0
Nov. 17, 1923		13	6
Nov. 15, 1924		0	10
Nov. 7, 1925		6	0
Nov. 13, 1926		0	0
Nov. 5, 1927		0	0
Nov. 10, 1928		25	0
Nov. 9, 1929		21	0
Sept. 30, 1933		9	0
Sept. 29, 1934		26	6
Oct. 5, 1935	@	35	0

**WASHINGTON & LEE (1-0-0)**

DATE		PITT	WASHINGTON & LEE
Sept. 26, 1925		26	0

**WASHINGTON STATE (1-0-0)**

DATE		PITT	WASHINGTON STATE
Sept. 2, 1995		17	13

# ALL-TIME SERIES

## WAYNESBURG (5-1-0)

DATE	PITT	WAYNESBURG
1897	5	14
1904	83	0
1910	42	0
Sept. 28, 1929	53	0
Sept. 27, 1930	52	0
Sept. 28, 1935	14	0

## W. PENN. MED (1-0-0)

DATE	PITT	W. PENN. MED
1891	54	0

## WESTERN RESERVE (3-0-0)

DATE	PITT	WESTERN RESERVE
Oct. 11, 1930	@ 52	0
Oct. 17, 1931	32	0
Oct. 30, 1948	@ 20	0

## WESTERN THEOLOGICAL SEMINARY (1-0-0)

DATE	PITT	W.T.S
1896	4	0

## WESTMINSTER (15-0-2)

DATE	PITT	WESTMINSTER
1898	5	0
1899	11	11
1900	17	5
1901	11	0
1902	6	6
1904	38	0
1905	11	0
1906	17	0
1910*	18	0
1911	23	0
1912	13	3
1914	@ 21	10
Oct. 2, 1915	32	0
Oct. 7, 1916	57	0
Nov. 3, 1917	25	0
Oct. 30, 1926	88	0
Oct. 27, 1934	@ 30	0

\*Wilkinsburg, Pa.

## WEST VIRGINIA (59-35-3)

DATE	PITT	WEST VIRGINIA
Oct. 26, 1895*	0	8
Oct. 27, 1898**	0	6
Oct. 6, 1900	5	6
Oct. 5, 1901	12	0
Oct. 22, 1902	6	23
Oct. 3, 1903	6	24
Nov. 8, 1904	53	0
Nov. 10, 1906	17	0
Nov. 9, 1907	10	0
Nov. 7, 1908	11	0
Nov. 6, 1909	@ 0	0
Nov. 5, 1910	38	0
Oct. 11, 1913	40	0
Sept. 29, 1917	@ 14	9

Oct. 11, 1919	26	0
Oct. 9, 1920	34	13
Oct. 8, 1921	21	13
Oct. 14, 1922	6	9
Oct. 13, 1923	7	13
Oct. 11, 1924	14	7
Oct. 10, 1925	15	7
Nov. 6, 1926	17	7
Oct. 8, 1927	40	0
Oct. 13, 1928	6	9
Oct. 12, 1929	27	7
Oct. 4, 1930	@ 16	0
Oct. 10, 1931	34	0
Oct. 1, 1932	@ 40	0
Oct. 7, 1933	@ 21	0
Oct. 6, 1934	@ 27	6
Oct. 12, 1935	24	6
Oct. 3, 1936	34	0
Oct. 2, 1937	@ 20	0
Sept. 24, 1938	19	0
Oct. 7, 1939	20	0
Oct. 9, 1943	20	0
Sept. 23, 1944	26	13
Sept. 29, 1945	20	0
Sept. 28, 1946	33	7
Nov. 29, 1947	2	17
Oct. 9, 1948	16	6
Oct. 8, 1949	@ 20	7
Nov. 4, 1950	21	7
Nov. 17, 1951	32	12
Oct. 25, 1952	0	16
Sept. 26, 1953	7	17
Oct. 30, 1954	@ 13	10
Nov. 12, 1955	26	7
Sept. 22, 1956	@ 14	13
Nov. 9, 1957	6	7
Oct. 18, 1958	15	8
Oct. 17, 1959	@ 15	23
Oct. 15, 1960	42	0
Oct. 14, 1961	6	20
Oct. 13, 1962	8	15
Oct. 19, 1963	@ 13	10
Oct. 10, 1964	14	0
Oct. 2, 1965	@ 48	63
Oct. 8, 1966	17	14
Oct. 7, 1967	@ 0	15
Sept. 28, 1968	15	38
Oct. 25, 1969	@ 18	49
Oct. 17, 1970	36	35
Oct. 2, 1971	@ 9	20
Nov. 4, 1972	20	38
Oct. 13, 1973	@ 35	7
Oct. 12, 1974	31	14
Nov. 8, 1975	@ 14	17
Nov. 13, 1976	24	16
Nov. 5, 1977	@ 44	3
Nov. 11, 1978	52	7
Nov. 10, 1979	@ 24	17
Oct. 18, 1980	42	14
Oct. 10, 1981	@ 17	0
Oct. 2, 1982	16	13
Oct. 1, 1983	@ 21	24

Sept. 29, 1984	10	28
Sept. 28, 1985	@ 10	10
Sept. 27, 1986	48	16
Sept. 26, 1987	@ 6	3
Sept. 24, 1988	10	31
Sept. 30, 1989	@ 31	31
Sept. 29, 1990	24	38
Aug. 31, 1991	@ 34	3
Sept. 12, 1992	6	44
Oct. 23, 1993	@ 21	42
Oct. 15, 1994	41	47
Nov. 24, 1995	@ 0	21
Aug. 31, 1996	0	34
Nov. 28, 1997	@ 41	38 (30T)
Nov. 27, 1998***	14	52
Nov. 27, 1999	@ 21	52
Nov. 24, 2000***	38	28
Nov. 24, 2001	@ 23	17
Nov. 30, 2002	17	24
Nov. 15, 2003	@ 31	52
Nov. 25, 2004	16	13

\*Wheeling, W.Va. \*\*Fairmont, W.Va. \*\*\*Three Rivers Stadium

## WHEELING TIGERS (0-2-0)

DATE	PITT	WHEELING TIGERS
1895	0	12
1896	6	11

## WILLIAM & MARY (5-0-0)

DATE	PITT	WILLIAM & MARY
Sept. 24, 1949	13	7
Oct. 3, 1964	34	7
Oct. 5, 1968	14	3
Sept. 27, 1975	47	0
Sept. 17, 1977	28	6

## WISCONSIN (3-0-0)

DATE	PITT	WISCONSIN
Oct. 23, 1937	21	0
Oct. 15, 1938	@ 26	6
Oct. 14, 1967	@ 13	11

## WOOSTER (1-0-0)


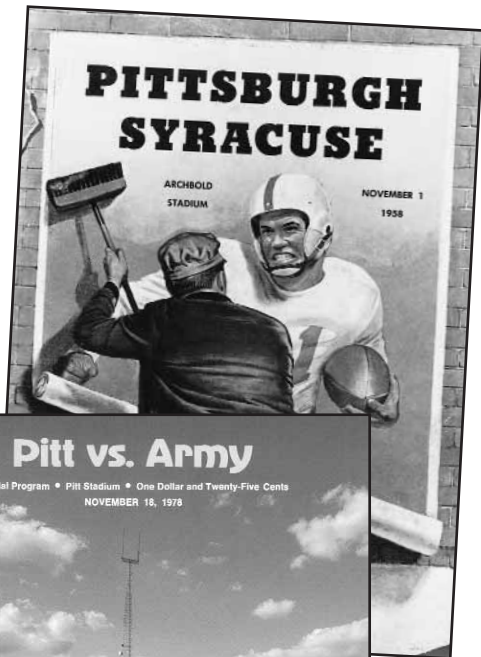
DATE	PITT	WOOSTER
1907	51	0

# YEAR-BY-YEAR

Year	W	L	T	Pts.	Opp.	Coach
1890	1	2	0	10	74	None
1891	2	5	0	74	98	None
1892	4	2	0	38	46	None
1893	1	4	0	14	70	Anson F. Harrold
1894	1	1	0	6	44	None
1895	1	6	0	30	136	J.P. Linn
1896	3	6	0	42	69	George W. Hoskins
1897	1	3	0	13	91	Thomas G. Trenchard
1898	5	2	1	74	34	Dr. Fred Robinson
1899	3	1	1	43	23	Dr. Fred Robinson
1900	5	4	0	110	33	Dr. M. Roy Jackson
1901	7	2	1	96	53	Wilbur D. Hockensmith
1902	5	6	1	128	129	Frederick J. Crolius
1903	0	8	1	20	262	Arthur St. L. Mosse
1904	10	0	0	407	5	Arthur St. L. Mosse
1905	10	2	0	405	36	Arthur St. L. Mosse
1906	6	4	0	229	55	E. R. Wingard
1907	8	2	0	147	27	John A. Moorhead
1908	8	3	0	140	36	Joseph H. Thompson
1909	6	2	1	94	26	Joseph H. Thompson
1910	9	0	0	282	0	Joseph H. Thompson
1911	4	3	1	72	29	Joseph H. Thompson
1912	3	6	0	113	121	Joseph H. Thompson
1913	6	2	1	165	46	Joseph M. Duff
1914	8	1	0	207	38	Joseph M. Duff
1915	8	0	0	207	38	Glenn S. "Pop" Warner
1916	8	0	0	255	25	Glenn S. "Pop" Warner
1917	10	0	0	260	21	Glenn S. "Pop" Warner
1918	4	1	0	140	16	Glenn S. "Pop" Warner
1919	6	2	1	118	66	Glenn S. "Pop" Warner
1920	6	0	2	146	44	Glenn S. "Pop" Warner
1921	5	3	1	133	51	Glenn S. "Pop" Warner
1922	8	2	0	187	43	Glenn S. "Pop" Warner
1923	5	4	0	83	45	Glenn S. "Pop" Warner
1924	5	3	1	98	43	Dr. John B. Sutherland
1925	8	1	0	151	34	Dr. John B. Sutherland
1926	5	2	2	170	73	Dr. John B. Sutherland
1927	8	1	1	289	27	Dr. John B. Sutherland
1928	6	2	1	177	15	Dr. John B. Sutherland
1929	9	1	0	291	90	Dr. John B. Sutherland
1930	6	2	1	186	69	Dr. John B. Sutherland
1931	8	1	0	280	37	Dr. John B. Sutherland
1932	8	1	2	182	60	Dr. John B. Sutherland
1933	8	1	0	147	13	Dr. John B. Sutherland
1934	8	1	0	205	44	Dr. John B. Sutherland
1935	7	1	2	135	28	Dr. John B. Sutherland
1936	8	1	1	214	34	Dr. John B. Sutherland
1937	9	0	1	203	34	Dr. John B. Sutherland
1938	8	2	0	213	59	Dr. John B. Sutherland
1939	5	4	0	119	98	Charles W. Bowser
1940	3	4	1	85	102	Charles W. Bowser
1941	3	6	0	82	171	Charles W. Bowser
1942	3	6	0	90	190	Charles W. Bowser
1943	3	5	0	114	174	Clark D. Shaughnessy
1944	4	5	0	147	293	Clark D. Shaughnessy
1945	3	7	0	87	141	Clark D. Shaughnessy
1946	3	5	1	88	136	Wesley E. Fesler
1947	1	8	0	26	267	Walter S. Milligan
1948	6	3	0	119	154	Walter S. Milligan
1949	6	3	0	156	154	Walter S. Milligan
1950	1	8	0	99	204	Leonard J. Casanova
1951	3	7	0	156	215	Tom Hamilton
1952	6	3	0	187	156	Lowell P. Dawson
1953	3	5	1	143	138	Lowell P. Dawson
1954	4	5	0	83	188	Lowell P. Dawson/ Tom Hamilton
<i>(Hamilton replaced Dawson after three games)</i>						
1955	7	4	0	181	122	John Michelosen
1956	7	3	1	156	119	John Michelosen

Year	W	L	T	Pts.	Opp.	Coach
1957	4	6	0	134	157	John Michelosen
1958	5	4	1	163	138	John Michelosen
1959	6	4	0	148	164	John Michelosen
1960	4	3	3	134	77	John Michelosen
1961	3	7	0	145	209	John Michelosen
1962	5	5	0	142	185	John Michelosen
1963	9	1	0	236	130	John Michelosen
1964	3	5	2	152	154	John Michelosen
1965	3	7	0	173	311	John Michelosen
1966	1	9	0	105	326	David R. Hart
1967	1	9	0	73	295	David R. Hart
1968	1	9	0	99	393	David R. Hart
1969	4	6	0	166	287	Carl A. DePasqua
1970	5	5	0	179	245	Carl A. DePasqua
1971	3	8	0	216	388	Carl A. DePasqua
1972	1	10	0	193	350	Carl A. DePasqua
1973	6	5	1	225	211	John Majors
1974	7	4	0	227	202	John Majors
1975	8	4	0	324	161	John Majors
1976	12	0	0	381	133	John Majors
1977	9	2	1	428	134	Jackie Sherrill
1978	8	4	0	263	187	Jackie Sherrill
1979	11	1	0	291	116	Jackie Sherrill
1980	11	1	0	380	130	Jackie Sherrill
1981	11	1	0	385	160	Jackie Sherrill
1982	9	3	0	300	139	Serafino "Foge" Fazio
1983	8	3	1	288	165	Serafino "Foge" Fazio

Year	W	L	T	Pts.	Opp.	Coach
1984	3	7	1	178	247	Serafino "Foge" Fazio
1985	5	5	1	202	187	Serafino "Foge" Fazio
1986	5	5	1	253	209	Mike Gottfried
1987	8	4	0	230	146	Mike Gottfried
1988	6	5	0	300	183	Mike Gottfried
1989	8	3	1	333	268	Mike Gottfried/ Paul Hackett
<i>(Hackett coached John Hancock Bowl)</i>						
1990	3	7	1	240	293	Paul Hackett
1991	6	5	0	244	241	Paul Hackett
1992	3	9	0	289	429	Paul Hackett/ Sal Sunseri
<i>(Sunseri coached Pitt's final game versus Hawaii)</i>						
1993	3	8	0	168	363	John Majors
1994	3	8	0	246	307	John Majors
1995	2	9	0	217	329	John Majors
1996	4	7	0	214	430	John Majors
1997	6	6	0	333	354	Walt Harris
1998	2	9	0	234	334	Walt Harris
1999	5	6	0	281	278	Walt Harris
2000	7	5	0	296	247	Walt Harris
2001	7	5	0	296	245	Walt Harris
2002	9	4	0	331	232	Walt Harris
2003	8	5	0	389	311	Walt Harris
2004	8	4	0	325	288	Walt Harris



# GAME-BY-GAME RESULTS

## 1890

No Coach

Pitt	Opp.
0	Allegheny AA.....38
0	W&J.....32
10	Geneva.....4
<b>10</b>	<b>Record: 1-2</b> .....74

## 1891

No Coach

Pitt	Opp.
6	W&J.....40
6	Geneva.....0
54	W. Penn. Med.....0
4	Geneva.....12
0	East End Gymnastics.....24
4	Geneva.....6
0	Indiana Teachers.....16
<b>74</b>	<b>Record: 2-5</b> .....98

## 1892

No Coach

Pitt	Opp.
0	East End Gymnastics.....16
6	Geneva.....4
12	Kiski.....0
8	Indiana Teachers.....6
6	Greensburg AA.....2
6	W&J.....18
<b>38</b>	<b>Record: 4-2</b> .....46

## 1893

Coach: Anson F. Harrold

Pitt	Opp.
0	Pittsburgh AC.....10
4	Allegheny AA.....0
10	Pittsburgh AC.....16
0	Penn State*.....32
0	W&J.....12
<b>14</b>	<b>Record: 1-4</b> .....70
*Neutral Game Site Bellefonte, PA	

## 1894

No Coach

Pitt	Opp.
6	Sewickley AC.....0
0	Indiana Teachers.....44
<b>6</b>	<b>Record: 1-1</b> .....44

## 1895

Coach: J.P. Linn

Pitt	Opp.
0	D.C. & A.C.....36
2	Greensburg AA.....42
22	Emerald AA.....0
0	West Virginia*.....8
0	W&J.....28
6	Carnegie AC.....10
0	Wheeling Tigers.....12
<b>30</b>	<b>Record: 1-6</b> .....136
*Neutral Game Site Wheeling, WV	

## 1896

Coach: George W. Hoskins

Pitt	Opp.
4	Pittsburgh AC.....6
4	@Penn State.....10
0	Latrobe.....4
0	D.C. & A.C.....26
4	Western Theol. Sem.....0
*6	@Geneva.....0
18	Sewickley AA.....0
6	Wheeling Tigers.....11
0	Grove City.....12
<b>42</b>	<b>Record: 3-6</b> .....69
*Forfeit	

## 1897

Coach: Thomas Gawthrop Trenchard

Pitt	Opp.
8	Pittsburgh HS.....0
0	Latrobe.....30
0	Greensburg AA.....47
5	Waynesburg.....14
<b>13</b>	<b>Record: 1-3</b> .....91

## 1898

Coach: Dr. Fred Robinson

Pitt	Opp.
6	Duquesne AC.....5
24	Pittsburgh Academy.....5
5	Westminster.....0
0	West Virginia*.....6
10	Grove City.....12
17	Natrona AC.....0
6	New Castle Terrors.....6
6	California Teachers.....0
<b>74</b>	<b>Record: 5-2-1</b> .....34
*Neutral Game Site Fairmont, WV	

## 1899

Coach: Dr. Fred Robinson

Pitt	Opp.
11	Westminster.....11
16	Grove City.....0
11	Swissvale AC.....0
5	Bethany.....0
0	J.F. Lalus AC.....12
<b>43</b>	<b>Record: 3-1-1</b> .....23

## 1900

Coach: Dr. M. Roy Jackson

Pitt	Opp.
0	Penn State*.....12
5	West Virginia.....6
0	D.C. & A.C.....5
12	Grove City.....0
12	California Teachers.....0
17	Akron (Buchtel).....0
47	Thiel.....0
17	Westminster.....5
0	Shady Side Academy.....5
<b>110</b>	<b>Record: 5-4</b> .....33
*Neutral Game Site Bellefonte, PA	

## 1901

Coach: Wilbur D. Hockensmith

Pitt	Opp.
0	Penn State*.....33
12	West Virginia.....0
0	Indiana Teachers.....0
11	Allegheny.....0
18	Duquesne.....0
(Pgh. College H. Ch.)	
15	California Teachers.....0
12	Geneva.....5
17	Thiel.....0
11	Westminster.....0
0	Allegheny.....15
<b>96</b>	<b>Record: 7-2-1</b> .....53
*Neutral Game Site Bellefonte, PA	

## 1902

Coach: Frederick J. Crollis

Pitt	Opp.
5	Allegheny AA.....15
24	Bucknell.....0
0	@Penn State.....27
16	Grove City.....0
6	Westminster.....6
6	West Virginia.....23
2	Geneva.....22
34	Ohio.....0
0	Allegheny.....6
0	Geneva.....30
29	Allegheny AC.....0
6	Mount Union.....0
<b>128</b>	<b>Record: 5-6-1</b> .....129

## 1903

Coach: Arthur St. L. Mosse

Pitt	Opp.
6	West Virginia.....24
0	Geneva.....57
6	Manchester AC.....11
2	Bellevue Outing Club.....6
0	Penn State.....59
0	Geneva.....32
0	East End AA.....28
0	Grove City.....0
6	Marietta.....45
<b>20</b>	<b>Record: 0-8-1</b> .....262

## 1904

Coach: Arthur St. L. Mosse

Pitt	Opp.
12	Grove City.....0
67	Mount Union.....0
38	Westminster.....0
30	Geneva.....0
40	Susquehanna.....0
40	California (Pa.).....0
83	Waynesburg.....0
53	West Virginia.....0
21	Bethany.....0
23	Penn State.....5
<b>407</b>	<b>Record: 10-0</b> .....5

## 1905

Coach: Arthur St. L. Mosse

Pitt	Opp.
11	Westminster.....0
71	California (Pa.).....0
0	@Cornell.....30
24	Dickinson.....0
57	Mount Union.....0
48	Bethany.....0
53	Franklin & Marshall.....0
11	W&J.....0
67	Butler Y.....0
51	Ohio.....0
12	@Geneva.....0
0	Penn State.....6
<b>405</b>	<b>Record: 10-2</b> .....36

## 1906

Coach: E.R. Wingard

Pitt	Opp.
17	Westminster.....0
66	Hiram.....0
74	Allegheny.....0
0	Carlisle.....22
31	Carnegie Tech.....0
0	@Cornell.....23
17	West Virginia.....0
0	W&J.....4
24	Grove City.....0
0	Penn State.....6
229	Record: 6-4.....55

## 1907

Coach: John A. Moorhead

Pitt	Opp.
6	Marietta.....0
6	Carnegie Tech.....0
33	Muskingum.....0
12	Bucknell.....0
5	@Cornell.....18
16	Ohio Northern.....0
10	West Virginia.....0
2	W&J.....9
51	Wooster.....0
6	Penn State.....0
<b>147</b>	<b>Record: 8-2</b> .....27

## 1908

Coach: Joseph H. Thompson

Pitt	Opp.
26	Mount Union.....4
27	Bethany.....0
7	Marietta.....0
22	Bucknell.....0
13	@St. Louis.....0
22	Carnegie Tech.....0
11	West Virginia.....0
0	Carlisle.....6
6	Gettysburg.....0
6	Penn State.....12
0	W&J.....14
<b>140</b>	<b>Record: 8-3</b> .....36

**1909**

**Coach: Joseph H. Thompson**

Pitt	Opp.
16	Ohio Northern.....0
12	Marietta.....0
18	Bucknell.....6
4	Carlisle.....3
0	Notre Dame.....6
0	@West Virginia.....0
17	W&J.....3
17	Mount Union.....3
0	Penn State.....5
94	<b>Record: 6-2-1.....26</b>

**1910**

**Coach: Joseph H. Thompson**

Pitt	Opp.
36	Ohio Northern.....0
18	Westminster*.....0
42	Waynesburg.....0
17	Georgetown.....0
71	Ohio.....0
38	West Virginia.....0
14	W&J.....0
35	Carnegie Tech.....0
11	Penn State.....0
282	<b>Record: 9-0.....0</b>

\*Neutral Site Game  
D.C.&A.C. Park, Wilksburg

**1911**

**Coach: Joseph H. Thompson**

Pitt	Opp.
23	Westminster.....0
22	Ohio Northern.....0
0	Carlisle.....17
3	@Cornell.....9
0	Notre Dame.....0
12	Villanova.....0
12	W&J.....0
0	Penn State.....3
72	<b>Record: 4-3-1.....29</b>

**1912**

**Coach: Joseph H. Thompson**

Pitt	Opp.
22	Ohio Northern.....0
13	Westminster.....3
0	Bucknell.....6
8	Carlisle.....45
6	@Navy.....13
0	Notre Dame.....3
64	Maryland.....0
0	W&J.....13
0	Penn State.....38
113	<b>Record: 3-6.....121</b>

**1913**

**Coach: Joseph M. Duff**

Pitt	Opp.
67	Ohio Northern.....0
0	@Navy.....0
40	West Virginia.....0
12	Carlisle.....6
20	@Cornell.....7
0	Bucknell.....9
13	Lafayette.....0
6	W&J.....18
7	Penn State.....6
165	<b>Record: 6-2-1.....46</b>

**1914**

**Coach: Joseph M. Duff**

Pitt	Opp.
9	@Cornell.....3
21	@Westminster.....10
13	@Navy.....6
10	Carlisle.....3
21	Georgetown.....0
96	Dickinson.....0
10	W&J.....13
14	Carnegie Tech.....0
13	Penn State.....3
207	<b>Record: 8-1.....38</b>

**1915**

**Coach: Glenn Scobey "Pop" Warner**

Date	Opponent	Score	W/L
10/2	Westminster	32-0	W
10/9	@Navy	47-12	W
10/16	Carlisle	45-0	W
10/23	@Pennsylvania	14-7	W
10/30	Allegheny	42-7	W
11/6	W&J	19-0	W
11/13	Carnegie Tech	28-0	W
11/25	Penn State	20-0	W
<b>Record: 8-0</b>	<b>Total: 247-26</b>		

**1916**

**Coach: Glenn Scobey "Pop" Warner**

Date	Opponent	Score	W/L
10/7	Westminster	57-0	W
10/14	@Navy	20-19	W
10/21	@Syracuse	30-0	W
10/28	Pennsylvania	20-0	W
11/4	Allegheny	46-0	W
11/11	W&J	37-0	W
11/18	Carnegie Tech	14-6	W
11/30	Penn State	31-0	W
<b>Record: 8-0</b>	<b>Total: 255-25</b>		

**1917**

**Coach: Glenn Scobey "Pop" Warner**

Date	Opponent	Score	W/L
09/29	@West Virginia	14-9	W
10/6	Bethany	40-0	W
10/13	Lehigh	41-0	W
10/20	Syracuse	28-0	W
10/27	Pennsylvania	14-6	W
11/3	Westminster	25-0	W
11/10	W&J	13-10	W
11/17	Carnegie Tech	27-0	W
11/29	Penn State	28-6	W
12/1	Camp Lee	30-0	W
	All-Stars		
<b>Record: 10-0</b>	<b>Total: 260-31</b>		

**1918**

**Coach: Glenn Scobey "Pop" Warner**

Date	Opponent	Score	W/L
11/9	W&J	34-0	W
11/16	Pennsylvania	37-0	W
11/23	Georgia Tech	32-0	W
11/28	Penn State	28-6	W
11/30	@Cleveland	10-9	L
	Naval Reserves		
<b>Record: 4-1</b>	<b>Total: 140-16</b>		

**1919**

**Coach: Glenn Scobey "Pop" Warner**

Date	Opponent	Score	W/L
10/4	@Geneva	33-0	W
10/11	West Virginia	26-0	W
10/18	@Syracuse	24-3	L
10/25	Georgia Tech	16-6	W
11/1	@Lehigh	14-0	W
11/8	W&J	7-6	W
11/15	@Pennsylvania	3-3	T
11/22	Carnegie Tech	17-7	W
11/27	Penn State	20-0	L
<b>Record: 6-2-1</b>	<b>Total: 119-66</b>		

**1920**

**Coach: Glenn Scobey "Pop" Warner**

Date	Opponent	Score	W/L
10/2	@Geneva	47-0	W
10/9	West Virginia	34-13	W
10/16	@Syracuse	7-7	T
10/23	Georgia Tech	10-3	W
10/30	Lafayette	14-0	W
11/6	@Pennsylvania	27-21	W
11/13	W&J	7-0	W
11/25	Penn State	0-0	T
<b>Record: 6-0-2</b>	<b>Total: 146-44</b>		

**1921**

**Coach: Glenn Scobey "Pop" Warner**

Date	Opponent	Score	W/L
9/24	@Geneva	28-0	W
10/1	@Lafayette	6-0	L
10/8	West Virginia	21-13	W
10/15	Cincinnati	21-14	W
10/22	Syracuse	35-0	W
10/29	@Pennsylvania	28-0	W
11/5	Nebraska	10-0	L
11/12	W&J	7-0	L
11/24	Penn State	0-0	T
<b>Record: 5-3-1</b>	<b>Total: 133-50</b>		

**1922**

**Coach: Glenn Scobey "Pop" Warner**

Date	Opponent	Score	W/L
9/30	@Cincinnati	38-0	W
10/7	Lafayette	7-0	L
10/14	West Virginia	9-6	L
10/21	@Syracuse	21-14	W
10/28	Bucknell	7-0	W
11/4	Geneva	62-0	W
11/11	@Pennsylvania	7-6	W
11/18	W&J	19-0	W
11/30	Penn State	14-0	W
12/30	@Stanford	16-7	W
<b>Record: 8-2</b>	<b>Total: 190-43</b>		

**1923**

**Coach: Glenn Scobey "Pop" Warner**

Date	Opponent	Score	W/L
9/29	@Bucknell	21-0	W
10/6	Lafayette	7-0	W
10/13	West Virginia	13-7	L
10/20	@Syracuse*	3-0	L
10/27	Carnegie Tech	7-2	L
11/3	@Pennsylvania	6-0	L
11/10	Grove City	13-7	W
11/17	W&J	13-6	W
11/29	Penn State	20-3	W
<b>Record: 5-4</b>	<b>Total: 83-45</b>		

\*Played at Yankee Stadium

**1924**

**Coach: Dr. John B. "Jock" Sutherland**

Date	Opponent	Score	W/L
9/27	Grove City	14-0	W
10/4	Lafayette	10-0	L
10/11	West Virginia	14-7	W
10/18	@Johns Hopkins	26-0	W
10/25	Carnegie Tech	6-0	L
11/1	@Syracuse	7-7	T
11/8	Geneva	13-0	W
11/15	W&J	10-0	L
11/27	Penn State	24-3	W
<b>Record: 5-3-1</b>	<b>Total: 98-43</b>		

**1925**

**Coach: Dr. John B. "Jock" Sutherland**

Date	Opponent	Score	W/L
9/26	Washington & Lee	26-0	W
10/3	Lafayette	20-9	L
10/10	West Virginia	15-7	W
10/17	Gettysburg	13-0	W
10/24	Carnegie Tech	12-0	W
10/31	Johns Hopkins	31-0	W
11/7	W&J	6-0	W
11/14	@Pennsylvania	14-0	W
11/26	Penn State	23-7	W
<b>Record: 8-1</b>	<b>Total: 151-34</b>		

**1926**

**Coach: Dr. John B. "Jock" Sutherland**

Date	Opponent	Score	W/L
9/25	Allegheny	9-7	W
10/2	Georgetown	6-6	T
10/9	Lafayette	17-7	L
10/16	Colgate	19-16	W
10/23	Carnegie Tech	4-0	L
10/30	Westminster	88-0	W
11/6	West Virginia	17-7	W
11/13	W&J	0-0	T
11/25	Penn State	24-6	W
<b>Record: 5-2-2</b>	<b>Total: 170-73</b>		

**1927**

**Coach: Dr. John B. "Jock" Sutherland**

Date	Opponent	Score	W/L
9/24	Thiel	42-0	W
10/1	Grove City	33-0	W
10/8	West Virginia	40-0	W
10/15	@Drake	32-0	W
10/22	Carnegie Tech	23-7	W
10/29	Allegheny	62-0	W
11/5	W&J	0-0	T
11/12	Nebraska	21-13	W
11/24	Penn State	30-0	W
1/2	Stanford*	7-6	L
<b>Record: 8-1-1</b>	<b>Total: 289-27</b>		

\*Rose Bowl

# GAME-BY-GAME RESULTS

## 1928

Coach: Dr. John B. "Jock"

### Sutherland

Date	Opponent	Score	W/L
9/29	Thiel	20-0	W
10/6	Bethany	53-0	W
10/13	West Virginia	9-6	L
10/20	Allegheny	29-0	W
10/27	Carnegie Tech	6-0	L
11/3	Syracuse	18-0	W
11/10	W&J	25-0	W
11/17	@Nebraska	0-0	T
11/29	Penn State	26-0	W

Record: 6-2-1 Total: 177-15

## 1929

Coach: Dr. John B. "Jock"

### Sutherland

Date	Opponent	Score	W/L
9/28	Waynesburg	53-0	W
10/5	@Duke	52-7	W
10/12	West Virginia	27-7	W
10/19	@Nebraska	12-7	W
10/26	@Allegheny	40-0	W
11/2	Ohio State	18-2	W
11/9	W&J	21-0	W
11/16	Carnegie Tech	34-13	W
11/28	Penn State	20-7	W
1/1	U.S.C.*	47-14	L

Record: 9-1 Total: 291-90

\*Rose Bowl

## 1930

Coach: Dr. John B. "Jock"

### Sutherland

Date	Opponent	Score	W/L
9/27	Waynesburg	52-0	W
10/4	@West Virginia	16-0	W
10/11	@Western Reserve	52-0	W
10/18	@Syracuse	14-0	W
10/25	Notre Dame	35-19	L
11/1	@Nebraska	0-0	T
11/8	Carnegie Tech	7-6	W
11/15	@Ohio State	16-7	L
11/26	Penn State	19-12	W

Record: 6-2-1 Total: 186-69

## 1931

Coach: Dr. John B. "Jock"

### Sutherland

Date	Opponent	Score	W/L
9/26	Miami (Ohio)	61-0	W
10/3	@Iowa	20-0	W
10/10	West Virginia	34-0	W
10/17	Western Reserve	32-0	W
10/24	@Notre Dame	25-12	L
10/31	@Penn State	41-6	W
11/7	Carnegie Tech	14-6	W
11/14	Army	26-0	W
11/26	Nebraska	40-0	W

Record: 8-1 Total: 287-47

## 1932

Coach: Dr. John B. "Jock"

### Sutherland

Date	Opponent	Score	W/L
9/24	Ohio Northern	47-0	W
10/1	@West Virginia	40-0	W
10/8	Duquesne	33-0	W
10/15	@Army	18-13	W
10/22	Ohio State	0-0	T
10/29	Notre Dame	12-0	W
11/5	@Pennsylvania	19-12	W
11/12	@Nebraska	0-0	T
11/19	Carnegie Tech	6-0	W
11/26	Stanford	7-0	W
1/1	U.S.C.*	35-0	L

Record: 8-1-2 Total: 182-60

\*Rose Bowl

## 1933

Coach: Dr. John B. "Jock"

### Sutherland

Date	Opponent	Score	W/L
9/30	W&J	9-0	W
10/7	@West Virginia	21-0	W
10/14	Navy	34-6	W
10/21	@Minnesota	7-3	L
10/28	@Notre Dame	14-0	W
11/4	Centre	37-0	W
11/11	Duquesne	7-0	W
11/18	Nebraska	6-0	W
11/30	Carnegie Tech	16-0	W

Record: 8-1 Total: 147-13

## 1934

Coach: Dr. John B. "Jock"

### Sutherland

Date	Opponent	Score	W/L
9/29	W&J	26-6	W
10/6	@West Virginia	27-6	W
10/13	U.S.C.	20-6	W
10/20	Minnesota	13-7	L
10/27	@Westminster	30-0	W
11/3	Notre Dame	19-0	W
11/10	@Nebraska	25-6	W
11/17	@Navy	31-7	W
11/29	Carnegie Tech	20-0	W

Record: 8-1 Total: 205-44

## 1935

Coach: Dr. John B. "Jock"

### Sutherland

Date	Opponent	Score	W/L
9/28	Waynesburg	14-0	W
10/5	@W&J	35-0	W
10/12	West Virginia	24-6	W
10/19	@Notre Dame	9-6	L
10/26	Penn State	9-0	W
11/2	@Fordham	0-0	T
11/9	Army	29-6	W
11/16	Nebraska	6-0	W
11/28	Carnegie Tech	0-0	T
12/14	@U.S.C.	12-7	W

Record: 7-1-2 Total: 135-28

## 1936

Coach: Dr. John B. "Jock"

### Sutherland

Date	Opponent	Score	W/L
9/26	Ohio Wesleyan	53-0	W
10/3	West Virginia	34-0	W
10/10	@Ohio State	6-0	W
10/17	Duquesne	7-0	L
10/24	Notre Dame	26-0	W
10/31	@Fordham	0-0	T
11/7	Penn State	24-7	W
11/14	@Nebraska	19-6	W
11/26	Carnegie Tech	31-14	W
1/1	Washington*	21-0	W

Record: 8-1-1 Total: 214-34

\*Rose Bowl

## 1937

Coach: Dr. John B. "Jock"

### Sutherland

Date	Opponent	Score	W/L
9/24	Ohio Wesleyan	59-0	W
10/2	@West Virginia	20-0	W
10/9	Duquesne	6-0	W
10/16	@Fordham	0-0	T
10/23	Wisconsin	21-0	W
10/30	Carnegie Tech	25-14	W
11/6	@Notre Dame	21-6	W
11/13	Nebraska	13-7	W
11/20	Penn State	28-7	W
11/27	@Duke	10-0	W

Record: 9-0-1 Total: 203-34

## 1938

Coach: Dr. John B. "Jock"

### Sutherland

Date	Opponent	Score	W/L
9/24	West Virginia	19-0	W
10/1	@Temple	28-6	W
10/8	Duquesne	27-0	W
10/15	@Wisconsin	26-6	W
10/22	S.M.U.	34-7	W
10/29	Fordham	24-13	W
11/5	Carnegie Tech	20-10	L
11/12	@Nebraska	19-0	W
11/19	Penn State	26-0	W
11/26	@Duke	7-0	L

Record: 8-2 Total: 213-59

## 1939

Coach: Charles W. Bowser

Date	Opponent	Score	W/L
9/30	@Washington	27-6	W
10/7	West Virginia	20-0	W
10/14	Duke	14-13	W
10/21	Duquesne	21-13	L
10/28	@Fordham	27-13	L
11/4	@Temple	13-7	W
11/11	Carnegie Tech	6-0	W
11/18	Nebraska	14-13	L
11/25	@Penn State	10-0	L

Record: 5-4 Total: 119-98

## 1940

Coach: Charles W. Bowser

Date	Opponent	Score	W/L
9/28	@Ohio State	30-7	L
10/5	Missouri	19-13	W
10/12	S.M.U.	7-7	T
10/19	@Fordham	24-12	L
11/9	Carnegie Tech	6-0	W
11/16	Nebraska	9-7	L
11/23	Penn State	20-7	W
11/30	@Duke	12-7	L

Record: 3-4-1 Total: 85-102

## 1941

Coach: Charles W. Bowser

Date	Opponent	Score	W/L
10/4	Purdue	6-0	L
10/11	@Michigan	40-0	L
10/18	@Minnesota	39-0	L
10/25	Duke	27-7	L
11/1	Ohio State	21-14	L
11/8	Fordham	13-0	W
11/15	@Nebraska	14-7	W
11/22	Penn State	31-7	L
11/29	Carnegie Tech	27-0	W

Record: 3-6 Total: 82-171

## 1942

Coach: Charles W. Bowser

Date	Opponent	Score	W/L
9/26	@Minnesota	50-7	L
10/3	S.M.U.	20-7	W
10/10	@Great Lakes	7-6	L
10/17	Indiana	19-7	L
10/24	Duke	28-0	L
10/31	Carnegie Tech	19-6	W
11/7	@Ohio State	59-19	L
11/14	Nebraska	6-0	W
11/21	@Penn State	14-6	L

Record: 3-6 Total: 90-190

## 1943

Coach: Clark D. Shaughnessy

Date	Opponent	Score	W/L
9/25	Notre Dame	41-0	L
10/2	@Great Lakes	40-0	L
10/9	West Virginia	20-0	W
10/16	@Illinois	33-25	L
10/23	Bethany	18-0	W
10/30	Carnegie Tech	45-0	W
11/6	Ohio State	46-6	L
11/20	Penn State	14-0	L

Record: 3-5 Total: 114-174

## 1944

Coach: Clark D. Shaughnessy

Date	Opponent	Score	W/L
9/23	West Virginia	26-13	W
9/30	Notre Dame	58-0	L
10/7	Bethany	50-13	W
10/14	@Army	69-7	L
10/21	Illinois	39-5	L
NA	@Chatham Field	26-0	W
11/11	@Ohio State	54-19	L
11/18	@Indiana	47-0	L
11/25	Penn State	14-0	W

Record: 4-5 Total: 147-293

**1945**

Coach: Clark D. Shaughnessy

Date	Opponent	Score	W/L
9/22	@Illinois	23-6	L
9/29	West Virginia	20-0	W
10/6	Bucknell	38-0	W
10/13	Michigan State	12-7	L
10/20	Notre Dame	39-9	L
10/27	Temple	6-0	L
11/3	@Purdue	28-0	L
11/10	Ohio State	14-0	L
11/17	Indiana	19-0	L
11/24	Penn State	7-0	W

Record: 3-7 Total: 87-141

**1946**

Coach: Wesley E. Fesler

Date	Opponent	Score	W/L
9/21	Illinois	33-7	L
9/28	West Virginia	33-7	W
10/5	@Notre Dame	33-0	L
10/12	Temple	0-0	T
10/19	Marquette	7-6	W
10/26	Purdue	10-8	L
11/2	@Indiana	20-6	L
11/9	@Ohio State	20-13	L
11/23	Penn State	14-7	W

Record: 3-5-1 Total: 88-136

**1947**

Coach: Walter S. Milligan

Date	Opponent	Score	W/L
9/27	@Illinois	14-0	L
10/4	Notre Dame	40-6	L
10/11	@Michigan	69-0	L
10/18	@Indiana	41-6	L
10/25	Ohio State	12-0	W
11/1	@Minnesota	29-0	L
11/15	@Purdue	28-0	L
11/22	Penn State	29-0	L
11/29	West Virginia	17-2	L

Record: 1-8 Total: 26-267

**1948**

Coach: Walter S. Milligan

Date	Opponent	Score	W/L
9/25	S.M.U.	33-14	L
10/2	Notre Dame	40-0	L
10/9	West Virginia	16-6	W
10/16	Marquette	21-7	W
10/23	Indiana	21-14	W
10/30	@Western Reserve	20-0	W
11/6	@Ohio State	41-0	L
11/13	@Purdue	20-13	W
11/20	Penn State	7-0	W

Record: 6-3 Total: 119-154

**1949**

Coach: Walter S. Milligan

Date	Opponent	Score	W/L
9/24	William & Mary	13-7	W
10/1	@Northwestern	16-7	W
10/8	@West Virginia	20-7	W
10/15	Miami (Ohio)	35-26	W
10/22	@Indiana	48-14	L
10/29	@Pennsylvania	22-21	W
11/5	Ohio State	14-10	L
11/12	Minnesota	24-7	L
11/19	Penn State	19-0	W

Record: 6-3 Total: 156-154

**1950**

Coach: Leonard J. Casanova

Date	Opponent	Score	W/L
9/30	@Duke	28-14	L
10/7	@Ohio State	41-7	L
10/14	Rice	14-7	L
10/21	@Northwestern	28-23	L
10/28	Miami	28-0	L
11/4	West Virginia	21-7	W
11/11	@Notre Dame	18-7	L
11/18	Michigan State	19-0	L
11/25	Penn State	21-20	L

Record: 1-8 Total: 99-204

**1951**

Coach: Tom Hamilton

Date	Opponent	Score	W/L
9/29	Duke	19-14	L
10/6	@Indiana	13-6	L
10/13	@Iowa	34-17	L
10/20	Notre Dame	33-0	L
10/27	@Michigan State	53-26	L
11/3	@Rice	21-13	L
11/10	Ohio State	16-14	L
11/17	West Virginia	32-12	W
11/24	Penn State	13-7	W
12/7	@Miami	21-7	W

Record: 3-7 Total: 156-215

**1952**

Coach: Lowell P. "Red" Dawson

Date	Opponent	Score	W/L
9/27	Iowa	26-14	W
10/4	@Oklahoma	49-20	L
10/11	@Notre Dame	22-19	W
10/18	@Army	22-14	W
10/25	West Virginia	16-0	L
11/1	Indiana	28-7	W
11/8	@Ohio State	21-14	W
11/15	NC State	48-6	W
11/22	Penn State	17-0	L

Record: 6-3 Total: 187-156

**1953**

Coach: Lowell P. "Red" Dawson

Date	Opponent	Score	W/L
9/26	West Virginia	17-7	L
10/3	Oklahoma	7-7	T
10/10	Nebraska	14-6	W
10/17	@Notre Dame	23-14	L
10/24	@Northwestern	27-21	L
10/31	@Minnesota	35-14	L
11/7	@Virginia	26-0	W
11/14	NC State	40-6	W
11/21	Penn State	17-0	L

Record: 3-5-1 Total: 143-138

**1954**

Coach: Lowell P. "Red" Dawson

Date	Opponent	Score	W/L
Tom Hamilton(*)			
9/24	@U.S.C.	27-7	L
10/2	Minnesota	46-7	L
10/9	Notre Dame	33-0	L
10/16	Navy	21-19	W
10/23	Northwestern	14-7	W
10/30	@West Virginia	13-10	W
11/6	@Ohio State	26-0	L
11/13	@Nebraska	21-7	W
11/20	Penn State	13-0	L

Record: 4-5 Total: 83-188

(\*)Hamilton replaced Dawson after three games

**1955**

Coach: John Michelosen

Date	Opponent	Score	W/L
9/17	California	27-7	W
9/24	@Syracuse	22-12	W
10/1	@Oklahoma	26-14	L
10/8	@Navy	21-0	L
10/15	Nebraska	21-7	W
10/22	@Duke	26-7	W
10/29	Miami	21-7	L
11/5	Virginia	18-7	W
11/12	West Virginia	26-7	W
11/19	@Penn State	20-0	W
1/2	Georgia Tech*	7-0	L

Record: 7-4 Total: 181-122

\*Sugar Bowl

**1956**

Coach: John Michelosen

Date	Opponent	Score	W/L
9/22	@West Virginia	14-13	W
9/29	Syracuse	14-7	W
10/6	@California	14-0	L
10/20	Duke	27-14	W
10/27	Oregon	14-7	W
11/3	@Minnesota	9-6	L
11/10	Notre Dame	26-13	W
11/17	Army	20-7	W
11/24	Penn State	7-7	T
12/8	@Miami	14-7	W
12/29	Georgia Tech*	21-14	L

Record: 7-3-1 Total: 156-119

\*Gator Bowl

**1957**

Coach: John Michelosen

Date	Opponent	Score	W/L
9/21	Oklahoma	26-0	L
9/28	@Oregon	6-3	W
10/4	@U.S.C.	20-14	W
10/12	Nebraska	34-0	W
10/19	@Army	29-13	L
10/26	@Notre Dame	13-7	L
11/2	Syracuse	24-21	L
11/9	West Virginia	7-6	L
11/23	Penn State	14-13	W
12/7	@Miami	28-13	L

Record: 4-6 Total: 134-157

**1958**

Coach: John Michelosen

Date	Opponent	Score	W/L
9/20	@UCLA	27-6	W
9/27	Holy Cross	17-0	W
10/4	@Minnesota	13-7	W
10/11	@Michigan State	22-8	L
10/18	West Virginia	15-8	W
10/25	Army	14-14	T
11/1	@Syracuse	16-13	L
11/8	Notre Dame	29-26	W
11/15	@Nebraska	14-6	L
11/27	Penn State	25-21	L

Record: 5-4-1 Total: 163-138

**1959**

Coach: John Michelosen

Date	Opponent	Score	W/L
9/19	@Marquette	21-15	W
9/25	@U.S.C.	23-0	L
10/3	UCLA	25-21	W
10/10	Duke	12-0	W
10/17	@West Virginia	23-15	L
10/24	Texas Christian	13-3	L
10/31	Syracuse	35-0	L
11/7	@Boston College	22-14	W
11/14	Notre Dame	28-13	W
11/21	Penn State	22-7	W

Record: 6-4 Total: 148-164

**1960**

Coach: John Michelosen

Date	Opponent	Score	W/L
9/17	@UCLA	8-7	L
9/24	Michigan State	7-7	T
10/1	@Oklahoma	15-14	L
10/8	Miami	17-6	W
10/15	West Virginia	42-0	W
10/22	@Texas Christian	7-7	T
10/29	@Syracuse	10-0	W
11/5	@Notre Dame	20-13	W
11/12	Army	7-7	T
11/19	Penn State	14-3	L

Record: 4-3-3 Total: 134-77

**1961**

Coach: John Michelosen

Date	Opponent	Score	W/L
9/16	@Miami	10-7	W
9/30	Baylor	16-13	L
10/7	@Washington	22-17	L
10/14	West Virginia	20-6	L
10/21	@UCLA	20-6	L
10/28	Navy	28-14	W
11/4	@Syracuse	28-9	L
11/11	Notre Dame	26-20	L
11/18	U.S.C.	10-9	W
11/25	Penn State	47-26	L

Record: 3-7 Total: 145-209

# GAME-BY-GAME RESULTS

## 1962

Coach: John Michelosen

Date	Opponent	Score	W/L
9/15	Miami	23-14	L
9/29	@Baylor	24-14	W
10/6	@California	26-24	W
10/13	West Virginia	15-8	L
10/20	UCLA	8-6	W
10/27	@Navy	32-9	L
11/3	Syracuse	24-6	W
11/10	@Notre Dame	43-22	L
11/17	@Army	7-6	W
11/24	Penn State	16-0	L

Record: 5-5 Total: 142-185

## 1963

Coach: John Michelosen

Date	Opponent	Score	W/L
9/20	@UCLA	20-0	W
9/28	Washington	13-6	W
10/5	California	35-15	W
10/19	@West Virginia	13-10	W
10/26	@Navy	24-12	L
11/2	Syracuse	35-27	W
11/9	@Notre Dame	27-7	W
11/16	Army	28-0	W
11/30	@Miami	31-20	W
12/7	Penn State*	22-21	W

Record: 9-1 Total: 236-130

\*Rescheduled from Nov. 23 due to assassination of President Kennedy.

## 1964

Coach: John Michelosen

Date	Opponent	Score	W/L
9/12	@UCLA	17-12	L
9/26	@Oregon	22-13	L
10/3	William & Mary	34-7	W
10/10	West Virginia	14-0	W
10/17	@Miami	20-20	T
10/24	Navy	14-14	T
10/31	@Syracuse	21-6	L
11/7	Notre Dame	17-15	L
11/14	@Army	24-8	W
11/21	@Penn State	28-0	L

Record: 3-5-2 Total: 152-154

## 1965

Coach: John Michelosen

Date	Opponent	Score	W/L
9/18	Oregon	17-15	L
9/25	Oklahoma	13-9	W
10/2	@West Virginia	63-48	L
10/9	@Duke	21-13	L
10/16	@Navy	12-0	L
10/23	Miami	28-14	W
10/30	@Syracuse*	51-13	L
11/6	Notre Dame	69-13	L
11/13	@U.S.C.	28-0	L
11/20	Penn State	30-27	W

Record: 3-7 Total: 173-311

\*at Shea Stadium, N.Y.

## 1966

Coach: David R. Hart

Date	Opponent	Score	W/L
9/17	@UCLA	14-7	L
9/24	Duke	14-7	L
10/1	@California	30-15	L
10/8	West Virginia	17-14	W
10/15	Navy	24-7	L
10/22	@Army	28-0	L
10/29	@Syracuse	33-7	L
11/5	@Notre Dame	40-0	L
11/11	@Miami	38-14	L
11/19	Penn State	48-24	L

Record: 1-9 Total: 105-326

## 1967

Coach: David R. Hart

Date	Opponent	Score	W/L
9/23	UCLA	40-8	L
9/30	@Illinois	34-6	L
10/7	@West Virginia	15-0	L
10/14	@Wisconsin	13-11	W
10/21	Miami	58-0	L
10/28	Navy	22-21	L
11/4	Syracuse	14-7	L
11/11	Notre Dame	38-0	L
11/18	Army	21-12	L
11/25	@Penn State	42-6	L

Record: 1-9 Total: 73-295

## 1968

Coach: David R. Hart

Date	Opponent	Score	W/L
9/21	@UCLA	63-7	L
9/28	West Virginia	38-15	L
10/5	William & Mary	14-3	W
10/12	@Syracuse	50-17	L
10/19	@Navy	17-16	L
10/26	Air Force	27-14	L
11/1	@Miami	48-0	L
11/9	@Notre Dame	56-7	L
11/16	Army	26-0	L
11/23	Penn State	65-9	L

Record: 1-9 Total: 99-393

## 1969

Coach: Carl A. DePasqua

Date	Opponent	Score	W/L
9/20	@UCLA	42-8	L
9/27	@Oklahoma	37-8	L
10/4	@Duke	14-12	W
10/11	Navy	46-19	W
10/18	Tulane	26-22	L
10/25	@West Virginia	49-18	L
11/1	Syracuse	21-20	W
11/8	Notre Dame	49-7	L
11/15	@Army	15-6	W
11/22	Penn State	27-7	L

Record: 4-6 Total: 166-287

## 1970

Coach: Carl A. DePasqua

Date	Opponent	Score	W/L
9/19	UCLA	24-15	L
9/26	@Baylor	15-10	W
10/3	Kent State	27-6	W
10/10	@Navy	10-8	W
10/17	West Virginia	36-35	W
10/24	Miami	28-17	W
10/31	@Syracuse	43-13	L
11/7	@Notre Dame	46-14	L
11/14	Boston College	21-6	L
11/21	@Penn State	35-15	L

Record: 5-5 Total: 179-245

## 1971

Coach: Carl A. DePasqua

Date	Opponent	Score	W/L
9/11	@UCLA	29-25	W
9/25	Oklahoma	55-29	L
10/2	@West Virginia	20-9	L
10/9	Navy	36-35	W
10/16	@Tulane	33-8	L
10/23	@Boston College	40-22	L
10/30	Syracuse	31-21	W
11/6	Notre Dame	56-7	L
11/13	@Army	17-14	L
11/20	Penn State	55-18	L
11/27	@Florida State	31-13	L

Record: 3-8 Total: 216-388

## 1972

Coach: Carl A. DePasqua

Date	Opponent	Score	W/L
9/9	Florida State	19-7	L
9/16	UCLA	38-28	L
9/23	@Air Force	41-13	L
9/30	Northwestern	27-22	L
10/7	@Tulane	38-6	L
10/14	@Notre Dame	42-16	L
10/21	Boston College	35-20	W
10/28	@Syracuse	10-6	L
11/4	West Virginia	38-20	L
11/11	@Navy	28-13	L
11/25	@Penn State	49-27	L

Record: 1-10 Total: 193-350

## 1973

Coach: John Majors

Date	Opponent	Score	W/L
9/15	@Georgia	7-7	T
9/22	Baylor	20-14	L
9/29	@Northwestern	21-14	W
10/6	Tulane	24-6	L
10/13	@West Virginia	35-7	W
10/20	@Boston College	28-14	W
10/27	Navy	22-17	W
11/3	Syracuse	28-14	W
11/10	Notre Dame	31-10	L
11/17	@Army	34-0	W
11/24	@Penn State	35-13	L
12/21	Arizona State*	28-7	L

Record: 6-5-1 Total: 225-211

\*Fiesta Bowl

## 1974

Coach: John Majors

Date	Opponent	Score	W/L
9/14	@Florida State	9-6	W
9/21	@Georgia Tech	27-17	W
9/28	U.S.C.	16-7	L
10/5	@North Carolina	45-29	L
10/12	West Virginia	31-14	W
10/19	Boston College	35-11	W
10/26	@Navy	13-11	W
11/2	@Syracuse	21-13	W
11/9	Temple	35-24	W
11/16	@Notre Dame	14-10	L
11/28	Penn State*	21-10	L

Record: 7-4 Total: 227-202

\*Home game at Three Rivers Stadium

## 1975

Coach: John Majors

Date	Opponent	Score	W/L
9/13	@Georgia	19-9	W
9/20	@Oklahoma	46-10	L
9/27	William & Mary	47-0	W
10/4	Duke	14-0	W
10/11	@Temple	55-6	W
10/18	@Army	52-20	W
10/25	Navy	17-0	L
11/1	@Syracuse	38-0	W
11/8	@West Virginia	17-14	L
11/15	Notre Dame	34-20	W
11/22	Penn State*	7-6	L
12/26	Kansas**	33-19	W

Record: 8-4 Total: 324-161

\*Home game at Three Rivers Stadium

\*\*Sun Bowl

## 1976

Coach: John Majors

Date	Opponent	Score	W/L
9/11	@Notre Dame	31-10	W
9/18	@Georgia Tech	42-14	W
9/25	Temple	21-7	W
10/2	@Duke	44-31	W
10/9	Louisville	27-6	W
10/16	Miami	36-19	W
10/23	@Navy	45-0	W
10/30	Syracuse	23-13	W
11/6	Army	37-7	W
11/13	West Virginia	24-16	W
11/26	@Penn State*	24-7	W
1/1	Georgia**	27-3	W

Record: 12-0 Total: 381-133

\*Road game at Three Rivers Stadium

\*\*Sugar Bowl

**1977**

Coach: Jackie Sherrill

Date	Opponent	Score	W/L
9/10	Notre Dame	19-9	L
9/17	William & Mary	28-6	W
9/24	@Temple	76-0	W
10/1	@Boston College	45-7	W
10/8	@Florida	17-17	T
10/15	Navy	34-17	W
10/22	Syracuse	28-21	W
10/29	Tulane	48-0	W
11/5	@West Virginia	44-3	W
11/12	Army*	52-26	W
11/19	Penn State	15-13	L
12/30	Clemson**	34-3	W

Record: 9-2-1 Total: 428-134

\*at East Rutherford, N.J.

\*\*Gator Bowl

**1978**

Coach: Jackie Sherrill

Date	Opponent	Score	W/L
9/16	@Tulane	24-6	W
9/23	Temple	20-12	W
9/30	North Carolina	20-16	W
10/7	@Boston College	32-15	W
10/14	@Notre Dame	26-17	L
10/21	Florida State	7-3	W
10/28	@Navy	21-11	L
11/4	@Syracuse	18-17	W
11/11	West Virginia	52-7	W
11/18	Army	35-17	W
11/25	@Penn State	17-10	L
12/23	NC State*	30-17	L

Record: 8-4 Total: 263-187

\*Tangerine Bowl

**1979**

Coach: Jackie Sherrill

Date	Opponent	Score	W/L
9/15	Kansas	24-0	W
9/22	@North Carolina	17-7	L
9/29	@Temple	10-9	W
10/6	Boston College	28-7	W
10/13	Cincinnati	35-0	W
10/20	@Washington	26-14	W
10/27	Navy	24-7	W
11/3	Syracuse	28-21	W
11/10	@West Virginia	24-17	W
11/17	@Army	40-0	W
11/24	@Penn State	29-14	W
12/25	Arizona*	16-10	W

Record: 11-1 Total: 291-116

\*Fiesta Bowl

**1980**

Coach: Jackie Sherrill

Date	Opponent	Score	W/L
9/13	Boston College	14-6	W
9/20	@Kansas	18-3	W
9/27	Temple	36-2	W
10/4	Maryland	38-9	W
10/11	@Florida State	36-22	L
10/18	West Virginia	42-14	W
10/25	@Tennessee	30-6	W
11/1	@Syracuse	43-6	W
11/8	Louisville	41-23	W
11/15	@Army	45-7	W
11/22	@Penn State	14-9	W
12/29	South Carolina*	37-9	W

Record: 11-1 Total: 380-130

\*Gator Bowl

**1981**

Coach: Jackie Sherrill

Date	Opponent	Score	W/L
9/5	Illinois	26-6	W
9/19	Cincinnati	38-7	W
10/3	@South Carolina	42-28	W
10/10	@West Virginia	17-0	W
10/17	Florida State	42-14	W
10/24	Syracuse	23-10	W
10/31	@Boston College	29-24	W
11/7	@Rutgers*	47-3	W
11/14	Army	48-0	W
11/21	@Temple	35-0	W
11/28	Penn State	48-14	L
1/1	Georgia**	24-20	W

Record: 11-1 Total: 385-160

\*at East Rutherford, N.J.

\*\*Sugar Bowl

**1982**

Coach: Serafino "Foge" Fazio

Date	Opponent	Score	W/L
9/9	North Carolina*	7-6	W
9/18	@Florida State	37-17	W
9/25	@Illinois	20-3	W
10/2	West Virginia	16-13	W
10/16	Temple	38-17	W
10/23	@Syracuse	14-0	W
10/30	Louisville	63-14	W
11/6	Notre Dame	31-16	L
11/13	@Army	24-6	W
11/20	Rutgers	52-6	W
11/26	@Penn State	19-10	L
1/1	S.M.U.**	7-3	L

Record: 9-3 Total: 300-139

\*Home game at Three Rivers Stadium

\*\*Cotton Bowl

**1983**

Coach: Serafino "Foge" Fazio

Date	Opponent	Score	W/L
9/3	@Tennessee	13-3	W
9/10	Temple	35-0	W
9/24	@Maryland	13-7	L
10/1	@West Virginia	24-21	L
10/8	Florida State	17-16	W
10/15	@Louisville	55-10	W
10/22	@Navy	21-14	W
10/29	Syracuse	13-10	W
11/5	@Notre Dame	21-16	W
11/12	Army	38-7	W
11/19	Penn State	24-24	T
1/2	Ohio State*	28-23	L

Record: 8-3-1 Total: 288-165

\*Fiesta Bowl

**1984**

Coach: Serafino "Foge" Fazio

Date	Opponent	Score	W/L
9/1	Brigham Young	20-14	L
9/15	Oklahoma	42-10	L
9/22	@Temple	13-12	L
9/29	West Virginia	28-10	L
10/6	East Carolina	17-10	W
10/13	@South Carolina	45-21	L
10/20	@Miami	27-7	L
10/27	Navy	28-28	T
11/3	@Syracuse	13-7	L
11/10	Tulane	21-10	W
11/24	@Penn State	31-11	W

Record: 3-7-1 Total: 178-247

**1985**

Coach: Serafino "Foge" Fazio

Date	Opponent	Score	W/L
8/31	Purdue	31-30	W
9/14	@Ohio State	10-7	L
9/21	Boston College	29-22	L
9/28	@West Virginia	10-10	T
10/5	South Carolina	42-7	W
10/12	NC State	24-10	W
10/19	@Rutgers*	38-10	W
10/26	@Navy	21-7	L
11/2	Syracuse	12-0	L
11/9	@Temple	21-17	W
11/23	Penn State	31-0	L

Record: 5-5-1 Total: 202-187

\*at East Rutherford, N.J.

**1986**

Coach: Mike Gottfried

Date	Opponent	Score	W/L
9/1	Maryland	10-7	L
9/13	@NC State	14-14	T
9/20	@Purdue	41-26	W
9/27	West Virginia	48-16	W
10/4	Temple	19-13	L
10/11	@Notre Dame	10-9	W
10/25	Navy	56-14	W
11/1	@Syracuse	24-20	L
11/8	Miami	37-10	L
11/15	Rutgers	20-6	W
11/22	@Penn State	34-14	L

Record: 5-5-1 Total: 253-209

**1987**

Coach: Mike Gottfried

Date	Opponent	Score	W/L
9/2	@Brigham Young	27-17	W
9/12	NC State	34-0	W
9/19	Temple	24-21	L
9/26	@West Virginia	6-3	W
10/3	Boston College	13-10	L
10/10	Notre Dame	30-22	W
10/24	@Navy	10-6	W
10/31	Syracuse	24-10	L
11/7	@Rutgers*	17-0	W
11/14	Penn State	10-0	W
11/21	Kent State	28-5	W
12/31	Texas**	32-27	L

Record: 8-4 Total: 230-146

\*at East Rutherford, N.J.

\*\*Bluebonnet Bowl

**1988**

Coach: Mike Gottfried

Date	Opponent	Score	W/L
9/3	Northern Iowa	59-10	W
9/17	Ohio State	42-10	W
9/24	West Virginia	31-10	L
10/1	@Boston College	34-31	L
10/8	Notre Dame	30-20	L
10/15	Temple	42-7	W
10/22	Navy	52-6	W
11/5	Rutgers	20-10	W
11/12	@Penn State	14-7	W
11/19	@NC State	14-3	L
12/3	@Syracuse	24-7	L

Record: 6-5 Total: 300-183

**1989**

Coach: Mike Gottfried

Date	Opponent	Score	W/L
9/2	Pacific	38-3	W
9/9	@Boston College	29-10	W
9/23	Syracuse	30-23	W
9/30	@West Virginia	31-31	T
10/7	@Temple	27-3	W
10/14	Navy	31-14	W
10/28	@Notre Dame	45-7	L
11/11	Miami	24-3	L
11/18	East Carolina	47-42	W
11/25	Penn State	16-13	L
12/2	Rutgers#	46-29	W
12/30	Texas A&M*+	31-28	W

Record: 8-3-1 Total: 333-268

#Emerald Isle Classic in Dublin, Ireland

\*John Hancock Bowl

+Coach Paul Hackett

**1990**

Coach: Paul Hackett

Date	Opponent	Score	W/L
9/1	Ohio	35-3	W
9/8	Boston College	29-6	W
9/15	@Oklahoma	52-10	L
9/22	@Syracuse	20-20	T
9/29	West Virginia	38-24	L
10/13	Rutgers	45-21	W
10/20	Louisville	27-20	L
10/27	Notre Dame	31-22	L
11/3	@Miami	45-0	L
11/10	Temple	28-18	L
11/24	@Penn State	22-17	L

Record: 3-7-1 Total: 240-293

**1991**

Coach: Paul Hackett

Date	Opponent	Score	W/L
8/31	@West Virginia	34-3	W
9/7	Southern Miss	35-14	W
9/14	Temple	26-7	W
9/28	@Minnesota	14-13	W
10/5	Maryland	24-20	W
10/12	@Notre Dame	42-7	L
10/19	Syracuse	31-27	L
10/26	@East Carolina	24-23	L
11/2	@Boston College	38-12	L
11/9	Rutgers	22-17	W
11/28	Penn State	32-20	L

Record: 6-5 Total: 244-241

**1992**

Coach: Paul Hackett

Date	Opponent	Score	W/L
9/5	Kent State	51-10	W
9/12	West Virginia	44-6	L
9/17	@Rutgers*	21-16	L
9/26	Minnesota	41-33	W
10/3	@Maryland	47-34	L
10/10	Notre Dame	52-21	L
10/17	@Temple	27-20	W
10/24	East Carolina	37-31	L
10/31	@Syracuse	41-10	L
11/14	Louisville	31-16	L
11/21	@Penn State	57-13	L
12/5	@Hawaii+	36-23	L

Record: 3-9 Total: 289-429

\*Thursday night (ESPN)

+Interim Head Coach Sal Sunseri

# GAME-BY-GAME RESULTS

## 1993

Coach: John Majors

Date	Opponent	Score	W/L
9/2	@Southern Miss*	14-10	W
9/11	Virginia Tech	63-21	L
9/18	Ohio State	63-28	L
10/2	Louisville	29-7	L
10/9	@Notre Dame	44-0	L
10/16	Syracuse	24-21	L
10/23	@West Virginia	42-21	L
10/28	@Rutgers*+	21-10	W
11/6	Miami	35-7	L
11/13	Boston College	33-0	L
11/20	@Temple	28-10	W

Record: 3-8 Total: 168-363

\*Thursday night (ESPN)  
+ at East Rutherford, N.J.

## 1994

Coach: John Majors

Date	Opponent	Score	W/L
9/3	Texas	30-28	L
9/10	Ohio	30-16	W
9/17	@Ohio State	27-3	L
9/24	Boston College	21-9	L
10/1	@Louisville	33-29	L
10/8	@Syracuse	31-7	L
10/15	West Virginia	47-41	L
10/22	@Virginia Tech	45-7	L
10/29	Temple	45-19	W
11/12	@Miami	17-12	L
11/19	Rutgers	35-21	W

Record: 3-8 Total: 246-307

## 1995

Coach: John Majors

Date	Opponent	Score	W/L
9/2	Washington State	17-13	W
9/9	E. Michigan	66-30	W
9/16	@Texas	38-27	L
9/23	Ohio State	54-14	L
9/30	Virginia Tech	26-16	L
10/7	@Boston College	17-0	L
10/14	@Temple	29-27	L
10/21	Miami	17-16	L
10/28	@Rutgers	42-24	L
11/11	Syracuse	42-10	L
11/24	@West Virginia	21-0	L

Record: 2-9 Total: 217-339

## 1996

Coach: John Majors

Date	Opponent	Score	W/L
8/31	West Virginia	34-0	L
9/7	Kent State	52-14	W
9/14	Houston	42-35 (OT)	L
9/21	@Ohio State	72-0	L
9/28	@Miami	45-0	L
10/5	Temple	53-52	W
10/12	@Syracuse	55-7	L
10/26	@Virginia Tech	34-17	L
10/31	Boston College+	20-13	W
11/16	@Notre Dame	60-6	L
11/30	Rutgers	24-9	W

Record: 4-7 Total: 214-430

+Thursday night (ESPN)

## 1997

Coach: Walt Harris

Date	Opponent	Score	W/L
8/30	SW Louisiana	45-13	W
9/6	@Penn State	34-17	L
9/13	@Houston	35-24	W
9/18	Miami+	21-17	W
10/4	@Temple	17-13	L
10/11	Notre Dame	45-21	L
10/25	@Rutgers	55-48 (2OT)	W
11/1	@Boston College	22-21	L
11/15	Syracuse	32-27	L
11/22	Virginia Tech	30-23	W
11/28	@West Virginia	41-38 (3OT)	W
12/31	Southern Miss*	41-7	L

Record: 6-6 Total: 333-354

+Thursday night (ESPN)  
\*AXA/Equitable Liberty Bowl

## 1998

Coach: Walt Harris

Date	Opponent	Score	W/L
9/5	Villanova	48-41	W
9/19	Penn State	20-13	L
9/26	@Virginia Tech	27-7	L
10/3	Akron	35-0	W
10/10	@North Carolina	29-10	L
10/17	Rutgers	25-21	L
10/31	@Syracuse	45-28	L
11/7	Temple	34-33	L
11/14	Boston College	23-15	L
11/19	@Miami+	38-10	L
11/27	West Virginia*	52-14	L

Record: 2-9 Total: 234-334

\*Home game at Three Rivers Stadium  
+Thursday night (ESPN)

## 1999

Coach: Walt Harris

Date	Opponent	Score	W/L
9/4	Bowling Green	30-10	W
9/11	@Penn State	20-17	L
9/18	Kent State	30-23	W
10/2	Temple	55-24	W
10/7	Syracuse+	24-17	L
10/16	@Boston College	20-16	L
10/23	@Rutgers	38-15	W
10/30	Virginia Tech	30-17	L
11/6	Miami	33-3	L
11/13	Notre Dame	37-27	W
11/27	@West Virginia	52-21	L

Record: 5-6 Total: 281-278

+Thursday night (ESPN)

## 2000

Coach: Walt Harris

Date	Opponent	Score	W/L
9/2	Kent State	30-7	W
9/9	@Bowling Green	34-16	W
9/16	Penn State	12-0	W
9/23	Rutgers	29-17	W
10/7	@Syracuse	24-17 (2OT)	L
10/21	Boston College	42-26	W
10/28	@Virginia Tech	37-34	L
11/4	North Carolina	20-17	L
11/11	@Miami	35-7	L

11/18	@Temple	7-0	W
11/24	West Virginia	38-28	W
12/28	Iowa State*	37-29	L

Record: 7-5 Total: 296-247

\*Insight.com Bowl  
Note: All home games played at Three Rivers Stadium

## 2001

Coach: Walt Harris

Date	Opponent	Score	W/L
9/1	East Tenn. State	31-0	W
9/8	South Florida	35-26	L
9/27	Miami	43-21	L
10/6	@Notre Dame	24-7	L
10/13	Syracuse	42-10	L
10/20	@Boston College	45-7	L
10/27	@Temple	33-7	W
11/3	Virginia Tech	38-7	W
11/10	@Rutgers	42-0	W
11/24	@West Virginia	23-17	W
12/1	UAB#	24-6	W
12/20	NC State*	34-19	W

Record: 7-5 Total: 296-245

\*Visit Florida Tangerine Bowl  
#originally scheduled for Sept. 15

## 2002

Coach: Walt Harris

Date	Opponent	Score	W/L
8/31	Ohio	27-14	W
9/7	Texas A&M	14-12	L
9/14	@UAB	26-20	W
9/21	Rutgers	23-3	W
9/28	Toledo	37-19	W
10/5	@Syracuse	48-24	W
10/12	@Notre Dame	14-6	L
10/26	Boston College	19-16 (OT)	W
11/2	@Virginia Tech	28-21	W
11/9	Temple	29-22	W
11/21	@Miami	28-21	L
11/30	West Virginia	24-17	L
12/26	Oregon State*	38-13	W

Record: 9-4 Total: 331-232

\*Insight Bowl

## 2003

Coach: Walt Harris

Date	Opponent	Score	W/L
9/6	Kent State	43-3	W
9/13	Ball State	42-21	W
9/20	@Toledo	35-31	L
9/27	@Texas A&M	37-26	W
10/11	Notre Dame	20-14	L
10/18	@Rutgers	42-32	W
10/25	Syracuse	34-14	W
11/1	@Boston College	24-13	W
11/8	Virginia Tech	31-28	W
11/15	@West Virginia	52-31	L
11/22	@Temple	30-16	W
11/29	Miami	28-14	L
12/27	Virginia*	23-16	L

Record: 8-5 Total: 389-311

\*Continental Tire Bowl

## 2004

Coach: Walt Harris

Date	Opponent	Score	W/L
9/11	Ohio	24-3	W
9/18	Nebraska	24-17	L
9/25	Furman	41-38 (OT)	W
9/30	@Connecticut+	29-17	L
10/9	@Temple	27-22	W
10/16	Boston College	20-17 (OT)	W
10/23	Rutgers	41-17	W
11/6	@Syracuse	31-38 (2OT)	L
11/13	@Notre Dame	41-38	W
11/25	West Virginia+	16-13	W
12/4	@South Florida#	43-14	W
1/1	Utah*	35-7	L

Record: 8-4 Total: 325-288

+Thursday night (ESPN)  
#originally scheduled for Sept. 6  
\*Tostitos Fiesta Bowl