

OHIO STATE CAPTAINS

1899	G.M. Karshner	1929	George Van Heyde	1957	Gene Millard	1980	Kelvin Ransey	1995	Doug Etzler
1900	G.M. Karshner	1930	Wesley Fesler	1958	Frank Howard		Herb Williams	1996	Rick Yudt
1901	Henry Houghton	1931	Richard Larkins		James Laughlin	1981	Carter Scott	1997	Damon Stringer
1903	Walter Klie	1932	Joe Hoffer	1959	Joe Carlson		Herb Williams		Otis Winston
1904	Paul McClure	1933	Howard Mattison		Larry Houston	1982	Larry Huggins	1998	Neshaun Coleman
1905	Louis Hegelheimer	1934	Fred Conrad	1960	Joe Roberts		Clark Kellogg	1999	Neshaun Coleman
1906	Thomas Foster	1935	William Beitner		Dick Furry	1983	Granville Waiters		Scoonie Penn
1907	Walter Barrington	1936	Warren Whitlinger	1961	Larry Siegfried		Larry Huggins		Jason Singleton
1908	H.J. Moore	1937	Tippy Dye	1962	John Havlicek	1984	Ronnie Stokes	2000	Scoonie Penn
1909	Henry Taylor	1938	James McDonald	1963	Douglas McDonald		Tony Campbell		Michael Redd
1910	Dick Rigby	1939	James Hull	1964	Gary Bradds	1985	Troy Taylor	2001	Ken Johnson
1911	Carl Spangler	1940	Robert Lynch	1965	Dick Ricketts		Ronnie Stokes		Brian Brown
1913	Archer Reilly	1941	Gil Mickelson	1966	Bob Dove		Dave Jones	2002	Brian Brown
1914	Dean Richmond	1942	Jack Graf	1967	Ron Sepic		Joe Concheck	2003	Sean Connolly
1915	Boyd Cherry	1943	Fred Miller	1968	Bill Hosket Jr.	1986	Brad Sellers		Brent Darby
1916	Dwight Ginn	1944	Don Grate	1969	Denny Meadors		Dennis Hopson	2004	Velimir Radinovic
1917	Don Leader	1945	Rodney Caudill	1970	Dave Sorenson	1987	Dennis Hopson	2005	Terence Dials
1918	Charles Bolen	1946	Ray Snyder	1971	Jim Clemons	1988	Curtis Wilson	2006	Terence Dials
1919	Edgar Weltner	1947	Paul Huston	1972	Mark Minor		John Anderson		Je'Kel Foster
1920	Clarence McDonald	1948	Robert Donham	1973	Allan Hornyak	1989	Jay Burson		J.J. Sullinger
1921	William Slyker	1949	Bob Raidiger	1974	Wardell Jackson		Jerry Francis		Matt Sylvester
1922	A. Greenspun	1950	Dick Schnittker	1975	Bill Andreas		Tony White	2007	Game-by-Game
1923	Dudley Robinson	1951	James Remington	1976	Craig Taylor	1990	Perry Carter	2008	Jamar Butler
1924	Johnny Miner	1952	John Karaffa	1977	Larry Bolden	1991	Perry Carter		Othello Hunter
1925	George Cameron	1953	Tom Williams	1978	Mike Cline	1992	Jamaal Brown		David Lighty
1926	Ralph Sieffer	1954	Paul Ebert		Terry Burris	1993	Tom Brandewie		Matt Terwilliger
1927	William Hunt	1955	John Miller	1979	Kelvin Ransey		Alex Davis		
1928	Robin Bell	1956	Donald Kelley		Rick Smith	1994	Rickey Dudley		
					Mike Cline		Jamie Skelton		



tom brandewie



michael redd

ALL-AMERICANS



JOHNNY MINER
FORWARD – 1925



JIMMY HULL
FORWARD – 1939




DICK SCHNITTKER
FORWARD – 1950



PAUL EBERT
CENTER – 1954



ROBIN FREEMAN
GUARD – 1956



FRANK HOWARD
FORWARD – 1957



LARRY SIEGFRIED
GUARD – 1961

Dick Schnittker

Born: May 5, 1928 • Lettered: 1948-49-50 • 6-5, 206 • Hometown: Sandusky, Ohio

Season	G	FGM/FGA	%	FTM/FTA	%	Reb.	Avg.	Pts.	Avg.
1946-47	2	1/6	.167	0/0	.000	—	—	2	1.0
1947-48	20	116/281	.413	90/—	.750	—	—	322	16.1
1948-49	19	125/312	.400	39/86	.688	—	—	336	21.3
1949-50	22	158/390	.405	153/204	.750	—	—	469	21.3
Totals	63	400/946	.423	329/449	.733			1,129	17.9

Paul Ebert

Born: Aug. 11, 1932 • Lettered: 1952-53-54 • 6-4, 188 • Hometown: Columbus, Ohio

Season	G	FGM/FGA	%	FTM/FTA	%	Reb.	Avg.	Pts.	Avg.
1951-52	22	168/—	—	107/—	—	—	—	443	20.1
1952-53	22	166/443	.375	145/238	.609	—	—	477	21.7
1953-54	22	176/404	.436	164/243	.675	—	—	576	23.4
Totals	66	510/1,313	.388	416/672	.619			1,436	21.8

Robin Freeman

Born: April 8, 1934 • Lettered: 1954-55-56 • 5-11, 160 • Hometown: Cincinnati, Ohio

Season	G	FGM/FGA	%	FTM/FTA	%	Reb.	Avg.	Pts.	Avg.
1953-54	22	185/461	.401	95/122	.779	—	—	465	21.1
1954-55	13	149/341	.437	111/137	.810	—	—	409	31.5
1955-56	22	259/562	.461	203/253	.810	—	—	723	32.9
Totals	57	593/1,364	.435	411/512	.803			1,597	28.0

Frank Howard

Born: June 29, 1938 • Lettered: 1956-57-58 • 6-5, 212 • Hometown: Columbus, Ohio

Season	G	FGM/FGA	%	FTM/FTA	%	Reb.	Avg.	Pts.	Avg.
1955-56	22	122/288	.423	89/129	.690	—	—	333	15.1
1956-57	22	170/374	.455	102/159	.64	336	15.3	442	20.1
1957-58	22	153/382	.401	66/122	.541	229	10.4	372	16.9
Totals	66	445/1,044	.426	257/410	.627	635	14.4	1,147	17.4

Larry Siegfried

Born: May 22, 1939 • Lettered: 1959-60-61 • 6-3, 196 • Hometown: Shelby, Ohio

Season	G	FGM/FGA	%	FTM/FTA	%	Reb.	Avg.	Pts.	Avg.
1958-59	22	148/371	.399	136/164	.829	129	5.8	432	19.6
1959-60	28	145/311	.466	81/108	.755	107	3.8	371	13.2
1960-61	28	151/314	.481	123/143	.860	141	9.6	425	15.2
Totals	78	444/996	.446	340/415	.819	377	4.8	1,228	15.7

John Havlicek

Born: April 8, 1940 • Lettered: 1960-61-62 • 6-5, 205 • Hometown: Lansing, Ohio

Season	G	FGM/FGA	%	FTM/FTA	%	Reb.	Avg.	Pts.	Avg.
1959-60	28	144/312	.461	53/74	.716	205	7.3	341	12.2
1960-61	28	173/321	.539	61/87	.701	244	8.7	407	14.5
1961-62	28	196/377	.520	83/109	.761	271	9.6	475	16.9
Totals	84	513/1,010	.508	197/270	.730	720	8.6	1,223	14.6



JOHN HAVLICEK
FORWARD – 1962



JERRY LUCAS
CENTER – 1962



GARY BRADDS
CENTER – 1964



ALLAN HORNYAK
GUARD – 1973

Jerry Lucas

Born: March 30, 1940 • Lettered: 1960-61-62 • 6-8, 225 • Hometown: Middletown, Ohio

Season	G	FGM/FGA	%	FTM/FTA	%	Reb.	Avg.	Pts.	Avg.
1959-60	27	283/444	.637	144/187	.770	442	16.3	710	26.3
1960-61	27	256/411	.623	159/208	.764	470	17.4	671	24.8
1961-62	28	237/388	.611	135/169	.799	499	17.8	609	21.7
Totals	82	776/1,243	.624	438/564	.777	1,411	17.2	1,990	24.3

Gary Bradds

Born: June 26, 1942 • Lettered: 1962-63-64 • 6-8, 200 • Hometown: Jamestown, Ohio

Season	G	FGM/FGA	%	FTM/FTA	%	Reb.	Avg.	Pts.	Avg.
1961-62	26	50/72	.694	23/40	.575	72	2.7	123	4.7
1962-63	24	237/453	.523	198/248	.798	312	13.0	672	28.0
1963-64	24	276/527	.523	183/231	.792	322	13.4	735	30.6
Totals	74	563/1,052	.535	404/519	.778	706	9.5	1,530	20.7

Allan Hornyak

Lettered: 1971-72-73 • 6-1, 187 • Hometown: Bellaire, Ohio

Season	G	FGM/FGA	%	FTM/FTA	%	Reb.	Avg.	Pts.	Avg.
1970-71	24	217/452	.480	114/147	.776	118	4.9	548	22.8
1971-72	19	148/359	.412	115/140	.821	70	3.6	411	21.6
1972-73	24	224/496	.452	128/164	.780	91	3.7	576	24.0
Totals	69	604/1,343	.450	364/458	.795	286	4.1	1,572	22.8

Kelvin Ransey

Born: May 3, 1958 • Lettered: 1977-78-79-80 • 6-1, 182 • Hometown: Toledo, Ohio

Season	G	FGM/FGA	%	FTM/FTA	%	Reb.	Avg.	Pts.	Avg.
1976-77	25	149/365	.408	29/37	.784	84	3.4	327	13.1
1977-78	27	207/420	.493	60/81	.741	100	3.7	474	17.5
1978-79	31	282/516	.547	100/132	.758	112	3.6	664	21.4
1979-80	29	189/387	.488	91/109	.835	121	4.1	469	16.2
Totals	112	827/1,688	.490	280/359	.780	417	3.7	1,934	17.3

Dennis Hopson

Born: April 22, 1965 • Lettered: 1984-85-86-87 • 6-5, 194 • Hometown: Toledo, Ohio

Season	G	FGM/FGA	%	FTM/FTA	%	Reb.	Avg.	Pts.	Avg.
1983-84	29	63/133	.474	29/35	.828	108	3.7	155	5.3
1984-85	30	120/243	.494	53/72	.736	142	4.8	293	9.8
1985-86	33	275/505	.545	140/180	.778	193	5.8	690	20.9
1986-87	33	338/653	.518	215/264	.814	84	2.5	958	29.0
Totals	125	796/1,534	.519	437/551	.793	712	5.7	2,096	16.8

Jim Jackson

Born: Oct. 14, 1970 • Lettered: 1990-91-92 • 6-6, 220 • Hometown: Toledo, Ohio

Season	G	FGM/FGA	%	FTM/FTA	%	Reb.	Avg.	Pts.	Avg.
1989-90	30	194/389	.499	73/93	.785	166	5.5	482	16.1
1990-91	31	228/441	.517	112/149	.752	169	5.5	585	18.9
1991-92	32	264/535	.493	146/180	.811	217	6.8	718	22.4
Totals	93	686/1,335	.514	331/422	.784	552	5.9	1,785	19.2

Greg Oden

Born: Jan. 22, 1988 • Lettered: 2007 7-0, 270 • Hometown: Indianapolis, Ind.


Season	G	FGM/FGA	%	FTM/FTA	%	Reb.	Avg.	Pts.	Avg.
2006-07	32	189/307	.616	123/196	.628	306	9.6	501	15.7
Totals	32	189/307	.616	123/196	.628	306	9.6	501	15.7




KELVIN RANSEY
GUARD – 1980



DENNIS HOPSON
GUARD – 1987



JIM JACKSON
GUARD – 1992



GREG ODEN
CENTER – 2007


BUCKEYE GREATS

>> **JOHNNY MINER**
Ohio State's first All-American (1925)

>> **GARY BRADDS**
1962-64

>> **JIM CLEAMONS**
1969-71

>> **JIMMY HULL**
1939 All-American
Played in the first NCAA Finals



gary bradds



jim clemons

The late Gary Bradds was a two-time All-American for the Buckeyes, winning those honors his junior and senior years. Additionally, the 6-foot-8-inch Buckeye center was the national player of the year in 1964 when he averaged 30.6 points and 13.4 rebounds per game.

Bradds, a spindly, raw-boned product of Jamestown, Ohio, was a top reserve in 1962 and played in the national championship game when regular center Jerry Lucas was sub-par with a knee injury. As a junior, he replaced Lucas and averaged 28 points and 13 rebounds a game, helping the Buckeyes to a 20-4 record and a share of the Big Ten title.

Ohio State also shared the conference title his senior season, but failed to go to the NCAA tournament either year because of the championship format at the time. During his senior year, Bradds put together an incredible string of six-consecutive 40-point games, including a school-record 49 points against Illinois (2/10/64).

His 735 points that year is the second highest total in OSU history, trailing only Dennis Hopson's 958 in 1987. He ranks 12th in career scoring (1,530 points) at Ohio State.

Bradds was the second Buckeye men's basketball player to have his jersey number retired. Bradds had his No. 35 hoisted to the rafters at Value City Arena during a halftime ceremony Jan. 27, 2001 vs. Michigan State.

Statistics tell only a small part of the story when it comes to Jim Clemons. As captain of the 1971 team, he guided the sophomore-dominated Buckeyes to the Big Ten title and a win over No. 2 Marquette in the NCAA regional. Only an overtime loss to Western Kentucky in the regional finals kept Ohio State from an appearance in the Final Four. Clemons was one of the finest leaders Ohio State has ever produced. A totally unselfish player, he was the glue that held the young Buckeyes together and inspired them to greater heights in 1971. At the end of that season, he was a unanimous choice as the Big Ten's most valuable player.

The 6-foot 5-inch Clemons played forward as a sophomore and junior, but moved to point guard as a senior. He played the last month of the season with a broken wrist as the Buckeyes wrapped up their first Big Ten title since 1964. Nicknamed "The Cougar" because of his quickness, the slick left-hander scored 1,335 points during his career. His career average of 18.5 points per game is good for 10th place on the all-time OSU list. He also is seventh in career field goal percentage with a .542 figure. Clemons was a first round pick of the Los Angeles Lakers.

He spent four years as an assistant coach with the Buckeyes and seven seasons as an assistant with the Chicago Bulls. He coached the Dallas Mavericks prior to taking over the ABL expansion franchise in Chicago for the 1998-99 season. Clemons spent several years with Phil Jackson in Los Angeles, spent time with the New Orleans Hornets and has been reunited in L.A. again in 2006 with Jackson and the Lakers.

BRADDS' CAREER STATISTICS

Year	G-GS	Min./Avg.	Total		3-Point		FT-FTA	Pct.	Rebounds				PF-D	Ast	TO	Blk	Stl	Pts.- Avg.
			FG-FGA	Pct.	FG-FGA	Pct.			Off	Def	Tot	Avg.						
1962	26	--	50-72	.694			23-40	.575			72	2.8		26				123-4.7
1963	24	--	237-453	.523			198-248	.798			312	13.0		69				672-28.0
1964	24	--	276-527	.523			183-231	.792			322	13.4		68				735-30.6
Totals	74		563-1,052	.535			404-519	.778			706	9.5		163				1,530-20.7

CLEAMONS' CAREER STATISTICS

Year	G-GS	Min./Avg.	Total		3-Point		FT-FTA	Pct.	Rebounds				PF-D	Ast	TO	Blk	Stl	Pts.- Avg.
			FG-FGA	Pct.	FG-FGA	Pct.			Off	Def	Tot	Avg.						
1969	24		137-270	.507			125-163	.767			178	7.4		57				399-16.9
1970	24		211-353	.598			96-124	.774			193	8.0		60				518-21.6
1971	24		157-308	.510			104-140	.743			151	6.3		62				418-17.4
Totals	72		505-931	.542			325-427	.761			522	7.3		179				1,335-18.5

BUCKEYE GREATS

»» ROBIN FREEMAN 1954-56

As far as most Ohio State basketball experts are concerned, little Robin Freeman ranks as one of the most exciting players ever to wear the scarlet and gray. A 5-foot-11-inch guard, Freeman was the first Ohio State player to include the jump shot in his offensive repertoire.

Freeman did not letter as a sophomore but he averaged 31.5 points through the first 13 games of his junior year before being sidelined with health problems that forced him to miss the final nine games of the year. Although he played in just 13 games that year, he was a consensus All-America pick. He had more points in 13 games than any of his teammates could manage in 22.

The Cincinnati native picked up as a senior where he had left off as a junior, averaging a school record 32.9 points per game and helping OSU to a 16-6 record. He also earned All-America honors that year, thus becoming Ohio State's first two-time basketball All-American.

Freeman's career scoring average of 28 points a game is the best in Ohio State history. His career total of 1,597 points in just 57 games is good for 10th place on the all-time OSU scoring list. Additionally, his 723 points in 1956, a school record at the time, is still the third highest one-season total at OSU, behind Dennis Hopson's 958 in 1987 and Gary Bradds' 735 in 1964.

»» JOHN HAVLICEK 1960-62


Although he probably was better known for his exploits as a member of the Boston Celtics, John Havlicek was an undeniably great college player. He was a three-year starter for the Buckeyes between 1960 and '62 and he helped the team to a 78-6 record, three-consecutive Final Fours and the 1960 National Championship. He was a two-time All-Big Ten pick and a first-team All-American as a senior.

Havlicek also was a two-time pick on the all-tournament team at the Final Four. He scored 1,223 points during his career, a total that is 26th on the all-time OSU scoring list. The 6-foot-5-inch forward also averaged 8.6 rebounds and still ranks 11th in that department. Havlicek holds several OSU records, including the best shooting performance in a game, a perfect nine-of-nine against Michigan in 1961. That effort was tied by Brian Brown against Florida State in 2000. After playing at Ohio State, Havlicek was drafted by the Cleveland Browns in the NFL and the Celtics.

The last player cut by the Browns (all-pro flanker Gary Collins was the player they kept), Havlicek went on to a distinguished career with the Boston Celtics, first as a sixth man and later as a starter.

Few players played the game with more intensity and few were better at accepting the challenge at the defensive end of the floor. He is a member of the Basketball Hall of Fame.

Havlicek's No. 5 jersey was retired during the 2004-05 season (vs. Wisconsin, Feb. 27). He is one of four Ohio State men's basketball players to have his number officially retired.



john havlicek

FREEMAN'S CAREER STATISTICS

Year	G-GS	Min./Avg.	Total		3-Point		FT-FTA	Pct.	Rebounds				PF-D	Ast	TO	Blk	Stl	Pts.- Avg.
			FG-FGA	Pct.	FG-FGA	Pct.			Off	Def	Tot	Avg.						
1954	22		185-461	.401			95-122	.779										465-21.1
1955	13		149-341	.437			111-137	.810										409-31.5
1956	22		259-562	.461			205-253	.810										723-32.9
Totals	57		593-1,364	.435			411-512	.803					125					1,597-28.0

HAVLICEK'S CAREER STATISTICS

Year	G-GS	Min./Avg.	Total		3-Point		FT-FTA	Pct.	Rebounds				PF-D	Ast	TO	Blk	Stl	Pts.- Avg.
			FG-FGA	Pct.	FG-FGA	Pct.			Off	Def	Tot	Avg.						
1960	28		144-312	.462			53-74	.716			205	7.3		61				341-12.2
1961	28		173-321	.539			61-87	.701			244	8.7		55				407-14.5
1962	28		196-377	.520			83-109	.761			271	9.7		55				475-17.0
Totals	84		513-1,010	.508			197-270	.730			720	8.6		171				1,223-14.6

BUCKEYE GREATS

>> DENNIS HOPSON 1984-87 >> BILL HOSKET 1966-68

If ever a player saved his best for last, it was Dennis Hopson. After respectable, but certainly not spectacular, sophomore and junior years, Hopson thrust himself into the national spotlight as a senior by averaging 29 points a game. Second nationally in scoring that year, Hopson was named the 1987 United Press International Big Ten Player of the Year and was accorded a spot on The Sporting News' All-America team.

Thanks to a school record 958 points in 1987, "Hop" is the Buckeyes' all-time leading scorer with a point total of 2,096 points in 125 games. The 6-foot-5-inch forward holds several other school records, including the mark for most field goals made in a season — 338 as a senior — and most free throws made (215). He also handed out an impressive 120 assists and had 71 steals as a senior. Hopson's scoring average in his final season is the third best in OSU history and ranks second in career steals (164).

After graduation, Hopson was a first-round pick of the New Jersey Nets.

He was selected to the OSU Athletics Hall of Fame in 1994 and recently earned his diploma from Ohio State with a degree in education (2006).

Hopson joins the coaching staff of Northwood University in West Palm Beach, Fla., in 2007 for his first season as assistant coach.

Bill Hosket Jr., was captain and MVP of the 1968 Ohio State team which won the Big Ten title in a playoff and then went on to finish third at the NCAA championships by beating an Elvin Hayes-led Houston squad in the consolation game.

Hosket averaged 20.1 points and 11.4 rebounds as a senior, leading the Buckeyes to a 21-8 record. He was an All-Big Ten pick at forward that year. As a junior, the 6-foot-8-inch Hosket, whose father, Bill Sr., also played for Ohio State, was an All-Big Ten choice at center, averaging 19.6 points and 12.6 rebounds.

Hosket was a three-year starter for the Buckeyes, leading OSU in rebounding and scoring all three of those years and pacing the team in field goal percentage as a sophomore and junior. He scored 1,441 points in 74 games, a total that places him 17th on the OSU career scoring list.

He also pulled down 910 rebounds, the fourth highest total in Ohio State history, and averaged 12.3 rebounds per game, a figure that is second only to Jerry Lucas' 17.2 average.

Hosket was selected to the 1968 Olympic team and then played with the New York Knicks. He also has the distinction of being Ohio State's first Academic All-American in basketball.



dennis hopson



bill hosket

HOPSON'S CAREER STATISTICS

Year	G-GS	Min./Avg.	Total		3-Point		FT-FTA		Rebounds		PF-D	Ast	TO	Blk	Stl	Pts.- Avg.
			FG-FGA	Pct.	FG-FGA	Pct.	Off	Def	Tot	Avg.						
1984	29-9	541/18.7	63-133	.474			29-35	.829	108	3.7	38	22	34	14	21	155-5.3
1985	30-21	764/25.5	120-243	.494			53-72	.736	142	4.7	62	45	47	9	18	293-9.8
1986	33-33	1,148/34.8	275-505	.545			140-180	.778	193	5.8	52	71	103	17	54	690-20.9
1987	33-33	1,158/35.1	338-653	.515	67-160	.419	215-264	.814	269	8.2	75	120	92	19	71	958-29.0
Total	125-96	3,611/28.9	796-1,534	.519	67-160	.419	437-551	.793	712	5.7	220	258	276	59	164	2,096-16.8

HOSKET'S CAREER STATISTICS

Year	G-GS	Min./Avg.	Total		3-Point		FT-FTA		Rebounds		PF-D	Ast	TO	Blk	Stl	Pts.- Avg.
			FG-FGA	Pct.	FG-FGA	Pct.	Off	Def	Tot	Avg.						
1966	24		179-388	.486			87-116	.750	314	13.1	87					445-18.5
1967	21		154-282	.546			104-159	.654	264	12.6	78					412-19.6
1968	29		228-422	.540			128-190	.674	332	11.4	108					584-20.1
Totals	74		561-1,072	.523			319-465	.686	910	12.3	273					1,441-19.5

JACKSON'S CAREER STATISTICS

Year	G-GS	Min./Avg.	Total		3-Point		FT-FTA		Rebounds		PF-D	Ast	TO	Blk	Stl	Pts.- Avg.
			FG-FGA	Pct.	FG-FGA	Pct.	Off	Def	Tot	Avg.						
1990	30-30	1,035/34.5	194-389	.499	21-59	.356	73-93	.785	166	5.5	81	110	96	14	39	482-16.1
1991	31-31	997/32.2	228-411	.517	17-51	.333	112-149	.752	169	5.5	69	133	100	24	55	585-18.9
1992	32-32	1,133/35.4	264-535	.493	44-108	.407	146-180	.811	217	6.8	69	129	108	8	53	718-19.2
Total	93-93	3,165/34.0	686-1,335	.514	82-218	.376	331-422	.784	552	5.9	219	372	304	46	147	1,785-19.2

BUCKEYE GREATS

» JIM JACKSON 1990-92

A three-year starter for the Buckeyes, Jim Jackson helped restore Ohio State basketball glory by leading OSU to three NCAA tournaments and two Big Ten championships in an abbreviated career. A clutch player with a penchant for making the game-winning play, Jackson started 93-consecutive games for Ohio State before opting to skip his final year of college ball and go directly to the NBA.

The 6-foot-6-inch guard/forward was the 1990 Big Ten Freshman of the Year and the Big Ten player of the year in each of the next two seasons. Jackson also was a two-time All-American, and was selected by United Press International as the college player of the year as a junior.

Jackson scored 1,785 points during his career and is the sixth leading scorer in Ohio State history. His career scoring average of 19.2 points a game is the ninth best in OSU annals. He led Ohio State in scoring in each of his three years as a starter and was the Buckeyes' leading rebounder as a junior.

He also ranks among the school's career leaders in assists (372/8th) and steals (147/8th-tie). At the end of his junior year, Jackson was the fourth player taken in the NBA draft by the Dallas Mavericks. He last played for the Phoenix Suns in 2005.

Jackson was the third Buckeye men's basketball player to have his jersey number retired. Jackson had his No. 22 hoisted to the rafters at Value City Arena during a halftime ceremony Feb. 10, 2001 vs. Wisconsin. He is currently working as a basketball analyst for the Big Ten Network.



jim jackson

» CLARK KELLOGG 1980-82


Clark Kellogg broke into the OSU lineup early in his freshman year and was a starter the next two years before passing up his senior season in favor of the NBA. At the end of his junior year, he was a first-round pick of the Indiana Pacers.

During his OSU career, the 6-foot-8-inch Kellogg averaged 14.9 points and 10.1 rebounds, scoring 1,285 points and pulling down 872 rebounds in 86 games.

He was the 1982 Big Ten's Most Valuable Player, when he averaged 16.1 points and 10.5 rebounds per game. His best year statistically, however, was in 1981, when he averaged 17.3 points and 12.0 rebounds.

Kellogg led the Buckeyes in both scoring and rebounding as a sophomore and junior. He is 22nd in career scoring and fifth in career rebounding at OSU. He also ranks fifth in career rebounding average and 10th in blocked shots.

When his professional career ended prematurely because of a knee injury, he began a broadcasting career with the Indiana Pacers' radio network. He currently works as the lead college basketball analyst for CBS Sports. He was a studio host and color analyst for 16 years before making the move in the summer of 2008 to CBS's lead college basketball analyst. He will call his first Final Four in 2009.



clark kellogg

» JERRY LUCAS 1960-62

Still considered by many as the finest player the Big Ten has ever produced, Jerry Lucas was a three-time All-American for the Buckeyes between 1960 and 1962.

During the Lucas era, Ohio State posted a 78-6 record, won three Big Ten titles, captured the 1960 national championship and was runner-up in both 1961 and '62. The only three-time choice as the Big Ten player of the year, he also was a two-time pick as the MVP of the Final Four and was the national player of the year as both a junior and senior.

The 6-foot-8-inch Lucas led the nation in field goal shooting for three-consecutive years and still holds the OSU career record for field goal percentage with a .624 figure. At the time he graduated, Lucas was OSU's all-time leading scorer with 1,990 points in 82 games, an average of 24.3 points a game. He currently holds down third place on the point list. Lucas could have scored much more if he chose to do so, but he was a total team player and would willingly pass up an open shot in order to get the ball to a teammate.

Lucas holds the OSU single-season (17.8, Sr.) and career (17.2) rebounding records. His 1,411 career rebounds is a school record.

In both 1960 and 1961, he was voted the most outstanding player of the NCAA Final Four. He connected on 16-of-24 field goals and all three free throws in 1960 on his way to 35 points. He also collected 23 rebounds that year in the two games.

In 1961, his junior year, Lucas hit 20-of-28 shots from the field and 16-of-17 free throws while gathering 25 rebounds in the two Final Four contests.

After graduation, Lucas starred in the NBA, playing with Cincinnati, San Francisco and New York.

The late Wilt Chamberlin called Lucas the toughest player he had ever played against.

The Ohio State Department of Athletics officially retired the No. 11 in men's basketball to honor Lucas. The ceremony took place at halftime of the Ohio State vs. Northwestern game Feb. 23, 2000 in Columbus. His is the first men's basketball number to be retired at Ohio State and just the second number in any sport.

Two time Heisman Trophy winner Archie Griffin had his No. 45 retired in the fall of 1999 at halftime of the Iowa football game Oct. 30.

KELLOGG'S CAREER STATISTICS

Year	G-GS	Min./Avg.	Total		3-Point		FT-FTA		Rebounds		PF-D	Ast	TO	Blk	Stl	Pts.- Avg.	
			FG-FGA	Pct.	FG-FGA	Pct.	Pct.	Pct.	Off	Def							Tot
1980	29-27	878/30.3	136-313	.435			63-79	.797		232	8.0	73	76	98	16	34	335-11.6
1981	27-27	971/36.0	190-395	.481			88-112	.786		324	12.0	86	54	103	25	32	468-17.3
1982	30-30	1,102/36.7	213-404	.527			56-77	.727		316	10.5	72	30	63	19	40	482-16.1
Total	86-84	2,951/34.3	539-1,112	.485			207-268	.772		872	10.1	231	160	264	60	106	1,285-14.9

BUCKEYE GREATS

>> KELVIN RANSEY 1977-80

Kelvin Ransey was a four-year starter and two-time captain for the Buckeyes. The 6-foot-2-inch point guard won All-Big Ten honors as a sophomore, junior and senior. He was a first team All-American as a senior, when OSU posted a 21-8 record and lost to UCLA in the first round of the NCAA regionals.

Albeit in a losing performance, Ransey turned in one of his finest games against UCLA, scoring 29 points before fouling out in the closing minute of play. Ransey scored more points than any guard in Ohio State history — 1,934 in 112 games.

That total ranks him fourth on the all-time OSU scoring list, behind forward Dennis Hopson (2,096) and centers Herb Williams (2,011) and Jerry Lucas (1,990).

Ransey's career scoring average of 17.8 is 12th best in OSU history. Ransey led Ohio State in scoring each of his last three years, including a career best mark of 21.4 as a senior. Ransey also is the OSU career assist leader with a total of 516. He had 177 of those as a senior, at the time a school record.

A tremendously quick player, Ransey also is tied for eighth in career steals with 147.

>> HERB WILLIAMS 1978-81

Herb Williams was a four-year starter for the Buckeyes and was named to the Big Ten team as a junior, when OSU advanced to the NCAA regionals and finished the year with a sparkling 21-8 record. During his career, the 6-foot-11-inch Williams, unquestionably one of the finest athletes ever to play for Ohio State, scored 2,011 points and pulled down 1,111 rebounds.

At the end of the 1981 campaign, Williams moved past Jerry Lucas as Ohio State's all-time leading scorer. He currently is second in OSU annals, behind Dennis Hopson (2,096).

He also is second in career rebounding, behind Lucas (1,411). The big center is the only Ohio State player to score 2,000 points and pull down 1,000 rebounds.

Williams is the school leader in career field goals made with 834 in 114 games. He led Ohio State in rebounding his freshman, sophomore and junior years and averaged 9.7 rebounds during his career.

He also led the Buckeyes in scoring as a junior, with an average of 17.6 points per game. He is second all-time in career blocked shots with 328. Williams was a first round draft choice of the Indiana Pacers. He later played for Dallas and ended his playing career with the New York Knicks. He spent 15 years playing in the NBA.



kelvin ransey



herb williams

LUCAS' CAREER STATISTICS

Year	G-GS	Min./Avg.	Total		3-Point		FT-FTA	Pct.	Rebounds				PF-D	Ast	TO	Blk	Stl	Pts. - Avg.
			FG-FGA	Pct.	FG-FGA	Pct.			Off	Def	Tot	Avg.						
1960	27		283/444	.637			144/187	.770			442	16.3	71					710-26.3
1961	27		256/411	.623			159/208	.764			470	17.4	59					671-24.8
1962	28		237/388	.611			135/169	.799			499	17.8	52					609-21.7
Totals	82		776-1,243	.624			438-564	.777			1,411	17.2	182					1,990-24.3

RANSEY'S CAREER STATISTICS

Year	G-GS	Min./Avg.	Total		3-Point		FT-FTA	Pct.	Rebounds				PF-D	Ast	TO	Blk	Stl	Pts. - Avg.
			FG-FGA	Pct.	FG-FGA	Pct.			Off	Def	Tot	Avg.						
1977	25	789/31.6	149-365	.408			29-37	.784			84	3.4	60	69	51	10	21	327-13.1
1978	27	948/35.1	207-420	.493			60-81	.741			100	3.7	83	138	79	6	53	474-17.6
1979	31	1,163/37.5	282-516	.547			100-132	.758			112	3.6	99	132	94	3	54	664-21.4
1980	29	992/34.2	189-387	.488			91-109	.835			121	4.2	73	177	84	6	41	469-16.2
Totals	112	3,892/34.8	827-1,688	.490			280-359	.780			417	3.7	315	516	308	25	169	1,934-17.3

WILLIAMS' CAREER STATISTICS

Year	G-GS	Min./Avg.	Total		3-Point		FT-FTA	Pct.	Rebounds				PF-D	Ast	TO	Blk	Stl	Pts. - Avg.
			FG-FGA	Pct.	FG-FGA	Pct.			Off	Def	Tot	Avg.						
1978	27	992/36.7	196-407	.482			60-91	.659			308	11.4	66	32	73	79	15	452-16.7
1979	31	1,212/39.1	253-483	.524			111-166	.669			325	10.5	67	27	97	81	28	617-20.0
1980	29	992/34.2	206-415	.496			97-147	.659			263	9.1	63	21	67	90	22	509-17.6
1981	27	1,020/37.8	179-368	.486			75-109	.688			215	8.0	75	22	73	78	8	433-16.0
Totals	114	4,216/37.9	834-1,673	.499			343-513	.669			1,111	9.7	271	102	310	328	112	2,011-17.6

HONORS AND AWARDS

OHIO STATE'S MOST VALUABLE PLAYERS

1947	Jack Underman
1948	Dick Schnittker
1949	Dick Schnittker
1950	Bob Donham
1951	Jim Remington
1952	Paul Ebert
1953	Paul Ebert
1954	Paul Ebert
1955	John Miller
1956	Robin Freeman
1957	Gene Millard
1958	Ken Sidle
1959	Larry Siegfried
1960	Jerry Lucas
1961	Jerry Lucas
1962	Jerry Lucas
1963	Gary Bradds
1964	Gary Bradds
1965	Dick Ricketts
1966	Bob Dove
1967	Bill Hosket
1968	Bill Hosket
1969	Dave Sorenson
1970	Dave Sorenson
1971	Jim Cleamons
1972	Mark Minor
1973	Allan Hornyak
1974	Bill Andreas
1975	Bill Andreas
1976	Craig Taylor
1977	Larry Bolden
1978	Kelvin Ransley
1979	Herb Williams
1980	Kelvin Ransley
1981	Herb Williams
1982	Clark Kellogg
1983	Tony Campbell
1984	Tony Campbell
1985	Ron Stokes
1986	Brad Sellers
1987	Dennis Hopson
1988	Jay Burson
1989	Jay Burson
1990	Perry Carter
	Jim Jackson
1991	Jim Jackson
1992	Jim Jackson
1993	Jamie Skleton
	Lawrence Funderburke
	Lawrence Funderburke
1994	Doug Etzler
1995	Antonio Watson
	Jermaine Tate
1996	Damon Stringer
1997	Michael Redd
1998	Scoonie Penn
1999	Michael Redd
	Ken Johnson
2000	Scoonie Penn
	Michael Redd
	George Reese
2001	Ken Johnson
2002	Brian Brown
2003	Brent Darby
2004	Velimir Radinovic
2005	Terence Dials
2006	Terence Dials
2007	Greg Oden/Mike Conley Jr.
2008	Jamar Butler

NCAA DIVISION I CONSENSUS ALL-AMERICAN SELECTIONS

1931	Wes Fesler
1939	Jimmy Hull
1944	Don Grate, 2nd team
1945	Don Grate, 2nd team
1950	Dick Schnittker
1955	Robin Freeman, 2nd team
1956	Robin Freeman, 2nd team
1957	Frank Howard, 2nd team
1960	Jerry Lucas
1961	Jerry Lucas
	Larry Siegfried, 2nd team
1962	Jerry Lucas
	John Havlicek, 2nd team
1963	Gary Bradds, 2nd team
1964	Gary Bradds
1980	Kelvin Ransley, 2nd team
1987	Dennis Hopson, 2nd team
1991	Jim Jackson
1992	Jim Jackson
2000	Scoonie Penn, 2nd team
2007	Greg Oden, 2nd team

Teams Used for

Consensus Selection

Helms Foundation, 1929-48
 Converse Yearbook, 1932-48
 College Humor Magazine, 1929-33, '36
 Christy Walsh Syndicate, 1929-30
 Literary Digest Magazine, 1934
 Madison Square Garden, 1937-42
 Omaha World Newspaper, 1937
 Newspaper Enterprises Assn., 1938, 1953-63
 Colliers (Basketball Coaches), 1939, 1949-56
 Pic Magazine, 1942-44
 Argosy Magazine, 1945
 True Magazine, 1946-47
 International News Service, 1950-58
 Look Magazine, 1949-63
 United Press International, 1949-96
 Sporting News, 1943-46, 1997-present
 The Associated Press, 1948-present
 National Assn. of Basketball Coaches, 1957-present
 U.S. Basketball Writers Assn., 1960-present

DIVISION I ACADEMIC ALL-AMERICAN

1968	Bill Hosket
------	-------------

NCAA POSTGRADUATE SCHOLARSHIP WINNER

1968	Bill Hosket
------	-------------

NCAA DIVISION I PLAYER OF THE YEAR

1961	Jerry Lucas
1962	Jerry Lucas
1964	Gary Bradds

PLAYER OF THE YEAR UNITED PRESS INTERNATIONAL

1992	Jim Jackson
1964	Gary Bradds
1962	Jerry Lucas
1961	Jerry Lucas

OHIO STATE PLAYERS AND COACHES IN THE NATIONAL BASKETBALL HALL OF FAME

	Inducted	Coach/Player	OSU Career/Tenure
L.W. St. John	1962	Coach	1912-19
Harold Olsen	1959	Coach	1923-46
Fred Taylor	1986	Coach	1959-76
Jerry Lucas	1979	Player	1960-62
John Havlicek	1983	Player	1960-62
Neil Johnston	1990	Player	1947-48
Bob Knight	1991	Player	1960-62
Arnie Risen	1998	Player	1944-45

OHIO STATE'S FIRST ROUND NBA DRAFT PICKS

Year	Player (Years at OSU)	NBA (Pick)
2008	Kosta Koufos (2008)	Utah Jazz (23)
2007	Greg Oden (2007)	Portland Trail Bla (1)
2007	Mike Conley Jr. (2007)	Memphis Grizzlies (4)
2007	Daequan Cook (2007)	Philadelphia 76ers (21)
1992	Jim Jackson (1990-92)	Dallas Mavericks (4)
1987	Dennis Hopson (1984-87)	New Jersey Nets (3)
1986	Brad Sellers (1985-86)	Chicago Bulls (9)
1984	Tony Campbell (1981-84)	Detroit Pistons (20)
1982	Clark Kellogg (1980-82)	Indiana Pacers (8)
1981	Herb Williams (1978-81)	Indiana Pacers (14)
1980	Kelvin Ransley (1977-80)	Chicago Bulls (4)
1971	Jim Cleamons (1969-71)	Los Angles Lakers (13)
1968	Bill Hosket (1966-68)	New York Knicks (10)
1964	Gray Bradds (1962-64)	Baltimore Bullets (3)
1962	Jerry Lucas (1960-62)	Cincinnati Royals (6)
1962	John Havlicek (1960-62)	Boston Celtics (9)
1961	Larry Siegfried (1959-61)	Cincinnati Royals (3)
1950	Dick Schnittker (1948-50)	Washington (5)
1947	Paul Huston (1945-47)	Chicago (8)
1947	John Underman (1946-47)	St. Louis (7)

CURRENT BUCKEYES IN THE NBA

Kosta Koufos (2008)	Utah Jazz
Mike Conley Jr. (2007)	Memphis Grizzlies
Daequan Cook (2007)	Miami Heat
Greg Oden (2007)	Portland Trail Blazers
Michael Redd (1998-00)	Milwaukee Bucks

BUCKEYES WHO PLAYED IN THE ABA

Joe Roberts (1958-60)	Kentucky Colonels (1967-78)
Gary Bradds (1962-64)	Oakland Americans (1967)
	Oakland Caps (1967-69);
	Washington Capitols (1969-70);
	Texas Chaparrals (1970-71);
	Carolina Cougars (1970-71)

BUCKEYES DRAFTED BY THE IBL

Chris Jent (1988-91), 6th pick, 1st Rnd.	New Mexico Slam (1999)
------------------------------------------	------------------------

PLAYER OF THE YEAR ASSOCIATED PRESS

1964	Gary Bradds
1962	Jerry Lucas
1961	Jerry Lucas

FINAL FOUR MOST OUTSTANDING PLAYER

1939	Jimmy Hull
1960	Jerry Lucas
1961	Jerry Lucas

NCAA ALL-SOUTH/SOUTHEAST/MIDEAST REGIONAL TEAMS

1960	John Havlicek
1960	Jerry Lucas
1961	John Havlicek
1961	Jerry Lucas
1962	John Havlicek
1963	Jerry Lucas (MOP)
1964	Don Hilt
1968	Dave Sorenson (MOP)
1968	Bill Hosket
1971	Allan Hornyak
1971	Luther Witte
1999	Michael Redd
1999	Ken Johnson
1999	Scoonie Penn (MOP)
2007	Mike Conley Jr. (MOP)
2007	Ron Lewis
2007	Greg Oden

FRANCIS POMEROY AWARD

(Nation's best player under 6-feet)
 2000 Scoonie Penn

OSU PLAYERS ON USA BASKETBALL TEAMS

USA Olympic Teams
 Jerry Lucas (1960-Gold)
 Bill Hosket (1968-Gold)
 Michael Redd (2008-Gold)

Pan-American Games

Gary Bradds (1963)
 Luke White (1971)
 Jim Jackson (1991)

World University Games

Jim Cleamons (1970)
 Curtis Wilson (1987)
 Scoonie Penn (1999)
 Michael Redd (1999)

HONORS AND AWARDS

ALL-BIG TEN FORWARDS

1925	Johnny Miner
1939	Jimmy Hull
1941	Dick Fisher
1944	Don Grate
1945	Don Grate
1949	Dick Schnittker
1950	Dick Schnittker
1952	Paul Ebert
1953	Paul Ebert
1954	Paul Ebert
1957	Frank Howard
1958	Frank Howard
1961	John Havlicek
1962	John Havlicek
1968	Bill Hosket, Jr.
1982	Steve Belter
1983	Tony Campbell
1984	Tony Campbell
1986	Brad Sellers
1987	Dennis Hopson
1991	Jim Jackson

ALL-BIG TEN GUARDS

1927	Bill Hunt
1931	Wesley Fesler
1933	Howard Mattison
1936	Tippy Dye
1937	Tippy Dye
1939	Bob Lynch
1946	Paul Huston
1950	Bob Donham
1955	Robin Freeman
1956	Robin Freeman
1961	Larry Siegfried
1971	Jim Clemons
1971	Allan Hornyak
1972	Allan Hornyak
1973	Allan Hornyak
1978	Kelvin Ransey
1979	Kelvin Ransey
1980	Kelvin Ransey
1989	Jay Burson
1992	Jim Jackson
1999	Scoonie Penn
2000	Scoonie Penn
2000	Michael Redd
2002	Brian Brown
2007	Mike Conley, Jr.
2008	Jamar Butler

ALL-BIG TEN CENTERS

1925	H. Cunningham
1933	Bill Hosket, Sr.
1944	Arnold Risen
1946	Jack Underman
1960	Jerry Lucas
1961	Jerry Lucas
1962	Jerry Lucas
1963	Gary Bradds
1964	Gary Bradds
1967	Bill Hosket, Jr.
1969	Dave Sorenson
1970	Dave Sorenson
1971	Luke Witte
1980	Herb Williams
2001	Ken Johnson
2006	Terence Dials
2007	Greg Oden

ACADEMIC ALL-BIG TEN

1965-66	Bill Hosket
1966-67	Bill Hosket
1967-68	Bill Hosket
1968-69	Craig Barclay
1969-70	Jim Clemons
1974-75	Dan Weston
1984-85	Troy Taylor
1987-88	Anthony White
1989-90	Steven Hall
1990-91	Steven Hall
1991-92	Steven Hall
1992-93	Doug Etzler
1993-94	Doug Etzler
	Nathan Wilbourne
1994-95	Doug Etzler
1995-96	Steve Belter
1996-97	Eric Hanna
1997-98	Eric Hanna
2000-01	Sean Connolly
2001-02	Sean Connolly
2002-03	Sean Connolly
	Matt Marinchick
	Ugo Nwankwo
2003-04	Matt Marinchick
	Ugo Nwankwo
2004-05	Matt Marinchick
2007-08	Mark Titus

BIG TEN PLAYER OF THE YEAR

1987	Dennis Hopson
1991	Jim Jackson
1992	Jim Jackson
1999	Scoonie Penn
2006	Terence Dials

BIG TEN FRESHMAN OF THE YEAR

1990	Jim Jackson
1993	Greg Simpson
1998	Michael Redd
2007	Greg Oden

BIG TEN COACH OF THE YEAR

1983	Eldon Miller
1991	Randy Ayers
1992	Randy Ayers
1999	Jim O'Brien
2001	Jim O'Brien
2006	Thad Matta
2007	Thad Matta

BIG TEN DEFENSIVE PLAYER OF THE YEAR

2000	Ken Johnson
2001	Ken Johnson
2007	Greg Oden

BIG TEN MOST VALUABLE PLAYERS SELECTED BY THE CHICAGO TRIBUNE

1956	Robin Freeman
1960	Jerry Lucas
1961	Jerry Lucas
1962	Jerry Lucas
1963	Gary Bradds
1964	Gary Bradds
1971	Jim Clemons
1982	Clark Kellogg
1991	Jim Jackson
1992	Jim Jackson
2006	Terence Dials

OHIO STATE'S BIG TEN PLAYERS OF THE WEEK (1981-2008)

1/12/82	Clark Kellogg
2/14/83	Tony Campbell
1/23/84	Tony Campbell
2/25/85	Brad Sellers
12/9/85	Dennis Hopson
3/3/86	Brad Sellers
1/20/87	Dennis Hopson
1/27/87	Dennis Hopson
12/8/87	Jay Burson
1/19/88	Jay Burson
1/3/89	Jay Burson
1/2/90	Perry Carter
1/98/90	Jim Jackson
2/6/90	Jim Jackson
2/12/91	Jim Jackson
2/19/91	Jim Jackson
1/6/92	Jim Jackson
2/3/92	Jim Jackson
2/10/92	Chris Jent
3/2/92	Jim Jackson
1/11/93	Greg Simpson
11/16/98	Scoonie Penn
12/21/98	Michael Redd
1/4/99	Michael Redd
1/25/99	Michael Redd
2/15/99	Scoonie Penn
2/22/99	Scoonie Penn

1/31/00	Ken Johnson
2/21/00	Michael Redd
3/6/00	George Reese
12/18/00	Brian Brown
1/12/01	Brian Brown
2/26/01	Ken Johnson
1/7/02	Boban Savovic
1/21/02	Brian Brown
12/16/02	Brent Darby
2/23/04	Velimir Radinovic
12/20/04	Terence Dials
12/27/04	Terence Dials
12/19/05	Je'Kel Foster
2/6/06	Je'Kel Foster
2/13/06	Jamar Butler
2/27/06	Terence Dials
11/13/06	Ron Lewis
1/29/07	Greg Oden
2/12/07	Mike Conley Jr.
2/26/07	Greg Oden
11/26/07	Kosta Koufos
3/10/08	Jamar Butler

COLUMBUS DISPATCH OHIO COACH OF THE YEAR

1983	Eldon Miller
1987	Gary Williams
1991	Randy Ayers
1999	Jim O'Brien
2006	Thad Matta
2007	Thad Matta

BIG TEN STANDINGS, 1905-2008

	Won	Lost	Pct.
1. Indiana	847	562	.601
2. Illinois	848	612	.581
3. Purdue	836	605	.580
4. Michigan State	503	429	.540
5. Michigan	687	637	.519
6. Iowa	690	677	.505
7. OHIO STATE	673	643	.511
8. Minnesota	617	748	.452
9. Wisconsin	677	781	.464
10. Chicago	168	296	.362
11. Northwestern	454	972	.316
12. Penn State	81	187	.302

ALL-TIME BIG TEN CHAMPIONSHIPS

	Outright	Shared	Total
1. Purdue	12	9	21
2. Indiana	11	9	20
3. OHIO STATE	12	5	17
Illinois	8	9	17
Wisconsin	8	9	17
6. Michigan	7	5	12
7. Michigan State	4	6	10
8. Minnesota	5	4	9
9. Iowa	4	4	8
10. Chicago	4	2	6
11. Northwestern	1	1	2

ALL-TIME STARTING LINEUPS

1913

Archer Reilly (C)
Ross
Richmond
Trautman
Fritz

1914

Boyd Cherry
Bliss
Dean Richmond (C)
Graf
Godfrey

1915

Foust
Simmermacher
Boyd Cherry (C)
Graf
Godfrey

1917

Don Leader (C)
Norton
Clarence McDonald
Davies
Charles Bolen

1918

Davies
Francis
Kennedy
Nemecek
Charles Bolen (C)

1919

Matheny
Francis
Clarence McDonald
Edgar Weltner (C)
Boland

1920

Abraham Greenspun
Francis
Clarence McDonald (C)
Nemecek
Clark

1921

Bartel
Robert Dudley
William Slyker (C)
Clark
Patterson

1922

Abraham Greenspun (C)
Robert Dudley
Paul Beard
George Robinson
Frank Young

1923

Lewis Dudley
Howard Blair
Dudley Robinson (C)
Harlon Davis
Arthur Haid

1924

Johnny Miner (C)
Melville Shaw
Harold Cunningham
George Cameron
Ralph Seiffer

1925

Johnny Miner
Melville Shaw
Harold Cunningham
George Cameron (C)
Ralph Seiffer

1926

Wilbur Tarbert
Benton Dempsey
Harold Cunningham
Ralph Seiffer (C)
William Hunt

1927

Fred Grim
R.R. Bell
Wilbur Tarbert
William Hunt (C)
Joseph Cox

1928

Robin Bell (C)
Fred Grim
George Van Heyde
Joseph Cox
Ronald Hectorne

1929

Jack Evans
Harold Ervin
George Van Heyde (C)
Wesley Fesler
Richard Larkins

1930

Harold Ervin
Jack Evans
Lowell Wrigley
Wesley Fesler (C)
Richard Larkins

1931

Harold Ervin
Lewis Hinchman
Howard Mattison
Richard Larkins (C)
Wesley Fesler

1932

Herbert Brown
Bob Colburn
Fred Conrad
Howard Mattison
Joe Hoffer (C)

1933

Lewis Hinchman
Bob Colburn
Bill Hosket
Howard Mattison (C)
Bill Beitner

1934

Padlow
Bob Colburn
Rosequist
Fred Conrad (C)
Bill Beitner

1935

Warren Whitlinger
Red Wilson
Earl Thomas
Bill Beitner (C)
Tippy Dye

1936

Warren Whitlinger (C)
Jim McDonald
Earl Thomas
Raudabaugh
Tippy Dye

1937

Jim McDonald
Jimmy Hull
Earl Thomas
Tippy Dye (C)
Raudabaugh

1938

Jimmy Hull
Richard Baker
Johnny Schick
Jim McDonald (C)
Richard Boughner

1939

James Hull (C)
Richard Baker
John Schick
Richard Boughner
Robert Lynch

1940

Gil Mickelson
William Goss
William Sattler
Robert Lynch (C)
Jed Mees

1941

Fred Miller
Gil Mickelson (C)
Jack McLain
Jack Dawson
Max Gecowets

1942

Fred Miller
Bud Wise
Robert Shaw
Jack Graf (C)
Max Gecowets

1943

Fred Miller (C)
Bud Wise
Robert Shaw
Dick Schrider
Lou Trabitz

1944

Paul Huston
Bob Bowen
Arnold Risen
Donald Grate (C)
Jack Dugger

1945

Paul Huston (C)
Warren Amling
Arnold Risen
Donald Grate
Jack Dugger

1946

Paul Huston
Warren Amling
Jack Underman
Bob Bowen
Ray Snyder (C)

1947

Paul Huston (C)
Warren Amling
Jack Underman
Bob Bowen
Bob Donham

1948

Bob Burkholder
Gene Brown
Neil Johnston
Dick Schnittker
Bob Donham (C)

1949

Bob Burkholder
Gene Brown
Bob Raidiger (C)
Dick Schnittker
Bob Donham

1950

Bob Burkholder
Gene Brown
Fred Taylor
Dick Schnittker (C)
Bob Donham

1951

John Karaffa
Jack Jones
Ralph Armstrong
James Remington (C)
Bill Wilks

1952

John Karaffa (C)
Jack Jones
Paul Ebert
Tom Williams
Bill Wilks

1953

Merrill Hatfield
Dean Cook
Paul Ebert
Tom Williams (C)
Bill Wilks

1954

Robin Freeman
Dean Cook
Paul Ebert (C)
John Miller
Don Kelley

1955

Don Kelley
John Miller (C)
Charles Ropes
Charles Ellis
Robin Freeman

1956

Robin Freeman
Charles Ellis
Don Kelley (C)
Frank Howard
Jim Laughlin

1957

Jim Laughlin
Gene Millard (C)
Larry Huston
Frank Howard
Ken Sidle

1958

Jim Laughlin (CC)
Joe Carlson
Larry Huston
Frank Howard (CC)
Ken Sidle

1959


Larry Siegfried
Joe Carlson (CC)
Larry Huston (CC)
Joe Roberts
Richard Furry

1960 (25-3)

John Havlicek
Joe Roberts (CC)
Jerry Lucas
Larry Siegfried
Mel Nowell

1961 (27-1)

John Havlicek
Richie Hoyt
Jerry Lucas
Mel Nowell
Larry Siegfried (C)



jerry lucas

ALL-TIME STARTING LINEUPS

1962 (26-2)

John Havlicek (C)
Doug McDonald
Jerry Lucas
Mel Nowell
Dick Reasbeck

1963 (20-4)

Doug McDonald (C)
Jim Doughty
Gary Bradds
Dick Ricketts
Dick Reasbeck

1964 (16-8)

Don DeVoe
Jim Shaffer
Gary Bradds (C)
Tom Bowman
Dick Ricketts

1965 (12-12)

Dick Ricketts (C)
Ron Sepic
Al Rowley
Jim Shaffer
Andy Ahijevych

1966 (11-13)

Bill Hosket
Bob Dove (CC)
Ron Sepic
Al Peters
Al Rowley

1967 (13-11)

Bill Hosket
Ron Sepic (C)
Jeff Miller
Mike Swain
Al Rowley

1968 (21-8)

Bill Hosket (C)
Steve Howell
Dave Sorenson
Jody Finney
Denny Meadors

1969 (17-7)

Dave Sorenson
Jim Cleamons
Jody Finney
Steve Howell
Denny Meadors (C)

1970 (17-7)

Dave Sorenson (C)
Jim Cleamons
Jody Finney
Craig Barclay
Dan Andreas

1971 (20-6)

Mark Minor
Mark Wagar
Luke Witte
Jim Cleamons (C)
Allan Hornyak

1972 (18-6)

Allan Hornyak
Luke Witte
Dan Gerhard
Wardell Jackson
Mark Minor (C)

1973 (14-10)

Allan Hornyak (C)
Luke Witte
Wardell Jackson
Bill Andreas
Dan Gerhard

1974 (9-15)

Bill Andreas
Larry Bolden
Steve Wenner
Wardell Jackson (C)
Gary Repella

1975 (14-14)

Bill Andreas (C)
Larry Bolden
Craig Taylor
Mark Bayless
Andy Stiegemeier

1976 (6-20)

Craig Taylor (C)
Larry Bolden
Fred Poole
Jud Wood
Mike Daugherty

1977 (9-18)

Kevin Ransey
Larry Bolden (C)
Terry Burris
Jim Ellinghausen
Tony Hall

1978 (16-11)

Kelvin Ransey
Herb Williams
Ken Page
Mike Cline (CC)
Jim Smith

1979 (19-12)

Kelvin Ransey (C)
Herb Williams
Carter Scott
Jim Smith (CC)
Todd Penn

1980 (21-8)

Clark Kellogg
Carter Scott
Jim Smith
Herb Williams (CC)
Kelvin Ransey (CC)

1981 (14-13)

Clark Kellogg
Jim Smith
Herb Williams (CC)
Larry Huggins
Carter Scott (CC)

1982 (21-10)

Clark Kellogg (CC)
Tony Campbell
Granville Waiters
Larry Huggins
Carter Scott (CC)

1983 (20-10)

Tony Campbell (CC)
Joe Concheck
Granville Waiters
Larry Jackson (C)
Troy Taylor

1984 (15-14)

Tony Campbell (CC)
Dave Jones
Clarence McGee
Troy Taylor
Ron Stokes (CC)

1985 (20-10)

Joe Concheck (CC)
Dennis Hopson
Brad Sellers
Troy Taylor (CC)
Ron Stokes (CC)

1986 (19-14)

Dennis Hopson (C)
Jerry Francis
Brad Sellers
Keith Wesson
Kip Lomax

1987 (20-13)

Dennis Hopson (C)
Jerry Francis
John Anderson
Curtis Wilson
Jay Burson

1988 (20-13)

Jerry Francis
Herb Williams
Tony White
Jay Burson
Curtis Wilson (CC)

1989 (19-15)

Jamaal Brown
Jay Burson (CC)
Tony White (CC)
Perry Carter
Jerry Francis (CC)

1990 (17-13)

Jamaal Brown
Mark Baker
Perry Carter (C)
Chris Jent
Jim Jackson

1991 (27-4)

Jamaal Brown
Mark Baker
Perry Carter (C)
Jim Jackson
Treg Lee

1992 (26-6)

Chris Jent
Lawrence Funderburke
Jim Jackson
Mark Baker
Jamaal Brown (C)

1993 (15-13)

Greg Simpson
Jamie Skelton
Derek Anderson
Antonio Watson (C)
Lawrence Funderburke

1994 (13-16)

Greg Simpson
Jamie Skelton (CC)
Antonio Watson
Rickey Dudley (CC)
Lawrence Funderburke

1995 (6-22)

Doug Etzler (C)
Carlos Davis
Antonio Watson
Rick Yudt
Rickey Dudley

1996 (10-17)

Damon Stringer
Neshaun Coleman
Jermaine Tate
Shaun Stonerook
Rick Yudt (C)

1997 (10-17)

Damon Stringer (C)
Neshaun Coleman
Jermaine Tate
Shaun Stonerook
Jason Singleton



jason singleton

1998 (8-22)

Jason Singleton
Jon Sanderson
Ken Johnson
Michael Redd
Carlos Davis

1999 (27-9)

Jason Singleton (CC)
Jon Sanderson
Ken Johnson
Michael Redd
Scoonie Penn (CC)

2000 (23-7)

George Reese
Ken Johnson
Brian Brown
Michael Redd (CC)
Scoonie Penn (CC)

2001 (20-11)

Ken Johnson (CC)
Brian Brown (CC)
Boban Savovic
Brent Darby
Zach Williams

2002 (24-8)

Brian Brown (C)
Boban Savovic
Brent Darby
Velimir Radinovic
Zach Williams

2003 (17-15)

Brent Darby (CC)
Sean Connolly (CC)
Velimir Radinovic
Zach Williams
Shun Jenkins or Matt Sylvester

2004 (14-16)

Tony Stockman
Brandon Fuss-Cheatham
Velimir Radinovic (C)
J.J. Sullinger
Terence Dials

2005 (20-12)

Ivan Harris
J.J. Sullinger
Terence Dials (C)
Brandon-Fuss Cheatham or
Jamar Butler
Tony Stockman or
Je'Kel Foster

2006 (26-6)

J.J. Sullinger (C)
Jamar Butler
Terence Dials (C)
Je'Kel Foster (C)
Matt Sylvester (C)

2007 (35-4)

Ivan Harris
Greg Oden
Jamar Butler
Mike Conley Jr.
Ron Lewis

2008 (24-13)

Jamar Butler (C)
Kosta Koufos
Othello Hunter (C)
David Lighty (C)
Evan Turner

OSU AND THE NCAA TOURNAMENT

Over the years, Ohio State has appeared in 20 NCAA tournaments, including the first in 1939 when the Buckeyes finished as runners-up. The Buckeyes, who have made it to the Final Four eight times and appeared in four championship games, have an overall record of 32-18 in NCAA tournament play.

1939 (2-1) Eastern Regional, Philadelphia, Pa.

OSU 64, Wake Forest 52 Regional Semifinals
OSU 53, Villanova 36* Regional Finals/Final Four

National Finals, Evanston, Ill.

Oregon 46, OSU 33* National Title Game

1944 (1-1) Eastern Regional, New York

OSU 57, Temple 47 Regional Semifinals
Dartmouth 60, OSU 53* Regional Finals/Final Four

1945 (1-1) Eastern Regional, New York

OSU 45, Kentucky 37 Regional Semifinals
New York U. 70, OSU 65 (ot)* Regional Finals/Final Four

1946 (2-1) Eastern Regional, New York

OSU 46, Harvard 38 Regional Semifinals
North Carolina 60, OSU 57 (ot)* Regional Finals/Final Four
OSU 63, California 45* National 3rd-Place Game

1950 (1-1) Eastern Regional, New York

C.C.N.Y. 56, OSU 55 Regional Semifinals
OSU 72, Holy Cross 52 Regional 3rd-Place Game

1960 (4-0, Champion) Midwest Regional, Louisville, Ky.

OSU 98, Western Kentucky 79 Regional Semifinals
OSU 86, Georgia Tech 69 Regional Finals

Final Four, San Francisco

OSU 76, New York U. 54* National Semifinals
OSU 75, California 55* National Title Game

1961 (3-1) Midwest Regional, Louisville, Ky.

OSU 56, Louisville 55 Regional Semifinals
OSU 87, Kentucky 74 Regional Finals

Final Four, Kansas City, Mo.

OSU 95, St. Joseph's 69* National Semifinals/Final Four
Cincinnati 70, OSU 65 (OT)* National Title Game

1962 (3-1) Midwest Regional, Iowa City, Iowa

OSU 93, Western Kentucky 73 Regional Semifinals
OSU 74, Kentucky 64 Regional Finals

Final Four, Louisville, Ky.

OSU 84, Wake Forest 68* National Semifinals/Final Four
Cincinnati 71, OSU 59* National Title Game

1968 (3-1) Midwest Regional, Lexington, Ky.

OSU 79, E. Tennessee 72 Regional Semifinals
OSU 82, Kentucky 81 Regional Finals

Final Four, Los Angeles

North Carolina 80, OSU 66* National Semifinals/Final Four
OSU 89, Houston 85* National 3rd-Place Game

1971 (1-1) Midwest Regional, Athens, Ga.

OSU 60, Marquette 59 Regional Semifinals
W. Kentucky 81, OSU 78 (ot) Regional Finals

1980 (1-1) West Regional, Tempe, Ariz.

(4) OSU 89, (5) Arizona State 75 Second Round
(8) UCLA 72, (4) OSU 68 Regional Semifinals
Tuscon, Ariz.

1982 (0-1) East Regional, Charlotte, N.C.

(9) James Madison 55, (8) OSU 48 First Round

1983 (1-1) East Regional, Hartford, Conn.

(3) OSU 79, (6) Syracuse 74 Second Round
(2) North Carolina 64, (3) OSU 51 Regional Semifinals
Syracuse, N.Y.

1985 (1-1) Midwest Regional, Tulsa, Okla.

(4) OSU 75, (13) Iowa State 64 First Round
(5) Louisiana Tech 79, (4) OSU 67 Second Round

1987 (1-1) Southeast Regional, Atlanta, Ga.

(9) OSU 91, (8) Kentucky 77 First Round
(1) Georgetown 82, (9) OSU 79 Second Round

1990 (1-1) West Regional, Salt Lake City, Utah

(8) OSU 84, (9) Providence 83 (ot) First Round
(1) UNLV 76, (8) OSU 65 Second Round

1991 (2-1) Midwest Regional, Dayton, Ohio

(1) OSU 97, (16) Towson State 86 First Round
(1) OSU 65, (8) Georgia Tech 61 Second Round
(4) St. John's 91, (1) OSU 74 Regional Semifinals
Pontiac, Mich.

1992 (3-1) Southeast Regional, Cincinnati, Ohio

(1) OSU 83, (16) Mississippi Valley St. 56 First Round
(1) OSU 78, (9) Connecticut 55 Second Round

at Lexington, Ky.

(1) OSU 80, (4) North Carolina 73 Regional Semifinals
(6) Michigan 75, (1) OSU 71 (ot) Regional Finals

##1999 (4-1) South Regional, Indianapolis, Ind.

(4) OSU 72, (13) Murray State 58 First Round
(4) OSU 75, (12) Detroit 44 Second Round

at Knoxville, Tenn.

(4) OSU 71, (1) Auburn 64 Regional Semifinals
(4) OSU 77, (3) St. John's 74 Regional Finals

at St. Petersburg, Fla.

(1) Connecticut 64, (4) OSU 58* Final Four

##2000 (1-1) South Regional, Nashville, Tenn.

(3) OSU 87, (14) Appalachian State 61 First Round
(6) Miami, Fla. 75, (3) OSU 62 Second Round

##2001 (0-1) East Regional, Greensboro, N.C.

(12) Utah State 77, (5) OSU 68 (ot) First Round

##2002 (1-1) West Regional, Albuquerque, N.M.

(4) OSU 69, (13) Davidson 64 First Round
(12) Missouri 83, (4) OSU 67 Second Round

2006 (1-1) Minneapolis Regional, Dayton, Ohio

(2) OSU 70, (15) Davidson 62 First Round
(7) Georgetown 70, (2) OSU 52

2007 (5-1) South Regional, Lexington, Ky.

(1) OSU 85, (5) Tennessee 84 Regional Semifinals
(1) OSU 92, (2) Memphis 76 Regional Finals

Final Four, Atlanta, Ga.

(1) OSU 67, (2) Georgetown 60* National Semifinals
(1) Florida 84, (1) OSU 75* National Title Game

*Final Four // (#) Seed // ## Results vacated by NCAA

Overall Record: 37-19 (.660)

Final Four Appearances: 9
1939, 1944, 1945,
1946, 1960, 1961,
1962, 1968, 2007

NCAA Tournament Championships:

1 (1960)

Record by Region:

In East: 8-7 (.533)
In South/Southeast: 9-3 (.750)
In Midwest: 3-2 (.600)
In West: 2-2 (.500)
In Mideast: 14-4 (.778)
Minneapolis: 1-1 (.500)

Record by Seed:

As No. 1 seed: 10-3 (.770)
As 2 seed: 1-1 (.500)
As 3 seed: 1-1 (.500)
As 4 seed: 2-2 (.500)
As 8 seed: 1-2 (.333)
As 9 seed: 1-1 (.500)

OSU AND THE NCAA TOURNAMENT

INDIVIDUAL NCAA GAME RECORDS

Name	Points	Opponent	Date	W/L Score
Jerry Lucas	36	Western Kentucky	3/11/60	W, 98-79
Jerry Lucas	33	Kentucky	3/18/61	W, 87-74
Jerry Lucas	33	Kentucky	3/17/62	W, 74-64
Brian Brown	33	Davidson	3/14/02	W, 69-64
Dennis Hopson	32	Kentucky	3/13/87	W, 91-77
Jerry Lucas	29	St. Joseph's	3/24/61	W, 95-69
Kelvin Ransley	29	UCLA	3/13/80	L, 72-68
Jimmy Hull	28	Villanova*	3/18/39	W, 53-36
Jerry Lucas	27	Cincinnati@	3/25/61	L, 70-65 (OT)
Michael Redd	27	Murray State	3/11/99	W, 72-58
Arnold Risen	26	NYU*	3/24/45	L, 70-65
Dick Schnittker	26	CCNY	3/23/50	L, 56-55
Steve Howell	26	Houston*	3/23/68	W, 89-85
Allan Hornyak	26	Western Kentucky	3/20/71	L, 81-78 (OT)
Scoonie Penn	26	Auburn	3/18/99	W, 72-64

Rebounds	30	Jerry Lucas	vs. Kentucky at Louisville	1961
Field Goals Made	14	Jerry Lucas	vs. Western Kentucky at Louisville vs. Kentucky at Louisville	1960 1961
Field Goals Attempted	25	Jerry Lucas	vs. Western Ky. at Louisville	1960
Free Throws Made	10	Arnold Risen	vs. N.Y. University at Madison Square Garden	1945
	10	Ron Lewis	vs. Memphis	2007
Free Throws Attempted	13	Arnold Risen	vs. N.Y. University at Madison Square Garden	1945

NCAA TEAM RECORDS

Total Points Scored	98	vs. Western Kentucky	at Louisville	1960
Rebounds	58	vs. Houston	at Los Angeles	1968
Field Goals Made	42	vs. Western Kentucky	at Louisville	1960
Field Goals Attempted	86	vs. Western Kentucky	at Louisville	1960
Free Throws Made	35	vs. Memphis	at San Antonio	2007
Free Throws Attempted	39	vs. Towson State	at Dayton	1991

NCAA TOURNAMENT INDIVIDUAL CAREER LEADERS

Points

266	Jerry Lucas	1960, 1961, 1962
156	John Havlicek	1960, 1961, 1962
133	Michael Redd	1999, 2000
123	Scoonie Penn	1999, 2000
121	Jim Jackson	1990, 1991, 1992
107	Brian Brown	1999, 2000, 2001, 2002
97	Mark Baker	1990, 1991, 1992
91	Dennis Hopson	1985, 1987
83	Jamaal Brown	1990, 1991, 1992
78	Chris Jent	1990, 1991, 1992
73	Perry Carter	1990, 1991
72	Bill Hosket	1968
69	Ken Johnson	1999, 2000, 2001
68	Dave Soreson	1968
64	Troy Taylor	1982, 1983, 1985
63	Lawrence Funderburke	1992

Rebounds

197	Jerry Lucas	1960, 1961, 1962
105	John Havlicek	1960, 1961, 1962
58	Bill Hosket	1968
58	Jim Jackson	1990, 1991, 1992
50	Perry Carter	1990, 1991
42	Scoonie Penn	1999, 2000
42	Michael Redd	1999, 2000
36	Brian Brown	1999, 2000, 2001, 2002
33	Dave Soreson	1968
32	Ken Johnson	1999, 2000, 2001
31	Steve Howell	1968
31	Clark Kellogg	1980, 1982



bill hosket

OHIO STATE & THE NIT

1979 (2-2)

OSU 80, St. Joseph's 66
OSU 79, Maryland 72
Indiana 64, OSU 55
Alabama 96, OSU 86

1984 (0-1)

Xavier 60, OSU 57 (OT)

1986 (5-0, Champion)

OSU 65, Ohio U. 62
OSU 71, Texas 65
OSU 79, BYU 68
OSU 79, La. Tech 66
OSU 73, Wyoming 63

1988 (4-1)

OSU 86, Old Dominion 73
OSU 86, Cleveland State 80
OSU 68, New Mexico 65
OSU 64, Colorado State 62
Connecticut 72, OSU 67

1989 (2-1)

OSU 81, Akron 70
OSU 85, Nebraska 74
St. John's 83, OSU 80 (OT)

1993 (0-1)

Miami (Ohio) 56, OSU 53

2003 (0-1)

Georgia Tech 72, OSU 58

2008 (5-0)

OSU 84, UNC Asheville 66
OSU 73, California 56
OSU 74, Dayton 63
OSU 81, Mississippi 69
OSU 92, Massachusetts 85



brian brown

NCAA TOURNAMENT RECORDS

INDIVIDUAL

FIELD GOALS MADE (att.)

- 14 (18) Jerry Lucas vs. Kentucky (3/18/61)
- 14 (25) Jerry Lucas vs. Western Kentucky (3/11/60)
- 13 (23) Kelvin Ransey vs. UCLA (3/13/80)
- 13 (19) Brian Brown vs. Davidson (3/14/02)

FIELD GOALS ATTEMPTED (made)

- 26 (7) Jim Jackson vs. Connecticut (3/21/92)
- 26 (12) Steve Howell vs. Houston (3/23/68)
- 25 (14) Jerry Lucas vs. Western Kentucky (3/11/60)

FIELD GOAL PERCENTAGE (min. 10 made)

- .909 (10-11) Jerry Lucas vs. St. Josephs (3/24/61)
- .777 (14-18) Jerry Lucas vs. Kentucky (3/18/61)
- .684 (13-19) Brian Brown vs. Davidson (3/14/02)

THREE-POINT FIELD GOALS MADE (att.)

- 5 (7) Scoonie Penn vs. Appalachian State (3/17/00)
- 5 (6) Jamar Butler vs. Central Conn. (3/15/07)
- 4 (5) Ron Lewis vs. Xavier (3/17/07)

THREE-POINT FIELD GOAL ATTEMPTED (made)

- 9 (3) Ron Lewis vs. Tennessee (3/22/07)
- 9 (2) Scoonie Penn vs. Miami (3/19/00)
- 8 (2) Ivan Harris vs. Florida (4/2/07)*

* Numerous others with eight

THREE-POINT FIELD GOAL PCT. (Min. 4 made)

- .833 (5-6) Jamar Butler vs. Central Conn. St. (3/15/07)
- .800 (4-5) Ron Lewis vs. Xavier (3/17/07)
- .714 (5-7) Scoonie Penn vs. Appalachian St. (3/17/00)

FREE THROWS MADE (att.)

- 10 (10) Ron Lewis vs. Memphis (3/24/07)
- 9 (10) Mike Conley Jr. vs. Memphis (3/24/07)*

* Numerous others with nine

FREE THROWS ATTEMPTED (made)

- 14 (9) Mike Conley Jr. vs. Tennessee (3/22/07)
- 12 (9) Herb Williams vs. Arizona State (3/9/80)
- 12 (7) Michael Redd vs. Murray State (3/11/99)
- 12 (5) Jerry Lucas vs. Kentucky (3/18/61)

FREE THROW PERCENTAGE (Min. 9 made)

- .100 (10-10) Ron Lewis vs. Memphis (3/24/07)
- .900 (9-10) Mike Conley vs. Memphis (3/24/07)*

* Numerous others at .900 percent

OFFENSIVE REBOUNDS

- 7 George Reese vs. Detroit (3/13/99)
- 6 Terence Dials vs. Davidson (3/17/06)

* Numerous others with six

DEFENSIVE REBOUNDS

- 13 Perry Carter vs. Georgia Tech (3/17/91)
- 12 J. J. Sullinger vs. Davidson (3/17/06)
- 12 Scoonie Penn vs. Detroit (3/13/99)

TOTAL REBOUNDS

- 30 Jerry Lucas vs. Kentucky (3/18/61)
- 25 Jerry Lucas vs. Western Kentucky (3/11/60)
- 20 Bill Hosket vs. East Tennessee (3/15/68)

ASSISTS

- 9 Mark Baker vs. Mississippi Valley State (3/19/92)
- 9 Mark Baker vs. Towson State (3/15/91)
- 8 George Reese vs. Appalachian State (3/17/00)*

* Numerous others with eight

STEALS

- 4 Mike Conley Jr. vs. Florida (4/2/07)
- 4 Scoonie Penn vs. Miami (3/19/00)
- 4 Michael Redd vs. Appalachian State (3/17/00)
- 4 Mark Baker vs. Towson State (3/15/91)

BLOCKED SHOTS

- 7 Ken Johnson vs. St. John's (3/20/99)
- 5 Ken Johnson vs. Utah State (3/15/01)
- 5 Ken Johnson vs. Murray State (3/11/99)
- 5 Ken Johnson vs. Detroit (3/13/99)

TOTAL POINTS

- 36 Jerry Lucas vs. Western Kentucky (3/11/60)
- 33 Jerry Lucas vs. Kentucky (3/18/61)
- 33 Jerry Lucas vs. Kentucky (3/17/62)
- 33 Brian Brown vs. Davidson (3/14/02)

OPPONENT INDIVIDUAL NCAA RECORDS

FIELD GOALS MADE (att.)

- 14 (34) Elvin Hayes, Houston (3/23/68)
- 14 (35) Jim McDaniels, Western Kentucky (3/20/71)
- 13 (26) Theodis Lee, Houston (3/23/68)
- 13 (NA) Brindley, Dartmouth (3/25/44)

FIELD GOALS ATTEMPTED (made)

- 35 (14) Jim McDaniels, Western Kentucky (3/20/71)
- 34 (14) Elvin Hayes, Houston (3/23/68)
- 28 (8) Kenny Anderson, Georgia Tech (3/17/91)

FIELD GOAL PERCENTAGE (Min. 10 made)

- .714 (10-14) Larry Johnson, UNLV (3/17/90)
- .666 (10-15) Mike Kretzer, East Tennessee (3/15/68)
- .611 (11-18) Paul Hogue, Cincinnati (3/24/62)

THREE-POINT FIELD GOALS MADE (att.)

- 6 (13) Chris Lofton, Tennessee (3/22/07)
- 5 (9) Jonathan Wallace, Georgetown (3/31/07)
- 5 (11) Jeremy Hunt, Memphis (3/24/07)
- 5 (7) Charles Smith, Georgetown (3/15/87)

THREE-POINT FIELD GOAL ATTEMPTED

- 13 (6) Chris Lofton, Tennessee (3/22/07)
- 11 (5) Hunt, Memphis (3/24/07)
- 11 (4) Tristan Blackwood (3/15/07)

THREE-POINT FIELD GOAL PCT. (Min. 4 made)

- .800 (4-5) JaJuan Smith, Tennessee (3/22/07)
- .800 (4-5) Ryan Childress, Tennessee (3/22/07)
- .800 (4-5) Willie Kemp, Memphis (3/24/07)

FREE THROWS MADE (att.)

- 17 (22) Roger Newman, Kentucky (3/18/61)
- 11 (14) Aubrey Reese, Murray State (3/11/99)
- 10 (12) Bobby Rascoe, Western Kentucky (3/16/62)
- 10 (12) Erich Santifer, Syracuse (3/20/83)

FREE THROWS ATTEMPTED (made)

- 22 (17) Roger Newman, Kentucky (3/18/61)
- 14 (11) Aubrey Reese, Murray State (3/11/99)
- 13 (9) Chuck Lightening, Towson State (3/15/91)

FREE THROW PERCENTAGE (Min. 9 made)

- .900 (9-10) Jeremy Hunt, Memphis (3/24/07)
- .900 (9-10) Kenny Anderson, Georgia Tech (3/17/91)
- .900 (9-10) Bill Bunting, North Carolina (3/22/68)

OFFENSIVE REBOUNDS

- 7 Donyell Marshall, Connecticut (3/21/92)
- 7 Larry Johnson, UNLV (3/17/90)
- 6 Erick Barkley, St. John's (3/20/99)
- 6 Robert Dozier, Memphis (3/24/07)

DEFENSIVE REBOUNDS

- 14 Malcolm Mackey, Georgia Tech (3/17/91)
- 10 Rod Sellers, Connecticut (3/21/92)
- 9 Jeff Green, Georgetown (3/31/07)*

* Numerous others with nine

TOTAL REBOUNDS

- 22 Clarence Glover, Western Kentucky (3/20/71)
- 22 Satch Sanders, New York University (3/18/60)
- 19 Paul Hogue, Cincinnati (3/24/62)
- 19 Malcolm Mackey, Georgia Tech (3/17/91)

ASSISTS

- 11 Wayne Smith, Louisiana Tech (3/16/85)
- 9 Jason Buchanan, St. John's (3/22/91)
- 9 Kenny Grant, Davidson (3/17/06)

STEALS

- 6 Jason Buchanan, St. John's (3/22/91)
- 5 Carlton Screen, Providence (3/15/90)
- 5 Eric Murdock, Providence (3/15/90)

BLOCKED SHOTS

- 5 Chris Webber, Michigan (3/29/92)
- 5 Robert Werdann, St. John's (3/22/91)
- 3 Jemino Sobers, Central Connecticut (3/15/07)

TOTAL POINTS

- 34 Elvin Hayes, Houston (3/23/68)
- 31 Roger Newman, Kentucky (3/18/61)
- 31 Jim McDaniels, Western Kentucky (3/20/71)

OHIO STATE TEAM NCAA TOURNAMENT RECORDS

FIELD GOALS MADE (att.)

- 42 (86) vs. Western Kentucky (W, 98-79, 3/11/60)
- 38 (60) vs. St. Josephs (W, 95-69, 3/24/61)
- 38 (83) vs. Western Kentucky (W, 93-73, 3/16/62)

FIELD GOALS ATTEMPTED (made)

- 86 (42) vs. Western Kentucky (W, 98-79, 3/11/60)
- 83 (38) vs. Western Kentucky (W, 93-73, 3/16/62)
- 79 (28) vs. North Carolina (L, 80-66, 3/22/68)

FIELD GOAL PERCENTAGE (Min. 10 made)

- .673 (31-46) vs. California (W, 75-55, 3/19/60)
- .660 (33-50) vs. Kentucky (W, 91-77, 3/13/87)
- .633 (38-60) vs. St. Josephs (W, 95-69, 3/24/61)

NCAA TOURNAMENT RECORDS

THREE-POINT FIELD GOALS MADE (att.)

- 11 (20) vs. Central Connecticut (W, 78-57, 3/15/07)
- 10 (21) vs. Detroit (W, 75-44, 3/13/99)
- 9 (21) vs. Xavier (W, 78-71, 3/17/07)
- 9 (15) vs. Appalachian State (W, 87-61, 3/17/00)

THREE-POINT FIELD GOAL ATTEMPTED (made)

- 23 (4) vs. Florida (L, 84-75, 4/2/07)
- 22 (7) vs. North Carolina (W, 80-73, 3/27/92)
- 22 (5) vs. Davidson (W, 70-62, 3/17/06)
- 22 (8) vs. Tennessee (W, 85-84, 3/22/07)

THREE-POINT FIELD GOAL PCT. (min. 5 made)

- .600 (9-15) vs. Appalachian State (W, 87-61, 3/17/00)
- .550 (11-20) vs. Central Conn. (W, 78-57, 3/15/07)
- .500 (7-14) vs. St. John's (W, 77-74, 3/20/99)
- .500 (5-10) vs. Towson State (W, 97-86, 3/15/91)

FREE THROWS MADE (att.)

- 35 (41) vs. Memphis (W, 92-76, 3/24/07)
- 23 (35) vs. Tennessee (W, 85-84, 3/22/07)
- 23 (30) vs. Arizona State (W, 89-75, 3/9/80)
- 23 (30) vs. Kentucky (W, 91-77, 3/13/87)

FREE THROWS ATTEMPTED

- 41 (35) vs. Memphis (W, 92-76, 3/24/07)
- 39 (22) vs. Towson State (W, 97-86, 3/15/91)
- 35 (23) vs. Tennessee (W, 85-84, 3/22/07)
- 35 (21) vs. Murray State (W, 72-58, 3/11/99)

FREE THROW PERCENTAGE (min. 15 made)

- .937 (15-16) vs. Cincinnati (L, 70-65, 3/25/61)
- .854 (35-41) vs. Memphis (W, 92-76, 3/24/07)
- .850 (17-20) vs. Providence (W, 84-83, 3/15/90)
- .850 (17-20) vs. Xavier (W, 78-71, 3/17/07)

OFFENSIVE REBOUNDS

- 21 vs. Michigan (L, 75-71, 3/29/92)
- 21 vs. UNLV (L, 76-65, 3/17/90)
- 20 vs. Georgia Tech (W, 65-61, 3/17/91)
- 20 vs. North Carolina (W, 80-73, 3/27/92)

DEFENSIVE REBOUNDS

- 33 vs. Xavier (W, 78-71, 3/17/07)
- 33 vs. Detroit (W, 75-44, 3/13/99)
- 33 vs. Murray State (W, 72-58, 3/11/99)

TOTAL REBOUNDS

- 58 vs. Houston (W, 89-85, 3/23/68)
- 53 vs. Wake Forest (W, 84-68, 3/23/62)
- 52 vs. Georgia Tech (W, 86-69, 3/12/60)
- 52 vs. Western Kentucky (W, 98-79, 3/11/60)

ASSISTS

- 21 vs. Georgetown (L, 82-79, 3/15/87)
- 21 vs. St. John's (W, 77-74, 3/20/99)
- 21 vs. Providence (W, 84-83, 3/15/90)

STEALS

- 11 vs. Florida (L, 84-75, 4/2/07)
- 10 vs. Michigan (L, 75-71, 3/29/92)
- 9 vs. Missouri (L, 83-71, 3/16/02)*

* Numerous others with nine

BLOCKED SHOTS

- 9 vs. St. John's (W, 77-74, 3/20/99)
 - 6 vs. Xavier (W, 78-71, 3/17/07)*
- * Numerous others with six

TOTAL POINTS

- 98 vs. Western Kentucky (W, 98-79, 3/11/60)
- 97 vs. Towson State (W, 97-86, 3/15/91)
- 95 vs. St. Josephs (W, 95-69, 3/24/61)

OPPONENT TEAM NCAA TOURNAMENT RECORDS

FIELD GOALS MADE (att.)

- 38 (95) Houston (L, 89-85, 3/23/68)
- 36 (79) Kentucky (L, 82-82, 3/16/68)
- 34 (82) Western Kentucky (W, 81-78, 3/20/71)
- 34 (54) St. John's (W, 91-74, 3/22/91)
- 34 (71) Providence (L, 84-83, 3/15/90)

FIELD GOALS ATTEMPTED (made)

- 95 (38) Houston (L, 89-85, 3/23/68)
- 82 (34) Western Kentucky (W, 81-78, 3/20/71)
- 82 (20) Holy Cross (L, 72-52, 3/25/50)

FIELD GOAL PERCENTAGE (Min. 10 made)

- .630 (34-54) St. John's (W, 91-74, 3/22/91)
- .541 (33-61) Louisiana Tech (W, 79-67, 3/16/85)
- .537 (29-54) Michigan (W, 75-71, 3/29/92)
- .537 (29-54) Georgetown (W, 82-79, 3/15/87)

THREE-POINT FIELD GOALS MADE (att.)

- 16 (31) Tennessee (L, 85-84, 3/22/07)
- 10 (26) Central Connecticut (L, 78-57, 3/15/07)
- 10 (22) Memphis (L, 92-76, 3/24/07)
- 10 (18) Florida (W, 84-75, 4/2/07)

THREE-POINT FIELD GOAL ATTEMPTED (made)

- 31 (16) Tennessee (L, 85-84, 3/22/07)
- 26 (10) Central Connecticut (L, 78-57, 3/15/07)
- 25 (6) Detroit (L, 75-44, 3/13/99)

THREE-POINT FIELD GOAL PCT (min. 5 made)

- .556 (10-18) Florida (W, 84-75, 4/2/07)
- .529 (9-17) Georgetown (W, 3/15/87)
- .516 (16-31) Tennessee (L, 85-84, 3/22/07)

FREE THROWS MADE (att.)

- 30 (39) Kentucky (L, 87-74, 3/18/61)
- 28 (35) UCLA (W, 72-68, 3/13/80)
- 26 (36) Towson State (L, 97-86, 3/15/91)

FREE THROWS ATTEMPTED

- 39 (30) Kentucky (L, 87-74, 3/18/61)
- 36 (26) Towson State (L, 97-86, 3/15/91)
- 35 (28) UCLA (W, 72-68, 3/13/80)

FREE THROW PERCENTAGE (min. 15 made)

- .900 (18-20) North Carolina (L, 80-73, 3/27/92)
- .895 (17-19) Miami (W, 75-62, 3/19/00)
- .880 (22-25) Florida (W, 84-75, 4/2/07)
- .880 (22-25) North Carolina (W, 64-51, 3/25/83)

OFFENSIVE REBOUNDS

- 21 Murray State (L, 72-58, 3/11/99)
- 20 Towson State (L, 97-86, 3/15/91)
- 20 St. John's (L, 77-74, 3/20/99)

DEFENSIVE REBOUNDS

- 34 Missouri (W, 83-67, 3/16/02)
- 32 Miami (W, 75-62, 3/19/00)
- 32 Murray State (L, 72-58, 3/11/99)

TOTAL REBOUNDS

- 56 Western Kentucky (W, 81-78, 3/20/71)
- 54 Houston (L, 89-85, 3/23/68)
- 53 North Carolina (W, 80-66, 3/22/68)
- 53 Murray State (L, 72-58, 3/11/99)

ASSISTS

- 22 St. John's (W, 91-74, 3/22/91)
- 22 Arizona State (L, 89-75, 3/9/80)
- 22 Louisiana Tech (W, 79-67, 3/16/85)

STEALS

- 14 St. John's (W, 91-74, 3/22/91)
- 13 Providence (L, 84-83, 3/15/90)
- 12 Utah State (W, 77-68, 3/15/01)

BLOCKED SHOTS

- 8 Michigan (W, 75-71, 3/29/92)
- 7 Davidson (L, 69-64, 3/14/02)
- 6 Missouri (W, 83-67, 3/16/02)
- 6 UNLV (W, 76-65, 3/17/90)

TOTAL POINTS

- 91 St. John's (W, 91-74, 3/22/91)
- 86 Towson State (L, 97-86, 3/15/91)
- 85 Houston (L, 89-85, 3/23/68)

