

2005 REBEL STARTING LINEUPS

Offense	SE	LT	LG	C	RG	RT	TE	FL	QB	RB	FB
Memphis	Biddle	B. Harris	Traxler	D. Harris	Eckers	Stallings	Hough	Hill	Spurlock	Pittman	Kendrick (SB)
Vanderbilt	Biddle	B. Harris	Traxler	Bonds	Oher	Stallings	Hough	Hill	Spurlock	Abrams	Kendrick (SB)
Wyoming	Biddle	B. Harris	Eckers	D. Harris	Oher	Stallings	Brooks	Espy	Lane	McSwain	Cook
Tennessee	Biddle	B. Harris	Wicker	D. Harris	Oher	Stallings	Brooks	Espy	Spurlock	McSwain	Cook
The Citadel	Biddle	B. Harris	Wicker	Bonds	Oher	Stallings	Brooks	Espy	Spurlock	McSwain	Kendrick (SB)
Alabama	Biddle	B. Harris	Eckers	D. Harris	Oher	Stallings	Hough	Hill	Spurlock	McSwain	Cook
Kentucky	Biddle	B. Harris	Wicker	D. Harris	Oher	Stallings	Hough	Hill	Spurlock	McSwain	Lane (HB)
Auburn	Biddle	B. Harris	Eckers	D. Harris	Oher	Stallings	Brooks	Hill	Spurlock	McSwain	Pittman
Arkansas	Biddle	B. Harris	Wicker	D. Harris	Oher	Stallings	Brooks	Hill	Flatt	Kendrick	Pittman
LSU	Espy (SB)	B. Harris	Wicker	D. Harris	Oher	Stallings	Brooks	Hill	Flatt	Kendrick	Pittman
Mississippi St.	Biddle	B. Harris	Wicker	D. Harris	Oher	Stallings	Brooks	Espy	Flatt	Spurlock	Lane (HB)

Defense	LE	DT	NT	RE	WLB	MLB	SLB	LCB	SS	FS	RCB
Memphis	Mitchell	Garrett	Bozeman	Haynes	Robinson	Willis	Pack	T. Johnson	Sanford	Clark	McBride
Vanderbilt	Mitchell	Garrett	Bozeman	Haynes	Robinson	Willis	Pack	T. Johnson	Sanford	Clark	McBride
Wyoming	Mitchell	Boykin	Bozeman	Haynes	Robinson	Russell	Pack	T. Johnson	Brown	Clark	McBride
Tennessee	Mitchell	Boykin	Bozeman	Haynes	Robinson	Willis	Pack	T. Johnson	Sanford	Clark	McBride
The Citadel	Mitchell	Boykin	Bozeman	Bowers	Robinson	Willis	Pack	T. Johnson	Sanford	Clark	McBride
Alabama	Mitchell	Boykin	Bozeman	Bowers	Robinson	Willis	Pack	T. Johnson	Sanford	Clark	McBride
Kentucky	Mitchell	Boykin	Bozeman	Haynes	Robinson	Willis	Pack	T. Johnson	Sanford	Clark	McBride
Auburn	Mitchell	Boykin	Bozeman	Haynes	Robinson	Willis	Pack	T. Johnson	Sanford	Clark	McBride
Arkansas	Mitchell	Boykin	Bozeman	Haynes	Robinson	Willis	Pack	Banks	Sanford	Clark	McBride
LSU	Mitchell	Boykin	Bozeman	Haynes	Robinson	Willis	Pack	T. Johnson	Sanford	Clark	McBride
Mississippi St.	Mitchell	Boykin	Bozeman	Haynes	Robinson	Willis	Pack	T. Johnson	Sanford	Clark	McBride

Remembering The Perfect Team

1962 ... The year stands as a benchmark of change in the life of Ole Miss.

Legendary Rebel Head Coach John Vaught and his football team not only put together the only perfect season in the history of Ole Miss football, but they also captured the Litkenhous Ratings national title and their fifth SEC championship. The season's highlight came when the Rebels were invited to the prestigious Sugar Bowl, where they defeated the Arkansas Razorbacks 17-13. Vaught garnered SEC Coach of the Year honors.

Those associated with the 1962 team donated the funds for the "Walk of Champions" arch, located at the entrance to the Grove near the Student Union plaza. The site is the route for the football team's traditional "walk through The Grove" on game days. It was dedicated in the fall of 1998.

The purpose of the arch is to remind all athletes that they play for national championships, SEC championships and Ole

Miss pride. The names of the coaches, players, trainers and managers who won the hearts of Rebel fans with their spirit and tenacity are listed on a plaque.

"Joe Wilkins, Larry 'Leo' Johnson and I first discussed the idea of an arch in the fall of 1997 while we were visiting in the Grove, and we agreed to pursue it," said Samuel W. Owen of Nashville, a member of the 1962 team. "We want the arch to stand as a symbol of what can be accomplished with teamwork, loyalty and trust."



2005 REVIEW

Ole Miss

RECORD	OVERALL	HOME	AWAY	NEUTRAL
ALL GAMES	3-8-0	2-4-0	1-4-0	0-0-0
CONFERENCE	1-7-0	1-3-0	0-4-0	0-0-0
NON-CONFERENCE	2-1-0	1-1-0	1-0-0	0-0-0

DATE	OPPONENT	W/L	SCORE	ATTEND
Sept. 5	at Memphis (ESPN)	W	10-6	53,339
Sept. 17	at Vanderbilt* (JP)	L	23-31	34,847
Sept. 24	WYOMING	L	14-24	53,652
Oct. 1	at (#9/10) Tennessee* (JP)	L	10-27	107,709
Oct. 8	THE CITADEL (HC)	W	27-7	50,272
Oct. 15	(#6/7) ALABAMA* (CBS)	L	10-13	60,135
Oct. 22	KENTUCKY*	W	13-7	48,457
Oct. 29	at (#19/19) Auburn* (JP)	L	3-27	85,791
Nov. 12	ARKANSAS*	L	17-28	53,289
Nov. 19	(#4/4) LSU* (ESPN2)	L	7-40	59,543
Nov. 26	at Mississippi State*	L	14-35	53,655

* indicates conference game
 (HC) - Homecoming Game
 (#) - National ranking at time of game

RUSHING	G	Att	Gain	Loss	Net	Avg	TD	Lg	Avg/G
Mico McSwain	.9	124	696	84	612	4.9	3	60	68.0
Antonio Turner	.9	30	88	9	79	2.6	0	13	8.8
Larry Kendrick	.11	43	106	29	77	1.8	1	16	7.0
Jamal Pittman	.9	18	59	6	53	2.9	0	30	5.9
Taye Biddle	.11	8	59	8	51	6.4	0	28	4.6
Alan Abrams	.8	14	34	6	28	2.0	0	11	3.5
Mario Hill	.8	2	11	0	11	5.5	0	9	1.4
Mike Espy	.11	4	11	3	8	2.0	0	5	0.7
Jason Cook	.6	3	8	1	7	2.3	0	5	1.2
Brandon Jacobs	.3	8	14	7	7	0.9	0	5	2.3
Jimmy Brooks	.11	0	5	0	5	0.0	0	0	0.5
Team	.8	3	0	5	-5	-1.7	0	0	-0.6
Micheal Spurlock	.11	51	159	179	-20	-0.4	2	20	-1.8
Robert Lane	.9	9	15	38	-23	-2.6	0	14	-2.6
Ethan Flatt	.4	15	0	84	-84	-5.6	0	0	-21.0
Total	.11	332	1265	459	806	2.4	6	60	73.3
Opponents	.11	457	1960	274	1686	3.7	15	48	153.3

PASSING	G	Effic	Att-Cmp-Int	Pct	Yds	TD	Lg	Avg/G
Micheal Spurlock	.11	108.67	267-142-9	53.2	1703	7	41	154.8
Ethan Flatt	.4	108.26	79-46-5	58.2	511	2	60	127.8
Robert Lane	.9	34.71	22-9-4	40.9	79	0	23	8.8
Total	.11	103.32	371-197-18	53.1	2293	9	60	208.5
Opponents	.11	118.76	311-176-6	56.6	1973	12	55	179.4

RECEIVING	G	No.	Yds	Avg	TD	Lg	Avg/G
Mike Espy	.11	52	543	10.4	3	41	49.4
Taye Biddle	.11	35	487	13.9	2	41	44.3
Mario Hill	.8	34	524	15.4	2	38	65.5
Larry Kendrick	.11	18	180	10.0	1	32	16.4
Robert Lane	.9	17	213	12.5	1	60	23.7
Jamal Pittman	.9	11	78	7.1	0	17	8.7
Mico McSwain	.9	7	82	11.7	0	45	9.1
Robert Hough	.11	7	72	10.3	0	13	6.5
Jimmy Brooks	.11	5	25	5.0	0	10	2.3
Jason Cook	.6	4	29	7.2	0	14	4.8
Lawrence Lilly	.11	2	6	3.0	0	4	0.5
Keith Houston	.10	1	32	32.0	0	32	3.2
Antonio Turner	.9	1	7	7.0	0	7	0.8
Alan Abrams	.8	1	5	5.0	0	5	0.6
Milton Collins	.3	1	3	3.0	0	3	1.0
Carlos Suggs	.3	1	0	0.0	0	0	0.0
Tre Stallings	.11	0	7	0.0	0	0	0.6
Total	.11	197	2293	11.6	9	60	208.5
Opponents	.11	176	1973	11.2	12	55	179.4

SCORING	TD	FGs	[----- PATS -----]					DXP	Saf	Pts
			Kick	Rush	Rcv	Pass	Pass			
Mike Espy	.4	0-0	0-0	0-0	0	0-0	0	0	24	
Matt Hinkle	.0	5-10	6-6	0-0	0	0-0	0	0	21	
Mico McSwain	.3	0-0	0-0	0-0	0	0-0	0	0	18	
Robert Bass	.0	2-4	7-7	0-0	0	0-0	0	0	13	
Mario Hill	.2	0-0	0-0	0-0	0	0-0	0	0	12	
Micheal Spurlock	.2	0-0	0-0	0-0	0	0-0	0	0	12	
Taye Biddle	.2	0-0	0-0	0-0	0	0-0	0	0	12	
Larry Kendrick	.2	0-0	0-0	0-0	0	0-0	0	0	12	
Will Moseley	.0	3-6	3-4	0-0	0	0-0	0	0	12	
Robert Lane	.1	0-0	0-0	0-0	0	0-0	0	0	6	
Travis Johnson	.1	0-0	0-0	0-0	0	0-0	0	0	6	
Total	.17	10-20	16-17	0-0	0	0-0	0	0	148	
Opponents	.30	11-19	28-29	0-0	1	1-1	0	1	245	

FIELD GOALS	FGM-FGA	Pct	1-19	20-29	30-39	40-49	50+	Lg	Blk
Matt Hinkle	5-10	50.0	1-1	1-3	1-2	2-4	0-0	45	1
Will Moseley	3-6	50.0	0-0	0-0	1-2	1-3	1-1	50	1
Robert Bass	2-4	50.0	0-0	2-2	0-2	0-0	0-0	24	1

FIELD GOAL BREAKDOWN: (35), 26, 41, (30), 47, (50), (44), (23), 31, 35, (24), 39, 27, (45), 47, 44, (18), (43), (28), 34
 () - Made field goal

TEAM STATISTICS	OLE MISS	OPPONENT
SCORING	148	245
Points Per Game	13.5	22.3
FIRST DOWNS	160	208
Rushing	41	100
Passing	106	99
Penalty	12	9
RUSHING YARDAGE	806	1686
Yards gained rushing	1265	1960
Yards lost rushing	459	274
Rushing Attempts	332	457
Average Per Rush	2.4	3.7
Average Per Game	73.3	153.3
TDs Rushing	6	15
PASSING YARDAGE	2293	1973
Att-Comp-Int	371-197-18	311-176-6
Average Per Pass	6.2	6.3
Average Per Catch	11.6	11.2
Average Per Game	208.5	179.4
TDs Passing	9	12
TOTAL OFFENSE	3099	3659
Total Plays	703	768
Average Per Play	4.4	4.8
Average Per Game	281.7	332.6
KICK RETURNS: #-YARDS	37-570	15-247
PUNT RETURNS: #-YARDS	21-169	29-239
INT RETURNS: #-YARDS	6-85	18-266
KICK RETURN AVERAGE	15.4	16.5
PUNT RETURN AVERAGE	8.0	8.2
INT RETURN AVERAGE	14.2	14.8
FUMBLES-LOST	18-6	22-13
PENALTIES-YARDS	60-464	71-547
Average Per Game	42.2	49.7
PUNTS-YARDS	66-2511	59-2161
Average Per Punt	38.0	36.6
Net punt average	34.4	33.8
TIME OF POSSESSION/GAME	28:28	31:32
3RD-DOWN CONVERSIONS	53/166	74/168
3rd-Down Pct	32%	44%
4TH-DOWN CONVERSIONS	8/14	7/14
4th-Down Pct	57%	50%
SACKS BY-YARDS	19-150	27-217
MISC YARDS	27	0
TOUCHDOWNS SCORED	17	30
FIELD GOALS-ATTEMPTS	10-20	11-19
PAT-ATTEMPTS	16-17	28-29

PUNT RETURNS	No.	Yds	Avg	TD	Long
Mike Espy	.21	169	8.0	1	51
Total	.21	169	8.0	1	51
Opponents	.29	239	8.2	0	27

INTERCEPTIONS	No.	Yds	Avg	TD	Long
Trumaine McBride	.1	30	30.0	0	30
Patrick Willis	.1	0	0.0	0	0
Kelvin Robinson	.1	10	10.0	0	10
Garry Pack	.1	35	35.0	0	35
Charles Clark	.1	0	0.0	0	0
Travis Johnson	.1	10	10.0	0	10
Total	.6	85	14.2	0	35
Opponents	.18	266	14.8	3	44

KICKOFF RETURNS	No.	Yds	Avg	TD	Long
Mike Espy	.17	265	15.6	0	29
Taye Biddle	.7	130	18.6	0	32
Burnell Wallace	.4	48	12.0	0	14
Mico McSwain	.3	83	27.7	0	36
Jimmy Brooks	.3	26	8.7	0	16
Robert Hough	.2	9	4.5	0	5
Garry Pack	.1	9	9.0	0	9
Total	.37	570	15.4	0	36
Opponents	.15	247	16.5	0	27

FUMBLE RETURNS	No.	Yds	Avg	TD	Long
Travis Johnson	.1	16	16.0	1	16
Charles Clark	.1	2	2.0	0	2
Jayme Mitchell	.1	9	9.0	0	9
Total	.3	27	9.0	1	16
Opponents	.1	0	0.0	0	0

KICKOFFS	No.	Yds	Avg	TB	OB	Retn	Net	YdLn
Will Moseley	.38	2328	61.3	24	0			
Rob Park	.1	52	52.0	0	0			
Total	.39	2380	61.0	24	0	727	42.4	22
Opponents	.51	3061	60.0	12	2	810	44.1	20



2005 REVIEW

TOTAL OFFENSE	G	Plays	Rush	Pass	Total	Avg/G
Micheal Spurlock	.11	318	-20	1703	1683	153.0
Mico McSwain	.9	124	612	0	612	68.0
Ethan Flatt	.4	94	-84	511	427	106.8
Antonio Turner	.9	30	79	0	79	8.8
Larry Kendrick	.11	43	77	0	77	7.0
Robert Lane	.9	31	-23	79	56	6.2
Jamal Pittman	.9	18	53	0	53	5.9
Taye Biddle	.11	8	51	0	51	4.6
Alan Abrams	.8	14	28	0	28	3.5
Mario Hill	.8	2	11	0	11	1.4
Mike Espy	.11	4	8	0	8	0.7
Brandon Jacobs	.3	8	7	0	7	2.3
Jason Cook	.6	3	7	0	7	1.2
Jimmy Brooks	.11	0	5	0	5	0.5
Team	.8	6	-5	0	-5	-0.6
Total	.11	703	806	2293	3099	281.7
Opponents	.11	768	1686	1973	3659	332.6

ALL PURPOSE	G	Rush	Rec	PR	KOR	IR	Tot	Avg/G
Mike Espy	.11	8	543	169	265	0	985	89.5
Mico McSwain	.9	612	82	0	83	0	777	86.3
Taye Biddle	.11	51	487	0	130	0	668	60.7
Mario Hill	.8	11	524	0	0	0	535	66.9
Larry Kendrick	.11	77	180	0	0	0	257	23.4
Robert Lane	.9	-23	213	0	0	0	190	21.1
Jamal Pittman	.9	53	78	0	0	0	131	14.6
Antonio Turner	.9	79	7	0	0	0	86	9.6
Robert Hough	.11	0	72	0	9	0	81	7.4
Jimmy Brooks	.11	5	25	0	26	0	56	5.1
Burnell Wallace	.10	0	0	0	48	0	48	4.8
Garry Pack	.11	0	0	0	9	35	44	4.0
Jason Cook	.6	7	29	0	0	0	36	6.0
Alan Abrams	.8	28	5	0	0	0	33	4.1
Keith Houston	.10	0	32	0	0	0	32	3.2
Trumaine McBride	.11	0	0	0	0	30	30	2.7
Kelvin Robinson	.11	0	0	0	0	10	10	0.9
Travis Johnson	.10	0	0	0	0	10	10	1.0
Brandon Jacobs	.3	7	0	0	0	0	7	2.3
Tre Stallings	.11	0	7	0	0	0	7	0.6
Lawrence Lilly	.11	0	6	0	0	0	6	0.5
Milton Collins	.3	0	3	0	0	0	3	1.0
Team	.8	-5	0	0	0	0	-5	-0.6
Micheal Spurlock	.11	-20	0	0	0	0	-20	-1.8
Ethan Flatt	.4	-84	0	0	0	0	-84	-21.0
Total	.11	806	2293	169	570	85	3923	356.6
Opponents	.11	1686	1973	239	247	266	4411	401.0

DEFENSIVE STATISTICS

No.	Player	GP	Tackles			TFL/Yds	Sacks			Pass Def			Fumbles		Blkd Kick	Saf
			Solo	Ast	Total		No-Yards	Int-Yds	BrUp	QBH	Rcv-Yds	FF				
49	Patrick Willis	.10	90	38	128	9.5-42	3.0-28	1-0	3	2	1-0	2				
38	Kelvin Robinson	.11	51	34	85	3.0-16	2.0-15	1-10	2		1-0	3				
26	Garry Pack	.11	47	14	61	6.0-39	3.0-27	1-35	1	1	1-0					
13	Jamarca Sanford	.10	40	18	58	5.5-10			3	1	2-0					
72	Michael Bozeman	.11	30	21	51	5.5-16	1.0-6		1	4		1				
68	McKinley Boykin	.11	22	19	41	10.5-37	3.0-21		2	5						
20	Charles Clark	.11	28	12	40			1-0	1		3-2					
77	Jayme Mitchell	.11	24	12	36	7.5-31	2.5-23		6	3	1-9	2	1			
9	Travis Johnson	.10	27	7	34	3.0-5		1-10	5		1-16	3				
3	Trumaine McBride	.11	23	11	34	2.0-5		1-30	7							
99	Corvelli Haynes	.10	21	9	30	6.5-25	2.0-13		2	2		3	1			
4	Bryan Brown	.11	15	4	19	1.5-9	1.5-9		2							
28	Nate Banks	.9	13	2	15	1.0-8	1.0-8									
12	Dustin Mouzon	.11	10	4	14				1	1						
10	Quentin Taylor	.9	11	2	13	2.0-5						1				
42	Robert Russell	.4	11	2	13						1-0					
95	Chris Bowers	.7	5	7	12	1.0-1				1						
54	Jeremy Garrett	.11	6	4	10	1.0-1				1						
5	Terrell Jackson	.11	5	3	8											
14	Bryant Thomas	.5	5	2	7	0.5-1										
46	Dontae Reed	.9	3	2	5											
98	Peria Jerry	.6	1	2	3											
90	Brandon Jenkins	.8	3		3											
7	Taye Biddle	.11	3		3											
64	Sidney McLaurin	.11	1	2	3											
44	Jason Cook	.6	2	1	3											
88	Lawrence Lilly	.11	2		2											
56	Vicente DeLoach	.4	2		2	1.0-2										
73	Andrew Wicker	.10	2		2											
83	Jimmy Brooks	.11	1		1											
85	Robert Hough	.11	1		1											
21	Jamal Pittman	.9	1		1						1-0	1				
45	LeRon King	.5	1		1											
25	Larry Kendrick	.11	1		1											
75	Bobby Harris	.11	1		1											
11	Mike Espy	.11	1		1											
1	Alan Abrams	.8												1		
	Team	.8									1-0					
Total	.11	510	232	742	67-253	19-150	6-85	36	21	13-27	16	3				
Opponents	.11	458	200	658	92.0-396	27-217	18-266	33	18	6-0	12	6	1			

INDIVIDUAL GAME-BY-GAME PASSING

No.	Player	Totals		MEM	VU	WYO	UT	CIT	ALA	UK	AUB	ARK	LSU	MSU
		Att-Comp	Int											
16	Spurlock	267-142-9		27-14-1	32-16-0	14-5-1	37-18-2	29-20-0	33-19-1	38-19-0	18-10-1	3-1-0	23-11-1	14-9-2
		1703-7		184-0	257-1	83-1	200-0	254-1	210-1	198-1	105-0	7-0	119-1	86-1
19	Flatt	79-46-5		DNP	DNP	DNP	DNP	DNP	DNP	DNP	17-11-0	37-20-2	15-9-1	10-6-2
		511-2									81-0	309-1	49-0	72-1
15	Lane	22-9-4		4-1-1	2-1-0	15-7-2	DNP	1-0-1	DNP	0-0-0	0-0-0	0-0-0	0-0-0	0-0-0
		79-0		23-0	19-0	37-0		0-0		0-0	0-0	0-0	0-0	0-0
	Team	371-197-18		31-15-2	35-17-0	29-12-30	38-18-2	30-20-0	33-19-1	38-19-1	35-21-1	40-21-2	38-20-2	24-15-4
		2293-9		207-0	276-1	120-1	200-0	254-1	210-1	198-1	186-0	316-1	168-1	158-2
	Opponents	311-176-6		29-16-2	41-24-0	34-17-1	35-18-0	14-5-1	37-22-0	22-12-0	29-19-0	24-17-0	26-15-1	20-11-1
		1973-12		149-0	314-0	220-2	206-0	21-0	234-0	107-0	239-2	175-3	203-3	105-2

INDIVIDUAL GAME-BY-GAME RUSHING

No.	Player	Totals		MEM	VU	WYO	UT	CIT	ALA	UK	AUB	ARK	LSU	MSU
		Att-Yds	TD											
40	McSwain	124-612-3		6-30-0	6-72-1	7-114-1	13-70-1	20-105-0	27-70-0	24-104-0	18-48-0	3-(-1)-0	DNP	DNP
33	Turner	30-79-0		0-0-0	0-0-0	8-29-0	3-3-0	11-30-0	1-5-0	5-12-0	1-(-5)-0	DNP	1-5-0	DNP
25	Kendrick	43-77-1		0-0-0	0-0-0	0-0-0	0-0-0	0-0-0	0-0-0	1-8-0	0-0-0	23-48-1	12-8-0	7-13-0
21	Pittman	18-53-0		9-18-0	DNP	DNP	0-0-0	0-0-0	0-0-0	0-0-0	0-0-0	0-0-0	0-0-0	9-35-0
7	Biddle	8-51-0		0-0-0	1-1-0	2-32-0	1-(-4)-0	1-9-0	0-0-0	2-5-0	0-0-0	1-8-0	0-0-0	0-0-0
1	Abrams	14-28-0		DNP	8-23-0	4-1-0	0-0-0	2-4-0	DNP	0-0-0	0-0-0	0-0-0	DNP	DNP
87	Hill	2-11-0		0-0-0	1-2-0	DNP	DNP	0-0-0	0-0-0	0-0-0	0-0-0	0-0-0	1-9-0	DNP
11	Espy	4-8-0		1-5-0	1-3-0	0-0-0	0-0-0	0-0-0	0-0-0	0-0-0	0-0-0	1-(-3)-0	0-0-0	0-0-0
27	Jacobs	8-7-0		6-7-0	DNP	DNP	DNP	DNP	DNP	DNP	2-0-0	DNP	0-0-0	DNP
44	Cook	3-7-0		1-3-0	0-0-0	0-0-0	2-4-0	0-0-0	0-0-0	DNP	DNP	DNP	DNP	DNP
83	Brooks	0-5-0		0-0-0	0-0-0	0-0-0	0-0-0	0-0-0	0-0-0	0-0-0	0-0-0	0-5-0	0-0-0	0-0-0
TM	Team	3-(-5)-0		0-0-0	0-0-0	0-0-0	0-0-0	0-0-0	0-0-0	2-5-0	0-0-0	0-0-0	0-0-0	0-0-0
16	Spurlock	51-(-20)-2		10-(-6)-1	9-24-0	2-6-0	6-(-23)-0	3-(-36)-1	2-(-6)-0	5-39-0	4-(-19)-0	0-0-0	3-2-0	6-(-1)-0
15	Lane	9-(-23)-0		2-(-2)-0	2-(-1)-0	5-(-20)-0	DNP	0-0-0	DNP	0-0-0	0-0-0	0-0-0	0-0-0	0-0-0
19	Flatt	15-(-84)-0		DNP	DNP	DNP	DNP	DNP	DNP	DNP	2-(-1)-0	6-(-47)-0	5-(-17)-0	2-19-0
	Team	332-806-6		36-55-1	28-124-1	28-162-1	25-50-1	38-112-1	30-69-0	39-163-0	27-23-0	34-10-1	22-7-0	25-31-0
	Opponents	457-1686-15		38-119-0	49-209-4	43-163-1	48-172-2	28-60-0	30-121-1	38-149-1	46-123-1	40-89-0	41-177-2	56-304-3

INDIVIDUAL GAME-BY-GAME RECEIVING

No.	Player	Totals		MEM	VU	WYO	UT	CIT	ALA	UK	AUB	ARK	LSU	MSU
		No-Yds	TD											
11	Espy	52-543-3		2-7-0	2-23-0	2-67-1	10-115-0	4-47-1	3-21-0	5-39-1	9-63-0	3-33-0	7-85-0	5-43-0
87	Hill	34-524-2		8-132-0	6-106-1	DNP	DNP	3-51-0	3-73-1	4-42-0	4-51-0	4-40-0	2-29-0	DNP
7	Biddle	35-487-2		4-59-0	5-88-0	1-11-0	4-52-0	3-33-0	5-77-0	2-49-0	4-45-0	1-1-0	2-8-1	4-66-1
15	Lane	17-213-1		0-0-0	0-0-0	0-0-0	DNP	0-0-0	DNP	3-38-0	1-7-0	4-116-0	6-30-0	3-22-1
25	Kendrick	18-180-1		0-0-0	2-43-0	1-7-0	2-22-0	5-48-0	0-0-0	1-4-0	0-0-0	6-61-1	1-(-5)-0	0-0-0
40	McSwain	7-82-0		0-0-0	0-0-0	0-0-0	0-0-0	0-0-0	3-21-0	1-(-2)-0	2-18-0	1-45-0	DNP	DNP
21	Pittman	11-78-0		0-0-0	DNP	DNP	2-11-0	3-30-0	3-7-0	1-11-0	1-2-0	0-0-0	0-0-0	1-17-0
85	Hough	7-72-0		0-0-0	1-12-0	1-3-0	0-0-0	1-13-0	1-10-0	1-12-0	0-0-0	2-22-0	0-0-0	0-0-0
32	Houston	1-32-0		0-0-0	0-0-0	0-0-0	0-0-0	1-32-0	0-0-0	0-0-0	0-0-0	DNP	0-0-0	0-0-0
44	Cook	4-29-0		1-9-0	0-0-0	2-19-0	0-0-0	0-0-0	1-1-0	DNP	DNP	DNP	DNP	DNP
83	Brooks	5-25-0		0-0-0	0-0-0	2-3-0	0-0-0	0-0-0	0-0-0	1-5-0	0-0-0	0-0-0	1-7-0	1-10-0
33	Turner	1-7-0		0-0-0	0-0-0	0-0-0	0-0-0	0-0-0	0-0-0	0-0-0	0-0-0	DNP	1-7-0	DNP
88	Lilly	2-6-0		0-0-0	1-4-0	1-2-0	0-0-0	0-0-0	0-0-0	0-0-0	0-0-0	0-0-0	0-0-0	0-0-0
1	Abrams	1-5-0		DNP	0-0-0	1-5-0	0-0-0	0-0-0	DNP	0-0-0	0-0-0	0-0-0	DNP	DNP
80	Collins	1-3-0		DNP	DNP	1-3-0	0-0-0	0-0-0	DNP	DNP	DNP	DNP	DNP	DNP
81	Suggs	1-0-0		0-0-0	DNP	0-0-0	DNP	DNP	DNP	DNP	DNP	DNP	DNP	1-0-0
	Team	197-2293-9		15-207-0	17-276-1	12-120-1	18-200-0	20-254-1	19-210-1	19-198-1	21-186-0	21-316-1	20-168-1	15-158-2
	Opponents	176-1973-12		16-149-0	24-314-0	17-220-2	18-206-0	5-21-0	22-234-0	12-107-0	19-239-2	17-175-3	15-203-3	11-105-2

INDIVIDUAL GAME-BY-GAME KICKOFF RETURN

No.	Player	Totals		MEM	VU	WYO	UT	CIT	ALA	UK	AUB	ARK	LSU	MSU
		No-Yds	Lg											
11	Espy	17-265-29		1-27-27	0-0-0	4-91-29	0-0-0	1-12-12	1-16-16	1-3-3	3-53-26	2-26-13	3-32-15	1-5-5
7	Biddle	7-130-32		0-0-0	2-45-32	1-28-28	2-21-15	0-0-0	0-0-0	0-0-0	0-0-0	2-36-21	0-0-0	0-0-0
40	McSwain	3-83-36		0-0-0	3-83-36	0-0-0	0-0-0	0-0-0	0-0-0	0-0-0	0-0-0	0-0-0	DNP	DNP
2	Wallace	4-48-14		DNP	0-0-0	0-0-0	0-0-0	0-0-0	0-0-0	0-0-0	0-0-0	0-0-0	4-48-14	0-0-0
83	Brooks	3-26-16		0-0-0	0-0-0	0-0-0	0-0-0	1-9-9	0-0-0	0-0-0	0-0-0	0-0-0	0-0-0	2-9-5
85	Hough	2-9-5		0-0-0	0-0-0	0-0-0	0-0-0	1-9-9	0-0-0	0-0-0	0-0-0	0-0-0	0-0-0	3-26-16
26	Pack	1-9-9		0-0-0	0-0-0	0-0-0	0-0-0	1-9-9	0-0-0	0-0-0	0-0-0	0-0-0	0-0-0	0-0-0
	Team	37-570-36		1-27-27	5-128-36	5-119-29	2-21-15	2-21-12	1-16-16	1-3-3	3-53-26	4-62-21	7-80-15	6-40-16
	Opponents	15-247-27		0-0-0	2-41-21	1-0-0	1-20-20	3-41-19	1-18-18	3-57-27	0-0-0	1-27-27	2-29-24	1-14-14

INDIVIDUAL GAME-BY-GAME PUNT RETURN

No.	Player	Totals		MEM	VU	WYO	UT	CIT	ALA	UK	AUB	ARK	LSU	MSU
		No-Yds	Lg											
11	Espy	21-169-51		5-37-11	2-52-51(TD)	3-35-31	1-8-8	3-23-13	3-16-16	1-2-2	1-(-5)-(-5)	1-0-0	0-0-0	1-1-1
	Team	21-169-51		5-37-11	2-52-51	3-35-31	1-8-8	3-23-13	3-16-16	1-2-2	1-(-5)-(-5)	1-0-0	0-0-0	1-1-1
	Opponents	29-239-27		5-33-10	2-22-22	1-4-4	3-21-14	0-0-0	2-9-6	3-24-13	3-30-25	3-34-27	4-32-16	2-22-21

INDIVIDUAL GAME-BY-GAME TACKLES

No.	Player	Totals											
		UT-AT-TT	MEM	VU	WYO	UT	CIT	ALA	UK	AUB	ARK	LSU	MSU
49	Willis	90-38-128 9.0-40/3.0-28	10-5-15 2.0-10-0	5-0-5 0-0/0-0	DNP	10-4-14 2.0-4/0-0	10-4-14 1.0-5/0-0	10-5-15 2.5-11/1.5-9	8-6-14 0.5-7/0.5-7	9-4-13 1.0-12/1.0-12	6-3-9 0-0/0-0	11-4-15 0-0/0-0	11-3-14 0.5-2/0-0
38	Robinson	51-34-85 3.0-16/2.0-15	6-5-11 1.5-3/1.0-2	8-1-9 0-0/0-0	9-1-10 0-0/0-0	6-4-10 0-0/0-0	2-1-3 0-0/0-0	1-5-6 0.5-0/0-0	3-3-6 0-0/0-0	2-7-9 0-0/0-0	4-2-6 1.0-13/1.0-13	8-4-12 0-0/0-0	2-1-3 0-0/0-0
26	Pack	47-14-61 5.5-38/3.0-27	3-1-4 2.5-17/1.0-12	8-1-9 0-0/0-0	5-1-6 1.0-6/0-0	7-1-8 1.0-7/1.0-7	2-0-2 0-0/0-0	3-0-3 0-0/0-0	2-1-3 0-0/0-0	4-4-8 0.5-3/0.5-3	3-0-3 0-0/0-0	1-4-5 0.5-5/0.5-5	9-1-10 0.5-1/0-0
13	Sanford	40-18-58 4.0-9/0-0	5-1-6 1.0-10/0-0	6-1-7 1.0-2/0-0	DNP	6-2-8 0-0/0-0	1-1-2 0-0/0-0	3-1-4 0-0/0-0	5-1-6 0-0/0-0	3-5-8 1.0-3/0-0	4-3-7 1.0-3/0-0	2-1-3 0-0/0-0	5-2-7 1.5-1/0-0
72	Bozeman	30-21-51 5.5-16/1.0-6	3-5-8 2.5-4/0-0	3-1-4 0-0/0-0	0-0-0 0-0/0-0	4-1-5 0-0/0-0	3-0-3 1.0-1/0-0	3-2-5 1.5-5/0-0	4-1-5 1.0-6/1.0-6	1-3-4 0-0/0-0	3-4-7 0-0/0-0	4-1-5 0-0/0-0	4-1-5 0-0/0-0
68	Boykin	22-19-41 8.5-33/3.0-21	0-1-1 0-0/0-0	3-0-3 1.0-1/0-0	3-4-7 1.5-8/1.0-6	2-1-3 0-0/0-0	2-0-2 1.0-2/0-0	0-3-3 0-0/0-0	1-4-5 0.5-6/0.5-6	4-3-7 2.5-10/1.5-9	3-1-4 1.0-4/0-0	1-0-1 1.0-2/0-0	3-1-4 1.0-3/0-0
20	Clark	28-12-40 0-0/0-0	2-1-3 0-0/0-0	4-1-5 0-0/0-0	4-1-5 0-0/0-0	3-4-7 0-0/0-0	1-0-1 0-0/0-0	1-1-2 0-0/0-0	4-1-5 0-0/0-0	4-2-6 0-0/0-0	1-1-2 0-0/0-0	1-0-1 0-0/0-0	3-0-3 0-0/0-0
77	Mitchell	24-12-36 6.5-28/2.5-23	0-2-2 0-0/0-0	3-3-6 2.0-13/1.0-12	2-2-4 1.0-1/0-0	0-0-0 0-0/0-0	1-0-1 1.0-2/0-0	2-1-3 0-0/0-0	3-0-3 0-0/0-0	3-1-4 1.0-6/1.0-6	4-2-6 1.0-1/0-0	3-1-4 0.5-5/0.5-5	3-0-3 1.0-3/0-0
3	McBride	23-11-34 2.0-5/0-0	0-0-0 0-0/0-0	5-1-6 0-0/0-0	2-2-4 0.5-2/0-0	2-2-4 0-0/0-0	1-0-1 1.0-2/0-0	3-1-4 0-0/0-0	1-0-1 0-0/0-0	1-3-4 0-0/0-0	4-0-4 1.0-2/0-0	4-1-5 0-0/0-0	1-0-1 0-0/0-0
9	T. Johnson	27-7-34 3.0-5/0-0	3-3-6 1.0-1/0-0	5-0-5 0-0/0-0	3-1-4 0-0/0-0	3-0-3 0-0/0-0	2-0-2 1.0-2/0-0	6-1-5 1.0-3/0-0	3-0-3 0-0/0-0	0-1-1 0-0/0-0	DNP	1-1-2 0-0/0-0	3-0-3 0-0/0-0
99	Haynes	21-9-30 6.5-25/2.0-13	0-1-1 0.5-1/0-0	4-0-4 3.0-12/1.0-7	3-1-4 1.0-6/1.0-6	4-2-6 0-0/0-0	DNP	2-0-2 0-0/0-0	0-1-1 0-0/0-0	5-1-6 0-0/0-0	1-2-3 1.0-5/0-0	2-0-2 1.0-1/0-0	1-1-2 1.0-1/0-0
4	B. Brown	15-4-19 1.5-9/1.5-9	2-2-4 0-0/0-0	1-0-1 0-0/0-0	5-1-6 0-0/0-0	3-0-3 0-0/0-0	0-0-0 0-0/0-0	0-1-1 0.5-4/0.5-4	2-0-2 1.0-5/1.0-5	2-0-2 0-0/0-0	0-0-0 0-0/0-0	0-0-0 0-0/0-0	0-0-0 0-0/0-0
28	Banks	13-2-15 1.0-8/1.0-8	1-0-1 0-0/0-0	0-0-0 0-0/0-0	0-0-0 0-0/0-0	5-1-6 0-0/0-0	0-0-0 0-0/0-0	DNP	DNP	0-0-0 0-0/0-0	5-1-6 1.0-8/1.0-8	2-0-2 0-0/0-0	0-0-0 0-0/0-0
12	Mouzon	10-4-14 0-0/0-0	0-0-0 0-0/0-0	0-0-0 0-0/0-0	0-0-0 0-0/0-0	2-1-3 0-0/0-0	0-0-0 0-0/0-0	3-0-3 0-0/0-0	0-0-0 0-0/0-0	2-1-3 0-0/0-0	2-2-4 0-0/0-0	0-0-0 0-0/0-0	1-0-1 0-0/0-0
42	Russell	11-2-13 0-0/0-0	DNP	9-1-10 0-0/0-0	2-1-3 0-0/0-0	0-0-0 0-0/0-0	0-0-0 0-0/0-0	DNP	DNP	DNP	DNP	DNP	DNP
10	Taylor	11-2-13 2.0-5/0-0	0-0-0 0-0/0-0	DNP	DNP	5-0-5 1.0-1/0-0	0-0-0 0-0/0-0	0-0-0 0-0/0-0	3-2-5 1.0-4/0-0	0-0-0 0-0/0-0	DNP	1-0-1 0-0/0-0	2-0-2 0-0/0-0
95	Bowers	5-7-12 0-0/0-0	1-1-2 0-0/0-0	0-0-0 0-0/0-0	1-1-2 0-0/0-0	0-0-0 0-0/0-0	3-2-5 0-0/0-0	1-1-2 0-0/0-0	0-1-1 0-0/0-0	DNP	DNP	DNP	DNP
54	Garrett	6-4-10 1.0-1/0-0	1-1-2 0-0/0-0	1-0-1 1.0-1/0-0	0-0-0 0-0/0-0	0-2-2 0-0/0-0	1-1-2 0-0/0-0	1-0-1 0-0/0-0	1-0-1 0-0/0-0	0-0-0 0-0/0-0	0-0-0 0-0/0-0	0-0-0 0-0/0-0	1-0-1 0-0/0-0
5	Jackson	5-3-10 0-0/0-0	1-0-1 0-0/0-0	0-0-0 0-0/0-0	1-0-1 0-0/0-0	2-1-3 0-0/0-0	0-0-0 0-0/0-0	1-0-1 0-0/0-0	0-0-0 0-0/0-0	0-1-1 0-0/0-0	0-1-1 0-0/0-0	0-0-0 0-0/0-0	0-0-0 0-0/0-0
14	Bry. Thomas	5-2-7 0-0/0-0	DNP	0-0-0 0-0/0-0	0-0-0 0-0/0-0	0-0-0 0-0/0-0	0-0-0 0-0/0-0	DNP	DNP	DNP	DNP	3-0-3 0-0/0-0	2-2-4 0-0/0-0
46	Reed	3-2-5 0-0/0-0	0-0-0 0-0/0-0	0-0-0 0-0/0-0	2-2-4 0-0/0-0	0-0-0 0-0/0-0	1-0-1 0-0/0-0	0-0-0 0-0/0-0	0-0-0 0-0/0-0	0-0-0 0-0/0-0	0-0-0 0-0/0-0	DNP	DNP
64	McLaurin	1-2-3 0-0/0-0	1-0-1 0-0/0-0	0-0-0 0-0/0-0	0-0-0 0-0/0-0	0-0-0 0-0/0-0	0-0-0 0-0/0-0	0-0-0 0-0/0-0	0-1-1 0-0/0-0	0-1-1 0-0/0-0	0-0-0 0-0/0-0	0-0-0 0-0/0-0	0-0-0 0-0/0-0
7	Biddle	3-0-3 0-0/0-0	0-0-0 0-0/0-0	0-0-0 0-0/0-0	0-0-0 0-0/0-0	1-0-1 0-0/0-0	2-0-2 0-0/0-0	0-0-0 0-0/0-0	0-0-0 0-0/0-0	0-0-0 0-0/0-0	0-0-0 0-0/0-0	0-0-0 0-0/0-0	0-0-0 0-0/0-0
44	Cook	2-1-3 0-0/0-0	1-1-2 0-0/0-0	0-0-0 0-0/0-0	0-0-0 0-0/0-0	1-0-1 0-0/0-0	0-0-0 0-0/0-0	0-0-0 0-0/0-0	DNP	DNP	DNP	DNP	DNP
98	Jerry	1-2-3 0-0/0-0	DNP	DNP	DNP	DNP	0-0-0 0-0/0-0	DNP	0-0-0 0-0/0-0	0-1-1 0-0/0-0	0-0-0 0-0/0-0	0-1-1 0-0/0-0	1-0-1 0-0/0-0
90	Jenkins	3-0-3 0-0/0-0	0-0-0 0-0/0-0	1-0-1 0-0/0-0	0-0-0 0-0/0-0	DNP	DNP	DNP	0-0-0 0-0/0-0	0-0-0 0-0/0-0	0-0-0 0-0/0-0	0-0-0 0-0/0-0	2-0-2 0-0/0-0
88	Lilly	2-0-2 0-0/0-0	0-0-0 0-0/0-0	0-0-0 0-0/0-0	0-0-0 0-0/0-0	0-0-0 0-0/0-0	0-0-0 0-0/0-0	1-0-1 0-0/0-0	1-0-1 0-0/0-0	0-0-0 0-0/0-0	0-0-0 0-0/0-0	0-0-0 0-0/0-0	0-0-0 0-0/0-0
73	Wicker	2-0-2 0-0/0-0	0-0-0 0-0/0-0	0-0-0 0-0/0-0	0-0-0 0-0/0-0	0-0-0 0-0/0-0	0-0-0 0-0/0-0	0-0-0 0-0/0-0	0-0-0 0-0/0-0	0-0-0 0-0/0-0	0-0-0 0-0/0-0	1-0-1 0-0/0-0	1-0-1 0-0/0-0
56	DeLoach	2-0-2 1.0-2/0-0	DNP	DNP	DNP	DNP	1-0-1 0-0/0-0	DNP	DNP	1-0-1 1.0-2/0-0	0-0-0 0-0/0-0	0-0-0 0-0/0-0	DNP
25	Kendrick	1-0-1 0-0/0-0	0-0-0 0-0/0-0	0-0-0 0-0/0-0	1-0-1 0-0/0-0	0-0-0 0-0/0-0	0-0-0 0-0/0-0	0-0-0 0-0/0-0	0-0-0 0-0/0-0	0-0-0 0-0/0-0	0-0-0 0-0/0-0	0-0-0 0-0/0-0	0-0-0 0-0/0-0
83	Brooks	1-0-1 0-0/0-0	0-0-0 0-0/0-0	0-0-0 0-0/0-0	0-0-0 0-0/0-0	0-0-0 0-0/0-0	0-0-0 0-0/0-0	1-0-1 0-0/0-0	0-0-0 0-0/0-0	0-0-0 0-0/0-0	0-0-0 0-0/0-0	0-0-0 0-0/0-0	0-0-0 0-0/0-0
85	Hough	1-0-1 0-0/0-0	0-0-0 0-0/0-0	0-0-0 0-0/0-0	0-0-0 0-0/0-0	0-0-0 0-0/0-0	0-0-0 0-0/0-0	0-0-0 0-0/0-0	0-0-0 0-0/0-0	1-0-1 0-0/0-0	0-0-0 0-0/0-0	0-0-0 0-0/0-0	0-0-0 0-0/0-0
21	Pittman	1-0-1 0-0/0-0	0-0-0 0-0/0-0	DNP	DNP	0-0-0 0-0/0-0	0-0-0 0-0/0-0	0-0-0 0-0/0-0	0-0-0 0-0/0-0	1-0-1 0-0/0-0	0-0-0 0-0/0-0	0-0-0 0-0/0-0	0-0-0 0-0/0-0
45	King	1-0-1 0-0/0-0	0-0-0 0-0/0-0	1-0-1 0-0/0-0	0-0-0 0-0/0-0	0-0-0 0-0/0-0	0-0-0 0-0/0-0	DNP	DNP	DNP	DNP	DNP	DNP
11	Espy	1-0-1 0-0/0-0	0-0-0 0-0/0-0	0-0-0 0-0/0-0	0-0-0 0-0/0-0	0-0-0 0-0/0-0	0-0-0 0-0/0-0	0-0-0 0-0/0-0	0-0-0 0-0/0-0	0-0-0 0-0/0-0	0-0-0 0-0/0-0	1-0-1 0-0/0-0	0-0-0 0-0/0-0
75	B. Harris	1-0-1 0-0/0-0	0-0-0 0-0/0-0	0-0-0 0-0/0-0	1-0-1 0-0/0-0	0-0-0 0-0/0-0	0-0-0 0-0/0-0	0-0-0 0-0/0-0	0-0-0 0-0/0-0	0-0-0 0-0/0-0	0-0-0 0-0/0-0	0-0-0 0-0/0-0	0-0-0 0-0/0-0

TEAM GAME-BY-GAME STATISTICS

Total Offense		MEM	VU	WYO	UT	CIT	ALA	UK	AUB	ARK	LSU	MSU
Yards	UM	262	400	282	250	366	279	361	209	326	175	189
	Opp	268	523	383	378	81	355	256	362	264	380	409
Total Plays	UM	67	63	57	63	68	63	60	62	74	60	49
	Opp	67	90	77	83	42	67	77	75	64	67	76
Avg/Play	UM	3.9	6.3	4.9	4.0	5.4	4.4	4.7	3.4	4.4	2.9	3.9
	Opp	4.0	5.8	5.0	4.6	1.9	5.3	4.3	4.8	4.1	5.7	5.4
Rushing												
Yards	UM	55	124	162	50	112	69	163	23	10	7	31
	Opp	119	209	163	172	60	121	149	123	89	177	304
Carries	UM	36	28	28	25	38	30	38	27	34	22	25
	Opp	38	49	43	48	28	30	39	46	40	41	56
TDs	UM	1	1	1	1	1	0	0	0	1	0	0
	Opp	0	4	1	2	1	1	1	1	0	2	3
Passing												
Yards	UM	207	276	120	200	254	210	198	186	316	168	158
	Opp	149	314	220	206	21	234	107	239	175	203	105
Attempts	UM	31	35	29	38	30	33	38	35	40	38	24
	Opp	29	41	34	35	14	37	22	29	24	26	20
Completions	UM	15	17	12	18	20	19	19	21	21	20	15
	Opp	16	24	17	18	5	22	12	19	17	15	11
Comp. %	UM	48.4	48.6	41.4	47.4	66.7	57.6	50.0	60.0	52.5	52.6	62.5
	Opp	55.2	58.5	50.0	51.4	35.7	59.5	54.5	65.5	70.8	57.7	55.0
TDs	UM	0	1	1	0	1	1	1	0	1	1	2
	Opp	0	0	2	0	0	0	0	2	3	3	2
Had Intercepted	UM	2	0	3	2	1	1	0	1	2	2	4
	Opp	2	0	1	0	1	0	0	0	0	1	1
First Downs												
Total	UM	16	18	10	15	18	14	18	14	14	11	12
	Opp	16	31	18	23	4	17	16	24	17	19	23
Rushing	UM	4	4	6	3	5	2	9	3	2	1	2
	Opp	8	14	10	10	2	6	8	10	2	12	18
Passing	UM	12	14	4	10	11	11	8	8	11	7	10
	Opp	8	16	8	11	1	11	6	12	14	7	5
Penalty	UM	0	0	0	2	2	1	1	3	1	2	0
	Opp	0	1	0	2	1	0	2	2	1	0	0
Time of Possession	UM	30:35	22:36	22:59	24:06	35:05	32:47	35:08	25:26	32:42	26:26	25:13
	Opp	29:25	37:24	37:01	35:54	24:55	27:13	24:52	34:34	27:18	33:34	34:47
Third Down	UM	3-15	4-15	7-17	5-13	6-13	7-18	8-20	4-15	9-20	2-14	3-10
	Opp	4-15	11-18	2-13	9-18	2-12	7-16	3-13	8-17	9-15	6-12	8-15
Fourth Down	UM	1-1	2-2	1-3	1-2	0-0	0-0	0-1	0-2	1-1	2-2	0-0
	Opp	2-2	0-0	0-1	1-3	0-0	0-1	0-1	2-4	0-0	1-1	1-1
Punting	UM	6-228	6-234	5-181	5-207	5-204	7-297	6-187	6-224	6-226	9-325	5-190
	Opp	7-275	5-156	6-195	2-92	9-338	6-220	8-238	2-88	6-272	4-128	4-159
Fumbles	UM	0-0	1-1	1-1	3-1	2-2	1-1	1-0	1-0	2-0	5-0	1-0
	Opp	1-1	3-1	0-0	1-0	2-1	2-2	5-3	4-2	2-2	2-1	0-0
Penalties	UM	5-25	8-85	7-40	9-71	8-71	5-26	3-25	5-51	3-32	4-27	3-11
	Opp	4-26	7-50	10-91	7-63	4-35	6-40	9-62	6-47	7-43	5-38	6-52
Punt Returns	UM	5-37	2-52	3-35	1-8	3-23	3-16	1-2	1-(-5)	1-0	0-0	1-1
	Opp	5-33	2-22	1-4	3-21	0-0	2-9	3-24	3-30	3-34	4-32	2-22
Kickoff Returns	UM	1-27	5-316	5-119	2-21	2-21	1-16	1-3	3-53	4-62	7-80	6-40
	Opp	0-0	6-375	1-0	1-20	3-41	1-18	3-57	0-0	1-27	2-29	1-14
Sacks By	UM	2-14	2-19	2-12	1-7	0-0	2-13	3-24	4-30	2-21	1-10	0-0
	Opp	5-33	1-15	3-16	4-29	2-28	0-0	0-0	3-9	5-42	1-11	4-41

Ole Miss 10, Memphis 6

Game #1 • September 5, 2005

Attendance: 53,339 • Liberty Bowl Memorial Stadium • Memphis, Tenn.

MEMPHIS, Tenn. (AP) - Linebacker Garry Pack intercepted Will Hudgens' pass at the goal line with about 20 seconds left to help Ole Miss hold off Memphis 10-6 in front of a crowd of 53,339 at the Liberty Bowl for the Rebels' first victory under new coach Ed Orgeron.

Orgeron, the former Southern California defensive line coach, took over the Rebels after David Cutcliffe was let go following a 4-7 season.

Michael Spurlock was 14-of-27 for 184 yards and had a 12-yard, fourth-down touchdown run in the third quarter for Ole Miss in the season opener for both teams.

Memphis reached the Ole Miss 37 on its second-to-last drive, but Rebels safety Charles Clark recovered receiver Maurice Avery's fumble with 2:37 to play.

The Rebels limited Tigers star DeAngelo Williams to 85 yards on 24 carries and allowed only 119 yards rushing overall.


Memphis led 6-3 at the half.

Hudgens took over the Memphis offense after starting quarterback Patrick Byrne broke his right leg on the Tigers' third play from scrimmage.

On Hudgens' first drive, he set up Stephen Gostkowski's 34-yard field goal that tied it at 3-3. Gostkowski added a 47-yarder in the second quarter.

Spurlock completed nine of his 13 first-half passes and kept the Rebels moving. Most of those connections in the first half were to Mario Hill, who caught six passes for 102 yards before the break. Hill finished with eight catches for 132 yards.

But Ole Miss couldn't capitalize in the first half, managing only Matt Hinkle's 35-yard field goal on its opening series.



Garry Pack

Memphis	3	3	0	0	—	6
Ole Miss	3	0	7	0	—	10

1st Quarter

13:08 UM M. Hinkle 35-yd field goal
2:08 MEM S. Gostkowski 34-yd field goal

2nd Quarter

4:40 MEM S. Gostkowski 47-yd field goal

3rd Quarter

5:45 UM M. Spurlock 12-yd run (W. Moseley kick)

Team Stats

	MEM	UM
First Downs	16	16
Rushes-Yards	38-119	36-55
Passing Yards	149	207
Att.-Comp.-Int.	29-16-2	31-15-2
Total Plays-Yards	67-268	67-262
Fumbles-Lost	1-1	0-0
Penalties-Yards	4-26	5-25
Punts-Average	7-39.3	6-38.0
Punt Returns	5-33	5-37
KO Returns	0-0	1-27
Interceptions	2-7	2-65
Possession Time	29:25	30:35
3rd Down Conv.	4-15	3-15
4th Down Conv.	2-2	1-1
Sacks By-Yards	5-33	2-14

Individual Leaders

Rushing

MEM: D. Williams, 24-85
M. Avery, 2-19
UM: M. McSwain, 6-30
J. Pittman, 9-18

Passing

MEM: W. Hudgins, 28-15-2-145
UM: M. Spurlock, 27-14-1-184

Receiving

MEM: R. Scott, 4-25
M. Avery, 3-28
UM: M. Hill, 8-132
T. Biddle, 4-59

Vanderbilt 31, Ole Miss 23

Game #2 • September 17, 2005

Attendance: 34,847 • Vanderbilt Stadium • Nashville, Tenn.

NASHVILLE, Tenn. (AP) - Jay Cutler threw for 314 yards and ran for another 58, leading Vanderbilt to a 31-23 victory over Ole Miss that made the Commodores 3-0 for the first time since 1984.

Jeff Jennings ran 24 times for 103 yards and three touchdowns, the last with 1:26 left to make it an eight-point game.


Ole Miss (1-1, 0-1 SEC) had one last chance with quarterback Micheal Spurlock trying to drive the Rebels, but he got hurt while scrambling near mid-field. Robert Lane came off the bench and got the Rebels to the Vanderbilt 16.

On third-and-5 with time running out, linebacker Moses Osemwegie knocked the ball from Lane's hands and recovered with 1 second left.

But Ole Miss scored 20 straight points in the second half and had a chance to tie the game after Mike Espy's 51-yard punt return for a touchdown. Ralph McKenzie blocked Will Moseley's extra point attempt with 8:20 left to preserve the 24-23 Vanderbilt lead.

Ole Miss opened the game by driving 55 yards and going up 3-0 on Moseley's 30-yard field goal. Vanderbilt scored the next 24 points as Bryant Hahnfeldt kicked a 37-yard field goal, Jennings capped two drives with TD runs of 3 and 4 yards and Cassen Jackson-Garrison ran for a 7-yard TD with 11:07 left in the third.

The Rebels rallied with two touchdowns within a 3:30 span in the third quarter. Spurlock found Mario Hill for a 28-yard touchdown on fourth-and-6 with 8:50 left. Mico McSwain ran to his right and cut back across the field for a 53-yard touchdown, to make it 24-17.



Mike Espy

Ole Miss	3	0	14	6	—	23
Vanderbilt	3	14	7	7	—	31

1st Quarter

9:52 UM W. Moseley 30-yd field goal
2:55 VU B. Hahnfeldt 37-yd field goal

2nd Quarter

12:43 VU J. Jennings 3-yd run (B. Hahnfeldt kick)
6:17 VU J. Jennings 4-yd run (B. Hahnfeldt kick)

3rd Quarter

11:07 VU Garrison 7-yd run (B. Hahnfeldt kick)
8:50 UM M. Hill 28-yd pass from M. Spurlock (W. Moseley kick)
5:26 UM M. McSwain 53-yd run (W. Moseley kick)

4th Quarter

8:20 UM M. Espy 51-yd punt return (kick failed)
1:26 VU J. Jennings 1-yd run (B. Hahnfeldt kick)

Team Stats

	UM	VU
First Downs	18	31
Rushes-Yards	28-124	49-209
Passing Yards	276	314
Att.-Comp.-Int.	35-17-0	41-24-0
Total Plays-Yards	63-400	90-523
Fumbles-Lost	1-1	3-1
Penalties-Yards	8-85	7-50
Punts-Average	6-39.0	5-31.2
Punt Returns	2-52	2-22
KO Returns	5-128	2-41
Interceptions	0-0	0-0
Possession Time	22:36	37:24
3rd Down Conv.	4-15	11-18
4th Down Conv.	2-2	0-0
Sacks By-Yards	2-19	1-15

Individual Leaders

Rushing

UM: M. McSwain, 6-72
M. Spurlock, 9-24
VU: J. Jennings, 24-103
J. Cutler, 15-58

Passing

UM: M. Spurlock, 32-16-0-257
VU: J. Cutler, 41-24-0-314

Receiving

UM: M. Hill, 6-106
T. Biddle, 5-88
VU: E. Davis, 8-107
D. Dunning, 4-86

Wyoming 24, Ole Miss 14

Game #3 • September 24, 2005
Attendance: 53,652 • Vaught-Hemingway Stadium • Oxford, Miss.

OXFORD, Miss. - Mico McSwain rushed for 114 yards on seven carries, highlighted by a 60-yard touchdown run in the first quarter, but it wasn't enough to propel the Rebels to victory as Wyoming (3-1, 1-0 MWC) defeated Ole Miss (1-2, 0-1 SEC) 24-14 in Oxford.

McSwain's 114 yards led all Rebel rushers and was the first 100-yard performance of his career. Freshman Antonio Turner made a solid showing in the first half, tallying 29 yards on eight carries in his first action of the season.

Micheal Spurlock, who broke his finger against Vanderbilt and did not start, entered the game in place of starter Robert Lane late in the third quarter. Spurlock finished the night with 83 yards passing and a touchdown as he went 5-for-14 with one interception. Lane was 7-for-15 for 37 yards and two interceptions on the night.

Running back Wyndel Seldon led all rushers with 124 yards on 21 carries and one touchdown to propel the Cowboys to the win. Quarterback Corey Bramlett went 17-of-33 for 220 yards, with one interception and two touchdowns on the night. Seldon was also the top receiving target for Bramlett, catching four passes for 78 yards.

The Rebels opened the game strong, scoring on a 77-yard drive in four plays, capped by McSwain's 60-yard run that gave the Rebels a 7-0 lead at the 7:15 mark. Ole Miss would then be held scoreless until the fourth quarter, while Wyoming would come to life.

Wyoming tied the game late in the second quarter, scoring at the 4:35 mark on a five-yard run from Seldon to even the score at seven. The Cowboys got the ball back after the defense held the Rebels, and Wyoming started the second scoring drive of the quarter at its own 29-yard line. The Cowboys then drove 71 yards to score their second touchdown of the night on a 29-yard pass to Jovon Bouknight to take the lead with 50 seconds left in the half. The PAT attempt failed and Wyoming held a 13-7 edge at the break.

Wyoming capped its scoring with :06 seconds left in the third quarter as Bramlett found Wade Betschart in the end zone for a four-yard pass to give Wyoming the 24-7 lead.

Ole Miss held the Cowboys on the next possession and cut into the lead with a 41-yard pass to Espy at the 1:33 mark in the game for the final 24-14 margin.



Mico McSwain

Wyoming	0	13	11	0	—	24
Ole Miss	7	0	0	7	—	14

1st Quarter						
7:15	UM	M. McSwain 60-yd run (R. Bass kick)				
2nd Quarter						
4:35	WYO	W. Seldon 5-yd run (D. Yaussi kick)				
0:50	WYO	J. Bouknight 29-yd pass from C. Bramlett (D. Yaussi rush fumbled)				
3rd Quarter						
13:04	WYO	D. Yaussi 53-yd field goal				
0:06	WYO	W. Betschart 4-yd pass from C. Bramlett (J. Wallace pass from C. Bramlett)				
4th Quarter						
1:33	UM	M. Espy 41-yd pass from M. Spurlock (R. Bass kick)				

Team Stats	WYO	UM
First Downs	18	10
Rushes-Yards	43-163	28-162
Passing Yards	220	120
Att.-Comp.-Int.	34-17-1	29-12-3
Total Plays-Yards	63-400	90-523
Fumbles-Lost	0-0	1-1
Penalties-Yards	10-91	7-40
Punts-Average	6-32.5	5-36.5
Punt Returns	1-4	3-35
KO Returns	1-0	5-119
Interceptions	3-10	1-10
Possession Time	37:01	22:59
3rd Down Conv.	7-17	2-13
4th Down Conv.	0-1	1-3
Sacks By-Yards	3-16	2-12

Individual Leaders
Rushing
WYO: W. Seldon, 21-124
C. Bramlett, 11-25
UM: M. McSwain, 7-114
T. Biddle, 2-32
Passing
WYO: C. Bramlett, 33-17-1-220
R. Lane, 15-7-2-37
M. Spurlock, 14-5-1-83
Receiving
WYO: W. Seldon, 4-78
J. Bouknight, 4-60
UM: M. Espy, 2-67
J. Cook, 2-19

#9/10 Tennessee 27, Ole Miss 10

Game #4 • October 1, 2005
Attendance: 107,709 • Neyland Stadium • Knoxville, Tenn.

KNOXVILLE, Tenn. (AP) - Gerald Riggs ran for a touchdown and Jonathan Wade returned an interception for another score to give Tennessee a first-quarter lead, and the Vols held on to beat Ole Miss 27-10.

The Rebels (1-3, 0-2 SEC) lost their 12th straight to Tennessee in new coach Ed Orgeron's first visit to Neyland Stadium.

The Vols (3-1, 2-1) looked as if they were headed for a rout after getting a quick 14-0 lead. But the Ole Miss defense stiffened and held Tennessee to three field-goal attempts the rest of the first half. James Wilhoit made a 25-yarder, missed a 44-yarder and had a 51-yarder blocked.

Riggs scored the Vols' first touchdown with 10:24 to go in the first quarter after he appeared to be stopped but then bounced outside to scamper in for the 2-yard score.

Riggs had 125 yards on 26 carries.

Wade got his touchdown after intercepting Micheal Spurlock at the Ole Miss 19 with 9:46 left in the first quarter. And Spurlock fumbled late in the fourth quarter, and the Vols recovered it at the Ole Miss 13. Arian Foster ran 1 yard for a touchdown a few plays later.

Spurlock was 18-of-37 for 200 yards. His favorite target was Mike Espy, who had 115 yards receiving on a career-high 10 catches.

Ole Miss scored its first touchdown on an impressive drive in the fourth quarter, capped by Mico McSwain's 2-yard run that cut Tennessee's lead to 10.

Will Moseley, who had missed two field goal attempts past 40 yards coming into the game, nailed a 50-yarder in the first quarter that cut the lead to 14-3. Wilhoit made a 23-yarder in the third quarter for Tennessee.



Micheal Spurlock

Ole Miss	3	0	0	7	—	10
Tennessee	14	3	3	7	—	27

1st Quarter		
10:24	UT	G. Riggs 2-yd run (J. Wilhoit kick)
9:47	UT	J. Wade 19-yd interception return (J. Wilhoit kick)
5:09	UM	W. Moseley 50-yd field goal
2nd Quarter		
9:33	UT	J. Wilhoit 25-yd field goal
3rd Quarter		
5:32	UT	J. Wilhoit 23-yd field goal
4th Quarter		
10:18	UM	M. McSwain 2-yd run (R. Bass kick)
2:08	UT	A. Foster 1-yd run (J. Wilhoit kick)

Team Stats	UM	UT
First Downs	15	23
Rushes-Yards	25-50	48-172
Passing Yards	200	206
Att.-Comp.-Int.	38-18-2	35-18-0
Total Plays-Yards	63-250	83-378
Fumbles-Lost	3-1	1-0
Penalties-Yards	9-71	7-63
Punts-Average	5-41.4	2-46.0
Punt Returns	1-8	3-21
KO Returns	2-21	1-20
Interceptions	0-0	2-19
Possession Time	24:06	35:54
3rd Down Conv.	5-13	9-18
4th Down Conv.	1-2	1-3
Sacks By-Yards	1-7	4-29

Individual Leaders
Rushing
UM: M. McSwain, 13-70 (TD)
J. Cook, 2-4
UT: G. Riggs, 26-125
A. Foster, 11-36
Passing
UM: M. Spurlock, 37-18-2-200
UT: R. Clausen, 35-18-0-206
Receiving
UM: M. Espy, 10-115
T. Biddle, 4-52
UT: J. Swain, 3-43
B. Smith, 3-17

Ole Miss 27, The Citadel 7

Game #5 • October 8, 2005

Attendance: 50,272 • Vaught-Hemingway Stadium • Oxford, Miss.

OXFORD, Miss. - Micheal Spurlock threw for one touchdown and ran for another, and Ole Miss shook off a sluggish first half to defeat The Citadel 27-7.

Spurlock directed three straight scoring drives in the second half for the Rebels (2-3), who led 10-7 in the third quarter before scoring the final 17 points against the Division I-AA Bulldogs to snap a three-game losing streak.

Freshman Mico McSwain rushed for 105 yards on 20 carries for Ole Miss, which won for the first time since beating Memphis on Labor Day in Ed Orgeron's first game as head coach.

The Rebels held The Citadel (2-3) to 81 yards of total offense. The Bulldogs' only score came in the third quarter when Avery Dingle intercepted Robert Lane's pass and returned it 44 yards for a touchdown.

Spurlock returned on the next series and broke the game open by leading three consecutive scoring drives. He ran 1 yard for a touchdown and threw a 4-yard scoring pass to Mike Espy before Robert Bass kicked a 23-yard field goal to complete the scoring.

Playing with a broken middle finger on his left, non-throwing hand, Spurlock finished 20-of-29 for 254 yards.

Ole Miss led 3-0 at halftime on a 44-yard field goal by Will Moseley, and the Rebels had minus-16 yards rushing in the first half.

Travis Johnson returned a fumble 16 yards for a touchdown on the first play of the third quarter to extend the Rebels' lead to 10-7.



Travis Johnson

Citadel	0	0	7	0	—	7
Ole Miss	3	0	21	3	—	27
1st Quarter						
1:56	UM	W. Moseley 44-yd field goal				
3rd Quarter						
14:52	UM	T. Johnson 16-yd fumble recovery (R. Bass kick)				
12:02	CIT	A. Dingle 44-yd interception return (B. Vandiver kick)				
6:55	UM	M. Spurlock 1-yd run (R. Bass kick)				
1:55	UM	M. Espy 4-yd pass from M. Spurlock (R. Bass kick)				
4th Quarter						
9:01	UM	R. Bass 23-yd field goal				

Team Stats	CIT	UM
First Downs	4	18
Rushes-Yards	28-60	38-112
Passing Yards	21	254
Att.-Comp.-Int.	14-5-1	30-20-1
Total Plays-Yards	42-81	68-366
Fumbles-Lost	2-1	2-2
Penalties-Yards	4-35	8-71
Punts-Average	9-37.6	5-40.8
Punt Returns	0-0	3-23
KO Returns	3-41	2-21
Interceptions	1-44	1-10
Possession Time	24:55	35:05
3rd Down Conv.	2-12	6-13
4th Down Conv.	0-0	0-0
Sacks By-Yards	2-28	0-0

Individual Leaders
Rushing
CIT: M. Lee, 9-32
N. Goodrum, 8-29
UM: M. McSwain, 20-105
A. Turner, 11-30
Passing
CIT: J. Knox, 14-5-1-21
UM: M. Spurlock, 29-20-0-254
R. Lane, 1-0-1-0
Receiving
CIT: K. Palmer, 3-4
M. Wigal, 1-12
UM: L. Kendrick, 5-48
M. Espy, 4-47

#6/7 Alabama 13, Ole Miss 10

Game #6 • October 15, 2005

Attendance: 60,135 • Vaught-Hemingway Stadium • Oxford, Miss.

OXFORD, Miss. - Jamie Christensen's 31-yard field goal as time expired lifted No. 6 Alabama to a 13-10 victory over Ole Miss.

Brodie Croyle finished with 234 yards passing and converted three third downs on the game-winning drive for the Crimson Tide, who looked out of sync against an inspired Ole Miss team looking for its first big win under new coach Ed Orgeron.

Alabama began its decisive drive at its own 24-yard line with 2:39 to play. Croyle, held in check for much of the second half by an aggressive Rebels defense, took command. He was 3-of-4 for 24 yards on the drive with three key conversions - a 20-yard run on third-and-9, a 7-yard pass to Matt Miller on third-and-2 and a 2-yard sneak on third-and-1 in the final minute.

That set up Kenneth Darby's 16-yard run to the Ole Miss 14. Alabama called time out with 3 seconds left. Christensen converted his game-winner from the right hash, then was mobbed by his relieved teammates.

Darby, the SEC's leading rusher, had 70 of his 100 yards in the second half. He appeared to give Alabama a spark early in the second half when he burst 48 yards untouched to give the Crimson Tide a 10-7 lead.

Neither team's offense could generate much of a threat the rest of the way until Alabama's game-winning drive in the closing minutes.

Against the SEC's second-best pass defense, Micheal Spurlock was 19-of-32 for 210 yards, his third consecutive 200-yard passing game, with a 27-yard touchdown pass to Mario Hill.

The Rebels held Darby to just 30 yards in the first half and led 7-3 at halftime. That margin could have been bigger - Ole Miss missed one field goal and had another blocked.

The Rebels' touchdown came after forcing a turnover from the SEC's stingiest team which entered the game with just five turnovers.

Linebacker Garry Pack recovered DJ Hall's first-quarter fumble at the Tide 26, and three plays later, Spurlock hit Hill for the TD.

The Tide cut it to four early in the second on Christensen's 43-yard field goal.

Alabama	0	3	7	3	—	13
Ole Miss	7	0	0	3	—	10
1st Quarter						
3:47	UM	M. Hill 27-yd pass from M. Spurlock (R. Bass kick)				
2nd Quarter						
11:37	UA	J. Christensen 43-yd field goal				
3rd Quarter						
12:07	UA	K. Darby 48-yd run (J. Christensen kick)				
4th Quarter						
11:42	UM	R. Bass 24-yd field goal				
0:00	UA	J. Christensen 31-yd field goal				

Team Stats	UA	UM	Individual Leaders
First Downs	17	14	Rushing
Rushes-Yards	30-121	30-69	UA: K. Darby, 20-100
Passing Yards	234	210	B. Croyle, 5-20
Att.-Comp.-Int.	37-22-0	33-19-1	UM: M. McSwain, 27-70
Total Plays-Yards	67-355	63-279	A. Turner, 1-5
Fumbles-Lost	2-2	1-1	Passing
Penalties-Yards	6-40	5-26	UA: B. Croyle, 37-22-0-234
Punts-Average	6-36.7	7-42.4	UM: M. Spurlock, 33-19-1-210
Punt Returns	2-9	3-16	Receiving
KO Returns	1-18	1-16	UA: K. Brown, 6-79
Interceptions	1-39	0-0	N. Walker, 3-46
Possession Time	27:13	32:47	UM: T. Biddle, 5-77
3rd Down Conv.	7-16	7-18	M. Hill, 3-73
4th Down Conv.	0-1	0-0	
Sacks By-Yards	0-0	2-13	

Ole Miss 13, Kentucky 7

Game #7 • October 22, 2005

Attendance: 48,457 • Vaught-Hemingway Stadium • Oxford, Miss.

OXFORD, Miss. (AP) - Micheal Spurlock passed for 198 yards and a touchdown, as Ole Miss bounced back from a tough loss, beating Kentucky 13-7.

Redshirt freshman Mico McSwain had 104 yards rushing and Spurlock threw a 9-yard scoring pass to Mike Espy to lead Ole Miss (3-4, 1-3 SEC), which scored the first 13 points and held on to avoid its first 0-4 start in conference play since 1984.

The Wildcats (1-5, 0-3) lost their fourth straight, but avoided a shutout when Arliss Beach raced 4 yards for a touchdown with 2:36 left.

The Rebels then ran out the clock behind McSwain, who rushed for 50 yards on the final drive, and gave coach Ed Orgeron his first SEC victory in four tries.

The Wildcats were held to 47 yards in the first half, lost three fumbles, punted eight times and failed to advance inside the Ole Miss 20 until the closing minutes.

Andre' Woodson was 12-of-20 for 107 yards for Kentucky. Rafael Little rushed for 77 yards and Beach had 73.

Matt Hinkle kicked field goals of 45 and 18 yards, but the Rebels missed four attempts. Two were blocked, one sailed wide right and a third hit the right upright as time expired in the first half.

Spurlock hit Tave Biddle for a 33-yard gain to set up his TD pass to Espy.

Then, the Rebels forced two turnovers in an 11-second span late in the half - but scored just three points off the miscues.

Ole Miss recovered Little's fumble at the Kentucky 27 with 14 seconds left in the half, and two plays later, Hinkle hit a 45-yarder. The Wildcats muffed the ensuing kickoff and Ole Miss recovered at the 29 with enough time for another try. But Hinkle's 47-yard attempt bounced off the right upright as time expired.



Mico McSwain

#19/19 Auburn 27, Ole Miss 3

Game #8 • October 29, 2005

Attendance: 85,791 • Jordan-Hare Stadium • Auburn, Ala.

AUBURN, Ala. (AP) - No. 19 Auburn allowed only 23 yards rushing and had an early goal line stand in a 27-3 victory over Ole Miss.

The Rebels (3-5, 1-4 SEC) managed just 209 total yards and Ethan Flatt replaced Micheal Spurlock at quarterback in the fourth quarter. They had allowed only one TD in each of the last three games, but couldn't keep up that string against the league's top scoring offense.

Brandon Cox and Kenny Irons supplied most of the offense for the Tigers (6-2, 4-1). Cox was 17-of-27 passing for 205 yards and a touchdown and Irons ran for 101 yards and another TD on 32 carries.

Ben Obomanu's hauled in a 1-yard TD catch that came on a fourth-and-goal play in the third quarter.

The Tigers also scored on a trick play. Receiver Courtney Taylor took the ball on a reverse and heaved it to a wide-open Devin Aromashodu for a 28-yard touchdown early in the second quarter.

Spurlock was 10-of-18 for 105 yards with an interception that set up another Auburn TD. Flatt twice led the Rebels into Auburn territory in the fourth quarter, going 11-of-17 for 81 yards.

Mico McSwain gained only 48 yards on 18 rushes for Ole Miss against the nation's fourth-ranked scoring defense.

The Rebels drove inside Auburn's 1 on their opening drive. Then Brandon Jacobs couldn't handle the pitch from Spurlock on fourth down for a 12-yard loss.

The Tigers then went for it on fourth-and-goal from the 3 on the following possession but Cox's pass fell incomplete under pressure to end a 16-play drive.

John Vaughn hit a 35-yarder and a 39-yarder in the final 3 minutes of the first half, the second set up by Steve Gandy's 29-yard return of a Spurlock interception.

Matt Hinkle kicked a 43-yard field goal in the second quarter for the Rebels' only points.



Matt Hinkle

Kentucky	0	0	0	7	—	7
Ole Miss	0	10	0	3	—	13

2nd Quarter

3:32 UM M. Espy 9-yd pass from M. Spurlock (M. Hinkle kick)
 0:05 UM M. Hinkle 45-yd field goal

4th Quarter

5:04 UM M. Hinkle 18-yd field goal
 2:36 UK A. Beach 4-yd run (T. Begley kick)

Team Stats

	UK	UM
First Downs	16	18
Rushes-Yards	38-149	39-163
Passing Yards	107	198
Att.-Comp.-Int.	22-12-0	38-19-0
Total Plays-Yards	60-256	77-361
Fumbles-Lost	5-3	1-0
Penalties-Yards	9-62	3-25
Punts-Average	8-29.8	6-31.2
Punt Returns	3-24	1-2
KO Returns	3-57	1-3
Interceptions	0-0	0-0
Possession Time	24:52	35:08
3rd Down Conv.	3-13	8-20
4th Down Conv.	0-1	0-1
Sacks By-Yards	0-0	3-24

Individual Leaders

Rushing

UK: R. Little, 14-77
 A. Beach, 11-73
 UM: M. McSwain, 24-104
 M. Spurlock, 5-39

Passing

UK: A. Woodson, 20-12-0-107
 C. Pulley, 2-0-0-0
 UM: M. Spurlock, 38-19-0-198

Receiving

UK: G. Holt, 4-41
 T. Cook, 2-23
 UM: M. Espy, 5-39
 M. Hill, 4-42

Ole Miss	0	3	0	0	—	3
Auburn	0	13	7	7	—	27

2nd Quarter

13:07 AU D. Aromashodu 28-yd pass from C. Taylor (J. Vaughn kick)
 8:41 UM M. Hinkle 43-yd field goal
 2:37 AU J. Vaughn 35-yd field goal
 0:51 AU J. Vaughn 39-yd field goal

3rd Quarter

6:46 AU B. Obomanu 1-yd pass from B. Cox (J. Vaughn kick)

4th Quarter

5:34 AU K. Irons 4-yd run (J. Vaughn kick)

Team Stats

	UM	AU
First Downs	14	24
Rushes-Yards	27-23	46-123
Passing Yards	186	239
Att.-Comp.-Int.	35-21-1	29-19-0
Total Plays-Yards	62-209	75-362
Fumbles-Lost	1-0	4-2
Penalties-Yards	5-51	6-47
Punts-Average	6-37.3	2-44.0
Punt Returns	1-5	3-30
KO Returns	3-53	0-0
Interceptions	0-0	1-29
Possession Time	25:26	34:34
3rd Down Conv.	4-15	8-17
4th Down Conv.	0-2	2-4
Sacks By-Yards	4-30	3-9

Individual Leaders

Rushing

UM: M. McSwain, 18-48
 B. Jacobs, 2-0
 AU: K. Irons, 32-101
 B. Obomanu, 2-43

Passing

UM: M. Spurlock, 18-10-1-105
 E. Flatt, 17-11-0-81
 AU: B. Cox, 27-17-0-205
 C. Taylor, 1-1-0-28
 B. Field, 1-1-0-6

Receiving

UM: M. Espy, 9-63
 M. Hill, 4-51
 T. Biddle, 4-45
 AU: P. Rodriguez, 3-55
 C. Taylor, 3-39

Arkansas 28, Ole Miss 17

Game #9 • November 12, 2005
Attendance: 53,289 • Vaught-Heminway Stadium • Oxford, Miss.

OXFORD, Miss. (AP) - Freshman Casey Dick threw two of his three second-half touchdown passes to Marcus Monk in Arkansas' 28-17 victory over Ole Miss.

Dick was 17 of 24 for 175 yards in his second career start for the Razorbacks (3-6, 1-5 Southeastern Conference), who held Ole Miss to 10 yards rushing and snapped a four-game losing streak.

Arkansas trailed 17-7 midway through the third quarter before the offense found a groove.

Dick had a 23-yard touchdown pass to Monk, then gave the Razorbacks the lead for good when his 4-yard TD pass to Peyton Hillis made it 21-17 with about 12 minutes remaining.

Dick sealed the victory by capping Arkansas' next possession with a 24-yard touchdown pass to Monk with 5:06 to play.

Ethan Flatt was 20-of-37 passing for 309 yards in his first start of the season for Ole Miss (3-6, 1-5), which saw its faint bowl hopes dashed by Arkansas for the second straight year.

Arkansas' Darren McFadden, who entered as the SEC's leading rusher, carried 13 times for 22 yards - nearly 87 below his average. Fellow freshman Felix Jones led the Razorbacks with 50 yards rushing on 13 carries.

Ole Miss' Mico McSwain, the most productive freshman rusher in school history, sprained his right ankle on a 2-yard gain during the Rebels' second series.

He spent the second half on crutches on the sideline, and finished with minus-1 yard. His replacement, Larry Kendrick, ran 1 yard for a touchdown and caught an 8-yard scoring pass for the Rebels, who led 14-7 at halftime.



Robert Lane

Arkansas	7	0	7	14	—	28
Ole Miss	7	7	3	0	—	17

1st Quarter		
3:10	UM	L. Kendrick 8-yd pass from E. Flatt (M. Hinkle kick)
0:00	AR	R. Kelly 42-yd interception return (C. Balseiro kick)
2nd Quarter		
5:37	UM	L. Kendrick 1-yd run (M. Hinkle kick)
3rd Quarter		
8:23	UM	M. Hinkle 28-yd field goal
3:33	AR	M. Monk 23-yd pass from C. Dick (Balseiro kick)
4th Quarter		
12:20	AR	P. Hillis 4-yd pass from C. Dick (Balseiro kick)
5:06	AR	M. Monk 24-yd pass from C. Dick (Balseiro kick)

Team Stats	AR	UM
First Downs	17	14
Rushes-Yards	40-89	34-10
Passing Yards	175	316
Att.-Comp.-Int.	24-17-0	40-21-2
Total Plays-Yards	64-264	74-326
Fumbles-Lost	2-2	2-0
Penalties-Yards	7-43	3-32
Punts-Average	6-45.3	6-37.7
Punt Returns	3-34	1-0
KO Returns	1-27	4-62
Interceptions	2-42	0-0
Possession Time	27:18	32:42
3rd Down Conv.	9-15	9-20
4th Down Conv.	0-0	1-1
Sacks By-Yards	5-42	2-21

Individual Leaders	
Rushing	
AR:	F. Jones, 13-50 D. Howard, 8-27 D. McFadden, 13-22
UM:	L. Kendrick, 23-48 (TD) T. Biddle, 1-8
Passing	
AR:	C. Dick, 24-17-0-175 (3 TD)
UM:	E. Flatt, 37-20-2-309 (TD) M. Spurlock, 3-1-0-7
Receiving	
AR:	M. Monk, 5-63 (2 TD) P. Hillis, 4-41 (TD) C. Washington, 3-53
UM:	L. Kendrick, 6-61 (TD) R. Lane, 4-116 M. Hill, 4-40

#4/4 LSU 40, Ole Miss 7

Game #10 • November 19, 2005
Attendance: 59,543 • Vaught-Heminway Stadium • Oxford, Miss.

OXFORD, Miss. (AP) - JaMarcus Russell threw two touchdown passes and LSU's defense smothered Ole Miss in a 40-7 victory.

LSU (9-1, 6-1 Southeastern Conference) held Ole Miss to 7 yards rushing and gave the Rebels their worst loss in Oxford in 56 years.

Joseph Addai and Justin Vincent each had 1-yard touchdown runs while Russell had a 3-yard scoring pass to Craig Davis and a 20-yard TD toss to Early Doucet in leading LSU to its eighth straight win since an overtime loss to Tennessee.

Russell finished 13-of-22 passing for 142 yards, Addai had 70 yards on 14 carries, and Chris Jackson kicked a season-best 48-yard field goal for LSU.


The Tigers defense, which entered as one of the SEC's best, lived up to its reputation, took a shutout into the final minutes and claimed a rare blowout win over Ole Miss. LSU had won the previous three meetings by a combined seven points.

Ole Miss' offensive struggles put the Rebels in an early hole. Ethan Flatt took a snap, stumbled in the end zone, fumbled and fell on the ball for a safety to give LSU a 2-0 lead.

The Tigers then scored twice in the second quarter to take control. Russell's 3-yard scoring pass to Davis extended the lead to 9-0 two plays into the second quarter. On the Tigers' next possession, Addai then had a 1-yard touchdown run to make it a 16-point game.

Ethan Flatt was 9-of-15 passing for 49 yards in his second start of the season for Ole Miss. Spurlock replaced him early in the third quarter and was 11-of-23 for 149 yards.

Rebel junior linebacker Patrick Willis tied his season-best with 15 total tackles.



Patrick Willis

LSU	2	14	10	14	—	40
Ole Miss	0	0	0	7	—	7

1st Quarter		
5:27	LSU	TEAM safety
2nd Quarter		
14:50	LSU	C. Davis 3-yd pass from J. Russell (C. David kick)
9:42	LSU	J. Addai 1-yd run (C. David kick)
3rd Quarter		
8:36	LSU	E. Doucet 20-yd pass from J. Russell (C. David kick)
4:04	LSU	C. Jackson 48-yd field goal
4th Quarter		
14:53	LSU	J. Vincent 1-yd run (C. David kick)
11:44	LSU	B. Brazell 55-yd pass from M. Flynn (C. David kick)
2:28	UM	T. Biddle 7-yd pass from M. Spurlock (M. Hinkle kick)

Team Stats	LSU	UM
First Downs	19	11
Rushes-Yards	41-177	22-7
Passing Yards	203	168
Att.-Comp.-Int.	26-15-1	38-20-2
Total Plays-Yards	67-380	60-175
Fumbles-Lost	2-1	5-0
Penalties-Yards	5-38	4-27
Punts-Average	4-32.0	9-36.1
Punt Returns	4-32	0-0
KO Returns	2-29	7-80
Interceptions	2-32	1-0
Possession Time	33:34	26:26
3rd Down Conv.	6-12	2-14
4th Down Conv.	1-1	2-2
Sacks By-Yards	1-11	1-10

Individual Leaders	
Rushing	
LSU:	J. Addai, 14-70 (TD) J. Vincent, 14-54 (TD) S. Carey, 7-40
UM:	M. Hill, 1-9 L. Kendrick, 12-8
Passing	
LSU:	J. Russell, 22-13-1-142 (2 TD) M. Flynn, 4-2-0-61 (TD)
UM:	M. Spurlock, 23-11-1-119 (TD) E. Flatt, 15-9-1-49
Receiving	
LSU:	C. Davis, 3-45 (TD) J. Vincent, 3-11 B. Brazell, 2-80 (TD)
UM:	M. Espy, 7-85 R. Lane, 6-30 M. Hill, 2-29

Mississippi State 35, Ole Miss 14

Game #11 • November 26, 2005
Attendance: 53,655 • Davis-Wade Stadium • Starkville, Miss.

STARKVILLE, Miss. (AP) - Jerious Norwood scored four touchdowns in his final game at Mississippi State, leading the Bulldogs to a 35-14 victory over rival Ole Miss in the Egg Bowl.

Norwood rushed for 204 yards and three touchdowns on 34 carries, and caught a 5-yard scoring pass from Mike Henig in leading the worst offense in the Southeastern Conference to 409 total yards - 146 more than its average.

He scored on runs of 1, 2 and 33 yards surpassing 200 yards rushing for the second time this season, and helped Mississippi State outrush Ole Miss 304-31. The Bulldogs (3-8, 1-7 SEC) won the Battle for the Golden Egg for the first time since 2001.

Norwood briefly left the game with leg cramps on the fifth play of the third quarter. He returned for the final play of the quarter and keyed two touchdown drives in the fourth quarter.

Henig was 11 of 20 passing for 105 yards and two TD passes. His 1-yard touchdown pass to Bryson Davis made it 28-14 and put the game out of reach.

Jeremie Johnson had two of his three interceptions in the fourth quarter to seal the victory.

The Bulldogs used big plays on special teams and defense to set up Norwood's first two TDs. First, Clarence McDougal partially blocked a Rebels' punt, and on the next play Norwood ran 33 yards for a score to tie it 7-7. Johnson returned his first interception to the Ole Miss 11, setting up Norwood's 2-yard touchdown run.

Norwood then gave Mississippi State a 21-14 lead with when his 1-yard scoring run with 46 seconds until halftime capped an 11-play drive.

Ethan Flatt had a 41-yard touchdown pass to Teye Biddle on the Rebels' opening drive, and Micheal Spurlock had a 7-yard touchdown pass to former quarterback Robert Lane.



Teye Biddle

Ole Miss	7	7	0	0	—	14
Mississippi State	0	21	0	14	—	35
1st Quarter						
13:29	UM	T. Biddle 41 yd pass from E. Flatt (M.Hinkle kick)				
2nd Quarter						
13:47	MSU	J. Norwood 33 yd run (A. Carlson kick)				
9:37	MSU	J. Norwood 2 yd run (A. Carlson kick)				
5:06	UM	R. Lane 7 yd pass from M. Spurlock (M. Hinkle kick)				
0:46	MSU	J. Norwood 1 yd run (A. Carlson kick)				
4th Quarter						
8:43	MSU	B. Davis 1 yd pass from M. Henig (A. Carlson kick)				
5:13	MSU	J. Norwood 5 yd pass from M. Henig (A. Carlson kick)				

Team Stats	UM	MSU	Individual Leaders
First Downs	12	23	
Rushes-Yards	25-31	56-304	Rushing
Passing Yards	158	105	UM: J. Pittman, 9-35
Att.-Comp.-Int.	15-24-4	11-20-1	L. Kendrick, 7-13
Total Plays-Yards	49-189	76-409	MSU: J. Norwood, 34-204
Fumbles-Lost	1-0	0-0	B. Thornton, 13-80
Penalties-Yards	3-11	6-52	Passing
Punts-Average	5-38.0	4-39.8	UM: M. Spurlock, 14-9-2-86-1
Punt Returns	1-1	2-22	E. Flatt, 10-6-2-72-1
KO Returns	6-40	1-14	MSU: M. Henig, 20-11-1-105-1
Interceptions	1-0	4-44	Receiving
Possession Time	25:13	34:47	UM: M. Espy, 5-43
3rd Down Conv.	3-10	8-15	T. Biddle, 4-66
4th Down Conv.	0-0	1-1	MSU: O. Conner, 4-69
Sacks By-Yards	0-0	4-41	B. Davis, 2-7

2005 Honors & Awards

Michael Bozeman - Defensive Line

- Jackson TD Club Most Valuable Ole Miss Senior
- Honorable Mention All-SEC (Associated Press)

Mico McSwain - Running Back

- Honorable Mention Freshman All-America (The Sporting News)

Michael Oher - Offensive Guard

- First Team Freshman All-America (Rivals.com, The Sporting News)
- Third Team Freshman All-America (CollegeFootballNews.com)
- First Team Freshman All-SEC (SEC Coaches, The Sporting News)

Kelvin Robinson - Linebacker

- SEC Good Works Team Player of the Week vs. Tennessee (9/26)

Jamarca Sanford - Defensive Back

- Third Team Freshman All-America (The Sporting News)
- First Team Freshman All-SEC (SEC Coaches, The Sporting News)

Tre' Stallings - Offensive Tackle

- First Team All-SEC (Coaches)

Patrick Willis - Linebacker

- First Team All-America (All-America Football Foundation, CollegeFootballNews.com)
- Second Team All-America (Walter Camp Football Foundation, The Associated Press, SI.com, Rivals.com)
- First Team All-SEC (Associated Press, SEC Coaches, CollegeFootballNews.com, Rivals.com)
- SEC Defensive Player of the Year (CollegeFootballNews.com, Scout.com)
- Chuck Bednarik Award Semifinalist
- Conerly Trophy Finalist
- SEC Top Linebacker (CollegeFootballNews.com)
- SEC No. 2 Rated Player Regardless of Position (CollegeFootballNews.com)
- Midseason All-America Second Team (CollegeFootballNews.com)
- SEC Player of the Week (Defense) vs. Memphis (9/5)

REBEL QUARTERBACK CLUB PLAYERS OF THE WEEK

vs. Memphis (9/5)

Offense: Micheal Spurlock (Sr., QB)
Defense: Patrick Willis (Jr., LB)
Special Teams: Will Moseley (Jr., K-P)
Trench: Michael Bozeman (Sr., NT)

vs. Vanderbilt (9/17)

Offense: Mico McSwain (RFr., RB)
Defense: Robert Russell (Fr., LB)
Special Teams: Mike Espy (Sr., PR)
Trench: Jayme Mitchell (Sr., DL)

vs. Wyoming (9/24)

Offense: Mico McSwain (RFr., RB)
Defense: Kelvin Robinson (Sr., LB)
Special Teams: Mike Espy (Sr., PR)
Trench: McKinley Boykin (Sr., DL)

vs. Tennessee (10/1)

Offense: Mike Espy (Sr., WR)
Defense: Patrick Willis (Jr., LB)
Special Teams: Will Moseley (Jr., K-P)
Trench: Jayme Mitchell (Sr., DL)

vs. The Citadel (10/8)

Offense: Micheal Spurlock (Sr., QB)
Defense: Travis Johnson (Sr., DB)
Special Teams: Rob Park (Fr., P)
Trench: McKinley Boykin (Sr., DL)

vs. Alabama (10/15)

Offense: Tre' Stallings (Sr., OL)
Defense: Michael Bozeman (Sr., NT)
Special Teams: Rob Park (Fr., P)
Trench: Michael Oher (Fr., OL)

vs. Kentucky (10/22)

Offense: Robert Lane (So., FB)
Defense: Michael Bozeman (Sr., NT)
Special Teams: Sidney McLaurin (Sr., LS)
Trench: Darryl Harris (So., OL)

vs. Auburn (10/29)

Offense: Ethan Flatt (Jr., QB)
Defense: Garry Pack (So., LB)
Special Teams: Matt Hinkle (So., K)
Trench: Corvelli Haynes (Sr., DE)

vs. Arkansas (11/12)

Offense: Ethan Flatt (Jr., QB) & Robert Lane (So., HB)
Defense: Patrick Willis (Jr., LB)
Special Teams: Sidney McLaurin (Sr., LS)
Trench: Corvelli Haynes (Sr., DE)

vs. LSU (11/19)

Offense: Mike Espy (Sr., WR)
Defense: Kelvin Robinson (Sr., LB)
Special Teams: Will Moseley (Jr., K)
Trench: Corvelli Haynes (Sr., DE)

vs. Mississippi State (11/26)

Offense: Teye Biddle (Sr., WR)
Defense: Jayme Mitchell (Sr., DL)
Special Teams: Rob Park (Fr., P)
Trench: Michael Bozeman (Sr., NT)