

1974 Facts 'n' Figures

TEAM STATISTICS

| | O.M. | Opp.'s | | O.M. | Opp.'s |
|------------------------|-------|--------|----------------------|--------|--------|
| TOTAL FIRST DOWNS | 171 | 191 | PUNTS RETURNED | 20 | 25 |
| By Rushing | 106 | 126 | Yards Returned | 139 | 113 |
| By Passing | 57 | 57 | Avg. Return | 6.95 | 4.5 |
| By Penalty | 8 | 8 | KICKOFFS RETURNED | 42 | 24 |
| TOTAL RUSH-PASS PLAYS | 781 | 744 | Yards Returned | 940 | 425 |
| NET RUSH-PASS YARDS | 2881 | 3836 | Avg. Return | 22.4 | 17.7 |
| NO. RUSHING ATTEMPTS | 570 | 575 | NO. PENALTIES-YARDS | 48-436 | 47-408 |
| NET YARDS RUSHING | 1781 | 2337 | FUMBLES-FUMBLES LOST | 38-21 | 42-24 |
| Yards Lost Rushing | 369 | 280 | TOTAL TOUCHDOWNS | 17 | 32 |
| YARDS GAINED PASSING | 1100 | 1499 | By Rushing | 10 | 23 |
| NO. PASSES ATTEMPTED | 217 | 169 | By Passing | 6 | 7 |
| NO. PASSES COMPLETED | 85 | 87 | By Interceptions | 1 | 1 |
| Pct. Completions | 39.2 | 52.1 | By Punt Returns | 0 | 1 |
| PASSES INTERCEPTED BY | 13 | 18 | FG's: ATT.-MADE | 12-5 | 12-7 |
| Yards Int.'s Returned | 238 | 237 | EP's: ATT. MADE | 17-16 | 32-27 |
| Average Return | 18.3 | 13.2 | By Kicking | 16-16 | 29-26 |
| AVERAGE GAIN PER GAME | 261.9 | 348.8 | By Passing | 0-0 | 2-1 |
| Avg. Gain Rushing | 161.9 | 212.5 | By Running | 1-0 | 1-0 |
| Avg. Gain Passing | 100.0 | 137.2 | TOTAL POINTS | 135 | 241 |
| AVERAGE GAIN PER PLAY | 3.7 | 5.2 | Avg. Points | 12.3 | 21.9 |
| Avg. Gain Per Rush | 3.1 | 4.1 | | | |
| Avg. Gain Per Pass | 5.1 | 8.9 | | | |
| Avg. Gain Per Comp. | 12.9 | 17.2 | | | |
| AVERAGE PLAYS PER GAME | 71.0 | 67.6 | | | |
| Avg. Plays Rushing | 51.8 | 52.3 | | | |
| Avg. Plays Passing | 19.7 | 15.4 | | | |
| NUMBER PUNTS | 76 | 58 | | | |
| Yards Punted | 2898 | 2184 | | | |
| Avg. Punt | 38.1 | 37.6 | | | |

RUSHING

| | No. | Gain | Loss | Net | Average | | |
|-----------|-----|------|------|-----|---------|------|-------|
| | | | | | Ply | Game | LP TD |
| Reed | 110 | 489 | 28 | 461 | 4.2 | 41.9 | 70 1 |
| Hofer | 66 | 309 | 4 | 305 | 4.6 | 43.6 | 52 0 |
| Kramer | 80 | 303 | 16 | 287 | 3.6 | 28.7 | 19 1 |
| Sweet | 49 | 219 | 9 | 210 | 4.3 | 30.0 | 31 0 |
| Lyons | 111 | 288 | 162 | 126 | 1.1 | 15.1 | 17 5 |
| Harris | 23 | 82 | 0 | 82 | 3.6 | 13.7 | 12 0 |
| Kimbrough | 13 | 93 | 13 | 80 | 6.2 | 26.7 | 24 0 |
| Smith | 22 | 83 | 8 | 75 | 3.4 | 18.8 | 9 0 |
| Ellis | 45 | 121 | 40 | 71 | 1.6 | 23.7 | 12 2 |
| Malouf | 28 | 98 | 36 | 62 | 2.2 | 15.1 | 16 1 |
| Evans | 22 | 64 | 51 | 13 | 0.6 | 13.3 | 15 0 |
| Breland | 1 | 9 | 0 | 9 | 9.0 | 9.0 | 9 0 |

PASSING

| | A | C | I | Yards. | Pct. | LP | TD |
|------------|-----|----|---|--------|------|----|----|
| Lyons, qb | 132 | 51 | 9 | 583 | 38.6 | 27 | 1 |
| Ellis, qb | 53 | 28 | 4 | 427 | 52.8 | 77 | 5 |
| Evans, qb | 17 | 4 | 2 | 65 | 23.5 | 29 | 0 |
| Malouf, qb | 15 | 2 | 3 | 25 | 13.3 | 13 | 0 |

TOTAL OFFENSE LEADERS

| | -Total- | | -Avg. Gain- | | LP | TD |
|------------|-----------|-----------|-------------|-------|----|----|
| | Plays/Yds | Play/Game | Play/Game | LP TD | | |
| Lyons, qb | 243 | 709 | 2.9 | 88.6 | 27 | 6 |
| Ellis, qb | 98 | 498 | 5.1 | 166.0 | 77 | 7 |
| Reed, fb | 110 | 461 | 4.2 | 41.9 | 70 | 1 |
| Hofer, fb | 66 | 305 | 4.6 | 43.6 | 52 | 0 |
| Kramer, tb | 80 | 287 | 3.6 | 28.7 | 19 | 1 |
| Sweet, tb | 49 | 210 | 4.3 | 30.0 | 17 | 0 |
| Malouf, qb | 42 | 87 | 2.0 | 21.5 | 16 | 1 |
| Evans, qb | 39 | 78 | 2.0 | 19.5 | 29 | 0 |

PASS RECEIVING

| | No. | Yards | Avg. | LP | TD |
|----------------|-----|-------|------|----|----|
| Kimbrough, flk | 23 | 271 | 11.8 | 30 | 2 |
| Weathers, te | 16 | 227 | 14.2 | 27 | 0 |
| Reed, tb | 13 | 229 | 17.6 | 77 | 3 |
| Small, se | 9 | 113 | 12.6 | 23 | 0 |
| Sweet, tb | 6 | 67 | 11.2 | 21 | 0 |
| Winstead, te | 5 | 77 | 15.4 | 31 | 1 |
| Harris, fb | 4 | 43 | 10.8 | 20 | 0 |
| Kramer, tb | 4 | 34 | 8.5 | 16 | 0 |
| Jarvis, te | 2 | 8 | 4.0 | 4 | 0 |
| Gunn, te | 1 | 12 | 12.0 | 12 | 0 |
| Hofer, fb | 1 | 10 | 10.0 | 10 | 0 |
| Smith, fb | 1 | 7 | 7.0 | 7 | 0 |

PUNTING

| | No. | Yards | Avg. | LP | BLK |
|--------------|-----|-------|------|----|-----|
| Breland, flk | 76 | 2898 | 38.1 | 58 | 0 |

SCORING

| | TD | EPA-M | FGA-M | TP |
|-----------------|----|-------|-------|----|
| Lavinghouze, ks | 0 | 16-16 | 12-5 | 31 |
| Lyons, qb | 5 | | | 30 |
| Reed, tb | 4 | | | 24 |
| Kimbrough, flk | 2 | | | 12 |
| Ellis, qb | 2 | | | 12 |
| Malouf, qb | 1 | | | 6 |
| Turner, de | 1 | | | 6 |
| Kramer, tb | 1 | | | 6 |
| Winstead, te | 1 | | | 6 |
| Safety (team) | | | | 2 |

PUNT RETURNS

| | No. | Yards | Avg. | LP | TD |
|----------------|-----|-------|------|----|----|
| Hall, fb | 10 | 98 | 9.8 | 31 | 0 |
| Kimbrough, flk | 7 | 37 | 5.3 | 16 | 0 |
| Sweet, tb | 3 | 4 | 1.3 | 9 | 0 |

KICKOFF RETURNS

| | No. | Yards | Avg. | LP | TD |
|----------------|-----|-------|------|----|----|
| Hofer, fb | 15 | 342 | 22.8 | 45 | 0 |
| Kimbrough, flk | 15 | 270 | 18.0 | 56 | 0 |
| Sweet, tb | 8 | 262 | 32.8 | 51 | 0 |
| Kramer, tb | 2 | 38 | 19.0 | 20 | 0 |
| Reed, tb | 1 | 20 | 20.0 | 20 | 0 |
| Small, se | 1 | 8 | 8.0 | 8 | 0 |

INTERCEPTIONS

| | No. | Yards | Avg. | LP | TD |
|----------------|-----|-------|------|----|----|
| Hall, fs | 5 | 103 | 20.6 | 36 | 0 |
| Nasif, lcb | 2 | 13 | 6.5 | 11 | 0 |
| Turner, de | 1 | 42 | 42.0 | 42 | 1 |
| B. Pittman, ss | 1 | 28 | 28.0 | 28 | 0 |
| P. Markow, ss | 1 | 24 | 24.0 | 24 | 0 |
| Stuart, lb | 1 | 23 | 23.0 | 23 | 0 |
| G. Markow, de | 1 | 5 | 5.0 | 5 | 0 |
| Sutherland, ss | 1 | 0 | 0.0 | 0 | 0 |

DEFENSIVE LEADERS

| | T | A | F | K | PD | TGP |
|-----------------|----|----|---|---|----|-------|
| Williams, dt | 66 | 30 | 1 | 0 | 0 | 10/48 |
| Turner, de | 66 | 28 | 3 | 1 | 1 | 9/49 |
| Coleman, lb | 62 | 39 | 2 | 0 | 5 | 3/17 |
| Russell, lb | 61 | 43 | 0 | 0 | 1 | 3/9 |
| Stuart, lb | 57 | 38 | 1 | 1 | 3 | 2/7 |
| P. Markow, ss | 41 | 16 | 0 | 1 | 7 | 1/5 |
| Hall, fs | 40 | 31 | 1 | 5 | 5 | |
| McKinzie, dt | 37 | 26 | 0 | 0 | 0 | 1/5 |
| G. Markow, de | 36 | 30 | 6 | 1 | 1 | 2/20 |
| M. Pittman, dt | 29 | 8 | 1 | 0 | 0 | |
| Hatch, rcb | 25 | 10 | 1 | 0 | 6 | |
| Nasif, lcb | 23 | 11 | 1 | 2 | 4 | |
| Farris, de | 21 | 16 | 2 | 0 | 1 | |
| Murff, lcb | 19 | 14 | 0 | 0 | 4 | |
| Arnold, de | 13 | 1 | 1 | 0 | 0 | |
| Storey, slb | 12 | 12 | 0 | 0 | 0 | |
| King, lb | 12 | 4 | 0 | 0 | 0 | |
| Sutherland, ss | 10 | 12 | 0 | 1 | 0 | |
| Steele, lb | 8 | 6 | 0 | 0 | 0 | |
| Robertson, dt | 8 | 3 | 0 | 0 | 0 | |
| Johnson, dt | 7 | 5 | 0 | 0 | 0 | |
| Moss, fs | 5 | 5 | 1 | 0 | 1 | |
| B. Pittman, ss | 4 | 4 | 0 | 1 | 2 | |
| Smith, lb | 4 | 3 | 0 | 0 | 0 | |
| Pace, c | 4 | 0 | 1 | 0 | 0 | |
| Buchanan, de | 3 | 2 | 0 | 0 | 0 | 1/8 |
| Weathers, te | 3 | 0 | 0 | 0 | 0 | |
| Kramer, rb | 2 | 1 | 0 | 0 | 0 | |
| Griffin, ot | 2 | 0 | 0 | 0 | 0 | |
| Correro, og | 1 | 0 | 0 | 0 | 0 | |
| Small, se | 1 | 0 | 0 | 0 | 0 | |
| Wakefield, tb | 1 | 0 | 0 | 0 | 0 | |
| Reed, tb | 1 | 0 | 0 | 0 | 0 | |
| Hofer, fb | 0 | 0 | 1 | 0 | 0 | |
| Lavinghouze, ks | 0 | 0 | 1 | 0 | 0 | |

Legend:

T—Tackles. A—Assists.
 F—Opponents Fumbles Covered.
 I—Opponents Passes Intercepted.
 PD—Passes Deflected.
 TGP—Times Got to Passer For Loss.

Ole Miss 10, Missouri 0

Not in 28 years had a new Ole Miss coach dropped an opening game. Harold "Red" Drew had lost to Kentucky under bizarre circumstances in 1946, 20-6. And that was the only blemish for a new Rebel mentor in 50 years.

And Ken Cooper, following in the footsteps of such illustrious predecessors as Johnny Vaught in 1947 (Kentucky, 14-7) and Harry Mehre in 1938 (LSU, 20-7), kept step against highly-regarded Missouri.

In his debut as the 28th Rebel head coach, Cooper's young team blanked the Tigers from Columbia, 10-0. They accomplished this resounding upset against a veteran lineup that had blanked the 1973 Rebs in Columbia, 17-0. Missouri was 18th-ranked nationally into the intersectional meeting.

The Rebs accomplished the feat by the simple expedient — and particularly in the second half — of controlling the football. They had possession through 23:43 of the 30 minutes clocked after intermission, when the game was won.

The Tigers held the upper hand narrowly in statistical columns through the first two quarters, aside from Greg Breland's superb punting — a 48.4-yard average.

But once the second half got underway, on their second possession, the Rebs began rambling. They put together an 18-play march that spanned 71 yards to go up by 7-0, with Lyons diving across from a yard out and Steve Lavinghouze adding the point. That was with 1:58 left in the third chapter.

Just 150 seconds into the final chukker, a limp Missouri punt had the Rebs in business from the Missouri 48. This parade ended on fourth and two at the 4 when Steve Lavinghouze's 21-yard fielder set the score for posterity at 10-0. Just 6:22 remained after that insurance goal.

Missouri quite naturally went to the air thereafter but when Charlie Douglas fumbled after taking a pass at the OM 42, this one from QB Ray Smith, and Gary Hall covered for the Rebs, the rest of the game, with 4:26 left, belonged to Cooper's young team.

On the 71-yard march that actually put the decision away for keeps, Lyons and mates converted three third-down plays and one on fourth down into first downs to keep the drive alive. Lyons passed first to frosh tight end Curtis Weathers, then to flanker Rick Kimbrough for key yardage, and his sneaks across the middle plus driving runs by FB Paul Hofer, TB Larry Kramer and frosh TB Michael Sweet kept the Rebs moving.

The fourth down play was for five yards, Lyons to Kimbrough, with three yards essential. That one came at the Mizzou 38. Third down gainers with a first down in sight came on third and two at the OM 34, the pass from Lyons to Weathers to move into Tiger territory; on third and inches at the 18 with Kramer driving for a pair, and on third and three from the eight with Kramer driving to the 5. Two Kramer charges had the ball at the 1 from where Lyons sneaked across.

And that, as it turned out, was the ball game.

| | | | | |
|-----------------|---|---|---|--------|
| OLE MISS | 0 | 0 | 7 | 3 — 10 |
| MISSOURI | 0 | 0 | 0 | 0 — 0 |



THE YARDSTICK

| | OLE MISS | | | MISSOURI | | |
|------------------|----------|----|------|----------|----|-----|
| First Downs | 12- | 5- | 0-17 | 5- | 2- | 0-7 |
| Total Offense | 83-243 | | | 46-176 | | |
| Rushes—Yards | 70-199 | | | 34-118 | | |
| Passing—Yards | 13- | 6- | 44 | 12- | 4- | 58 |
| Interceptions By | 2-28 | | | 1-0 | | |
| Punting | 7-44.1 | | | 7-38.6 | | |
| Punt Returns | 2-2.0 | | | 3-6.7 | | |
| Kickoff Returns | 1-21.0 | | | 3-20.0 | | |
| Penalties | 4-40 | | | 4-20 | | |
| Fumbles | 1-0 | | | 3-1 | | |
| Field Goals | 1-1 | | | 0-0 | | |

Memphis State 15, Ole Miss 7

The lengthy trail of black eyes in the 1974 football mart had its beginning as far as Ole Miss was concerned in the second straight loss to Memphis State. The score was 15-7.

Since the Tiger victory was only the third for MSU in this 29-game, 53-year-old neighborhood rivalry, with the first MSU decision dating back to 1967, it has to follow that never before had the Rebels dropped two consecutive games to Memphis State.

MSU took advantage of Ole Miss' inability to pass consistently and of Rebel fumbles to earn the verdict.

For instance, the Tiger drive for the decisive touchdown stemmed from a fumble recovery via a punt at the OM 37. QB David Fowler passed 25 yards to James Thompson for the six points that put the Tigers up by 12-7, that with 5:49 left in the third quarter.

Then, just ahead of the final-period field goal, the Rebs had pressured Bobby Williams into missing from 32 yards out but were offside, and Williams was presented with another chance. He made good from the 17 for a 27-yard goal that added essential insurance points to the Tiger total. That fielder stemmed from another OM fumble covered on the Reb 27. They had stymied three running plays just ahead of the field goal miss, the penalty, then the subsequent accurate boot.

Of such things are close games lost — and won.

Ole Miss led 7-6 at the half, but couldn't put points on the board thereafter. The Rebs' record skidded to 1-1, the Tigers' totals going to 2-1.

The Rebs had driven 40-plus yards to the MSU 24 early in the game when the first OM fumble aborted that march. The Tigers immediately mounted a drive of their own, this one to paydirt. It spanned 73 yards via 13 plays and was topped by TB Terdell Middleton's 13-yard sprint. Natch, there was a penalty involved. On third and 15 at the Reb 38, Middleton was stopped after traveling four yards but a 15-yard tax for late hitting gave MSU a first down at the OM 19. And that's how the evening went for the Rebels.

They drew a big break in second-quarter action when Nathan Leuellyn fumbled a punt and FB Paul Hofer covered at the MSU 24. With Bill Malouf at the controls in place of Kenny Lyons, lame and benched with a minor ankle sprain, the Rebs drove it in with Malouf scoring from the one at left end. Steve Lavinghouze booted the conversion for a 7-6 lead at 3:21 which carried into the third quarter.

MSU had missed its first placement point when the snap was high and could not generate a two-pointer after its second touchdown. But the field goal erased the need for extra points.

The Rebs ran 53 times for 148 netyards. The Tigers notched 125 on 47 plays. It was in the air that the Rebs fell short, Malouf completing one of eight for 13 and Lyons two of nine for 35.

To illustrate, at game's end, Ole Miss had a first on the MSU 14 and Hofer netted just one yard on first down. Lyons then turned to the pass but missed all three times. And that was the story of the game.

| | | | | |
|----------------------|----------|----------|----------|---------------|
| OLE MISS | 0 | 7 | 0 | 0 — 7 |
| MEMPHIS STATE | 0 | 6 | 6 | 3 — 15 |



THE YARDSTICK

| | OLE MISS | VANDERBILT |
|------------------|-----------------|-------------------|
| First Downs | 6- 7 0- 13 | 11- 4- 1- 16 |
| Total Offense | 69-223 | 68-381 |
| Rushes—Yards | 49-128 | 57-248 |
| Passing—Yards | 20- 8- 95 | 11- 5-133 |
| Interceptions By | 2- 27 | 3- 84 |
| Punting | 9- 37.7 | 7- 47.3 |
| Punt Returns | 4- 14.0 | 3- 0.7 |
| Kickoff Returns | 5- 28.4 | 3- 13.7 |
| Penalties | 7- 41 | 4- 47 |
| Fumbles | 4- 1 | 5- 1 |
| Field Goals | 0- 0 | 1- 1 |

Ole Miss 20, Southern Mississippi 14

The final score was Ole Miss 20, Southern Mississippi 14, in one of the fiercest football fights ever staged in historic Hemingway Stadium.

The Golden Eagles from Hattiesburg had put together two final-period drives to take a 14-13 edge into the last three minutes and 50 seconds of the 15th game matching the Rebels and Southern.

And it was fourth-and-22 at the OM 36, the final offensive play of the game for the Rebs if they didn't — somehow — produce against a rugged Southern defense.

So split end Bill Small took off to go deeper than usual via the play called. He faked inside, then cut outside and there was the ball, passed to perfection by QB Kenny Lyons, for 23 yards to the USM 40.

Everything, thereafter, was downhill. There was a pass to flanker Ricky Kimbrough for nine, a Lyons keeper for six, a pass to Kimbrough for 11, another shot to Small for nine, then a slash at right tackle by TB Michael Sweet to get to the 2.

As Lee Baker wrote in the Sunday Clarion-Ledger—Daily News in Jackson, "Ole Miss had no more times out but from that point blank range, so what.

"Lyons came rolling right, showing pass and as the Eagles scattered after receivers, the quarterback simply tucked the ball and ran in the touchdown himself.

"Tied in with James Reed's stunning 70-yard touchdown sprint back in the game's early moments and a pair of Steve Lavinghouze field goals — 37 yards in the third quarter, 40 in the fourth — plus his two points after, Lyons' TD made all the difference."

The clock showed 31 seconds remaining after the Lavinghouze kickoff that followed, and not even Jeff Bower — who hit on 19 of 24 passes for 269 yards — could work that miracle.

But if Lyons' heroics won the game, it was the Rebel defense which made his actions possible.

The first OM touchdown came early — real early — on the Rebs' first possession. From the OM 24, Lyons had pinpointed Kimbrough for six yards to the 30. Reed then took a pitchout-left, sidetracked one defender to gain the corner, then sped unmolested to paydirt. Lavinghouze booted true for 7-0 with 12:25 left.


The first defensive stymie came at the Reb 3. The Eagles had driven 84 yards on 15 plays, all save two by land, to get to the OM 8. Ben Garry ran for a pair and a penalty for three lodged the ball at the 3. Carlos Montgomery tried right end but was collared by George Nasif and Stump Russell for no gain. Then it was Montgomery again, this time at RT, where George Stuart and Bill Farris held him to a yard to the 2. And on fourth down, Bower tried to sneak across but was stymied by Pittman.

All that occurred in the second quarter. In the third period, halfway through, Bowers passed to Charles Clancy who ran the sidelines to the OM 2, where sideback Dan Murff saved a touchdown. First Garry, then Bower; then Montgomery twice and the advance was cornered at the Reb 1, with Russell twice, Farris, Ben Williams, Pittman and Lawrence Johnson figuring in the stops.

Southern drove 43 yards for its first touchdown, with Bower passing four yards to Chris Pieper for the score. Terry Daniels missed the conversion and the scoreboard read OM 10, USM 6.

The second payoff drive spanned 80 yards, again with Bower throwing for most of the yardage. The final five yards brought the touchdown, Bower to giant tight end John Sawyer. And Bower found Sawyer for the two pointer that put Southern on top, 14-13. But it wasn't to end that way.

| | | | | | | |
|-----------------|----------|----------|----------|-----------|----------|-----------|
| OLE MISS | 7 | 0 | 3 | 10 | — | 20 |
| SOUTHERN | 0 | 0 | 0 | 14 | — | 14 |



THE YARDSTICK

| | OLE MISS | SO. MISS |
|------------------|-----------------|-----------------|
| First Downs | 6- 5- 2— 13 | 14- 9 1— 24 |
| Total Offense | 62—292 | 86—425 |
| Rushes—Yards | 42—165 | 62—156 |
| Passing—Yards | 20- 11—127 | 24- 19—269 |
| Interceptions By | 0— 0 | 0— 0 |
| Punting | 7— 37.8 | 5— 34.8 |
| Punt Returns | 3— 10.7 | 1— -2.0 |
| Kickoff Returns | 2— 27.5 | 1— 18.0 |
| Penalties | 3— 23 | 9— 74 |
| Fumbles | 4— 1 | 4— 2 |
| Field Goals | 2— 2 | 0— 0 |

Alabama 35, Ole Miss 21

Alabama scored first, last and the most in this slambang thriller before a regional TV (ABC) and 45,500 howling fans in Mississippi Memorial Stadium, but for a short span in the third quarter Ole Miss was out front 21-14.

The final score, as all Rebel and Bama fans know, was 35-21. Just another case of the lack of depth on the part of the Ole Miss legions made the ultimate difference.

The score was even up at 14-14 when Ben Williams grabbed Tide QB Richard Todd and forced a wayward pitch to the left side. Right end Gary Turner picked it off and sped 42 quick yards for the touchdown that zoomed the Rebs out front. Bama was in a third and one situation at the time.

The Tide drew first blood in this Southeastern Conference feature, driving 60 yards in 11 plays with James Taylor zooming left via a pitchout from Todd to cover the last three yards. A lone minute was left in the first quarter when Danny Ridgeway toed the point for 7-0.

Kenny Lyons and Mates pulled even 12 plays later, ripping 83 yards and scoring from the UA 9. A Lyons pass to TE Curtis Weathers for 16 yards, his sprint for 17, a screen pass to TB Jimmy Harris for 14 and TB James Reed's turn of RE for 16 were key plays in the drive. Steve Lavinghouze evened the score 7-7 at 11:08 of the second quarter.

Driving out of the Wishbone attack, Bama put together a 15-play march that spanned 77 yards to regain the lead, 14-7, with Willie Shelby — the tailback from Petal, Miss. — prancing the final three yards.

That was the halftime score — 14-7.

The next two touchdowns carried Red and Blue colors.

Tackle Mike Pittman set his mates up in business at the Tide 15 when he covered a fumble by Bama QB Jack O'Rear. And from that range, Lyons got his team underway with a 9-yard pass to Ricky Kimbrough to the 6. Frosh TB Michael Sweet drove to the 1, then Lyons, on his third shot charged across and with Lavinghouze adding the conversion, it was 14-14 just 5:30 into the third period.

Turner's scoring epic followed with 6:18 left in the quarter, but the OM lead lasted just 1:44 with Shelby taking a right-side pitchout and cascading 58 yards to score. The game was deadlocked 21-21 with 4:34 left in the quarter. That march carried 68 yards in four plays.

On its next possession, Alabama traveled 54 yards in six plays with Rick Watson scoring from eight yards away and that, as it turned out, was the ball game.

Leading 28-21 into the final stanza, Bama added more margin in the last quarter, largely due to an interception return of 67 yards by Greg Montgomery. He wound up on the OM 32 where Sweet and Bill Small made the stop. It took the Tide just six plays to take it in, with Todd sneaking across from the 1.

Lyons then guided the Rebs to the Tide 7 where they were stymied and the last 42 seconds belonged to Bama — that and the game. But Ole Miss had given a vast TV audience plus the 45,500 watching the game first hand a full afternoon of football.



THE YARDSTICK

| | OLE MISS | ALABAMA |
|------------------|-------------|--------------|
| First Downs | 9- 6- 1- 16 | 16- 1- 1- 18 |
| Total Offense | 64-222 | 71-345 |
| Rushes—Yards | 40- 95 | 66-326 |
| Passing—Yards | 24- 10-127 | 5- 2- 19 |
| Interceptions By | 1- 42 | 2- 64 |
| Punting | 7- 37.1 | 4- 36.0 |
| Punt Returns | 1- 0.0 | 4- 5.0 |
| Kickoff Returns | 6- 16.3 | 3- 14.3 |
| Penalties | 2- 22 | 2- 36 |
| Fumbles | 2- 0 | 8- 4 |
| Field Goals | 0- 0 | 0- 0 |

| | | | | |
|----------|---|---|----|--------|
| OLE MISS | 0 | 7 | 14 | 0 - 21 |
| ALABAMA | 7 | 7 | 14 | 7 - 35 |

Georgia 49, Ole Miss 0

If Alabama was a narrow thing in the loss to the Tide, and it was, Georgia to Ole Miss was total disaster.

Fact of the matter, neither the Rebels nor the Tide shone brightly on the Saturday following their clambake in Jackson. Against a team which had dropped 22 straight decisions, Florida State, Bama utilized two field goals — the winner from 36 yards out with 33 seconds remaining — and an intentional safety to win, 8-7.

But no such luck awaited the Rebs. The massive Bulldogs turned them every way but loose in winning 49-0.

It was Ken Cooper's first return to the field between the hedges as the Reb head coach — his 38th birthday, as a matter of fact — and a day he'll long remember.

It was senior TB Horace King who set the scoring pace for Georgia. He notched 24 points via four touchdowns, on up-close charges of 1, 1 and 4 yards, then a finishing bolt in the second half 79 yards to goal.

During an afternoon when long scoring plays were the rule rather than the exception, soph QB Matt Robinson bombed the Rebel secondary with a 74-yard pass to flanker Gene Washington in the third period and an 86-yard pitch-and-run job to Richard Appleby in the fourth.

Georgia touchdowns were scored in every period, the Bulldogs leading 7-0 after the opening quarter, 21-0 at the half and 35-0 after three quarters. Needless to say, the bus ride from Athens to Atlanta, the air charter ride to Memphis and the bus junket on the final leg to the campus were unusually quiet.

The first Bulldog scoring parade carried 78 yards and the Dogs needed just eight plays before King scored from the 1. Thereafter, shortly, Kenny Lyons hiked up the OM offense and the Rebs advanced from the UG 44 to the 9. But there it all ended and Steve Lavinghouse eventually missed on a 41-yard bid for a field goal.

With 12:05 left in the second quarter, Georgia took over on its 26 and nine plays later King was across, again from the 1. With the conversion, this was for 14-0.

The Rebs had two more chances but couldn't budge a first down, and Georgia got underway again, this time from its 27. Robinson led off with a 45-yard pass to get to the OM 28. Five plays later King moved across from the 4 and it was 21-0, just 41 seconds before the half.


The Rebs covered a Bulldog fumble early in the second half and had moved 17 yards on three infantry plays before a return bobble shorted that chance. Two plays later, Georgia had its fourth TD, Robinson throwing for 74 yards to Washington.

The 13 scrimmage plays following were Reb plays, but the march from the OM 20 to the UG 20 was ended by another Reb fumble. And King inserted his 79 yard sprint for a 35-0 Bulldog margin, with 3:35 left in the quarter.

Next time on the firing line, the Rebs marched 71 yards in 18 plays to the Bulldog 12 where the push bogged down. And two series of downs later, Robinson pegged to Appleby and the 86-yard touchdown, this one with 6:52 left in the game. And the last Georgia score was lagniappe — a Reb fumble at the 9, a 9-yard run by QB Dicky Clark just 14 seconds after the Robinson-Appleby production.

Scoring ended with Clark's scamper. The loss for the Rebs was the most one-sided blanking since 1930.

| | | | | |
|-----------------|---|----|----|---------|
| OLE MISS | 0 | 0 | 0 | 0 - 0 |
| GEORGIA | 7 | 14 | 14 | 14 - 49 |



THE YARDSTICK

| | OLE MISS | | GEORGIA | |
|------------------|----------|------|---------|-------|
| First Downs | 15-6 | 0-21 | 12-4 | 0-16 |
| Total Offense | 85-318 | | 57-536 | |
| Rushes—Yards | 61-228 | | 47-281 | |
| Passing—Yards | 24- | 8-90 | 10- | 7-255 |
| Interceptions By | 0-0 | | 2-0 | |
| Punting | 7-35.4 | | 6-29.5 | |
| Punt Returns | 0-0.0 | | 2-1.0 | |
| Kickoff Returns | 5-17.6 | | 1-17.0 | |
| Penalties | 7-54 | | 1-15 | |
| Fumbles | 5-4 | | 2-1 | |
| Field Goals | 1-0 | | 0-0 | |

South Carolina 10, Ole Miss 7

Proving that a zero-49 slap-in-the-face does leave an imprint, Ole Miss staged a lifeless show against South Carolina in mid-October before 32,800 disappointed Homecoming fans. For the record, the score was 10-7.

"We had very poor execution and we had a very poor effort," Coach Ken Cooper observed following the loss. We had good practices during the week and I thought we were ready to play good football, but we didn't. There's not very much you can say when something like this happens."

What happened was that the Gamecocks produced a 21-yard field goal with 17 seconds left in the game to salt it away. The kicker was Bobby Marino, who had been benched earlier in the season for inadequate kicking. Oddly, Steve Young, who had missed two FG bids earlier in the game, was the holder on the placement winner.

Carolina, which had recorded single first downs in losing 0-33 to Ole Miss in 1947 and 0-21 in 1972, built a sizable margin in statistics. The Gamecocks led in first downs, 24-12; in net yardage by land, 311 to 179; in aerial yardage, 124 to 44, and in passing with 5-11-1 totals to 2-13-0.

Paul Dietzel, who had gone 0-1-1 in two games in Hemingway (12-13 in 1957 and 6-6 in 1960), called it the "greatest single victory of my career." Considering that his team, rated his best since the 1958 LSU team which won the national championship, had dropped five straight games, he had reason to feel that way.

Oddly, it took penalties to lever both touchdowns into the ledger. Carolina had driven from its 31 early in the game only to miss a field goal from 33 yards out. But the Rebs were penalized eight yards from the OM 17 for roughing the kicker and Carolina was back in business at the 9. They scored in two plays, Kevin Long driving across from the 6 and Young toed the point with 5:04 left in the opening quarter.

The score was stuck at 7-0 until the third quarter when the Rebs finally pulled even. In between, there was an OM drive that began late in the first quarter. It stemmed from George Nasif's interception at the Reb 25 with the return good to the 36.

Michael Sweet's 31-yard run was the big gainer in a parade down to the Carolina 3, where Kenny Lyons mishandled the snap and LB Gary Mott covered to end that threat to pull even.


The Rebs finally put points on the board after playing seven scoreless periods against Bama (1), Georgia (4) and the Gamecocks (2) when Steve Lavinghousse covered his second-half kickoff after a Carolina fumble on the USC 12.

On the second down, TB Larry Kramer turned RE for 10 to the Carolina 3 and QB Butch Evans' sneak was good for a pair and a first down at the 1. Two plays later there was a Reb fumble at the 1 but Carolina was ruled offsides, the ball was rescued and Kramer took it in on third down. Lavinghousse's conversion pulled the score even with 12:51 left in the third period.

Thereafter, until Marino salted things in the Carolina corner with 17 seconds left, the game was an exercise in futility. The Gamecocks did drive close enough for Young to miss a 30-yard fielder late in the third quarter and a 36-yard goal four minutes into the final quarter.

It was an Ole Miss fumble that set Carolina in motion late in the game, Sweet muffing a pitchout at the Carolina 45. The Gamecocks drove down to the OM 4 in seven plays where, on fourth and one, Marino made Dietzel a happy coach. It was the third of seven straight losses for the Rebs, and only their seventh Homecoming loss since the business began back in 1924.

| | | | | |
|-----------------|----------|----------|----------|---------------|
| OLE MISS | 0 | 0 | 7 | 0 - 7 |
| CAROLINA | 7 | 0 | 0 | 3 - 10 |



THE YARDSTICK

| | OLE MISS | SO. CAROLINA |
|------------------|--------------|--------------|
| First Downs | 10- 2- 0- 12 | 19- 5- 0- 24 |
| Total Offense | 59-223 | 77-435 |
| Rushes—Yards | 46-179 | 66-311 |
| Passing—Yards | 13- 2- 44 | 11- 5-124 |
| Interceptions By | 1- 11 | 0- 0 |
| Punting | 8- 40.3 | 2- 41.0 |
| Punt Returns | 2- 1.0 | 3- 0.0 |
| Kickoff Returns | 1- 8.0 | 1- 12.0 |
| Penalties | 2- 13 | 2- 5 |
| Fumbles | 3- 2 | 4- 4 |
| Field Goals | 0- 0 | 3- 1 |

Vanderbilt 24, Ole Miss 14

It had been 23 years and 19 games from 1951 since Vanderbilt had whipped Ole Miss in football. Therefore, Saturday, October 26, had to be a "red letter day" in Nashville. For the scoreboard read, VU 24, OM 14. The Commodores won simply because they had more talent and more manpower. The game drew 30,875 for Homecoming on Dudley Field.

Vandy jumped off to a 14-0 lead but the Rebs had pulled even, 14-14 at the half. The Commodores then added a field goal — one that bounced across after hitting the cross bar — in the third quarter and a final marker early in the final period.

The win enabled the Commodores to restore a balance sheet that had read VU 18, OM 0 from 1894-1938. It now reads 21 Rebel triumphs, 26 for Vandy and a pair of ties. In SEC results the Rebs are out front by 21-8-2.

Stories detailing the game had flavored Reb second-quarter scoring with sterling defensive results, which was an accurate playback. But defense also entered the Commodore ledger for the first VU touchdown was produced by strong safety Jay Chesley, a Vanderbilt veteran who picked off a Butch Evans pass near the Vandy bench and fled 66 yards down the sidelines for a 7-0 lead with 10:46 left in the opening period.

The Commodore lead mounted to 14-0 early in the second quarter when Jamie O'Rourke cracked through LG for the final 10 yards. The drive from the VU 45 took just six plays and the touchdown came just 40 seconds into the period.

Defensive end Gary Turner took over at this juncture. First off, he forced an errant pass from David Lee that strong safety Pete Markow intercepted and returned 24 yards to the Commodore 11. Kenny Lyons took over for Evans, a sophomore who had gained starter status in the South Carolina fiasco. Lyons promptly targeted flanker Ricky Kimbrough for an 8-yard touchdown, the Rebs' first by air for the 1974 season. Steve Lavinghouze added the first of two conversion points and it was 7-14 with 3:01 to go in the first half.

On Vanderbilt's next possession, Turner recovered a wayward pitchout at the Commodore 15. Lyons bulled his way for a first down on three rushes, then got the touchdown on a fourth-and-one sneak from a yard out. This TD came with only 41 seconds left in the opening half.

The Commodore field goal stemmed from a Rebel fumble. The team from Oxford had driven 18 yards to the VU 33 when TB James Reed lost the ball. The Commodores then paraded down to the Reb 21 where, on fourth and five, Mark Adams kicked for a field goal that was barely across. It carried 38 yards and flopped across after striking the cross bar.

The Vandy march for its fourth quarter touchdown spanned the third and fourth stanzas. It carried for 86 yards and the big play stemmed from a quick flip over the middle to giant TE Barry Burton. He then ran a locomotive route for 54 yards, down to the OM 11. From there it took just four plays to record the touchdown, O'Rourke going in from the 4. Adams ended scoring for the afternoon with 13 minutes left in the game.

The Rebs threatened twice thereafter, but threats without adequate muscle aren't cashable at the pay window. They thereupon absorbed their fourth-straight loss. With the win, Vandy claimed its first victory over the Rebs on Dudley Field since 1950.



THE YARDSTICK

| | OLE MISS | VANDERBILT |
|------------------|-------------|--------------|
| First Downs | 6- 7- 0- 13 | 11- 4- 1- 16 |
| Total Offense | 69-223 | 68-381 |
| Rushes—Yards | 49-128 | 57-248 |
| Passing—Yards | 20- 8- 95 | 11- 5-133 |
| Interceptions By | 2- 27 | 38 84 |
| Punting | 9- 37.7 | 7- 47.3 |
| Punt Returns | 4- 14.0 | 3- 0.7 |
| Kickoff Returns | 5- 28.4 | 3- 13.7 |
| Penalties | 7- 41 | 4- 47 |
| Fumbles | 4- 1 | 5- 1 |
| Field Goals | 0- 0 | 1- 1 |

| | | | | |
|------------|---|----|---|--------|
| OLE MISS | 0 | 14 | 0 | 0 - 14 |
| VANDERBILT | 7 | 7 | 3 | 7 - 24 |

L.S.U. 24, Ole Miss 0

Cholly Mac collected his 100th coaching victory and LSU ran its string against Ole Miss to three straight with the Tigers' 24-0 blanking of the Rebels the night of November 2 in Baton Rouge.

You have to go all the way back to the wartime seasons of 1942-45-46 to chart a string of three consecutive Tiger conquests in this ancient and sometimes honorable series. Although there are some Ole Miss fans who still refuse to concede that LSU won the "overtime" decision of 1972, it is recorded as an official 17-16 score difference.

The shutout was LSU's first in the rivalry since 14-0 back in 1958. And even with the Rebs at a 2-5 pace into the game and the Tigers at 2-3-1, a near-capacity audience of 66,728 watched what ended as a one-sided loss for Ole Miss.

At that, it took a 13-yard punt by Greg Breland to set the Tigers up for their 3-0 halftime lead. The Reb senior sliced one off his foot, out to the OM 30. Juan Roca promptly toed a 47-yard field goal that crossed the bar as the horn sounded ending the first half.

The Rebs apparently had the Tigers backed into a deep hole midway the third quarter when a Breland punt was downed at the LSU 1 by TE Curtis Weathers. But QB Billy Broussard ran a play-action pass on first down to split end Ben Jones and the play carried 56 yards to the Om 43. Everything thereafter was downhill for the stunned Rebs, with the Tigers needing just four more plays to collect the night's first touchdown. TB Brad Davis got it from three yards away and Rusty Jackson toed the extra point for 10-0 with 5:47 left in the quarter.

As if the 99-yard drive wasn't enough, the Tigers then put one together that spanned 78 and this one, like the first successful push, featured a lengthy pass. On third and two from the Tiger 30, Broussard hit TE Brad Boyd for 33 yards as the third period ended.


Another pass to Boyd, this one incomplete, but the Rebs were called for interference and the tax was for 19 yards, down to their 18. Two plays later Davis hit the left side for 12 yards and the score mounted to 17-0.

And where a breakdown in the OM kicking game put the first Tiger points on the board, so it was that a second breakdown added the final seven.

Breland lofted a 35-yard punt that Clinton Burrell, a freshman speedster, returned for 54 yards and the final score of 24-0.

And that's how it was in Tiger Stadium on the first football Saturday of November, 1974. It was the second and last shutout of the season for the Rebs, who muscled up several deep penetrations of LSU sod but couldn't take it in.

| | | | | |
|-----------------|----------|----------|----------|---------------|
| OLE MISS | 0 | 0 | 0 | 0 - 0 |
| L.S.U. | 0 | 3 | 7 | 14 -24 |



THE YARDSTICK

| | OLE MISS | | L.S.U. | | | | | |
|------------------|----------|------|--------|------|-----|----|-----|----|
| First Downs | 7- | 7- | 0- | 14 | 11- | 3- | 2- | 16 |
| Total Offense | 72-206 | | 65-331 | | | | | |
| Rushes—Yards | 44-108 | | 57-210 | | | | | |
| Passing—Yards | 28- | 9- | 98 | | 8- | 4- | 121 | |
| Interceptions By | 0- 0 | | 2- 11 | | | | | |
| Punting | 11- | 37.4 | 7- | 38.4 | | | | |
| Punt Returns | 3- | 4.3 | 4- | 18.8 | | | | |
| Kickoff Returns | 3- | 16.3 | 1- | 12.0 | | | | |
| Penalties | 5- | 65 | 6- | 50 | | | | |
| Fumbles | 2- | 1 | 5- | 2 | | | | |
| Field Goals | 1- | 0 | 1- | 1 | | | | |

Tennessee 29, Ole Miss 17

The Ole Miss offense began to revive somewhat against Tennessee's up-and-down Volunteers. Even so, though the Rebs outgained the Vols by land, 251 yards to 185; in total offense by 377 yards to 356, and in first downs by 25-14, they still were on the short end of a 29-17 afternoon.

The big drive that the Rebs were unable to cash in at the payoff line carried 70 yards to the UT 2, where the Vols held. And when Steve Lavinghouze missed a 19-yard field goal a lot of effort on the part of the Rebs had been wasted. All this stemmed from the opening kickoff.

Butch Evans started at QB and he did not call a pass on the 13 plays run by Ricky Kimbrough, Larry Kramer, James Reed, Paul Hofer and Evans. But he was soon replaced by a freshman, lanky Tim Ellis, who eventually was to throw two scoring passes before the gray afternoon in Memphis' Memorial Stadium — a capacity 50,515 attended — came to a close.

The Vols scored twice on big plays, and a penalty rubbed out a Rebel big play that eventually led to a third Tennessee touchdown.

Stanley Morgan, the fleet Vol tailback, got the parade started. He clipped 38 yards to goal late in the first quarter, going wide right with a pitchout. Ricky Townsend added the conversion for 7-0 with 2:39 left in the period.

Fullback Paul Hofer ignited another OM march early in the second quarter with a 52-yard sprint from the Reb 28 to the UT 20, but that bid was snuffed out when Evans was intercepted by Ernie Ward.

A third Reb drive, this one for 72 yards late in the first half, culminated with Lavinghouze booting a 31-yard field goal for a 3-7 halftime deficit.

Another Rebel explosion, this one early in the third period, was erased by penalty. Free safety Gary Hall had returned a Neil Clabo punt 42 yards to the Vol 40, but this was wiped out and the Rebs eventually lodged on their 9 by a clipping penalty.

Two plays later linebacker Hank Walker intercepted Ellis' pass at the 17 and got back to the Reb 1, from where Mike Gayles ran right end on second down for 13-3. That TD came with 10:53 left in the quarter.

And QB Condredge Holloway capped an 80-yard Vol parade late in the quarter with a 1-yard scoring thrust at right end for 20-3 with only 1:32 left before the start of the final quarter.


It was LE Greg Markow who set up the first Reb touchdown. He intercepted a Holloway pitchout at the Vol 30 and Ellis promptly put a touchdown in the OM bank with a 30-yard scoring strike to flanker Ricky Kimbrough. That was for 10-20 with 10 minutes left in the game.

Tennessee got that one back when Holloway, topping a 64-yard, four-play march, threw a blooper that split end Larry Seivers ran under and hauled 52 yards for the last UT touchdown. It came with 8:39 left in the game.

And with 2:37 left, Townsend booted a 37-yard field goal for a 29-10 Vol margin, but the Rebs cut the deficit to a final 12 points by scoring on another Ellis pass, this one for six yards to TE Jim Winstead to climax a 77-yard march. Lavinghouze added the conversion with 20 seconds left. And that's how it ended.

But "It was a game we could have won," athletic director Johnny Vaught told head coach Ken Cooper shortly after it ended. Among the writers covering, F. M. Williams of the **Nashville Tennessean** said it best: "It was such a strange, deceptive football game that Tennessee and Ole Miss played here yesterday that a man had to look twice to make sure of the score."

| | | | | |
|------------------|---|---|----|---------|
| OLE MISS | 0 | 3 | 0 | 14 — 17 |
| TENNESSEE | 7 | 0 | 13 | 9 — 29 |



THE YARDSTICK

| | OLE MISS | | TENNESSEE | |
|------------------|----------|----------|-----------|----------|
| First Downs | 17- | 5- 3— 25 | 8- | 6- 0— 14 |
| Total Offense | | 83—377 | | 60—356 |
| Rushes—Yards | | 59—251 | | 43—185 |
| Passing—Yards | 24- | 11—126 | 17- | 12—171 |
| Interceptions By | | 1— 5 | | 2— 16 |
| Punting | | 4— 36.5 | | 6— 45.3 |
| Punt Returns | | 2— 6.5 | | 2— 0.0 |
| Kickoff Returns | | 6— 28.0 | | 2— 28.0 |
| Penalties | | 4— 27 | | 7— 85 |
| Fumbles | | 2— 1 | | 1— 0 |
| Field Goals | | 3— 1 | | 1— 1 |

Mississippi State 31, Ole Miss 13

Ole Miss had cashed in so many fumbles and interceptions against Mississippi State in recent years — 3-3 and 1 in 1971 (48-0), 4-3 and 5 in 1972 (51-14) and 6-5 in 1973 (38-10) — that maybe the turnabout was inevitable. At any rate, the Bulldogs levered Rebel errors into late-game touchdowns in winning 31-13 in the 71st football game between the two Magnolia State rivals since 1901.

The score was 0-0 at the half and 7-7 after three periods of play. Then, with Reb defensive aces Gary Turner (end), Ben Williams (tackle) and Pete Robertson (tackle) on the bench, State rambled for 24 points in the final 15 minutes of the game.

Start to finish, the Rebs lost six of seven fumbles and had a pair of passes intercepted. The Bulldogs lost three of four fumbles and gave up one interception.

Ole Miss drew first blood, frosh QB Tim Ellis throwing a sideline pass to TB James Reed who sped 46 yards to score. With Steve Lavinghouze's conversion going through at 2:01 of the third quarter, that 7-0 lead held up for 8:31.

With OM controlling the ball at its 1, TB Larry Kramer had driven 28 yards on four plays. But he fumbled at the 29 and safetymen Bobby Wallace covered and the Bulldogs were on their way.

Soph TB Walter Packer turned LE to go the distance and Vic Nickles toed the game even, 7-7, with 4:36 left in the quarter. The dikes had started to break.

Ole Miss couldn't move out following the kickoff and State had the ball on its 23. On a drive leading to Nickles' 20-yard field goal, the Bulldogs picked up two first downs in the third stanza and extended the drive starting the fourth. Nickles' boot came on fourth down — the 16th play of the march — from the Rebel 2.


From that 10-7 lead, State was back in business at the OM 9 in short order, Ellis throwing an interception to Steve Freeman for an 18-yard return from the Reb 27. Rocky Felker scored in two plays and it was 17-7.

The Rebs were stymied at midfield when they tried running a surprise play from punt formation on fourth down, State taking over on the 50. And while Felker's long pass to wideout Melvin Barkum was way overthrown, the penalty flag went down on the OM 12, an interference call, and MSU had the ball at that spot.

The Bulldogs drove that one home for 24-7, Packer scoring from the 7. And two scrimmage plays later, State had the ball again, this time on the Reb 25 via an Ellis fumble. Felker threw to Barkum for 16, then ran for the touchdown and with Nickles adding his last conversion, Bulldog scoring was over. The lead had gone to 31-7.

Thereafter, the Rebs drove 62 yards to the Bulldog 2 but couldn't put points on the board. Then, Brad Pittman picked off a Felker pass at the MSU 34 and this time OM did cash in at the payoff window. Ellis hit Ricky Kimbrough twice, for 6 and 21 yards, then passed to Reed circling out of the backfield and the Rebs had scored first and last. An Ellis run for two points was snuffed out with nine seconds left in the game. And that, obviously, was how it all ended.

The Rebs, who dominated the first half and played the Bulldogs even in the third period, just ran out of gas.



THE YARDSTICK

| | OLE MISS | MISS. STATE |
|------------------|------------|-------------|
| First Downs | 7-11-0— 18 | 13-5-1— 19 |
| Total Offense | 79—384 | 73—300 |
| Rushes—Yards | 55—176 | 55—237 |
| Passing—Yards | 24-14—208 | 18-6— 63 |
| Interceptions By | 1— 28 | 2— 46 |
| Punting | 2— 50.5 | 6— 37.2 |
| Punt Returns | 2— 9.5 | 1— 4.0 |
| Kickoff Returns | 5— 24.0 | 2— 12.5 |
| Penalties | 2— 47 | 4— 40 |
| Fumbles | 7— 6 | 4— 3 |
| Field Goals | 3— 0 | 2— 1 |

| | | | | |
|-----------------|----------|----------|----------|----------------|
| OLE MISS | 0 | 0 | 7 | 6 — 13 |
| STATE | 0 | 0 | 7 | 24 — 31 |

Ole Miss 26, Tulane 10

Proving that football events do fall into place occasionally, Ole Miss took advantage of nine Green Wave turnovers to post a delayed victory over Tulane before 21,628 patrons on an icy afternoon in what may be the Wave's final appearance in the giant stadium on Willow Street.

At least 50,000 tickets had been sold ahead of the original September 7 date for the game, which was victimized by Hurricane Carmen. When scheduled, it was to have been the first college game played in the New Orleans Dome, but that event — hopefully — has been postponed until September 20, 1975.

The Greenies had all the best of the statistics — like 25 first downs to 7, and 140 yards rushing to 104, and 209 yards passing to 93. But they still pay off on the scoreboard. And it read 12-0 at the half and 19-0 before the Wave scratched with a field goal. Then it was 19-10, then a final 26-10.

Seventy-seven of the Rebs' aerial yards came on one play, QB Tim Ellis throwing just over the line to TB James Reed who took off to score Ole Miss' first touchdown. Steve Lavinghouze added the first of his three conversions early in the second period.

Safetyman Gary Hall, who had three interceptions in his last game for Ole Miss, picked off a Steve Foley overhead and returned 36 yards to the Wave 29. The Rebs then drove to a first down on the TU 5, but a 15-yard holding penalty aborted touchdown hopes and Lavinghouze booted his field goal, a 28-yard kick for 10-0 with 1:14 left in the half.

And 32 seconds later, Wave center Cameron Gaston snapped the ball well over punter Howard McNeill. From the TU 30, the snap carried out of the end zone for an automatic safety for the Rebs. And that was the 12-0 halfway count.

The Wave added its third fumble contribution starting with the second-half kickoff, courtesy of Martin Mitchell, and seven plays after Charlie Moss covered on the Tulane 26 Ellis had pushed across for a 19-0 Ole Miss lead. First down plays by FB Paul Hofer and Reed set it up on the 3 and Ellis scored on third down from the 1, Lavinghouze adding his second of three conversions.

Tulane then put its first points on the board, a 25-yard field goal by David Falgoust climaxing a drive from kickoff that spanned 62 yards. It was kept alive from the OM 37 by a roughing the kicker penalty.


And the Greenies took advantage of a Reb turnover starting the final quarter when an Ellis pass was picked off and Buddy Gilbert, an Ocean Springs, Miss., product, passed the last 26 of 41 yards for the Wave touchdown. With 13:40 left, it cut the Reb margin to 19-10.

But Reggie Pace had Ole Miss back within scoring range five minutes later when he cornered a Wave fumble on a Greg Breland punt at the TU 13. Reed ran twice for a first down at the 3, then Ellis scored from the 1 on third down. Lavinghouze's kick ended scoring with 8:18 left in the game.

Hall tied a Rebel single-game record with his third interception, which followed a pickoff by George Nasif, but neither one was instrumental in a Reb touchdown, even though Hall did get back 22 yards to the TU 20. But 26-10 was good enough, a fine turnaround to the end of a seven-game loss string, the longest in Ole Miss football history. It was, oddly enough, the sixth-straight defeat for Tulane following five opening wins.

The win was the Rebs' 10th straight in this oldest of rivalries for both teams. Moreover, it broke a 23-23 series stalemate in existence since 1965, the year of the last game between the ancient-era rivals. Ole Miss took the lead, 24-23, for the first time since the first two games, 1893-94, produced a 2-0 Rebel margin.

| | | | | |
|-----------------|----------|-----------|----------|---------------|
| OLE MISS | 0 | 12 | 7 | 7 — 26 |
| TULANE | 0 | 0 | 3 | 7 — 10 |



THE YARDSTICK

| | OLE MISS | TULANE |
|------------------|-----------------|---------------|
| First Downs | 6- 1- 0— 7 | 9- 15- 1— 25 |
| Total Offense | 61—197 | 81—349 |
| Rushes—Yards | 51—104 | 41—140 |
| Passing—Yards | 10- 3— 93 | 40- 16—209 |
| Interceptions By | 5— 97 | 2— 14 |
| Punting | 9— 34.2 | 3— 27.0 |
| Punt Returns | 0— 0.0 | 1— 0.0 |
| Kickoff Returns | 4— 27.0 | 5— 18.2 |
| Penalties | 7— 69 | 1— 5 |
| Fumbles | 3— 1 | 4— 4 |
| Field Goals | 1— 1 | 2— 1 |