



2009 FOOTBALL AUBURN TIGERS



GAME 12

AUBURN (7-4, 3-4 SEC) VS. #2/3/3 ALABAMA (11-0, 7-0 SEC)

NOVEMBER 27, 2009 • 1:30 PM • TV: CBS

JORDAN-HARE STADIUM (87,451) • AUBURN, AL



QUICK FACTS

COACHES

Gene Chizik (Florida, 1985)
 Auburn Record.....7-4 (1st year)
 vs. AlabamaFirst meeting
 Overall Record12-23 (3rd year)
 vs. AlabamaFirst meeting

Nick Saban (Kent State, 1973)
 Alabama Record..... 30-8 (3rd year)
 vs. Auburn1-1
 Overall Record.....121-50-1 (14th year)
 vs. Auburn3-4

SERIES

Alabama leads, 39-33-1
 at Auburn.....AU leads, 7-2
 at TuscaloosaAU leads, 6-1
 Neutral sitesUA leads, 30-19-1 (6-1)*
 at BirminghamUA leads, 28-17-1 (6-1)*
 at Montgomery, ALTied, 2-2
 Last MeetingUA 36, AU 0
 Nov. 29, 2008 in Tuscaloosa, AL
**Birmingham games counted as neutral site until 1988 when ticket allocation changed.*

RANKINGS

AuburnReceiving votes - AP and USA Today
 Alabama2 AP/3 USA Today/3 Harris

TELEVISION • CBS

Play-by-play.....Craig Bolerjack
 AnalystSteve Beuerlein



RADIO • AUBURN ISP SPORTS NETWORK

The Auburn ISP Sports Network provides radio coverage to over 50 stations that cover the Southeast. Rod Bramblett (play-by-play), Stan White (color), Quentin Riggins (sideline), Paul Ellen (studio) and Andy Burcham (locker room) provide gameday analysis.

SATELLITE RADIO.....XM Channel 200
 LOCALLY.....WKKR-FM (97.7)

ESPN Radio (Live)

Bill RosinskiPlay-by-play
 Dennis FranchioneAnalyst
 Joe Schad.....Sidelines

INTERNET

Live audio & statswww.auburntigers.com

THE GAME

Auburn and Alabama meet for the 74th time in the Iron Bowl on Nov. 27 in Jordan-Hare Stadium. Auburn, which is coming off of its bye week after playing for the first 11 weeks of the season, is looking for its eight win of the season, while Alabama looks to remain undefeated prior to the SEC Championship game against No. 1 Florida.

AUBURN HEADLINES

- ▶ Seventeen of the last 21 meetings in the series have been decided by 10 points or less.
- ▶ Auburn has not allowed a first-quarter touchdown to Alabama since 1996.
- ▶ Auburn has 53 players on its roster from the state of Alabama, including eight starters.
- ▶ Auburn is 11th in the nation in rushing offense (219.6), 15th in scoring offense (34.0) and 16th in total offense (441.5).
- ▶ Auburn's current pace of 441.5 yards per game would result in a school-record 5,740 yards of offense by the end of the season.
- ▶ Auburn has 24 scoring drives this season that have taken less than two minutes, and 21 of those ended with touchdowns, which tied for the fourth-highest total in the nation.
- ▶ Auburn ranks tied for sixth nationally in red zone offense at 94.3 percent (33-of-35), and has scored touchdowns on 25 of the 35 trips, which is tied for second in the SEC.
- ▶ Auburn has held four of its last seven opponents to less than 25 percent on third-down conversions and is tied for 17th nationally in that category (33.5 percent).
- ▶ Auburn has scored five non-offensive touchdowns this season, including three on defense, and returned a blocked PAT for a two-point score as well.
- ▶ Ben Tate ranks 19th nationally in rushing (109.9), and has six 100-yard rushing games this season, including five against SEC opponents.
- ▶ Tate ranks fifth in school history in rushing (3,168 yards) and has posted the 18th 1,000-yard rushing season in school history, now with 1,209 this season.
- ▶ Chris Todd has 19 touchdown passes - one shy of the school single-season record of 20 shared by Jason Campbell (2004) and Pat Sullivan (1971).
- ▶ Darwin Adams shares the SEC lead with nine receiving touchdowns, which is tied for third most in a single season in school history.
- ▶ Antonio Coleman leads the SEC with 13.5 tackles for loss and 7.5 sacks. His 22.0 career sacks is third in school history.
- ▶ Wes Byrum ranks tied for fourth nationally in field goal percentage (93.3) among kickers who have attempted at least 10 field goals.

AUBURN (7-4, 3-4 SEC)

Date	Opponent	Score/Time
Sept. 5	LOUISIANA TECH [ESPN]	W, 37-13
Sept. 12	MISSISSIPPI STATE [FSS]	W, 49-24
Sept. 19	WEST VIRGINIA [ESPN2]	W, 41-30
Sept. 26	BALL STATE [FSS]	W, 54-30
Oct. 3	at Tennessee [ESPN]	W, 26-22
Oct. 10	at Arkansas [ESPN]	L, 23-44
Oct. 17	KENTUCKY [ESPN]	L, 14-21
Oct. 24	at #9/10/9 LSU [ESPN2]	L, 10-31
Oct. 31	#24/22/23 OLE MISS [SEC Net]	W, 33-20
Nov. 7	FURMAN (HC) [PPV]	W, 63-31
Nov. 14	at Georgia [ESPN2]	L, 24-31
Nov. 27	#2/3/3 ALABAMA [CBS]	1:30 p.m.

All times Central

ALABAMA (11-0, 7-0 SEC)

Date	Opponent	Score/Time
Sept. 5	vs. #7/7 Virginia Tech [ABC]	W, 34-24
Sept. 12	FLORIDA INTERNATIONAL	W, 40-14
Sept. 19	NORTH TEXAS [SEC Net]	W, 53-7
Sept. 26	ARKANSAS [CBS]	W, 35-7
Oct. 3	at Kentucky [SEC Net]	W, 38-20
Oct. 10	at #20/16/18 Ole Miss [CBS]	W, 22-3
Oct. 17	#22/22/22 S. CAROLINA [ESPN]	W, 20-6
Oct. 24	TENNESSEE [CBS]	W, 12-10
Nov. 7	#9/9/9 LSU [CBS]	W, 24-15
Nov. 14	at Mississippi State [ESPN]	W, 31-3
Nov. 21	CHATTANOOGA [SEC Net]	W, 45-0
Nov. 27	at Auburn [CBS]	1:30 p.m.

All times Central

2009 Auburn Football Game Notes

STATISTICAL COMPARISON

AUBURN VS. ALABAMA

	<u>AU</u>	<u>UA</u>
Points Scored	34.0	32.2
Total Offense	441.5	418.0
Rushing Yards	219.5	225.6
Passing Yards	221.9	192.4
First Downs	21.2	20.8
3rd Down Pct.	41%	38%
Time of Possession	28:26	32:56
Points Allowed	27.0	9.9
Yards Allowed	359.2	225.0
Rushing Yards Allowed	169.7	70.4
Passing Yards Allowed	189.5	154.6

STATISTICAL LEADERS

RUSHING YARDS

<u>AUBURN</u>	<u>ALABAMA</u>
Ben Tate.....1209	Mark Ingram.....1399
Onterio McCalebb ..524	Trent Richardson511
Mario Fannin257	Roy Upchurch.....233
Kodi Burns154	Terry Grant166

PASSING YARDS

<u>AUBURN</u>	<u>ALABAMA</u>
Chris Todd2196	Greg McElroy.....1993
Neil Caudle170	Star Jackson116

RECEPTIONS

<u>AUBURN</u>	<u>ALABAMA</u>
Darvin Adams44	Julio Jones31
Mario Fannin35	Marquis Maze25
Terrell Zachery.....23	Mark Ingram25
Eric Smith17	Colin Peek20

POINTS SCORED

<u>AUBURN</u>	<u>ALABAMA</u>
Wes Byrum88	Leigh Tiffin109
Darvin Adams54	Mark Ingram90
Ben Tate.....48	Trent Richardson32

TACKLES

<u>AUBURN</u>	<u>ALABAMA</u>
Josh Bynes.....84	Rolando McClain84
Craig Stevens83	Mark Barron61
Neiko Thorpe.....62	Javier Arenas57
Daren Bates.....56	Eryk Anders49
Zac Etheridge52	Cory Reamer42

INTERCEPTIONS

<u>AUBURN</u>	<u>ALABAMA</u>
Walter McFadden.....4	Mark Barron6
Eight tied with1	Justin Woodall.....3

SACKS

<u>AUBURN</u>	<u>ALABAMA</u>
Antonio Coleman7.5	Marcell Dareus.....6.5
Mike Blanc.....3.0	Two tied with.....4.0

AUBURN-ALABAMA SERIES NOTES

This will be just the third time the teams have met on Thanksgiving weekend since 1992 ... Alabama's win last year snapped a school record six straight wins for Auburn in the series, which was the second-longest winning streak in the series for either team ... The Tide won nine straight from 1973-81 ... Since 1980, with the exception of 1982, 1998, and 2003, at least one of the two teams has been ranked in the AP poll for every game ... The team leading at halftime has won 74.0 percent of the time (54-of-73) ... There have been 23 shutouts in the rivalry, with the Tigers winning eight ... Seventeen of the last 21 meetings have been decided by 10 points or less ... The visiting team has won five of the last 10 games after the home team had won the previous seven ... The game has been tied at the half on seven occasions, with Alabama winning six of those ... Since 1996 (last 13 meetings), the team trailing at the half has won five times--Alabama in '96, '98 and '99, Auburn in '97 and '04 ... The winner of the last 10 meetings has outruled the losing squad ... Auburn has held Alabama to 112 or fewer yards rushing in eight of the last 11 meetings ... In the last 10 games, Alabama has thrown eight interceptions and eight touchdown passes.

20-YEAR ANNIVERSARY

This year marks the 20-year anniversary of the first Auburn-Alabama game to be played in Jordan-Hare Stadium. The game was held on Dec. 2, 1989, and Alabama came into the game with a 10-0 record and a No. 2 national ranking. Before a Jordan-Hare Stadium then-record crowd of 85,319, No. 11 Auburn ended Alabama's national title hopes with a monumental 30-20 victory.

ALABAMA QUICK HITTERS

Alabama improved to 11-0 with a 45-0 victory over Chattanooga last Saturday ... Alabama's defense ranks No. 1 in the country in total defense (225.2) and pass efficiency defense (82.52) and is No. 2 in scoring defense (9.9) ... The Crimson Tide is fifth nationally in turnover margin, forcing 23 while committing just 10 ... Alabama is 10th nationally in rushing offense (225.6) and 89th in passing offense (192.4) ... Mark Ingram leads the SEC and ranks fifth nationally in rushing, averaging 127.2 yards per game ... Javier Arenas leads the conference and is sixth nationally in punt returns (15.4) and has seven career punt returns for scores, which is one shy of the NCAA record ... Leigh Tiffin leads the SEC in scoring (109 points) and field goals (25) ... Alabama has scored touchdowns on just 19 off 44 red zone possessions (43.2 percent), which is 11th in the SEC.

ALABAMA TIGERS

Auburn has 53 players on its roster from the state of Alabama, which easily surpasses Georgia (20) as the state that has produced the most mem-

bers of this year's team. Included in the list of 53 players are 24 players listed on the current depth chart, including eight starters (Antonio Coleman, Eltoro Freeman, Andrew McCain, Ryan Pugh, Jake Ricks, Tommy Trott, Demond Washington and Terrell Zachery).

AU-UA CONNECTIONS

► Auburn defensive coordinator Ted Roof started his coaching career as a graduate assistant coach at Alabama in 1987-88.
► Alabama associate head coach/linebackers coach James Willis played at Auburn from 1990-92, and coached linebackers for the Tigers in 2006-08. Willis led Auburn in tackles in 1990 (123) and 1992 (126) and earned first-team All-SEC honors during his final season at Auburn.

AU-UA: THE 41-YEAR BREAK

Auburn and Alabama did not play for 41 years, from 1908 through 1947. There are two common misconceptions about the reason for the 41-year lapse. The first is that a fight broke out after a 6-6 tie in 1907 and caused both schools to discontinue the series. The second is that the state legislature got the two schools back together. Neither is true.

Auburn and Alabama quit playing because of money and officiating. Auburn wanted a northern umpire for the 1908 game, Alabama wanted a southern umpire. Auburn wanted to bring 22 players and allow \$3.50 per day for expenses. Alabama wanted to bring 20 players and allow \$3 per day for expenses. The two schools could never reach an agreement on these items and they became the bone of contention for years. After a period of time, scheduling became a problem.

The two schools quit playing in all sports. They renewed their athletic rivalry - the rivalry off the field never quit - in 1948 after actually "burying the hatchet" in Birmingham's Woodrow Wilson Park.

In the winter and spring of 1948, Auburn president Dr. Ralph B. Draughon and Alabama president Dr. John Gallalee decided the disagreement had gone on long enough and agreed the series should be renewed after doggedly fighting what they considered interference into their internal affairs by the state legislature. Several cities, including Montgomery and Mobile, were considered for the game site. Birmingham was chosen because it had the largest stadium in the state, 44,000-seat Legion Field.

Alabama won that renewal game, 55-0, in 1948. The Tide was a prohibitive favorite the next year, too, but Auburn pulled off one of its biggest upsets ever, 14-13, and one of the nation's great football rivalries was reborn.

2009 Auburn Football Game Notes

PUNT BAMA PUNT

One of the most incredible Auburn-Alabama games was played on Dec. 2, 1972. A few days before the game, Alabama head coach Bear Bryant incited the rivalry when he told reporters that he would rather, "beat that cow college once than beat Texas 10 times." That set the stage as second-ranked Alabama brought a 10-0 record into Legion Field to meet the ninth-ranked Tigers, who were 8-1.

For the entire game, Bama's defense held the Auburn offense in check. With 5:30 remaining in the game, 16-point favorite Alabama held a seemingly insurmountable 16-3 lead. The Tigers, perhaps fueled by Bryant's remarks, came roaring back for one of the best finishes in Auburn-Alabama history. Auburn's Bill Newton blocked two Alabama punts and David Langer ran both in for touchdowns as Auburn came back to win 17-16. Newton and Langer will forever be remembered by Auburn fans for their play in the now famous "Punt Bama Punt" game.

BO OVER THE TOP

One of the more memorable games from the 1980s was the 1982 affair which is remembered for "Bo over the top." Auburn had a nine-year losing streak against Alabama entering the game, but Bo Jackson's 1-yard leap over the Alabama goal line on fourth down with 2:26 left capped a 66-yard drive and gave Auburn a 23-22 victory, setting the stage for what Auburn people consider the Tigers' "coming out" party in the 1980s.

THE 1980'S: THE NEW CHAPTER

Though Alabama dominated the series through the 60s and 70s, the rivalry reached new heights in the 80s as the average margin of victory was a mere 6.4 points. Some classic battles were waged in the decade.

Two games that epitomize the series came in 1985 and 1986. Auburn won the 1986 meeting on a Lawyer Tillman reverse into the endzone with 32 seconds remaining to down Bama 21-17. Alabama won the 1985 game, 25-23, on a 52-yard Van Tiffin field goal as the clock expired.

A historic new page was added to the rivalry in 1989 when Alabama came to Auburn's Jordan-Hare Stadium for the first time.

SETTING A SACKS RECORD

In Jordan-Hare Stadium in 2005, Auburn set a new school record by sacking Alabama quarterbacks 11 times. Auburn record five sacks during the first quarter alone while holding Alabama to minus-17 yards of offense in the period. Seven different players had at least half a sack for Auburn, led by 3.5 sacks from Stanley McClover.

TIGERS DOMINATE FIRST QUARTER VS. TIDE

Auburn has dominated the first quarter against Alabama in recent seasons, outscoring the Crimson Tide 83-17 in the last 12 opening

periods dating back to the 1997 game. Alabama has not scored a first-quarter touchdown against Auburn since 1996, collecting just five field goals and a safety in the last 12 meetings. Auburn has shut out Alabama in the opening period in seven of the last 12 games, while the Tigers have scored 10 or more points in the first quarter in five of those 12 contests.

TIGERS VS. NO. 2-RANKED TEAMS

Auburn has an all-time record of 3-8 against teams ranked No. 2 in the Associated Press poll, but the Tigers did win their last game against a No. 2-ranked team. In 2006, No. 11 Auburn knocked off No. 2 Florida, 27-17, at Jordan-Hare Stadium, handing the Gators their only loss on their way to a national championship.

Prior to that contest, Auburn had not played a No. 2-ranked team since 1992, when a second-ranked Alabama team won 17-0 against the Tigers in Birmingham. However, Auburn's previous meeting with a No. 2-ranked Alabama squad, in 1989, resulted in a 30-20 Auburn victory in the first-ever meeting between the two teams in Jordan-Hare Stadium.

Auburn's other victory against a No. 2-ranked team was another memorable victory over Alabama, as the No. 9 Tigers won the Punt Bama Punt game against the No. 2 Tide in 1972, 17-16.

ON THIS DATE

Auburn has an all-time record of 7-6-1 on Nov. 27. The last six times Auburn has played on this date have all been games against Alabama, with the Tigers going 3-3 in those games. The last meeting was in 1987, with No. 7 Auburn earning a 10-0 win against No. 18 Alabama in Birmingham. The 1982 game famous for "Bo over the top" also happened on Nov. 27. The last time Auburn played an opponent other than Alabama on this date was in 1948, when No. 9 Clemson edged the Tigers, 7-6, in a game played in Mobile.

IN NOVEMBER

Auburn is 215-167-21 (.560) all-time in the month of November. The Tigers are 11-6 in their last 17 games in November.

JORDAN-HARE STADIUM

Now celebrating its 70th year as home to the Auburn football team, Jordan-Hare Stadium is the nation's 10th-largest on-campus stadium, with a capacity of 87,451 fans. The Tigers, who set a school record by averaging 86,915 fans last season, are 271-68-7 (.793) all-time at Jordan-Hare Stadium.

Auburn has clinched its 10th straight winning season at Jordan-Hare Stadium, posting a mark of 57-14 (.803) at home since the 2000 season. The Tigers were undefeated at home during two of those seasons, going 7-0 in both 2000 and 2004.

SEC SUCCESS

Auburn has won 31 of its last 47 Southeastern Conference games and 32 of its last 48 games against SEC schools, including the 2004 SEC Championship game victory over Tennessee. Auburn's success against conference schools dates back beyond 2004, as since the start of the 2000 season, the Tigers have the fourth best record among the 12 league schools in regular season conference games. The following are the combined conference records of the 12 SEC schools from 2000-09.

	W-L	Pct.
Florida	61-19	.763
Georgia	55-25	.688
LSU	54-25	.684
Auburn	52-27	.658
Tennessee	50-29	.633
Alabama	45-34	.569
Arkansas	37-42	.468
South Carolina	37-43	.463
Ole Miss	33-46	.418
Kentucky	20-59	.253
Mississippi State	19-60	.241
Vanderbilt	13-67	.163

TIGERS SINCE 2000

Since the start of the 2000 season, Auburn has one of the best records in all of the Football Bowl Subdivision. The Tigers' record of 87-38 (.696) ranks 14th among all 120 programs. The list of the top 20 programs since 2000 in terms of winning percentage follows:

	W-L	Pct.
1. Boise State	109-17	.865
2. Texas	108-18	.857
3. Oklahoma	108-24	.818
4. Ohio State	101-25	.802
5. USC	100-25	.800
6. Florida	98-29	.772
7. LSU	98-30	.766
8. TCU	94-28	.770
9. Georgia	96-31	.756
10. Virginia Tech	97-32	.752
11. Miami (Fla.)	90-32	.738
12. Utah	85-35	.708
13. Oregon	86-37	.699
14. Auburn	87-38	.696
15. West Virginia	84-38	.694
16. Boston College	87-39	.690
17. Louisville	82-40	.672
18. Florida State	84-42	.667
19. Wisconsin	84-43	.661
20. Texas Tech	83-43	.658

2009 Auburn Football Game Notes

AUBURN IN 2009 BY THE NUMBERS

CATEGORY	2009
Record.....	7-4
SEC	3-4
West	2-2
East.....	1-2
Non-Conference	4-0
Home	6-1
Away	1-3
Neutral	0-0
Day	2-1
Night (6 p.m. or later)	5-3
TV Games	6-4
CBS.....	0-0
ESPN	1-1
ESPN2	1-2
ESPNU.....	1-1
FSN.....	2-0
SEC Network	1-0
Scoring First.....	4-2
Opponent Scoring First	3-2
Leading at Half	6-2
Trailing at Half	1-2
Tied at Half	0-0
Leading after Third.....	6-1
Trailing after Third.....	1-2
Tied after Third	0-1
Overtime Games	0-0
Scoring fewer than 20 pts.	0-2
Scoring 20+ points	7-2
Scoring 30+ points	6-0
Allowing fewer than 20 pts.....	1-0
Allowing 20+ points	6-4
Allowing 30+ points	3-3
Rushing for less than 100 yds.....	0-0
Rushing for 100+ yds.....	7-4
Rushing for 200+ yds.....	5-2
Passing for 200+ yds.	6-1
Passing for 300+ yds.	3-0
Totaling less than 300 yds.....	0-1
300+ yds. of total offense	7-3
400+ yds. of total offense	7-0
Allowing less than 100 yds. rushing.....	2-0
Allowing less than 300 yds. total off.	4-0
Allowing 300+ yds. total offense	3-4
Having 100-yd. rusher	4-2
Opp. have 100-yd. rusher.....	2-2
No turnovers	2-0
Fewer than 3 turnovers	7-2
3 or more turnovers	0-2
No takeaways	0-2
Fewer than 3 takeaways	5-3
3 or more takeaways	2-0
More than 30:00 of possession	3-1
Less than 30:00 of possession	4-3

SEVEN WINS IN FIRST YEAR

With seven victories so far this season, Gene Chizik has posted the second-most wins by a first-year head coach in Auburn history. The only coach with more wins in his first season leading the Tigers was Terry Bowden, who went 11-0 in 1993.

Chizik also became just the third coach in Auburn history to win his first five games as head coach. Bowden won his first 20 games from 1993-94, and Mike Donahue went 5-0 in 1904 before losing the 1905 season opener. Chizik is also just the third SEC coach since the conference expanded in 1992 to win his first five games, joining Bowden and Houston Nutt, who won his first eight games at Arkansas.

Dating back to his days as Auburn's defensive coordinator, Chizik was a part of 20 consecutive victories as a member of the Auburn coaching staff. His first stint at Auburn ended following the Tigers' 13-0 2004 season, and Auburn also won its final two games in 2003. The 20 straight victories matches the longest winning streak by any Auburn head coach or assistant coach in school history.

WHAT A DIFFERENCE A YEAR MAKES

Auburn has 4,856 yards of offense in 11 games this year, which is already the seventh-best total in school history and more than 1,200 yards more than the Tigers had all of last season (3,635). The Tigers have shown drastic improvement in every offensive category this season. Averages and NCAA rankings from major offensive categories are shown below:

	2009	2008
Scoring	34.0 (15th)	17.3 (T110th)
Total offense	441.5 (16th)	302.9 (104th)
Rushing offense	219.5 (11th)	137.5 (69th)
Passing offense	221.9 (54th)	165.4 (99th)
First downs	21.2 (T35th)	16.5 (102nd)
Red zone offense	94.3 (T6th)	57.1 (119th)

RECORD PACE FOR OFFENSE

Auburn's average of 441.5 yards per game would rank as the third highest single-season average in Auburn history. If Auburn maintains that pace, it would finish the season with a school-record 5,740 yards. The current school record for yards in a season is 5,469, set in 2004. With two games to play, Auburn needs to average 307 yards per game to break the school record. The Tigers collected 665 yards Nov. 7 against Furman, which is the fourth-highest total in school history (records since 1967) and most since 1988.

RUNNING WILD

Auburn ranks 11th nationally in rushing offense, averaging 219.5 yards per game. If the Tigers maintained that pace, the total of 2,854 after a bowl game would be sixth most in school history.

The Tigers collected 301 yards rushing against Louisiana Tech in the season opener before running for 390 yards against Mississippi State the following week. The last time Auburn had back-to-back games with at least 300 yards rushing was in 1985, when Auburn had three straight games with more than 300 yards rushing (Ole Miss, 438; Florida State, 413; Georgia Tech, 377).

200+ GROUND GAMES

Auburn has posted seven games with at least 200 yards rushing this season. That total already surpasses the number of 200-yard rushing games that Auburn had in the two previous seasons combined. Auburn had four 200-yard rushing games in 2007, and just two in 2008. It is also the most 200-yard rushing games by Auburn since the 2002 team had eight.

PUTTING UP POINTS

Auburn ranks 15th nationally in scoring offense at 34.0 points per game, and more impressively, it took Auburn just six games this season to score more points than it did in all 12 games last season. Auburn scored 208 points last year, and already has 374 this season.

Auburn scored 40+ points in three straight games against Mississippi State, West Virginia and Ball State, marking the first time the Tigers have ever scored 40 or more points in three consecutive contests.

BIG PLAYS

Auburn has demonstrated a knack for making big plays this year, with 14 plays of more than 40 yards, including six of at least 60. Last season, Auburn had just five plays all year that covered more than 40 yards, and none that went for 60.

In addition, Auburn has 56 plays that have gained at least 20 yards so far this season. Auburn had just 39 such plays all of last season.

BIG MAN TATE

Running back Ben Tate is having a stellar senior season, ranking third in the SEC and 19th nationally averaging 109.9 yards per game. With 1,209 yards rushing, Tate has posted the 18th 1,000-yard rushing season in Auburn history, and ranks ninth on the school's single-season rushing list. He has six 100-yard rushing games this season, which is the most by an Auburn player since Kenny Irons had eight in 2005. He is averaging 125.6 yards per game against SEC opponents, with five 100-yard rushing games.

Tate has also added 16 catches for 88 yards and five kick returns for 139 yards (27.8 yards per return). His average of 130.5 all-purpose yards per game ranks 43rd nationally.

Tate, who was named a semifinalist for the Doak Walker Award, ranks fifth in Auburn history with 3,168 career rushing yards. He needs 200 more to catch Joe Cribbs (1976-79) for fourth.

2009 Auburn Football Game Notes

TODD'S TURNAROUND

Senior quarterback Chris Todd has shown drastic improvement this season after offseason shoulder surgery. He has thrown 19 touchdown passes, which is just one shy of the school single-season record shared by Jason Campbell (2004) and Pat Sullivan (1971). He has established a career high in passing yards three times this year, including a season-best 287 yards against Ball State. He also threw for what was then a career-best four scores against West Virginia, before tying the school record with five the next week against Ball State. Daniel Cobb is the only other Auburn player to throw for five scores, doing it in an overtime game against Louisiana Tech in 2001.

Todd is the first Auburn quarterback in history to throw at least four touchdown passes in consecutive games, and his nine TD passes in a two-week span were two more than Auburn had as a team during the entire 2008 season.

Todd set a school record for completion percentage in a game against Furman, connecting on 17-of-18 attempts (94.4 percent) for 256 yards and four TDs, all in the first half. He completed his first 14 passes in the game.

Todd's 19 touchdown passes are tied for 21st most in the NCAA. He ranks 17th nationally in passing efficiency (146.55).

Year	Cmp-Att-Int	Pct.	Yds	TD	Eff.
2008	86-156-6	55.1	903	5	106.64
2009	163-272-5	59.9	2196	19	147.12

FROM A TO Z

Sophomore Darvin Adams and junior Terrell Zachery were a pair of unknown wide-outs prior to the season, but both have had breakout seasons. Adams leads the team in catches (44), receiving yards (717) and touchdown receptions (nine), while Zachery has 23 grabs for 468 yards (20.3 ypc) and five touchdowns. The duo entered this season with a combined five catches for 42 yards during the course of their careers.

Adams caught three touchdown passes against West Virginia, becoming the first Tiger to haul in at least three scores in a game since Alexander Wright caught four TD passes against Pacific in 1989. He matched that feat against Furman, and now shares the SEC lead and ranks tied for third in school single-season history with his nine TD grabs.

Zachery's five TD receptions have averaged 49.2 yards this year, including a school-record 93-yarder. His average of 20.3 yards per catch ranks sixth best in school history.

THE LONG AND SHORT OF IT

Auburn's offense has excelled at both striking quickly and putting together sustained drives. The Tigers have had 24 scoring drives that used less than two minutes on the clock, including 21

that resulted in touchdowns, which tied for the fourth-best total in the nation. In 12 games last year, Auburn had just 10 scoring drives that took less than two minutes, and only six of those ended with touchdowns.

In fact, Auburn has 11 scoring drives that have taken less than one minute, and 10 of those ended with touchdowns.

The Tigers also have nine scoring drives of at least 10 plays this season, including four that took at least 13 plays. Last year, Auburn only had two scoring drives all season that used at least 13 plays.

GOING FOR SIX IN THE RED ZONE

Auburn's offense has been efficient in the red zone, as the Tigers have not only scored on 33 of 35 possessions in the red zone (94.3), which ranks tied for sixth in the nation, but 25 of the 33 scores have been touchdowns. Auburn's red zone TD percentage of 71.4 ranks tied for second in the SEC behind only Arkansas. Fourteen of the touchdowns have come on the ground and 11 through the air.

CONSISTENCY COUNTS

Auburn's offense has not only been explosive, it has been consistent. The Tigers have scored at least once in 36 of 44 quarters this season (81.8 percent - tied for ninth nationally), and started the season by scoring in the first 20 quarters of the year. Auburn has scored at least one touchdown in 29 of the 44 quarters played this year, including a streak of 14 in a row earlier this season. The Tigers scored just 25 TDs total in all of 2008.

O-LINE PAVES THE WAY

Much of Auburn's offensive success can be attributed to the Tigers' offensive linemen. Tackles Andrew McCain and Lee Ziemba, guards Mike Berry and Byron Isom and center Ryan Pugh have a combined 112 starts under their belt. They have not only helped Auburn rank among the national leaders in scoring offense, total offense and rushing, but have allowed just 15 quarterback sacks this season, which is 31st nationally. Virtually the same group last year surrendered 21 sacks.

FIRST DOWN FLURRY

Auburn is currently tied for 35th nationally in first downs per game, averaging 21.2. The Tigers have had at least 20 first downs in six games this year, including 30 against Furman, 29 against Mississippi State and 27 against Louisiana Tech. Last season, Auburn only reached 20 first downs in a game twice all year, with a high of 26 against UT Martin. Auburn had not had as many as 27 first downs in a game since collecting 28 at Arkansas in 2005, and the last time Auburn had at least 30 first downs was in the 2004 SEC Championship game against Tennessee.

SEC STANDINGS

Eastern Division

	SEC		Overall	
	W	L	W	L
Florida	8	0	11	0
Georgia	4	4	6	5
Kentucky	3	4	7	4
Tennessee	3	4	6	5
South Carolina	3	5	6	5
Vanderbilt	0	8	2	10

Western Division

	SEC		Overall	
	W	L	W	L
Alabama	7	0	11	0
LSU	4	3	8	3
Ole Miss	4	3	8	3
Auburn	3	4	7	4
Arkansas	3	4	7	4
Mississippi State	2	5	4	7

THIS WEEK'S SCHEDULE

Friday, Nov. 27

Alabama at Auburn, 1:30 pm CT [CBS]

Saturday, Nov. 28

Clemson at South Carolina, 12 pm ET [ESPN]
 Ole Miss at Mississippi St., 11:21 am ET [SEC Net]
 Florida State at Florida, 3:30 pm ET [CBS]
 Tennessee at Kentucky, 7 pm ET [ESPNU]
 Arkansas at LSU, 6 pm CT [ESPN]
 Georgia at Georgia Tech, 8 pm ET [ABC]

LAST WEEK'S RESULTS

Saturday, Nov. 21

ALABAMA 45, Chattanooga 0
 ARKANSAS 42, Mississippi State 21
 FLORIDA 62, Florida International 3
 OLE MISS 25, LSU 23
 TENNESSEE 31, Vanderbilt 16
 Kentucky 34, GEORGIA 27

Home team in CAPS

COACHING STAFF ASSIGNMENTS

Jay Boulware: TE (Field)
 Jeff Grimes: OL (Field)
 Phillip Lolley: CB (Press Box)
 Curtis Luper: RB/Recruit. Coord. (Press Box)
 Gus Malzahn: OC/QB (Field)
 Tracy Rucker: DL (Field)
 Ted Roof: DC/LB (Field)
 Trooper Taylor: Asst. HC/WR (Field)
 Tommy Thigpen: Safeties (Field)

2009 Auburn Football Game Notes

AUBURN IN THE SEC/NCAA STATS

(Through games played 11/14)

TEAM	SEC	NCAA
Third-Down Conversions (41.4)	2nd	47th
Red Zone Offense (94.3)	T2nd	T6th
Rushing Offense (219.6)	3rd	11th
Scoring Offense (34.0)	3rd	15th
Total Offense (441.5)	3rd	16th
Pass Efficiency (147.58)	3rd	16th
First Downs (21.2)	3rd	T35th
Opponent 3rd-Down Conv. (33.5)	4th	T17th
Passing Offense (221.9)	4th	54th
Net Punting (36.0)	5th	54th
Sacks Allowed (1.4)	6th	31st
Pass Def. Efficiency (110.81)	7th	26th
Tackles For Loss (5.9)	7th	52nd
Sacks By (2.0)	7th	55th
Kickoff Returns (23.5)	8th	35th
Turnover Margin (+0.2)	8th	53rd
Kickoff Return Defense (23.2)	8th	93rd
Pass Defense (189.5)	9th	24th
Total Defense (359.2)	9th	56th
Opponent First Downs (19.7)	10th	T74th
Rushing Defense (169.7)	10th	88th
Time Of Possession (28:26)	10th	99th
Penalties (58.1)	11th	80th
Scoring Defense (27.0)	12th	78th
Punt Returns (4.6)	12th	112th
Red Zone Defense (94.9)	12th	120th

INDIVIDUAL

	SEC	NCAA
A. Coleman, Tackles for Loss (1.23)	2nd	T28th
A. Coleman, Sacks (0.68)	2nd	T33rd
C. Todd, Passing Eff. (147.12)	3rd	17th
B. Tate, Rushing (109.9)	3rd	19th
W. Byrum, Scoring (8.0)	4th	T34th
D. Adams, Receiving Yards (65.2)	4th	60th
W. McFadden, Interceptions (.36)	T4th	T32nd
W. Byrum, Field Goals (1.3)	6th	T37th
B. Tate, All-Purpose Yards (130.6)	6th	43rd
D. Adams, Receptions (4.0)	6th	--
C. Durst, Punting (40.8)	7th	61st
J. Bynes, Tackles (7.6)	T7th	T96th
C. Todd, Total Offense (190.7)	9th	80th
O. McCalebb, Rushing (58.2)	10th	98th

COMEBACK KIDS

Auburn has had to come from behind in five of its seven victories, including a fourth-quarter comeback to defeat West Virginia Sept. 19. The Tigers trailed Louisiana Tech, 7-3, late in the first quarter before pulling away for a 37-13 victory. Auburn fell behind Mississippi State, 17-14, late in the second quarter before storming back for a 49-24 victory.

Against the Mountaineers, Auburn trailed by 14-0 less than five minutes in, and 21-10 at the end of the first quarter. West Virginia still led 30-27 entering the fourth quarter before Auburn ended the game on a 14-0 run.

The Tigers trailed Ball State 7-0 in the first quarter before scoring the game's next 30 points, and trailed Ole Miss 7-0 before scoring 31 unanswered points.

BUSINESS AS UNUSUAL FOR MALZAHN

Auburn's gaudy offensive numbers are nothing new to first-year offensive coordinator Gus Malzahn. His Tulsa teams led the nation in total offense in both 2007 (543.9 yards) and 2008 (569.9). Last year's Tulsa team also led the country in third-down conversions (57.0 pct.) and yards per play (7.27). Two of the three previous college squads that he coached finished in the top 10 in the nation in rushing, as the 2008 Tulsa team ranked fifth (268.0 yards) and his 2006 Arkansas squad was fourth (228.5).

In the last three seasons, his teams have reached at least 400 yards of offense in 32 of 39 games (82.1 percent).

BYRUM ON TARGET

Junior Wes Byrum has excelled during his junior season, connecting on 14-of-15 field goals and all 46 extra point attempts. Among kickers who have attempted at least 10 field goals, Byrum's percentage of .933 ranks tied for fourth nationally. Byrum has scored 88 points this season, which is seventh best in school history and just 14 shy of the school single-season record, and just six points shy of the most points ever scored by an Auburn kicker in a single season.

Byrum, who is tied for fourth in school history with 42 career made field goals, is fourth in the SEC in scoring with 88 points and sixth with 14 field goals. He made a career-high four field goals in a 26-22 win at Tennessee, earning SEC Special Teams Player of the Week honors.

WASHINGTON WOWS THE DOGS

Auburn junior Demond Washington had a record-setting night as a return man Nov. 14 against Georgia. Washington set school single-game records with 202 kickoff returns yards (of five returns) and 229 total return yards, which included 27 punt return yards. He had a 99-yard kickoff return for a touchdown in the fourth

quarter, which was the sixth-longest in school history.

Washington's 202 kickoff return yards and 229 return yards were both the fourth most in SEC single-game history, and his 40.4 kickoff return average is second best in SEC history for a single game (min. 4 returns) behind Kerry Goode of Alabama's 49.3 average versus Boston College in 1984.

NON-OFFENSIVE SCORES

Auburn scored its fifth non-offensive touchdown of the season Nov. 14 against Georgia, and also has a blocked PAT return for two points. The Tigers have returned three interceptions, a kickoff and a blocked field goal for scores, in addition to the blocked PAT return. The three interceptions returned for scores are the most in a single season for Auburn since 1996.

Opponent	Player	Score
Mississippi State	Antonio Coleman	20-yd INT
West Virginia	Craig Stevens	15-yd INT
Kentucky	Neiko Thorpe	69-yd Blk FG
Ole Miss	Walter McFadden	29-yd INT
Ole Miss	Demond Washington	Blk PAT
Georgia	Demond Washington	99-yd KOR

THIRD DOWN D GETTING STRONGER

Auburn's defense has gotten stronger this season on third-down plays, and now ranks tied for 17th in the nation in opponent third down conversions (33.5 percent). Auburn has held its opponents under 25 percent on third down conversions in four of the last seven games, including a season-low 8.3 percent (1-of-12) by Furman Nov. 7 and 20 percent (3-of-15) by Ole Miss the previous Saturday. Furman was 0-for-7 against the Tigers starters in the first half, and the Rebels were 0-for-6 on third downs in the second half.

Auburn has also allowed just seven points or less in the first half in five of its last seven contests.

DEFENSE HOLDING TOUGH

Auburn's offense has stolen most of the headlines, but the defensive unit has performed admirably despite a rash of injuries.

The Tigers have managed despite missing projected starters or second-stringers S Mike McNeil, CB Aairon Savage, LB Spencer Pybus and DE Nosa Egaue for all 11 games, DL Zach Clayton for six games, DB D'Antoine Hood for four games, DE Antoine Carter for three games and LB Eltoro Freeman for two games.

Safety Zac Etheridge is also out for the rest of the season after suffering an injury Oct. 31 against Ole Miss.

In addition, DT Sen'Derrick Marks and CB Jerraud Powers left school after their junior years to enter the NFL.

2009 Auburn Football Game Notes

COLEMAN'S DOMINATING DEFENSIVELY

Antonio Coleman, a first-team preseason All-SEC selection, leads the SEC with 13.5 tackles for loss and 7.5 sacks. Coleman also has 41 total tackles, an interception which he returned for a touchdown against Mississippi State, a blocked kick, a forced fumble and a fumble recovery. He ranks third in Auburn history with 22.0 career sacks, which is one ahead of his defensive line coach, Tracy Rocker.

Coleman has come on strong during the last five games, totaling 22 tackles, 8.5 tackles for loss (-44 yards), 5.0 sacks (-37), a blocked kick and a forced fumble. He has twice been named the SEC Defensive Lineman of the Week this season, following his performances against Mississippi State and Ole Miss.

McFADDEN'S McPICKS

Senior Walter McFadden leads the team with four interceptions which is tied for fourth most in the SEC, and his 11 passes defended (four interceptions, seven pass break-ups) is tied for sixth best. McFadden's four picks are tied for the most by an Auburn player in a single season since Junior Rosegreen had six in 2004. McFadden returned an interception 29 yards for a score Oct. 31 against Ole Miss, marking his second career interception return for a touchdown. He had a 93-yarder against Tennessee Tech in 2007.

JUNIOR LINEBACKERS LEAD DEFENSE

A pair of experienced junior linebackers have stepped up to lead Auburn defensively this season. Josh Bynes leads the team and is tied for seventh in the SEC with 84 tackles, while Craig Stevens is 11th with 83. Last year Stevens had 54 tackles all season, and Bynes had 53. Both players have also recorded interceptions, while Stevens is second on the team with 7.0 tackles for loss and Bynes recorded a safety against Ball State. Stevens has recorded double-digit tackles in three games this season, including a career high 12 at Arkansas.

YOUNG GUNS GET FIRST ACTION

A whopping 34 Auburn players have played in their first career games as Tigers this season. The list of first-timers included: DB Gabe Barrett, DB Daren Bates, DB T'Sharvan Bell, WR DeAngelo Benton, WR Emory Blake, OL Jorell Bostrom, LB Watson Downs, LB Jonathan Evans, DL Nick Fairley, LB Eltoro Freeman, DE Dee Ford, LB Harris Gaston, OL Stephen Gibbons, WR Anthony Gulley, DS Josh Harris, DE Robert Hill, RB Davis Hooper, DL Chris Humphries, DL Joe Jones, TE Philip Lutzenkirchen, DL Derrick Lykes, RB Onterio McCalebb, DB Ikeem Means, OL Andrew Parmer, DB Woody Parramore, DB Blake Poole, LB Ashton Richardson, OL Darrell Roseman, WR Travante Stallworth, OL John Sullen, DL Jamar Travis, DB Demond Washington, WR Jay

Wisner and TE Bailey Woods.

In addition, 15 players have made their first career starts: WR Darvin Adams, DB Daren Bates, WR Emory Blake, OL Bart Eddins, DL Nick Fairley, LB Eltoro Freeman, LB Adam Herring, TE Philip Lutzenkirchen, OT Andrew McCain, RB Onterio McCalebb, DL Jake Ricks, RB Eric Smith, OL John Sullen, DB Demond Washington and WR Terrell Zachery.

FRESH FACES

Auburn has had 20 freshmen (15 true, five redshirt) play this season. Four true freshmen have earned starts this season, including safety Daren Bates, who has started all 11 games. Running back Onterio McCalebb has started twice and wideout Emory Blake and offensive guard John Sullen have started one game each. The 14 true freshmen that have played include: Bates, Blake, McCalebb, Sullen, WR DeAngelo Benton, LB Jonathan Evans, DE Dee Ford, LB Harris Gaston, WR Anthony Gulley, DL Joe Jones, TE Philip Lutzenkirchen, DB Ikeem Means, DB Blake Poole, WR Travante Stallworth and DL Jamar Travis.

THE SENIOR CLASS

Head coach Gene Chizik has a senior class that includes 13 players at Auburn in 2009. It marks the smallest senior class at Auburn since the 2001 squad had 10 seniors.

The 2009 seniors include: DB Gabe Barrett, DE Antonio Coleman, H Clayton Crofoot, P Clinton Durst, OL Stephen Gibbons, OT Andrew McCain, CB Walter McFadden, TE Gabe McKenzie, DL Jake Ricks, DB Aairon Savage, RB Ben Tate, QB Chris Todd and TE Tommy Trott.

IRON MEN

Of Auburn's 13 seniors, eight have seen time in at least 30 games during their careers, including six with at least 40 games under their belt. Tommy Trott leads the group, having played in 50 career games, including 48 of a possible 49 over the past four seasons. Gabe McKenzie is the only player who has played in all 49 games since 2006. Antonio Coleman is next with 48 career games played, followed by Walter McFadden (47 games), Ben Tate (45), Jake Ricks (42) and Andrew McCain (38).

STARTS STREAK

Junior Lee Ziemba has the longest staring streak on the Auburn squad, having started all 36 games over the past three seasons. Only two other players have starting streaks that date back to the 2007 season. Junior Ryan Pugh has started 26 straight contests, while junior Craig Stevens has 24 straight starts under his belt.

Senior Walter McFadden has the fourth-longest streak, having started every game since the start of the 2008 season (23 straight).

BEST WINNING PCT. AWAY FROM HOME SINCE 2003

(Includes road and neutral site games)

Rank	School	W-L	Pct.
1.	Texas	37-7	.841
2.	USC	40-8	.833
3.	Boise State	36-9	.800
4.	LSU	31-10	.756
5.	Georgia	32-12	.727
6.	Ohio State	28-11	.718
7.	TCU	32-13	.711
8.	Florida	31-13	.705
9.	West Virginia	27-14	.659
10.	Navy	30-18	.625
11.	Boston College	27-16	.628
12.	Virginia Tech	27-17	.614
13.	Auburn	22-14	.611
14.	Oklahoma	25-17	.595
15.	Florida State	26-18	.591

30+ POINTS EQUALS VICTORY

Auburn has won 55 consecutive games when scoring 30 or more points. The last time the Tigers lost when registering at least 30 points was a 56-49, four overtime loss to Georgia in 1996. In its history, Auburn is now 275-4 all-time when scoring at least 30 points.

WHEN SCORING 20+ POINTS

In the last 10 seasons, Auburn is 78-10 (.886) when scoring 20 or more points in a game. Dating back to the start of the 1993 season, Auburn is 121-17-1 (.874) when scoring 20 or more points in a game.

A NIGHT OF FIRSTS

Auburn established several firsts during its game against Mississippi State Sept. 12. To begin, Ben Tate and Onterio McCalebb both went over 100 yards rushing for the second straight game, marking the first time in school history that the Tigers have had two 100-yard rushers in back-to-back games.

McCalebb established another first by becoming the first Tiger freshman ever to rush for 100 or more yards in each of the first two games of the season. He had 148 in the opener against Louisiana Tech and 114 against MSU.

Finally, Darvin Adams had 116 yards receiving, marking the first time in school history that Auburn had two 100-yard rushers and a 100-yard receiver in the same game. It nearly marked the second straight game that Auburn accomplished that feat, as Terrell Zachery had 104 yards receiving at one point during the season opener, but lost 6 yards on his final reception and finished with 98 yards receiving for the game.

2009 Auburn Football Game Notes

RECORD-BREAKING PLAY

Chris Todd and Terrell Zachery teamed up to make school history during Auburn's season-opening win against Louisiana Tech, connecting on a 93-yard touchdown pass. The play was the longest play from scrimmage in school history, surpassing a 92-yard rush by Ralph O'Gwynne vs. Loyola on Nov. 21, 1936. The longest pass play in school history had been an 87-yard pass from Jason Campbell to Silas Daniels on Oct. 9, 2004, also against Louisiana Tech.

AUBURN BY THE NUMBERS

The Tigers return 46 lettermen from last season, including 24 on offense, 18 on defense and four specialists. Auburn returns seven starters on offense and seven on defense.

Auburn's current roster of 113 players includes 13 seniors, 31 juniors, 27 sophomores, 11 redshirt freshmen and 31 freshmen. The underclassmen (69) represent 61.1 percent of the Tigers' roster.

A number of walk-ons joined the program after the first day of classes on August 17.

TIGER GRADS

Auburn began the season with eight graduates on its roster, which was tied for fifth most among all FBS schools.

The Tiger graduates included: WR Montez Billings (Public Administration), DE Antonio Coleman (Criminology), CB Walter McFadden (Public Administration), TE Gabe McKenzie (Criminology), DB Aairon Savage (Exercise Science), RB Ben Tate (Criminology), QB Chris Todd (Business Finance) and TE Tommy Trott (Public Administration).

Listed are the top 10 FBS programs in the nation in terms of number of players who have completed their bachelor's degrees prior to the start of the 2009 season.

1. Alabama12
2. Boston College10
- Virginia Tech10
4. Penn State.....9
5. **Auburn**8
- Miami (Fla.)8
- East Carolina8
- Notre Dame8
- Texas Tech8
- UNLV8

WATCH LISTS

Four members of the Auburn team were named to watch lists for national awards.

Antonio Coleman led the way, landing on four watch lists, including those for the Lombardi Award (best lineman or linebacker), Bronko Nagurski Award (best defensive player), Chuck Bednarik Award (best defensive player) and Ted Hendricks Award (best defensive end).

Ben Tate and Chris Todd were named to the Maxwell Award watch list, for the nation's outstanding player, while Todd was also added

to the Manning Award watch list. Tommy Trott was on the watch list for the John Mackey Award, which goes to the nation's top tight end.

TIGER PROS

Auburn has demonstrated a proficiency for placing players in the National Football League. As of Aug. 24, 37 former Auburn Tigers were listed on NFL rosters. The Seattle Seahawks have the most former Tigers, with four former Auburn players on the roster, while the San Diego Chargers have three. Twenty-seven of the 32 teams have at least one former Auburn player on the roster.

RUNNING BACK FACTORY

Auburn has produced four running backs that are currently on NFL rosters, which is tied for most in the NFL according to information compiled by www.kickoffzone.com. Ronnie Brown, Heath Evans, Tony Richardson and Carnell Williams are all former Tigers who are currently in the NFL. The list also does not include former Tiger Brandon Jacobs, who lettered at Auburn in 2003 before transferring to Southern Illinois. Only three other schools (LSU, Miami (Fla.) and Texas) have produced four current NFL running backs.

UNDER THE LIGHTS AT JORDAN-HARE

Auburn has been tough to beat in night games at Jordan-Hare Stadium, including victories this season over each of its first four opponents. The Tigers have accumulated a record of 19-4 since the 2000 season in home games starting at 6 p.m. or later. That stretch includes a 4-1 record against ranked opponents, with wins over No. 1 Florida in 2001, No. 2 Florida in 2006, No. 7 Tennessee in 2003 and No. 14 Georgia in 2000.

NON-CONFERENCE SCHEDULE

Auburn is one of just two teams in the Southeastern Conference that is playing three non-conference games this season against teams that went to bowl games last season. South Carolina is the other.

Auburn opened the season with Louisiana Tech, which won the Independence Bowl last season. The Tigers' second non-conference game was against West Virginia, which defeated North Carolina in the Meineke Car Care Bowl. The following week the Tigers hosted Ball State, which fell to Gus Malzahn's Tulsa team in the GMAC Bowl, 45-13.

AUBURN FOOTBALL: EVERY DAY ...

This season Auburn is debuting a new weekly 30-minute show offering fans a reality-based, behind the scenes style production that will chronicle the inner-workings of the Tigers' football program through the entire 2009 season. The program follows the high and lows of

competing as an SEC football player, with wired up coaches and players and exclusive interviews.

The show may be viewed in Alabama and the Southeast on television stations as well as the Comcast Sports Southeast (CSS) regional cable network. The show will also be streamed via the internet at www.auburntigers.com. The show will air either Friday nights or Saturday mornings in all markets.

TIGERS ON CSS

Comcast/Charter Sports Southeast (CSS) will broadcast encore presentations of Auburn football every Sunday at 6 p.m. ET/5 p.m. CT with Andy Burcham handling play-by-play duties and Cole Cubelic doing color commentary. CSS will also air the Auburn Football Review every Tuesday at 5 p.m. ET/4 p.m. CT.

CSS is a 24-hour regional sports network serving approximately 5.8 million households across 12 Southeastern states.

AUBURN IN OVERTIME

Overall Record:	4-5
Home:	3-3
Road:	0-2
Neutral:	1-0

Date	Opponent	Result	#OTs
12/31/07	vs. Clemson	W, 23-20	1
9/8/07	SOUTH FLORIDA	L, 23-26	1
10/22/05	at LSU	L, 17-20	1
10/19/02	at Florida	L, 23-30	1
9/28/02	SYRACUSE	W, 37-34	3
10/20/01	LA. TECH	W, 48-41	1
11/11/00	GEORGIA	W, 29-26	1
9/25/99	OLE MISS	L, 17-24	1
11/16/96	GEORGIA	L, 49-56	4

2009 Auburn Football Game Notes

CAREER STATS VS. ALABAMA

Player	PASSING			
	C-A-I	TD	Yds	Yds/Gm
Kodi Burns	9-23-0	0	113	113.0

Player	RUSHING			
	No.	Yds	Avg.	TD
Ben Tate	15	89	5.9	1
Mario Fannin	8	28	3.5	0
Kodi Burns	12	6	0.5	0

Player	RECEIVING			
	No.	Yds	Avg.	TD
Mario Fannin	4	56	14.0	0
Ben Tate	1	17	17.0	0
Gabe McKenzie	1	6	6.0	0
Derek Winter	1	5	5.0	0

Player	DEFENSIVE			
	UA	A	Tot.	Misc.
Zac Etheridge	7	10	17	
Antonio Coleman	3	4	7	TFL, 2 PBU
Michael Goggans	4	2	6	2 TFL
Mike McNeil	4	2	6	
Josh Bynes	4	0	4	
Neiko Thorpe	3	1	4	
Craig Stevens	1	3	4	
Zach Clayton	2	1	3	Sack
Aairon Savage	2	1	3	
Mike Blanc	0	3	3	
Walter McFadden	2	0	2	PBU
Antoine Carter	1	1	2	
Spencer Pybus	1	0	1	
Jake Ricks	1	0	1	

THE LAST MEETING

AUBURN 0
 #1 ALABAMA 36

November 29, 2008

Bryant-Denny Stadium (92,138) • Tuscaloosa, Ala.

Glen Coffee rushed for 144 yards and a touchdown and Mark Ingram ran for a pair of scores as No. 1 Alabama blanked Auburn 36-0 in Bryant-Denny Stadium. The loss snapped the Tigers' six-game winning streak over the Tide.

Auburn's offense was limited to 170 yards of total offense, and of 13 offensive drives, only one resulted in the Tigers crossing midfield for a scoring opportunity.

On the game's opening drive, Auburn converted two third downs to move near mid-field, but the drive stalled. Both teams were held scoreless until Alabama scored on the final play of the first quarter on a 37-yard field goal courtesy of Leigh Tiffin for a 3-0 lead. It marked the 12th straight game that the Tiger defense did not allow a touchdown during the first quarter.

Coffee added to the lead with a 41-yard rushing touchdown to give Alabama a 10-0 edge at the 10:28 mark in the second quarter.

The best scoring chance for Auburn came at the end of the first half. With 2:19 on the clock, quarterback Kodi Burns rushed four times for 25 yards and connected with Derek Winter for a 5-yard completion to get the Tigers to the Alabama 23-yard line.

Morgan Hull went out to attempt his first-ever career field goal from 39 yards, and kicked the ball through the uprights, but Alabama had called a timeout just prior to the snap. On his second attempt, Hull's kick was blocked and the Tigers went into the locker room facing a 10-0 deficit.

The third quarter was disastrous for Auburn, as the Tigers fumbled on

their first two possessions, and Alabama was able to capitalize with a pair of touchdowns to go up 22-0 in less than five minutes.

A 14-yard rushing touchdown by Ingram gave the Tide a 29-0 lead to close out the third quarter. Alabama added another touchdown at the 2:49 mark in the fourth quarter with Greg McElroy completing a 34-yard pass to Marquis Maze.

Fannin supplied Auburn's offense, leading the way both on the ground and through the air. He had 28 yards rushing on eight carries and caught three passes for 44 yards.

The Tigers' defense was led by Zac Etheridge's 11 tackles. Michael

SCORING SUMMARY				
Auburn	0	0	0	0
Alabama	3	7	19	7 - 36
UA—Tiffin 37 field goal, 00:00, 1st UA—Coffee 41 run (Tiffin kick), 10:28, 2nd UA—Stover 39 pass from Wilson (Tiffin kick blocked), 13:15, 3rd UA—Ingram 1 run (Wilson pass failed), 7:35, 3rd UA—Ingram 14 run (Tiffin kick), 2:10, 3rd UA—Maze 34 pass from McElroy (Tiffin kick), 2:49, 4th				
TEAM STATISTICS				
	AU	UA		
First Downs	8	21		
Rushes-Yards	30-57	50-234		
Passing-Yards	113	178		
Comp-Att-Int	9-23-0	10-18-0		
Total Plays-Yards	50-178	68-412		
Punts-Avg.	9-42.6	5-33.4		
Fumbles-Lost	3-3	1-0		
Penalties-Yards	4-45	1-4		
3rd Down Conv.	4-of-14	6-of-15		
Time of Possession	24:23	35:37		
INDIVIDUAL STATISTICS				
RUSHING: (AU) Fannin 8-28, Tate 4-12, Lester 6-11, Burns 12-6; (UA) Coffee 20-144 (TD), Ingram 15-64 (2TD), Upchurch 2-15, Grant 7-11, Griffin 1-2, Wilson 4-0.				
PASSING: (AU) Burns 9-23-0; (UA) Wilson 8-16-0 (TD), McElroy 2-2-0 (TD).				
RECEIVING: (AU) Fannin 3-44, R. Smith 2-39, Dunn 1-10, Billings 1-9, McKenzie 1-6, Winter 1-5; (AU) Jones 3-36, Stover 1-39 (TD), Maze 1-34 (TD), Ingram 1-27, Hanks 1-17, Smelley 1-10, McCall 1-9, Walker 1-6.				

Goggans had a pair of tackles for loss, totaling 7 yards.

The loss prevented Auburn from making a bowl trip for the ninth straight season.

2009 Auburn Football Game Notes

AUBURN-ALABAMA SERIES GAME-BY-GAME STATISTICS

Since 1967

Date	Site	Result	Attend	Rank		AU				Rushing				Passing				Tot Off				UA				Rushing				Passing				Tot Off			
				AU	UA	FD	No	Yds	TD	C-	A-	I	Yds	TD	No	Yds	FD	No	Yds	TD	C-	A-	I	Yds	TD	No	Yds	FD	No	Yds	TD	C-	A-	I	Yds	TD	No
12/2/67	Birmingham, AL	L, 3-7	69,723	---	8	13	54	99	0	10	19	2	117	0	73	216	4	44	164	1	3	5	1	12	0	49	176										
11/30/68	Birmingham, AL	L, 16-24	68,821	18	15	10	39	71	0	11	26	5	186	2	65	257	19	49	166	2	18	38	1	173	1	87	339										
11/29/69	Birmingham, AL	W, 49-26	72,303	12	---	25	50	349	7	13	26	2	192	0	76	541	26	28	49	0	30	55	2	484	2	83	533										
11/28/70	Birmingham, AL	W, 33-28	71,774	11	---	22	31	140	3	22	38	1	317	1	69	457	31	61	301	1	14	21	4	212	2	82	513										
11/27/71	Birmingham, AL	L, 7-31	68,821	5	3	7	16	27	0	10	28	0	152	1	44	179	24	71	278	4	12	12	2	122	0	83	400										
12/2/72	Birmingham, AL	W, 17-16	72,386	9	2	7	46	50	0	3	6	1	30	0	52	80	16	65	235	2	1	7	2	16	0	72	251										
12/1/73	Birmingham, AL	L, 0-35	69,418	---	1	13	49	149	0	4	9	2	43	0	58	192	21	60	352	5	3	5	0	53	0	65	405										
11/29/74	Birmingham, AL	L, 13-17	71,224	7	2	11	52	228	2	1	7	1	12	0	59	240	20	64	290	1	2	5	0	80	0	69	370										
11/29/75	Birmingham, AL	L, 0-28	63,500	---	4	13	45	94	0	6	15	1	50	0	60	144	22	60	376	2	3	7	0	54	2	67	430										
11/27/76	Birmingham, AL	L, 7-38	70,303	---	18	9	41	138	1	7	20	3	91	0	61	229	22	56	302	4	7	13	0	139	1	69	441										
11/26/77	Birmingham, AL	L, 21-48	69,921	---	2	10	43	162	2	4	9	1	135	1	52	297	27	63	322	5	9	13	0	143	2	76	315										
12/2/78	Birmingham, AL	L, 16-34	79,218	---	2	14	53	143	2	9	12	0	90	0	65	233	22	50	253	1	13	22	1	174	3	72	427										
12/1/79	Birmingham, AL	L, 18-25	77,918	14	1	11	44	128	0	5	18	0	121	2	62	249	24	67	314	2	6	8	0	80	1	75	394										
11/29/80	Birmingham, AL	L, 18-34	78,549	---	9	12	46	150	0	5	14	2	92	2	60	242	17	62	316	4	5	7	0	49	1	69	365										
11/28/81	Birmingham, AL	L, 17-28	78,170	---	4	15	56	188	2	8	21	3	123	0	77	311	14	53	199	2	4	11	1	80	2	64	279										
11/27/82	Birmingham, AL	W, 23-22	76,300	---	---	11	47	193	3	6	14	0	64	0	61	257	27	53	256	1	18	33	2	251	1	86	507										
12/3/83	Birmingham, AL	W, 23-20	77,310	3	19	15	59	355	2	5	14	0	48	0	73	403	19	46	289	1	5	22	2	62	2	68	351										
12/1/84	Birmingham, AL	L, 15-17	76,853	11	---	16	49	215	2	8	20	1	113	0	69	328	13	46	180	2	6	11	1	73	0	57	253										
11/30/85	Birmingham, AL	L, 23-25	75,808	7	---	17	49	175	3	8	17	1	159	0	66	334	20	40	239	2	14	28	1	195	0	68	434										
11/29/86	Birmingham, AL	W, 21-17	75,808	14	7	25	39	225	3	19	30	2	153	0	69	378	19	50	340	0	9	24	1	53	2	74	393										
11/27/87	Birmingham, AL	W, 10-0	75,808	7	18	20	59	185	1	14	18	1	128	0	77	313	10	39	136	0	7	17	2	47	0	56	183										
11/25/88	Birmingham, AL	W, 15-10	75,962	7	17	19	47	130	1	13	26	1	220	0	73	350	16	27	12	0	20	35	2	255	1	62	267										
12/2/89	Auburn	W, 30-20	85,319	11	2	21	46	167	3	14	26	1	274	0	72	441	23	31	87	0	27	50	2	340	2	81	427										
12/1/90	Birmingham, AL	L, 7-16	75,962	20	---	11	32	52	0	17	31	3	185	1	63	237	13	43	92	1	14	28	0	102	0	71	194										
11/30/91	Birmingham, AL	L, 6-13	83,091	---	8	15	38	113	0	13	27	2	232	0	65	345	14	46	125	1	7	18	1	161	0	64	286										
11/26/92	Birmingham, AL	L, 0-17	83,091	---	2	8	28	20	0	14	25	2	119	0	53	139	17	51	199	1	5	14	2	63	0	65	262										
11/20/93	Auburn	W, 22-14	85,214	6	11	21	51	218	1	14	29	1	133	1	80	351	10	26	113	2	10	29	2	156	0	55	269										
11/19/94	Birmingham, AL	L, 14-21	83,091	6	4	17	24	86	2	23	42	1	247	0	66	333	22	56	227	1	9	18	1	188	2	74	415										
11/18/95	Auburn	W, 31-27	85,214	21	17	18	38	95	2	18	36	0	259	2	74	354	22	37	176	2	19	43	0	302	1	80	478										
11/23/96	Birmingham, AL	L, 23-24	83,091	---	15	13	30	116	0	11	39	2	180	1	69	296	21	40	142	0	20	34	3	292	3	74	434										
11/22/97	Auburn	W, 18-17	85,214	13	---	19	31	62	1	14	34	2	213	0	65	275	15	34	156	1	14	27	0	143	1	61	299										
11/21/98	Birmingham, AL	L, 17-31	83,091	---	---	18	36	100	1	14	34	2	208	1	70	308	17	40	101	2	17	24	1	228	2	64	329										
11/20/99	Auburn	L, 17-28	85,214	---	8	21	29	66	0	26	40	1	237	2	69	303	22	46	226	3	17	26	1	124	0	72	350										
11/18/00	Tuscaloosa, AL	W, 9-0	85,986	18	---	17	47	162	0	10	20	2	139	0	67	301	8	22	23	0	12	29	1	112	0	51	135										
11/17/01	Auburn	L, 7-31	86,063	17	---	15	28	41	1	16	24	0	231	0	52	272	25	44	328	2	22	30	0	221	2	74	549										
11/23/02	Tuscaloosa, AL	W, 17-7	84,818	---	9	14	38	129	0	10	18	1	169	2	56	298	17	34	111	1	18	37	1	209	0	71	320										
11/22/03	Auburn	W, 28-23	86,063	---	---	13	41	249	2	18	27	2	270	1	68	519	13	34	111	1	13	29	2	180	1	63	291										
11/20/04	Tuscaloosa, AL	W, 21-13	83,818	2	---	18	41	74	2	18	24	1	224	1	65	298	15	31	50	0	17	30	1	226	1	61	276										
11/19/05	Auburn	W, 28-18	87,451	11	8	13	35	139	2	14	21	0	118	2	56	257	11	37	33	2	16	29	0	155	0	66	188										
11/18/06	Tuscaloosa, AL	W, 22-15	92,138	15	---	14	40	124	2	6	14	0	137	1	54	261	18	30	112	0	18	33	1	252	2	63	364										
11/24/07	Auburn	W, 17-10	87,451	25	---	17	41	165	2	12	22	1	117	0	63	282	15	36	112	1	12	26	1	113	0	62	225										
11/29/08	Tuscaloosa, AL	L, 36-0	92,138	--	1	8	30	57	0	9	23	0	113	0	53	170	21	50	234	3	10	18	0	178	2	68	412										

2009 Auburn Honors and Awards

DARVIN ADAMS

- ▶ Phil Steele Midseason All-SEC First Team
- ▶ College Football Performance Awards Honorable Mention Wide Receiver of the Week (Nov. 8)

WES BYRUM

- ▶ Lou Groza Award Semifinalist
- ▶ College Football Performance Awards Honorable Mention Placekicker of the Week (Sept. 7)
- ▶ SEC Special Teams Player of the Week (Oct. 5)
- ▶ Lou Groza Award Star of the Week (Oct. 5)
- ▶ Phil Steele Midseason All-SEC Third Team

ANTONIO COLEMAN

- ▶ SEC Defensive Lineman of the Week (Nov. 2)
- ▶ SEC Defensive Lineman of the Week (Sept. 14)
- ▶ Lowe's Senior CLASS Award Watch List
- ▶ Rotary Lombardi Award Watch List
- ▶ Ted Hendricks Award Watch List
- ▶ Chuck Bednarik Award Watch List
- ▶ Bronko Nagurski Award Watch List
- ▶ *Lindy's* Preseason All-America Second Team
- ▶ *Athlon Sports* Preseason All-America Second Team
- ▶ Phil Steele Preseason All-America Third Team
- ▶ *Lindy's* Preseason All-SEC First Team
- ▶ *Athlon Sports* Preseason All-SEC First Team
- ▶ *Sports Illustrated* Preseason All-SEC Second Team
- ▶ Phil Steele Preseason All-SEC First Team
- ▶ Coaches' All-SEC Second Team
- ▶ Media All-SEC First Team
- ▶ Phil Steele Midseason All-SEC First Team
- ▶ Phil Steele Midseason All-America Third Team
- ▶ College Football Performance Awards Honorable Mention Defensive Lineman of the Week (Nov. 1)

CLINTON DURST

- ▶ *Sports Illustrated* Preseason All-SEC Second Team
- ▶ Phil Steele Preseason All-SEC First Team
- ▶ Media All-SEC Second Team
- ▶ Phil Steele Midseason All-SEC Third Team

GUS MALZAHN

- ▶ Rivals.com National Coordinator of the Week (Sept. 14)

ONTERIO McCALEBB

- ▶ SEC Freshman of the Week (Sept. 7)
- ▶ SEC Freshman of the Week (Oct. 5)

WALT McFADDEN

- ▶ SEC Defensive Player of the Week (Nov. 2)

RYAN PUGH

- ▶ *Lindy's* Preseason All-SEC First Team
- ▶ Phil Steele Midseason All-SEC Third Team

CRAIG STEVENS

- ▶ SEC Defensive Player of the Week (Sept. 21)
- ▶ Phil Steele Midseason All-SEC Third Team

BEN TATE

- ▶ Doak Walker Award Semifinalist
- ▶ Maxwell Award Watch List
- ▶ *Athlon Sports* Preseason All-SEC Third Team
- ▶ Phil Steele Preseason All-SEC Second Team
- ▶ Coaches' All-SEC Third Team
- ▶ College Football Performance Awards Honorable Mention Running Back of the Week (Oct. 11)
- ▶ Phil Steele Midseason All-SEC Second Team

NEIKO THORPE

- ▶ Phil Steele Midseason All-SEC Third Team

CHRIS TODD

- ▶ Maxwell Award Watch List
- ▶ Manning Award Watch List
- ▶ College Football Performance Awards Honorable Mention Quarterback of the Week (Sept. 27)
- ▶ College Football Performance Awards Honorable Mention Quarterback of the Week (Nov. 8)

TOMMY TROTT

- ▶ John Mackey Award Watch List

DEMOND WASHINGTON

- ▶ College Football Performance Awards National Kickoff Returner of the Week (Nov. 15)
- ▶ SEC Special Teams Player of the Week (Nov. 16)

LEE ZIEMBA

- ▶ *Lindy's* Preseason All-SEC Second Team
- ▶ *Athlon Sports* Preseason All-SEC Second Team
- ▶ *Sports Illustrated* Preseason All-SEC Second Team
- ▶ Coaches' All-SEC Second Team
- ▶ Media All-SEC Second Team
- ▶ Phil Steele Midseason All-SEC Second Team

2009 Auburn Football Game Notes

<p>LOUISIANA TECH (3-8, 2-5 WAC)</p> <p>Sept. 5 at Auburn [ESPN] L, 13-37 Sept. 12 at Navy [CBS] L, 14-32 Sept. 19 NICHOLLS STATE W, 48-13 Sept. 30 HAWAII [ESPN2] W, 27-6 Oct. 9 at Nevada [ESPN] L, 14-37 Oct. 17 NEW MEXICO STATE W, 45-7 Oct. 24 at Utah State [ERT] L, 21-23 Oct. 31 at Idaho [ERT] L, 34-35 Nov. 6 #5/5/4 BOISE STATE [ESPN2] L, 35-45 Nov. 14 at #9/11/11 LSU L, 16-24 Nov. 21 at Fresno State L, 28-30 Dec. 5 SAN JOSE STATE [ERT] 1 p.m.</p> <p>MISSISSIPPI STATE (4-7, 2-5 SEC)</p> <p>Sept. 5 JACKSON STATE [ESPN] W, 45-7 Sept. 12 at Auburn [FSS] L, 24-49 Sept. 19 at Vanderbilt [FSS] W, 14-3 Sept. 26 #7/7 LSU [SEC Net] L, 26-30 Oct. 3 GEORGIA TECH [CSS] L, 31-42 Oct. 10 HOUSTON [ESPN] L, 24-31 Oct. 17 at Middle Tennessee [ESPN] W, 27-6 Oct. 24 #2/1/1 FLORIDA [ESPN] L, 19-29 Oct. 31 at Kentucky [FSS] W, 31-24 Nov. 14 #3/3/3 ALABAMA [ESPN] L, 3-31 Nov. 21 at Arkansas [SEC Net] L, 21-42 Nov. 28 OLE MISS [SEC Net] 11:21 a.m.</p> <p>WEST VIRGINIA (7-3, 3-2 BIG EAST)</p> <p>Sept. 5 LIBERTY W, 33-20 Sept. 12 EAST CAROLINA W, 35-20 Sept. 19 at Auburn [ESPN2] L, 30-41 Oct. 1 COLORADO [ESPN] W, 35-24 Oct. 10 at Syracuse W, 34-13 Oct. 17 MARSHALL W, 24-7 Oct. 24 CONNECTICUT W, 28-24 Oct. 30 at South Florida [ESPN2] L, 19-30 Nov. 7 LOUISVILLE W, 17-9 Nov. 13 at #5/5/5 Cincinnati [ESPN2] L, 21-24 Nov. 27 PITTSBURGH TBA Dec. 5 at Rutgers TBA</p> <p>BALL STATE (1-10, 1-6 MAC)</p> <p>Sept. 3 NORTH TEXAS [ESPN] L, 10-20 Sept. 12 NEW HAMPSHIRE L, 16-23 Sept. 19 at Army [CBS Coll.] L, 17-24 Sept. 26 at Auburn [FSN] L, 30-54 Oct. 3 TOLEDO L, 30-37 Oct. 10 at Temple L, 19-24 Oct. 17 BOWLING GREEN L, 17-31 Oct. 24 at Eastern Michigan W, 29-27 Oct. 31 OHIO L, 17-20 Nov. 12 at Northern Illinois [ESPN] L, 20-26 Nov. 18 CENTRAL MICHIGAN [ESPN2] L, 3-35 Nov. 24 at Western Michigan [ESPN2] 7 p.m.</p>	<p>TENNESSEE (6-5, 3-4 SEC)</p> <p>Sept. 5 W. KENTUCKY [SEC NET] W, 63-7 Sept. 12 UCLA [ESPN] L, 15-19 Sept. 19 at #1/1 Florida [CBS] L, 13-23 Sept. 26 OHIO W, 34-23 Oct. 3 AUBURN [ESPN] L, 22-26 Oct. 10 GEORGIA [SEC Net] W, 45-19 Oct. 24 at #1/2/2 Alabama [CBS] L, 10-12 Oct. 31 #21/21/21 S. CAROLINA [ESPN] W, 31-13 Nov. 7 MEMPHIS [ESPN] W, 56-28 Nov. 14 at Ole Miss [CBS] L, 17-42 Nov. 21 VANDERBILT [ESPN] W, 31-16 Nov. 28 at Kentucky [ESPN] 7 p.m.</p> <p>ARKANSAS (7-4, 3-4 SEC)</p> <p>Sept. 5 MISSOURI STATE W, 48-10 Sept. 19 #23/20 GEORGIA [ESPN] L, 41-52 Sept. 26 at #3/3 Alabama [CBS] L, 7-35 Oct. 3 at Texas A&M [ESPN2] W, 47-19 Oct. 10 #17/19/19 AUBURN [ESPN] W, 44-23 Oct. 17 at #1/1/1 Florida [CBS] L, 24-31 Oct. 24 at #NR/25/NR Ole Miss [SEC Net] L, 17-30 Oct. 31 EASTERN MICHIGAN [ESPN] W, 63-27 Nov. 7 SOUTH CAROLINA [SEC Net] W, 33-16 Nov. 14 TROY [CSS] W, 56-20 Nov. 21 MISSISSIPPI STATE [SEC Net] W, 42-21 Nov. 28 at LSU [ESPN] 6 p.m.</p> <p>KENTUCKY (7-4, 3-4 SEC)</p> <p>Sept. 5 at Miami (Ohio) [ESPN] W, 42-0 Sept. 19 LOUISVILLE [ESPN] W, 31-27 Sept. 26 #1/1 FLORIDA [ESPN2] L, 7-41 Oct. 3 ALABAMA [SEC Net] L, 20-38 Oct. 10 at #25/NR/NR South Carolina [FSN] L, 26-28 Oct. 17 at #NR/NR/24 Auburn [ESPN] W, 21-14 Oct. 24 LA.-MONROE [FSS] W, 36-13 Oct. 31 MISSISSIPPI STATE [FSS] L, 24-31 Nov. 7 EASTERN KENTUCKY W, 37-12 Nov. 14 at Vanderbilt [SEC Net] W, 24-13 Nov. 21 at Georgia [ESPN] W, 34-27 Nov. 28 TENNESSEE [ESPN] 7 p.m.</p> <p>LSU (8-3, 4-3 SEC)</p> <p>Sept. 5 at Washington W, 31-23 Sept. 12 VANDERBILT [ESPN] W, 23-9 Sept. 19 UL-LAFAYETTE [ESPN] W, 31-3 Sept. 26 at Mississippi State [SEC Net] W, 30-26 Oct. 3 at Georgia [CBS] W, 20-13 Oct. 10 #1/1/1 FLORIDA [CBS] L, 3-13 Oct. 24 AUBURN [ESPN2] W, 31-10 Oct. 31 TULANE W, 42-0 Nov. 7 at #3/3/3 Alabama [CBS] L, 15-24 Nov. 14 LOUISIANA TECH [ESPN] W, 24-16 Nov. 21 at Ole Miss [CBS] L, 23-25 Nov. 28 ARKANSAS [ESPN] 6 p.m.</p>	<p>OLE MISS (8-3, 4-3 SEC)</p> <p>Sept. 6 at Memphis [ESPN] W, 45-14 Sept. 19 SE LOUISIANA [CSS] W, 52-6 Sept. 24 at South Carolina [ESPN] L, 10-16 Oct. 3 at Vanderbilt [ESPN] W, 23-7 Oct. 10 #3/3/3 ALABAMA [CBS] L, 3-22 Oct. 17 UAB [FSS] W, 48-13 Oct. 24 ARKANSAS [SEC Net] W, 30-17 Oct. 31 at Auburn [SEC Net] L, 20-33 Nov. 7 NORTHERN ARIZONA [CSS] W, 38-14 Nov. 14 TENNESSEE [CBS] W, 42-17 Nov. 21 LSU [CBS] W, 25-23 Nov. 28 at Mississippi State [SEC Net] 11:21 a.m.</p> <p>FURMAN (6-5, 5-3 SoCon)</p> <p>Sept. 5 PRESBYTERIAN W, 45-21 Sept. 12 at Chattanooga W, 38-20 Sept. 19 at #NR/25 Missouri L, 12-52 Sept. 26 at Western Carolina W, 33-14 Oct. 3 ELON L, 12-19 Oct. 17 SAMFORD W, 26-24 Oct. 24 at The Citadel L, 28-38 Oct. 31 APPALACHIAN STATE L, 27-52 Nov. 7 at Auburn L, 31-63 Nov. 14 at Georgia Southern W, 30-22 Nov. 21 WOFFORD W, 58-21</p> <p>GEORGIA (6-5, 4-4 SEC)</p> <p>Sept. 5 at #9/11 Oklahoma State [ABC] L, 10-24 Sept. 12 SOUTH CAROLINA [ESPN2] W, 41-37 Sept. 19 at Arkansas [ESPN] W, 52-41 Sept. 26 ARIZONA STATE [ESPN] W, 20-17 Oct. 3 LSU [CBS] L, 13-20 Oct. 10 at Tennessee [SEC Net] L, 19-45 Oct. 17 at Vanderbilt [SEC Net] W, 34-10 Oct. 31 vs. #1/1/1 Florida [CBS] L, 17-41 Nov. 7 TENNESSEE TECH W, 38-0 Nov. 14 #NR/25/NR AUBURN [ESPN2] W, 31-24 Nov. 21 KENTUCKY [ESPN2] L, 27-34 Nov. 28 at Georgia Tech [ABC] 8 p.m.</p> <p>ALABAMA (11-0, 7-0 SEC)</p> <p>Sept. 5 vs. #7/7 Virginia Tech [ABC] W, 34-24 Sept. 12 FLORIDA INTERNATIONAL W, 40-14 Sept. 19 NORTH TEXAS [SEC Net] W, 53-7 Sept. 26 ARKANSAS [CBS] W, 35-7 Oct. 3 at Kentucky [SEC Net] W, 38-20 Oct. 10 at #20/16/18 Ole Miss [CBS] W, 22-3 Oct. 17 #22/22/22 S. CAROLINA [ESPN] W, 20-6 Oct. 24 TENNESSEE [CBS] W, 12-10 Nov. 7 #9/9/9 LSU [CBS] W, 24-15 Nov. 14 at Mississippi State [ESPN] W, 31-3 Nov. 21 CHATTANOOGA [SEC Net] W, 45-0 Nov. 27 at Auburn [CBS] 1:30 p.m.</p>
---	--	--

<p style="text-align: center;">ASSOCIATED PRESS TOP 25 POLL</p> <table border="1" style="width: 100%; border-collapse: collapse;"> <thead> <tr> <th>Rk</th> <th>School (1st)</th> <th>Record</th> <th>Pts.</th> <th>Prv.</th> </tr> </thead> <tbody> <tr><td>1.</td><td>Florida (36)</td><td>11-0</td><td>1463</td><td>1</td></tr> <tr><td>2.</td><td>Alabama (13)</td><td>11-0</td><td>1428</td><td>2</td></tr> <tr><td>3.</td><td>Texas (11)</td><td>11-0</td><td>1425</td><td>3</td></tr> <tr><td>4.</td><td>TCU</td><td>11-0</td><td>1309</td><td>4</td></tr> <tr><td>5.</td><td>Cincinnati</td><td>10-0</td><td>1245</td><td>5</td></tr> <tr><td>6.</td><td>Boise State</td><td>11-0</td><td>1218</td><td>6</td></tr> <tr><td>7.</td><td>Georgia Tech</td><td>10-1</td><td>1138</td><td>7</td></tr> <tr><td>8.</td><td>Pittsburgh</td><td>9-1</td><td>1041</td><td>8</td></tr> <tr><td>9.</td><td>Ohio State</td><td>10-2</td><td>1016</td><td>9</td></tr> <tr><td>10.</td><td>Oregon</td><td>9-2</td><td>983</td><td>11</td></tr> <tr><td>11.</td><td>Oklahoma State</td><td>9-2</td><td>793</td><td>12</td></tr> <tr><td>12.</td><td>Penn State</td><td>10-2</td><td>773</td><td>13</td></tr> <tr><td>13.</td><td>Iowa</td><td>10-2</td><td>766</td><td>15</td></tr> <tr><td>14.</td><td>Virginia Tech</td><td>8-3</td><td>675</td><td>16</td></tr> <tr><td>15.</td><td>Clemson</td><td>8-3</td><td>609</td><td>18</td></tr> <tr><td>16.</td><td>Oregon State</td><td>8-3</td><td>541</td><td>20</td></tr> <tr><td>17.</td><td>LSU</td><td>8-3</td><td>409</td><td>10</td></tr> <tr><td>18.</td><td>BYU</td><td>9-2</td><td>399</td><td>19</td></tr> <tr><td>19.</td><td>Miami (Fla.)</td><td>8-3</td><td>347</td><td>21</td></tr> <tr><td>20.</td><td>Ole Miss</td><td>8-3</td><td>333</td><td>NR</td></tr> <tr><td>21.</td><td>California</td><td>8-3</td><td>263</td><td>NR</td></tr> <tr><td>22.</td><td>Utah</td><td>9-2</td><td>249</td><td>23</td></tr> <tr><td>23.</td><td>North Carolina</td><td>8-3</td><td>237</td><td>25</td></tr> <tr><td>24.</td><td>USC</td><td>7-3</td><td>225</td><td>22</td></tr> <tr><td>25.</td><td>Houston</td><td>9-2</td><td>199</td><td>24</td></tr> </tbody> </table> <p>OTHERS RECEIVING VOTES Stanford 169, Nebraska 126, Wisconsin 40, Temple 32, Navy 24, Texas Tech 11, West Virginia 3, Northwestern 3, Nevada 2, Kentucky 2, Auburn 2, Central Michigan 1, Arizona 1.</p>	Rk	School (1st)	Record	Pts.	Prv.	1.	Florida (36)	11-0	1463	1	2.	Alabama (13)	11-0	1428	2	3.	Texas (11)	11-0	1425	3	4.	TCU	11-0	1309	4	5.	Cincinnati	10-0	1245	5	6.	Boise State	11-0	1218	6	7.	Georgia Tech	10-1	1138	7	8.	Pittsburgh	9-1	1041	8	9.	Ohio State	10-2	1016	9	10.	Oregon	9-2	983	11	11.	Oklahoma State	9-2	793	12	12.	Penn State	10-2	773	13	13.	Iowa	10-2	766	15	14.	Virginia Tech	8-3	675	16	15.	Clemson	8-3	609	18	16.	Oregon State	8-3	541	20	17.	LSU	8-3	409	10	18.	BYU	9-2	399	19	19.	Miami (Fla.)	8-3	347	21	20.	Ole Miss	8-3	333	NR	21.	California	8-3	263	NR	22.	Utah	9-2	249	23	23.	North Carolina	8-3	237	25	24.	USC	7-3	225	22	25.	Houston	9-2	199	24	<p style="text-align: center;">USA TODAY COACHES TOP 25 POLL</p> <table border="1" style="width: 100%; border-collapse: collapse;"> <thead> <tr> <th>Rk</th> <th>School (1st)</th> <th>Record</th> <th>Pts.</th> <th>Prv.</th> </tr> </thead> <tbody> <tr><td>1.</td><td>Florida (47)</td><td>11-0</td><td>1459</td><td>1</td></tr> <tr><td>2.</td><td>Texas (4)</td><td>11-0</td><td>1398</td><td>2</td></tr> <tr><td>3.</td><td>Alabama (8)</td><td>11-0</td><td>1388</td><td>3</td></tr> <tr><td>4.</td><td>TCU</td><td>11-0</td><td>1279</td><td>4</td></tr> <tr><td>5.</td><td>Cincinnati</td><td>10-0</td><td>1224</td><td>5</td></tr> <tr><td>6.</td><td>Boise State</td><td>11-0</td><td>1181</td><td>6</td></tr> <tr><td>7.</td><td>Georgia Tech</td><td>10-1</td><td>1125</td><td>7</td></tr> <tr><td>8.</td><td>Ohio State</td><td>10-2</td><td>1031</td><td>8</td></tr> <tr><td>9.</td><td>Pittsburgh</td><td>9-1</td><td>1021</td><td>9</td></tr> <tr><td>10.</td><td>Oregon</td><td>9-2</td><td>941</td><td>11</td></tr> <tr><td>11.</td><td>Penn State</td><td>10-2</td><td>843</td><td>12</td></tr> <tr><td>12.</td><td>Oklahoma State</td><td>9-2</td><td>815</td><td>13</td></tr> <tr><td>13.</td><td>Iowa</td><td>10-2</td><td>714</td><td>15</td></tr> <tr><td>14.</td><td>Virginia Tech</td><td>8-3</td><td>656</td><td>16</td></tr> <tr><td>15.</td><td>BYU</td><td>9-2</td><td>510</td><td>18</td></tr> <tr><td>16.</td><td>Clemson</td><td>8-3</td><td>467</td><td>19</td></tr> <tr><td>17.</td><td>LSU</td><td>8-3</td><td>463</td><td>10</td></tr> <tr><td>18.</td><td>Oregon State</td><td>8-3</td><td>450</td><td>20</td></tr> <tr><td>19.</td><td>Utah</td><td>9-2</td><td>318</td><td>23</td></tr> <tr><td>20.</td><td>Houston</td><td>9-2</td><td>305</td><td>22</td></tr> <tr><td>21.</td><td>Miami (Fla.)</td><td>8-3</td><td>266</td><td>24</td></tr> <tr><td>22.</td><td>USC</td><td>7-3</td><td>261</td><td>21</td></tr> <tr><td>23.</td><td>Nebraska</td><td>8-3</td><td>191</td><td>25</td></tr> <tr><td>24.</td><td>North Carolina</td><td>8-3</td><td>167</td><td>25</td></tr> <tr><td>25.</td><td>Ole Miss</td><td>8-3</td><td>165</td><td>NR</td></tr> </tbody> </table> <p>OTHERS RECEIVING VOTES Cal 149, Wisconsin 123, Stanford 58, Navy 50, West Virginia 30, Central Michigan 27, Arkansas 17, Temple 17, Arizona 15, Northwestern 13, Nevada 12, Texas Tech 12, Auburn 9, Troy 2, Kentucky 1, Missouri 1, South Florida 1.</p>	Rk	School (1st)	Record	Pts.	Prv.	1.	Florida (47)	11-0	1459	1	2.	Texas (4)	11-0	1398	2	3.	Alabama (8)	11-0	1388	3	4.	TCU	11-0	1279	4	5.	Cincinnati	10-0	1224	5	6.	Boise State	11-0	1181	6	7.	Georgia Tech	10-1	1125	7	8.	Ohio State	10-2	1031	8	9.	Pittsburgh	9-1	1021	9	10.	Oregon	9-2	941	11	11.	Penn State	10-2	843	12	12.	Oklahoma State	9-2	815	13	13.	Iowa	10-2	714	15	14.	Virginia Tech	8-3	656	16	15.	BYU	9-2	510	18	16.	Clemson	8-3	467	19	17.	LSU	8-3	463	10	18.	Oregon State	8-3	450	20	19.	Utah	9-2	318	23	20.	Houston	9-2	305	22	21.	Miami (Fla.)	8-3	266	24	22.	USC	7-3	261	21	23.	Nebraska	8-3	191	25	24.	North Carolina	8-3	167	25	25.	Ole Miss	8-3	165	NR	<p style="text-align: center;">HARRIS INTERACTIVE POLL</p> <table border="1" style="width: 100%; border-collapse: collapse;"> <thead> <tr> <th>Rk</th> <th>School (1st)</th> <th>Record</th> <th>Pts.</th> <th>Prv.</th> </tr> </thead> <tbody> <tr><td>1.</td><td>Florida (78)</td><td>11-0</td><td>2793</td><td>1</td></tr> <tr><td>2.</td><td>Texas (18)</td><td>11-0</td><td>2711</td><td>2</td></tr> <tr><td>3.</td><td>Alabama (15)</td><td>11-0</td><td>2688</td><td>3</td></tr> <tr><td>4.</td><td>TCU (3)</td><td>11-0</td><td>2487</td><td>4</td></tr> <tr><td>5.</td><td>Cincinnati</td><td>10-0</td><td>2358</td><td>5</td></tr> <tr><td>6.</td><td>Boise State</td><td>11-0</td><td>2307</td><td>6</td></tr> <tr><td>7.</td><td>Georgia Tech</td><td>10-1</td><td>2178</td><td>7</td></tr> <tr><td>8.</td><td>Ohio State</td><td>10-2</td><td>1989</td><td>8</td></tr> <tr><td>9.</td><td>Pittsburgh</td><td>9-1</td><td>1907</td><td>9</td></tr> <tr><td>10.</td><td>Oregon</td><td>9-2</td><td>1822</td><td>11</td></tr> <tr><td>11.</td><td>Penn State</td><td>10-2</td><td>1613</td><td>12</td></tr> <tr><td>12.</td><td>Oklahoma State</td><td>9-2</td><td>1561</td><td>13</td></tr> <tr><td>13.</td><td>Iowa</td><td>10-2</td><td>1423</td><td>14</td></tr> <tr><td>14.</td><td>Virginia Tech</td><td>8-3</td><td>1196</td><td>16</td></tr> <tr><td>15.</td><td>BYU</td><td>9-2</td><td>972</td><td>18</td></tr> <tr><td>16.</td><td>LSU</td><td>8-3</td><td>915</td><td>10</td></tr> <tr><td>17.</td><td>Clemson</td><td>8-3</td><td>891</td><td>19</td></tr> <tr><td>18.</td><td>Oregon State</td><td>8-3</td><td>789</td><td>22</td></tr> <tr><td>19.</td><td>Utah</td><td>9-2</td><td>770</td><td>21</td></tr> <tr><td>20.</td><td>Houston</td><td>9-2</td><td>631</td><td>23</td></tr> <tr><td>21.</td><td>Miami (Fla.)</td><td>8-3</td><td>606</td><td>24</td></tr> <tr><td>22.</td><td>USC</td><td>7-3</td><td>598</td><td>20</td></tr> <tr><td>23.</td><td>California</td><td>8-3</td><td>396</td><td>NR</td></tr> <tr><td>24.</td><td>Nebraska</td><td>8-3</td><td>314</td><td>25</td></tr> <tr><td>25.</td><td>Ole Miss</td><td>8-3</td><td>285</td><td>NR</td></tr> </tbody> </table> <p>OTHERS RECEIVING VOTES North Carolina 199, Wisconsin 193, Stanford 170, Navy 64, West Virginia 57, Temple 48, Central Michigan 30, Arizona 27, Northwestern 20, South Florida 18, Nevada 9, Texas Tech 7, Oklahoma 5, Tennessee 3.</p>	Rk	School (1st)	Record	Pts.	Prv.	1.	Florida (78)	11-0	2793	1	2.	Texas (18)	11-0	2711	2	3.	Alabama (15)	11-0	2688	3	4.	TCU (3)	11-0	2487	4	5.	Cincinnati	10-0	2358	5	6.	Boise State	11-0	2307	6	7.	Georgia Tech	10-1	2178	7	8.	Ohio State	10-2	1989	8	9.	Pittsburgh	9-1	1907	9	10.	Oregon	9-2	1822	11	11.	Penn State	10-2	1613	12	12.	Oklahoma State	9-2	1561	13	13.	Iowa	10-2	1423	14	14.	Virginia Tech	8-3	1196	16	15.	BYU	9-2	972	18	16.	LSU	8-3	915	10	17.	Clemson	8-3	891	19	18.	Oregon State	8-3	789	22	19.	Utah	9-2	770	21	20.	Houston	9-2	631	23	21.	Miami (Fla.)	8-3	606	24	22.	USC	7-3	598	20	23.	California	8-3	396	NR	24.	Nebraska	8-3	314	25	25.	Ole Miss	8-3	285	NR
Rk	School (1st)	Record	Pts.	Prv.																																																																																																																																																																																																																																																																																																																																																																																																				
1.	Florida (36)	11-0	1463	1																																																																																																																																																																																																																																																																																																																																																																																																				
2.	Alabama (13)	11-0	1428	2																																																																																																																																																																																																																																																																																																																																																																																																				
3.	Texas (11)	11-0	1425	3																																																																																																																																																																																																																																																																																																																																																																																																				
4.	TCU	11-0	1309	4																																																																																																																																																																																																																																																																																																																																																																																																				
5.	Cincinnati	10-0	1245	5																																																																																																																																																																																																																																																																																																																																																																																																				
6.	Boise State	11-0	1218	6																																																																																																																																																																																																																																																																																																																																																																																																				
7.	Georgia Tech	10-1	1138	7																																																																																																																																																																																																																																																																																																																																																																																																				
8.	Pittsburgh	9-1	1041	8																																																																																																																																																																																																																																																																																																																																																																																																				
9.	Ohio State	10-2	1016	9																																																																																																																																																																																																																																																																																																																																																																																																				
10.	Oregon	9-2	983	11																																																																																																																																																																																																																																																																																																																																																																																																				
11.	Oklahoma State	9-2	793	12																																																																																																																																																																																																																																																																																																																																																																																																				
12.	Penn State	10-2	773	13																																																																																																																																																																																																																																																																																																																																																																																																				
13.	Iowa	10-2	766	15																																																																																																																																																																																																																																																																																																																																																																																																				
14.	Virginia Tech	8-3	675	16																																																																																																																																																																																																																																																																																																																																																																																																				
15.	Clemson	8-3	609	18																																																																																																																																																																																																																																																																																																																																																																																																				
16.	Oregon State	8-3	541	20																																																																																																																																																																																																																																																																																																																																																																																																				
17.	LSU	8-3	409	10																																																																																																																																																																																																																																																																																																																																																																																																				
18.	BYU	9-2	399	19																																																																																																																																																																																																																																																																																																																																																																																																				
19.	Miami (Fla.)	8-3	347	21																																																																																																																																																																																																																																																																																																																																																																																																				
20.	Ole Miss	8-3	333	NR																																																																																																																																																																																																																																																																																																																																																																																																				
21.	California	8-3	263	NR																																																																																																																																																																																																																																																																																																																																																																																																				
22.	Utah	9-2	249	23																																																																																																																																																																																																																																																																																																																																																																																																				
23.	North Carolina	8-3	237	25																																																																																																																																																																																																																																																																																																																																																																																																				
24.	USC	7-3	225	22																																																																																																																																																																																																																																																																																																																																																																																																				
25.	Houston	9-2	199	24																																																																																																																																																																																																																																																																																																																																																																																																				
Rk	School (1st)	Record	Pts.	Prv.																																																																																																																																																																																																																																																																																																																																																																																																				
1.	Florida (47)	11-0	1459	1																																																																																																																																																																																																																																																																																																																																																																																																				
2.	Texas (4)	11-0	1398	2																																																																																																																																																																																																																																																																																																																																																																																																				
3.	Alabama (8)	11-0	1388	3																																																																																																																																																																																																																																																																																																																																																																																																				
4.	TCU	11-0	1279	4																																																																																																																																																																																																																																																																																																																																																																																																				
5.	Cincinnati	10-0	1224	5																																																																																																																																																																																																																																																																																																																																																																																																				
6.	Boise State	11-0	1181	6																																																																																																																																																																																																																																																																																																																																																																																																				
7.	Georgia Tech	10-1	1125	7																																																																																																																																																																																																																																																																																																																																																																																																				
8.	Ohio State	10-2	1031	8																																																																																																																																																																																																																																																																																																																																																																																																				
9.	Pittsburgh	9-1	1021	9																																																																																																																																																																																																																																																																																																																																																																																																				
10.	Oregon	9-2	941	11																																																																																																																																																																																																																																																																																																																																																																																																				
11.	Penn State	10-2	843	12																																																																																																																																																																																																																																																																																																																																																																																																				
12.	Oklahoma State	9-2	815	13																																																																																																																																																																																																																																																																																																																																																																																																				
13.	Iowa	10-2	714	15																																																																																																																																																																																																																																																																																																																																																																																																				
14.	Virginia Tech	8-3	656	16																																																																																																																																																																																																																																																																																																																																																																																																				
15.	BYU	9-2	510	18																																																																																																																																																																																																																																																																																																																																																																																																				
16.	Clemson	8-3	467	19																																																																																																																																																																																																																																																																																																																																																																																																				
17.	LSU	8-3	463	10																																																																																																																																																																																																																																																																																																																																																																																																				
18.	Oregon State	8-3	450	20																																																																																																																																																																																																																																																																																																																																																																																																				
19.	Utah	9-2	318	23																																																																																																																																																																																																																																																																																																																																																																																																				
20.	Houston	9-2	305	22																																																																																																																																																																																																																																																																																																																																																																																																				
21.	Miami (Fla.)	8-3	266	24																																																																																																																																																																																																																																																																																																																																																																																																				
22.	USC	7-3	261	21																																																																																																																																																																																																																																																																																																																																																																																																				
23.	Nebraska	8-3	191	25																																																																																																																																																																																																																																																																																																																																																																																																				
24.	North Carolina	8-3	167	25																																																																																																																																																																																																																																																																																																																																																																																																				
25.	Ole Miss	8-3	165	NR																																																																																																																																																																																																																																																																																																																																																																																																				
Rk	School (1st)	Record	Pts.	Prv.																																																																																																																																																																																																																																																																																																																																																																																																				
1.	Florida (78)	11-0	2793	1																																																																																																																																																																																																																																																																																																																																																																																																				
2.	Texas (18)	11-0	2711	2																																																																																																																																																																																																																																																																																																																																																																																																				
3.	Alabama (15)	11-0	2688	3																																																																																																																																																																																																																																																																																																																																																																																																				
4.	TCU (3)	11-0	2487	4																																																																																																																																																																																																																																																																																																																																																																																																				
5.	Cincinnati	10-0	2358	5																																																																																																																																																																																																																																																																																																																																																																																																				
6.	Boise State	11-0	2307	6																																																																																																																																																																																																																																																																																																																																																																																																				
7.	Georgia Tech	10-1	2178	7																																																																																																																																																																																																																																																																																																																																																																																																				
8.	Ohio State	10-2	1989	8																																																																																																																																																																																																																																																																																																																																																																																																				
9.	Pittsburgh	9-1	1907	9																																																																																																																																																																																																																																																																																																																																																																																																				
10.	Oregon	9-2	1822	11																																																																																																																																																																																																																																																																																																																																																																																																				
11.	Penn State	10-2	1613	12																																																																																																																																																																																																																																																																																																																																																																																																				
12.	Oklahoma State	9-2	1561	13																																																																																																																																																																																																																																																																																																																																																																																																				
13.	Iowa	10-2	1423	14																																																																																																																																																																																																																																																																																																																																																																																																				
14.	Virginia Tech	8-3	1196	16																																																																																																																																																																																																																																																																																																																																																																																																				
15.	BYU	9-2	972	18																																																																																																																																																																																																																																																																																																																																																																																																				
16.	LSU	8-3	915	10																																																																																																																																																																																																																																																																																																																																																																																																				
17.	Clemson	8-3	891	19																																																																																																																																																																																																																																																																																																																																																																																																				
18.	Oregon State	8-3	789	22																																																																																																																																																																																																																																																																																																																																																																																																				
19.	Utah	9-2	770	21																																																																																																																																																																																																																																																																																																																																																																																																				
20.	Houston	9-2	631	23																																																																																																																																																																																																																																																																																																																																																																																																				
21.	Miami (Fla.)	8-3	606	24																																																																																																																																																																																																																																																																																																																																																																																																				
22.	USC	7-3	598	20																																																																																																																																																																																																																																																																																																																																																																																																				
23.	California	8-3	396	NR																																																																																																																																																																																																																																																																																																																																																																																																				
24.	Nebraska	8-3	314	25																																																																																																																																																																																																																																																																																																																																																																																																				
25.	Ole Miss	8-3	285	NR																																																																																																																																																																																																																																																																																																																																																																																																				

2009 Auburn Depth Chart

Pronunciation Guide		
2	Aairon Savage AIR-un	DB
15	Neiko Thorpe NEE-ko	DB
17	Tyrik Rollison TY-rick RAHL-ih-son	QB
19	Neil Caudle CAW-dull	QB
23	Onterio McCalebb Mik-KAY-lub	RB
25	D'Antoine Hood duh-AN-twon	DB
42	Philip Pierre-Louis pee-AIRLOO-iss	WR
43	Philip Lutzenkirchen LUTZ-en-kirk-en	TE
49	Michael Goggans GAH-guns	DE
50	Ryan Pugh PYEW	OL
57	Byron Isom buh-RONEYE-some	DL
73	Lee Ziemba ZIM-bah	OL
81	Terrell Zachery ter-ELL	WR
82	Jay Wisner WIZ-ner	WR
85	Quindarius Carr quin-DARE-ee-us	WR
86	John Cubelic CUBE-eh-lick	WR
93	Mike Blanc BLAHNK	DL
94	Nosa Egaue NO-suh EE-gway	DL

Offense

QB	12 Chris Todd (6-4, 210, Sr.) 19 Neil Caudle (6-3, 200, Jr.) 17 Tyrik Rollison (6-0, 194, Fr.)
TB	44 Ben Tate (5-11, 218, Sr.) 23 Onterio McCalebb (5-10, 164, Fr.) 32 Eric Smith (5-10, 237, So.)
FB	27 Mario Fannin (5-11, 225, Jr.) 30 John Douglas (6-2, 241, So.)
TE	5 Tommy Trott (6-5, 243, Sr.) 43 Philip Lutzenkirchen (6-4, 262, Fr.) 82 Jay Wisner (6-2, 194, Jr.)
WR	81 Terrell Zachery (6-1, 203, Jr.) 18 Kodi Burns (6-2, 208, Jr.) 80 Emory Blake (6-1, 192, Fr.)
WR	89 Darvin Adams (6-3, 185, So.) 13 Tim Hawthorne (6-3, 212, Jr.) --OR-- 3 DeAngelo Benton (6-2, 192, Fr.)
LT	73 Lee Ziemba (6-8, 308, Jr.) 79 Jared Cooper (6-4, 295, So.)
LG	66 Mike Berry (6-3, 311, Jr.) 71 John Sullen (6-6, 326, Fr.)
C	50 Ryan Pugh (6-4, 289, Jr.) 53 Bart Eddins (6-4, 297, Jr.)
RG	57 Byron Isom (6-3, 291, Jr.) 76 Jorell Bostrom (6-3, 353, Jr.)
RT	75 Andrew McCain (6-6, 299, Sr.) 55 Vance Smith (6-2, 281, So.)
PK	18 Wes Byrum (6-2, 209, Jr.) 37 Morgan Hull (6-3, 199, Jr.)
P	97 Clinton Durst (6-1, 191, Sr.) 21 Ryan Shoemaker (6-0, 184, Jr.)
DS	61 Josh Harris (6-1, 220, So.) 48 Bailey Woods (6-5, 237, So.)
H	96 Clayton Crofoot (6-6, 191, Sr.) 19 Neil Caudle (6-3, 200, Jr.)

Defense

LE	52 Antonio Coleman (6-3, 261, Sr.) 95 Dee Ford (6-4, 214, Fr.) --OR-- 83 Gabe McKenzie (6-5, 252, Sr.)
LT	93 Mike Blanc (6-4, 288, Jr.) 90 Nick Fairley (6-5, 293, So.)
RT	91 Jake Ricks (6-4, 292, Sr.) 97 Derrick Lykes (6-2, 284, RFr.)
RE	45 Antoine Carter (6-4, 263, Jr.) 49 Michael Goggans (6-3, 264, Jr.)
LLB	46 Craig Stevens (6-3, 223, Jr.) 35 Jonathan Evans (5-11, 207, Fr.)
MLB	17 Josh Bynes (6-2, 239, Jr.) 31 Adam Herring (6-1, 216, So.)
RLB	21 Eltoro Freeman (5-11, 219, So.) 31 Adam Herring (6-1, 216, So.) 36 Wade Christopher (6-1, 215, So.)
LC	6 Walter McFadden (6-0, 175, Sr.) 14 Demond Washington (5-9, 185, Jr.)
S	25 Daren Bates (5-11, 195, Fr.) 22 T'Sharvan Bell (6-0, 176, RFr.)
S	14 Demond Washington (5-9, 185, Jr.) 11 Mike Slade (6-3, 192, So.)
RC	15 Neiko Thorpe (6-2, 176, So.) 24 D'Antoine Hood (5-10, 187, So.)

Special Teams

PR	8 Anthony Gulley (5-9, 176, Fr.) --OR-- 27 Mario Fannin (5-11, 225, Jr.)
KOR	81 Terrell Zachery (6-1, 203, Jr.) & 23 Onterio McCalebb (5-10, 164, Fr.) 15 Neiko Thorpe (6-2, 176, So.) & 27 Mario Fannin (5-11, 225, So.)

Auburn Media Services

All Times Central

PRACTICE

All practices are CLOSED to members of the media.

PLAYER INTERVIEWS

Player interviews should be arranged through the Auburn Media Relations Office. The following are the opportunities for player interviews, including phone interviews: Sunday post-practice, Tuesday from 12-1 p.m. following Coach Gene Chizik's press conference, and Tuesday post-practice. Player requests for Tuesday's press conference should be given to Brad Gust at least 24 hours in advance.

PLAYERS ARE OFF-LIMITS WEDNESDAY-FRIDAY.

ASSISTANT COACH INTERVIEWS

Auburn assistant coaches will be available to the media post-practice according to the following schedule: Sunday - Defensive coordinator Ted Roof; Tuesday - Offensive coordinator Gus Malzahn; Wednesday - All other assistants.

MEDIA WEB SITE - COLLEGEPRESSBOX.COM

Media can access notes, quotes, stats, media information and much more from Auburn and its opponents on the SEC section of CollegePressBox.com. To access the site, visit www.collegepressbox.com (username: secmedia; password: birmingham). This information should not be published to the general public.

SUNDAY

AUBURN FOOTBALL REVIEW

The Auburn Football Review with coach Gene Chizik is uplinked each Sunday morning. The 30-minute show is useful for highlights and sound bites. For more information, contact the Auburn ISP Sports Network (334) 826-2929.

GENE CHIZIK TELECONFERENCE

Coach Chizik will typically be available to Auburn and opponents' beat writers, as well as other selected members of the media, each Sunday afternoon at 4:30 p.m. in the Media Relations office and on a teleconference for media only **starting Sept. 6**. For more information, contact Kirk Sampson at (334) 844-9800.

Time: 4:30 p.m. (Sundays)

Phone: 1 212-812-4494 and enter 2884 4377*

*NOTE: This phone number should be kept confidential and limited to working news media.

TUESDAY

GENE CHIZIK PRESS CONFERENCE

Each Tuesday at **11:30 a.m.** in the auditorium of the Auburn Athletic Complex, Auburn will hold its weekly football press conference with head coach Gene Chizik. The press conference can also be accessed by the media in a listen only mode by dialing 1-212-812-4494, enter 2884 4377. Following Coach Chizik's press

conference, selected players will be available in the Rane Room from 12-1 p.m. Players who were not present at the press conference will also be available post-practice on Tuesdays.

AUBURN GAME WEEK FEED

The Auburn Media Relations office provides a weekly satellite feed for the 2009 football season. These feeds include interviews, game footage and other feature material. The feed is each Tuesday prior to a game. To secure coordinates and times for the feeds contact Steve Sain at (334) 844-9809.

WEDNESDAY

SEC TELECONFERENCE

Each of the SEC coaches are featured on a teleconference each Wednesday at 10 a.m. **Coach Chizik begins at 11:40 a.m.** Contact the SEC office for teleconference phone numbers.

THURSDAY

TIGER TALK

Coach Chizik's comments may be heard on the Auburn ISP Sports Network beginning at 7 p.m. each Thursday night. The one-hour weekly radio show offers Auburn fans the opportunity to call with questions regarding the Auburn football team. Tiger Talk can also be heard on Auburn's internet site, www.auburntigers.com. For more information contact the Auburn ISP Sports Network, (334) 826-2929.

SATURDAY

AUBURN GAMEDAY FEED

Auburn offers a satellite feed following home football games which are not televised.

AUBURN MEDIA RELATIONS

AU FOOTBALL on the WWW

www.auburntigers.com

HOW TO CONTACT (AC 334)

Media Relations (Complex)	844-9800
Media Relation FAX (Complex)	844-9807
Kirk Sampson home	887-0839
cell	750-1385
e-mail:	sampska@auburn.edu
Brad Gust home	501-2239
cell:	750-1030
e-mail:	gustbra@auburn.edu
Bob Grant home/cell	740-0934
e-mail:	grantrs@auburn.edu
Todd Van Emst (photographer) home/cell	740-1380
e-mail:	vanemtj@auburn.edu
Steve Sain home	502-9604
Satellite Uplink	844-5707

2009 Auburn Football Game Recaps

GAME 1	LOUISIANA TECH	13
	AUBURN	37
	September 5, 2009 Jordan-Hare Stadium (81,143) • Auburn, Ala.	

Carrying a three-point lead into the locker room at halftime, the Auburn offense erupted for 24 second-half points en route to a 37-13 season-opening win over Louisiana Tech under the lights at Jordan-Hare Stadium. The win was also the first for Gene Chizik as Auburn's head coach.

The Tigers put up a balanced 556 yards of total offense in the victory with 301 rushing yards and 255 passing yards. Starting quarterback Chris Todd hit his target on 17-of-26 attempts for two touchdowns and no interceptions.

The highlight of the night for Todd came early in the second half following an interception by freshman Daren Bates. Auburn took over possession at its own 2-yard-line and on third down, Todd found Terrell Zachery down the right sideline for a 93-yard touchdown pass. The play is the longest from scrimmage in Auburn history.

Junior kicker Wes Byrum got the scoring started for Auburn in the first quarter, hitting a 25-yard field goal on the Tigers' first possession.

Louisiana Tech took its only lead of the game at the 5:00 mark of the first quarter as Dennis Morris caught a 19-yard pass from Ross Jenkins. Auburn retaliated on its next possession as Kodi Burns scored the team's first touchdown of the season on a 1-yard run.

With 23 seconds remaining in the first half, Louisiana Tech looked poised to take a 10-10 tie into the locker room following a 20-yard field goal by Matt Nelson, but Auburn marched back down the field, gaining 29 yards on three plays, to set up the 49-yard field goal by Byrum with no time left on the clock for the 13-10 lead.

The Tigers' momentum continued to roll as the third quarter started, beginning with the record-setting touchdown from Todd to Zachery at the 10:59 mark. Byrum connected on his final field goal of the game at the 4:28 mark of the period to give Auburn a 23-10 lead. Tech would follow up on its next possession with a field goal of its own by Nelson, cutting the lead to 23-13.

The Auburn defense kept the Bulldogs scoreless in the fourth quarter, capping off a half in which it gave up only 102 yards of total offense.

With 12:45 left in the game, Todd connected with sophomore Darvin Adams for his first career touchdown on a 17-yard pass. True freshman Onterio McCalebb followed with 5:27 remaining in the game with his first career touchdown as well, scoring on a 3-yard run.

McCalebb finished the game with a game-high 148 yards of rushing, becoming the first Auburn true freshman to run for more than 100 yards in a season opener since Bo Jackson accomplished the feat with 123 yards against Wake Forest in 1982.

McCalebb was not the only 100-yard rusher on the team as senior Ben Tate racked up 118 of his own, marking the first time since 2007 against New Mexico State for Auburn to have two 100-yard rushers. Tate also hit another milestone in the game as he became the 13th Auburn player ever to amass 2,000 career rushing yards. He finished the game with a total of 2,076, ranking him 12th all-time at Auburn.

Zachery led the Auburn receiving corps with 98 yards, followed by Mario Fannin with 82 and Adams with 65.

On the defensive end, Zac Etheridge, Craig Stevens and Josh Byner finished with eight tackles each to lead the Tigers. Senior Antonio Coleman finished with seven tackles and a sack, giving him 15.5 on his career and a tie for 10th all-time at Auburn in the category.

With the win, Auburn holds an 11-0-1 record all-time against Louisiana Tech and is 90-25-2 in season-opening games.

GAME 2	MISSISSIPPI STATE	24
	AUBURN	49
	September 12, 2009 Jordan-Hare Stadium (85,269) • Auburn, Ala.	

Kodi Burns accounted for four of Auburn's touchdowns, throwing one and running in three, and Onterio McCalebb and Ben Tate each topped the 100-yard rushing mark for the second straight game as Auburn pulled away from Mississippi State with 28 unanswered points to win 49-24 on Saturday night.

Tate carried it 20 times for a career-high 157 yards and a touchdown while McCalebb rushed for 114 yards on 16 carries with a touchdown, becoming the first pair of Auburn running backs to top the 100-yard rushing mark in back-to-back games.

Burns had nine rushes for 32 yards, scoring on three 1-yard runs, and also was 1-for-1 passing for 13 yards and a touchdown.

Ahead 28-17 at the half, Auburn scored twice in the third quarter as Burns threw his fifth career touchdown pass, a strike to Philip Lutzenkirchen to go up 35-17, and then Tate ran it in from 35 yards out for his first touchdown of the season to put Auburn up 42-17.

Mississippi State had scored 17 consecutive points to take a 17-14 lead with 4:44 left in the second quarter before Auburn answered with two late second-quarter touchdowns. A 1-yard run by Anthony Dixon and a Sean Brauchle 29-yard field goal brought Mississippi State to within four, 14-10, before Robert Elliott returned a blocked Clinton Durst punt for the 17-10 lead.

McCalebb's touchdown, a 48-yard run around the left end, regained the lead for Auburn, 21-17, before Burns scored from 1 yard out with 16 seconds left in the half.

Auburn went up 7-0 on its first possession of the game as Burns capped an eight-play, 73-yard scoring drive with a one-yard rush up the middle for his first touchdown of the game.

An Antonio Coleman 20-yard interception return of a Chris Relf pass put Auburn ahead, 14-0, with 2:21 remaining in the first quarter. The interception was the first of Coleman's career and the touchdown was the second of his career, following a fumble return in the 2007 season-opener against Kansas State.

Burns closed out Auburn's scoring with his third touchdown run of the game with 5:56 remaining as Auburn moved to 2-0 on the season.

Chris Todd was 10-of-23 for 186 yards. Most of those passes went to Darvin Adams as he finished the night with five catches for 116 yards. Along with Tate and McCalebb, Adams combined to mark the first time ever for Auburn to have two 100-yard rushers and a 100-yard receiver in the same game.

McCalebb became the first player in Auburn history to top 100-yards rushing in his first two career games.

Auburn's 49 points were the most it has scored in a SEC game since scoring 49 at Kentucky in 2005. With 589 yards of total offense, it also marked the first time that Auburn had 500 or more yards of total offense in back-to-back games since 1970, when the Tigers had 566 yards against Florida and 664 against Mississippi State.

Defensively for Auburn, Zac Etheridge and Josh Byner led the way with eight tackles each. Neiko Thorpe and Craig Stevens chipped in seven tackles with two of Stevens' coming for loss. Making his first career appearance as a Tiger, sophomore Eltoro Freeman followed with six tackles.

With the win, Auburn is 43-28-5 in SEC openers.

SCORING SUMMARY			
Louisiana Tech	7	3	3 0 — 13
Auburn	10	3	10 14 — 37

AU - Byrum 25 yd field goal, 9:24, 1st		
LT - Morris 19 yd pass from Jenkins (Nelson kick), 5:00, 1st		
AU - Burns 1 yd run (Byrum kick), 1:33, 1st		
LT - Nelson 20 yd field goal, 0:23, 2nd		
AU - Byrum 49 yd field goal, 0:00, 2nd		
AU - Zachary 93 yd pass from Todd (Byrum kick), 10:59, 3rd		
AU - Byrum 47 yd field goal, 4:28, 3rd		
LT - Nelson 46 yd field goal, 0:52, 3rd		
AU - D. Adams 17 yd pass from Todd (Byrum kick), 12:45, 4th		
AU - McCalebb 3 yd run (Byrum kick), 5:27, 4th		

TEAM STATISTICS	LT	AU
First Downs	19	27
Rushes-Yards	37-96	52-301
Passing Yards	149	255
Comp-Att-Int	18-33-1	17-27-0
Total Plays-Yards	70-245	79-556
Punts-Avg.	6-38.3	2-41.0
Fumbles/Lost	3/1	3/2
Penalties-Yards	3-30	8-87
3rd Down Conv.	5-of-14	8-of-13
Time of Possession	31:23	28:37

INDIVIDUAL STATISTICS	
RUSHING: (LT) - Porter 17-56; Jenkins 10-36; Morrow 1-6; Duplessis 5-6; Compton 1-2; Livas 1-1; Fitte 1-minus 2; TEAM 1-minus 9. (AU) - McCalebb 22-148 (TD); Tate 20-117; Burns 8-23 (TD); Zachery 1-10; Todd 1-3.	
PASSING: (LT) - Jenkins 18-33-1-149. (AU) - Todd 17-26-0-255; Burns 0-1-0-0.	
RECEIVING: (LT) - Livas 5-43; Tuminello 3-26; Morris 2-30 (TD); Fite 2-17; Porter 2-13; Mitchell 1-8; Stuart 1-7; Linwood 1-5; Morrow 1-0. (AU) - Fannin 8-82; D. Adams 4-65 (TD); Zachery 3-98 (TD); Tate 2-10.	

SCORING SUMMARY			
Mississippi State	0	17	0 7 — 24
Auburn	14	14	14 7 — 49

AU - Burns 1 yd run (Byrum kick), 8:13, 1st		
AU - Coleman 20 yd interception return (Byrum kick), 2:21, 1st		
MS - Dixon 1 yd run (Brauchle kick), 12:05, 2nd		
MS - Brauchle 29 yd field goal, 7:20, 2nd		
MS - Elliott 10 yd blocked punt return (Brauchle kick), 4:44, 2nd		
AU - McCalebb 48 yd run (Byrum kick), 3:08, 2nd		
AU - Burns 1 yd run (Byrum kick), 0:16, 2nd		
AU - Lutzenkirchen 13 yd pass from Burns (Byrum kick), 3:52, 3rd		
AU - Tate 35 yd run (Byrum kick), 1:19, 3rd		
MS - Ducre 1 yd pass from Lee (Brauchle kick), 11:15, 4th		
AU - Burns 1 yd run (Byrum kick), 5:56, 4th		

TEAM STATISTICS	MS	AU
First Downs	14	29
Rushes-Yards	38-167	59-390
Passing Yards	130	199
Comp-Att-Int	11-21-2	11-24-0
Total Plays-Yards	59-297	83-589
Punts-Avg.	6-45.2	5-28.8
Fumbles/Lost	0/0	2/0
Penalties-Yards	10-89	5-40
3rd Down Conv.	5-of-14	6-of-13
Time of Possession	28:57	31:03

INDIVIDUAL STATISTICS	
RUSHING: (MS) - Dixon 20-92 (TD); Relf 7-52; Ducre 4-14; Lee 3-9; Stallworth 1-3; Elliott 2-minus 1; TEAM 1-minus 2. (AU) - Tate 20-157 (TD); McCalebb 16-114 (TD); Fannin 9-75; Burns 9-32, 3 TD; Smith 3-8; Todd 1-6; Team 1-minus 2.	
PASSING: (MS) - Relf 5-11-2-77; Lee 6-10-0-53. (AU) - Todd 10-23-0-186; Burns 1-1-0-13.	
RECEIVING: (MS) - Berry 4-60; McRae 3-33; Wilder 1-25; Bumphis 1-8; Green 1-3; Ducre 1-1 (TD). (AU) - Adams 5-116; Zachery 2-41; Wisner 1-24; Lutzenkirchen 1-13 (TD); Fannin 1-3; Burns 1-2.	

2009 Auburn Football Game Recaps

GAME
3

WEST VIRGINIA
AUBURN

30
41

September 19, 2009

Jordan-Hare Stadium (87,451) • Auburn, Ala.

A year earlier in Morgantown, W.Va., it was Auburn that took a 17-10 lead into the locker room at halftime, only to have the West Virginia Mountaineers out-score the Tigers 24-0 in the second half for the come-from-behind win. Auburn returned the favor Saturday, out-scoring West Virginia 31-9 after spotting the Mountaineers a 21-10 lead to pick up the 41-30 victory and improve to 3-0.

With Auburn's running game, that had averaged more than 300 yards per game in the first two games of the season, limited to just 100 yards against the Mountaineers, the Tigers had to go in another direction to get points on the board. The direction ended up being senior quarterback Chris Todd as he threw for career highs of 284 yards and four touchdown passes. Todd was 16-of-31 on the night, including an 82-yard pass to Mario Fannin that tied the game in the third quarter.

West Virginia took the early lead in the game as Noel Devine ran in for two touchdowns in the first five minutes, including a 71-yard run to put WVU up 14-0. Auburn countered with a 46-yard Wes Byrum field goal to put the Tigers on the board. Senior defensive end Antonio Coleman recovered a fumble at the West Virginia 45-yard line on the Mountaineers next possession, helping to set up a 16-yard pass from Todd to Darvin Adams to cut the WVU lead to four at 14-10. The reception was the first of three Touchdown catches on the night for Adams, making him the first Auburn player to tally three touchdown passes in a game in more than 20 years.

The Mountaineers closed out the first quarter with its third touchdown of the period as quarterback Jarrett Brown found Jock Sanders in the end zone for a 6-yard touchdown pass.

Auburn cut away the West Virginia lead in the second quarter, beginning with a 42-yard Byrum field goal. The field goal was the result of a Neiko Thorpe interception. The Tigers marched back up the field in its next possession, capping it off with a 4-yard touchdown pass from Todd to Adams to cut the WVU lead to one at 21-20.

West Virginia scored its final touchdown of the night halfway through the third quarter as Devine took off for 12 yards to extend the Mountaineer lead to 27-20. Tyler Bitancourt missed the ensuing extra-point attempt, setting up the opportunity for Auburn to tie the game on its next possession.

Less than a minute after the West Virginia touchdown, Todd rolled out of the pocket and found Fannin open on the right side. Fannin cut through the Mountaineer defense to streak down the field 82 yards for the touchdown. Byrum's extra-point tied the game at 27-27.

West Virginia took its final lead late in the third quarter on a Bitancourt field goal, 30-27. Auburn shut the Mountaineers out in the fourth quarter, taking the lead on a 17-yard touchdown pass from Todd to Adams early in the period and sealing the victory with a 15-yard Craig Stevens interception return for a touchdown to give Auburn a 41-30 lead.

Fannin's 82-yard reception led the team in receiving yards, followed by Adams with three touchdowns and 80 yards on six receptions. Eric Smith followed with 67 yards on three receptions.

Ben Tate led the Auburn rushing attack with 81 yards on 19 attempts. Oterio McCaleb followed with 25 total yards.

Defensively for Auburn, Josh Bynes led the team with 12 tackles and an interception while Stevens tallied 11 tackles and an interception. Also picking off passes in the game were Walter McFadden, Thorpe and lineman Jake Ricks.

GAME
4

BALL STATE
AUBURN

30
54

September 26, 2009

Jordan-Hare Stadium (83,118) • Auburn, Ala.

Chris Todd tied an Auburn record with five touchdown passes as the Tigers tallied 560 yards of total offense in a 54-30 win over Ball State. The game marked the second in a row to have a delayed start as thunderstorms in the area forced the game to move from its 6 p.m. scheduled kickoff time to 6:30 p.m.

Ball State struck first against the Tigers, recovering a muffed punt on Auburn's 18-yard line. Four plays later, MiQuale Lewis took the ball around the right side to get Ball State in the end zone at the 12:26 mark in the opening period for its only lead of the game.

Following a Ball State fumble, the Tigers moved the ball to the BSU 6-yard-line, setting up a pass from Todd to Tommy Trott, giving the senior his first touchdown reception of the year with 2:53 remaining in the first quarter.

Heading into the second quarter with the game tied, 7-7, Auburn managed to put up a near record-setting performance while limiting the Cardinals to just a field goal. The Tigers tallied 26 points in the period with three touchdowns and a safety, giving Auburn its highest scoring quarter since racking up 28 against Tennessee-Chattanooga on Sept. 9, 1995.

Terrell Zachery accounted for two of the touchdowns, picking up a 46-yarder at the 13:47 mark and a 65-yarder with 8:22 left in the half. Oterio McCaleb also picked up a touchdown, running in for a yard at the 12:20 mark, immediately after a 62-yard rush put the Tigers in scoring position.

Byrum picked up his first and only field goal of the night with seven second left in the half, connecting on a 32-yard attempt.

The defense also got on the board at the 12:53 mark of the quarter as Josh Bynes tackled Ball State's Lewis in the end zone.

Ball State kicker Ian McGarvey gave the Cardinals their lone points of the quarter, connecting on a 33-yard field goal with 2:35 left in the first half to cut the lead to 30-10.

Auburn made good on its first possession of the second half, taking the opening kickoff and marching down the field to set up a 26-yard pass from Todd to Darvin Adams at the 11:39 mark of the third quarter.

Ball State answered on its next possession as quarterback Page kept the ball on a fake and ran 21 yards for the touchdown.

Auburn did not back down as Todd caught Mario Fannin with a pass in the flat that turned into a 36-yard touchdown reception.

The Cardinals put up 13 fourth-quarter points. Page found Fakes for a 1-yard touchdown pass while McGarvey connected on a pair of field goals.

Neil Caudle gave the Tigers their lone points of the quarter, breaking away for a 52-yard run for a touchdown.

Todd finished the night with 19 completions on 26 attempts for a career-high 287 yards and five touchdowns. Two of those touchdowns went to Zachery, who finished the night with 122 receiving yards on five catches. Adams followed with 73 on five receptions while Fannin was third on the team with 55 yards on three catches.

McCaleb led the Auburn rushing attack with 83 yards and a touchdown. Ben Tate finished second with 63 yards, but led the team in all-purpose yards with 139 after racking up 58 yards from kick returns.

Defensively for Auburn, the Tigers were led by Daren Bates' seven tackles. Josh Bynes, Neiko Thorpe, Craig Stevens and Harris Gaston each finished with six tackles on the night while Bates, Stevens, Dee Ford, Antonio Coleman and Mike Blanc combined for Auburn's five quarterback sacks.

With the win, Auburn improves to 3-0 all-time against Ball State and 7-0 all-time against teams from the Mid-American Conference.

SCORING SUMMARY

West Virginia	21	0	9	0	—	30
Auburn	10	10	7	14	—	41

WVU - Devine 1 yd run (Bitancourt kick), 12:52, 1st
 WVU - Devine 71 yd run (Bitancourt kick), 10:19, 1st
 AU - Byrum 46 yd field goal, 7:24, 1st
 AU - D. Adams 16 yd pass from Todd (Byrum kick), 5:16, 1st
 WVU - Sanders 6 yd pass from Brown (Bitancourt kick), 2:01, 1st
 AU - Byrum 42 yd field goal, 9:15, 2nd
 AU - D. Adams 4 yd pass from Todd, 1:34, 2nd
 WVU - Devine 12 yd run (Bitancourt kick failed), 8:51, 3rd
 AU - Fannin 82 yd pass from Todd (Byrum kick), 8:02, 3rd
 WVU - Bitancourt 28 yd field goal, 1:07, 3rd
 AU - D. Adams 17 yd pass from Todd (Byrum kick), 12:07, 4th
 AU - Stevens 15 yd interception return (Byrum kick), 3:41, 4th

TEAM STATISTICS

	WVU	AU
First Downs	23	20
Rushes-Yards	39-207	41-100
Passing Yards	302	300
Comp-Att-Int	24-41-5	17-33-1
Total Plays-Yards	80-509	74-400
Punts-Avg.	2-49.5	5-44.0
Fumbles/Lost	1/1	1/0
Penalties-Yards	4-45	5-37
3rd Down Conv.	10-of-15	9-of-18
Time of Possession	32:45	27:15

INDIVIDUAL STATISTICS

RUSHING: (WVU) - Devine 15-128 (3TD); Brown 19-66; Clarke 2-10; Sanders 2-5; Smith 1-minus 2. (AU) - Tate 19-75; McCaleb 8-20; Burns 7-10; Zachery 1-9; Fannin 1-0; Todd 5-minus 14.
PASSING: (WVU) - Brown 18-32-4-221; Smith 5-8-1-50; Starks 1-1-0-31. (AU) - Todd 16-31-1-284; Burns 1-2-0-16.
RECEIVING: (WVU) - Sanders 12-115 (TD); Arnett 4-61; Lyons 3-30; Starks 2-65; Devine 2-26; Austin 1-5. (AU) - D. Adams 6-80 (3TD); Smith 4-74; Trott 2-20; Fannin 1-82 (TD); Wisner 1-16; Zachery 1-15; Burns 1-8; Tate 1-5.

SCORING SUMMARY

Ball State	7	3	7	13	—	30
Auburn	7	26	14	7	—	54

BSU - Lewis 2 yd run (McGarvey kick), 12:26, 1st
 AU - Trott 6 yd pass from Todd (Byrum kick), 2:53, 1st
 AU - Zachery 46 yd pass from Todd (Byrum kick), 13:47, 2nd
 AU - Josh Bynes safety, 12:53, 2nd
 AU - McCaleb 1 yd run (Byrum kick), 12:20, 2nd
 AU - Zachery 65 yd pass from Todd (Byrum kick), 8:22, 2nd
 BSU - McGarvey 33 yd field goal, 2:35, 2nd
 AU - Byrum 32 yd field goal, 0:07, 2nd
 AU - D. Adams 26 yd pass from Todd (Byrum kick), 11:39, 3rd
 BSU - Page 21 yd run (McGarvey kick), 8:50, 3rd
 AU - Fannin 36 yd pass from Todd (Byrum kick), 7:09, 3rd
 BSU - Fakes 1 yd pass from Page (McGarvey kick), 12:39, 4th
 BSU - McGarvey 37 yd field goal, 10:14, 4th
 AU - Caudle 52 yd run (Byrum kick), 7:19, 4th
 BSU - McGarvey 33 yd field goal, 2:21, 4th

TEAM STATISTICS

	BSU	AU
First Downs	19	21
Rushes-Yards	44-146	34-254
Passing Yards	114	306
Comp-Att-Int	18-30-0	21-29-1
Total Plays-Yards	74-260	63-560
Punts-Avg.	4-41.2	2-43.5
Fumbles/Lost	2/2	2/1
Penalties-Yards	4-23	9-86
3rd Down Conv.	5-of-15	4-of-10
Time of Possession	35:56	24:04

INDIVIDUAL STATISTICS

RUSHING: (BSU) - Williams 11-59; Sykes 7-44; Lewis 15-44 (TD); Page 9-3 (TD); Justice 2-minus 4. (AU) - McCaleb 8-83 (TD); Tate 13-63; Caudle 1-52 (TD); Smith 7-47; Zachery 1-6; Todd 1-2; Burns 1-2; Hooper 2-minus 1.
PASSING: (BSU) - Page 16-28-0-101; Justice 2-2-0-13. (AU) - Todd 19-26-0-287; Caudle 2-3-1-19.
RECEIVING: (BSU) - Orsbon 7-35; Hill 3-20; Gibson 2-15; Fakes 2-14 (TD); Ifft 2-13; Lewis 1-19; Page 1-minus 2. (AU) - Zachery 5-122 (TD); Adams 5-73 (TD); Fannin 3-55 (TD); Tate 3-18; Stallworth 2-21; Lutzenkirchen 1-14; Trott 1-6 (TD); McCaleb 1-minus 3.

2009 Auburn Football Game Recaps

GAME 5	AUBURN	26
	TENNESSEE	22
	October 3, 2009 Neyland Stadium (102,941) • Knoxville, Tenn.	

Wes Byrum connected on a career-high four field goals while the Auburn offense racked up more than 400 yards of offense for the fifth time this season as the Tigers (5-0, 2-0 SEC) pulled out the 26-22 win over Tennessee (2-3, 0-2 SEC) at Neyland Stadium in Knoxville, Tenn.

The game was Auburn's first road game of the season and extended its winning streak to five games over the Volunteers, surpassing the previous record of four-straight victories from 1961-64. The Tigers also pulled out the win in front of a crowd 102,941, the third-largest crowd Auburn has ever competed in front of.

Auburn scored twice in the first quarter with Byrum connecting on a pair of field goals. His first was a 29-yarder at the 5:01 mark in the quarter while the second was a 43-yarder at the 3:36 mark.

Ben Tate scored Auburn's first touchdown of the game at the 8:07 mark of the second quarter, breaking away on an 11-yard run to extend the Tiger lead. Byrum's kick put Auburn ahead 13-0.

Tennessee got on the board with 28 seconds remaining in the first half as Montario Hardesty rushed in for a yard, cutting the Auburn lead to 13-6. Auburn's Nick Fairley blocked the extra-point attempt by Tennessee's Daniel Lincoln, giving the Tigers their first blocked kick of the season.

The Tigers struck first in the second half with Byrum picking up his third field goal of the night, connecting on a 19-yard attempt with 9:34 left in the third quarter.

Auburn extended the lead to 23-6 at the 13:41 mark of the fourth quarter as Chris Todd connected with Terrell Zachary on an 11-yard touchdown reception. Byrum made good on the extra-point attempt following the touchdown.

Tennessee struck back at the 11:36 mark with a 31-yard pass from Jonathan Crompton to Hardesty. Lincoln connected on the extra-point attempt to close to the gap to 23-13.

But, Auburn and Byrum put the win away with a 22-yard field goal with 39 seconds left to play. The Volunteers marched up the field on the ensuing possession, culminating with a 32-yard pass from Crompton to Denarius Moore with no time left on the clock, but it was all for naught as Auburn held on for the 26-22 win.

Onterio McCalebb led Auburn with 204 all-purpose yards, tallying 51 rushing yards while leading the team with 62 receiving yards and 91 kick-return yards. Tate

SCORING SUMMARY		
Auburn	6	7 3 10 — 26
Tennessee	0	6 0 16 — 22

TEAM STATISTICS		
	AU	UT
First Downs	24	19
Rushes-Yards	48-224	29-151
Passing Yards	235	259
Comp-Att-Int	20-35-0	20-44-0
Total Plays-Yards	83-459	73-410
Punts-Avg.	6-42.5	8-41.8
Fumbles/Lost	2/0	1/1
Penalties-Yards	3-35	4-30
3rd Down Conv.	6-of-17	4-of-17
Time of Possession	34:46	25:14

INDIVIDUAL STATISTICS		
RUSHING: (AU) - Tate 25-128 (TD); McCalebb 13-51; Fannin 1-32; Burns 5-16; Stallworth 1-10; Todd 3-minus 13. (UT) - Hardesty 21-90 (2TD); Richardson 1-41; Brown 3-14; Crompton 4-6.		
PASSING: (AU) - Todd 19-32-0-218; Burns 1-3-0-17. (UT) - Crompton 20-43-0-259; TEAM 0-1-0-0.		
RECEIVING: (AU) - Fannin 6-25; McCalebb 3-62; Smith 3-45; Adams 2-29; Zachery 2-28 (TD); Tate 2-17; Wisner 1-16; Trott 1-13. (UT) - Jones 7-75; Hancock 4-35; Hardesty 3-56; Moore 3-44 (TD); Stocker 2-46; Brown 1-3.		

finished the game with a team-high 128 rushing yards, marking the third time this year and eighth time in his career that he has rushed for more than 100 yards.

Todd completed 19-of-32 passes for 235 yards in the win, connecting on passes to eight different receivers. It marked Todd's fourth game this season with more than 200 passing yards.

Eric Smith finished with 45 receiving yards on three catches, trailing McCalebb's 62 yards on three receptions. Mario Fanin was the most popular target for the Tigers, catching six passes for 25 yards.

Defensively for Auburn, Craig Stevens led the team with 11 tackles, one of which came for loss, and a pass breakup. Josh Bynes was right behind him with nine tackles, two pass breakups and a fumble recovery, his second of the season. Daren Bates and Neiko Thorpe each recorded seven tackles in the win.

GAME 6	#17 AUBURN	23
	ARKANSAS	44
	October 10, 2009 Reynolds Stadium (72,559) • Fayetteville, Ark.	

Ben Tate rushed for a career-high 184 yards and two touchdowns for No. 17 Auburn, but Arkansas defeated the Tigers 44-23 to hand Auburn its first loss of the season before 72,599 in Reynolds Razorback Stadium Saturday.

The 184 yards marked a new career high for Tate, breaking his previous mark of 157 set against Mississippi State earlier in the season. It was his ninth career 100-yard rushing game and fourth of the season.

Arkansas' Ryan Mallett threw for 274 yards and two touchdowns and ran for another while Michael Smith rushed for 145 yards and a touchdown to lead the Razorbacks.

After Arkansas opened the game with a 20-0 lead, junior Wes Byrum put Auburn on the board in the second quarter, posting the Tigers' only points of the half on a 37-yard field goal.

Tate scored on a 1-yard touchdown run to make it 34-10 with 5:14 to go in the third quarter after Auburn drove 67 yards in eight plays in 2:42. The Tigers then made Arkansas go three and out to set up a career-long 60-yard Tate touchdown run on the first play from scrimmage to draw Auburn to within 34-16 with 3:52 left in the third. It was Auburn's second touchdown in only 1:22. The Tigers' pass failed for the two point conversion.

Auburn's Mike Blanc made a big tackle for loss on fourth down from the Auburn 35 to end another Razorback drive.

On Auburn's first play, Kodi Burns handed the ball to Terrell Zachery on a reverse that gained 60 yards to the Arkansas 6-yard line. It was Auburn's second straight 60 yard rush of the game and set up Onterio McCalebb's 3-yard touchdown run. Byrum's point-after cut the Razorback lead to 11 - the smallest margin of the second half.

Arkansas would go on to score 10 points in the fourth quarter, extending its lead to 44-23 for the team's first SEC win of the season.

With the 23 points scored in the game, Auburn has now scored 230 points on the season, surpassing the 208 points scored in all of the 2008 season.

For the game, Arkansas outgained Auburn 495-375 while the Tigers had had three fumbles and the Razorbacks one interception. Arkansas had 28 first downs to

SCORING SUMMARY		
Auburn	0	3 20 0 — 23
Arkansas	6	21 7 10 — 44

TEAM STATISTICS		
	AU	ARK
First Downs	15	28
Rushes-Yards	35-242	45-221
Passing Yards	133	274
Comp-Att-Int	15-29-0	24-37-1
Total Plays-Yards	64-375	82-495
Punts-Avg.	7-39.0	4-41.0
Fumbles/Lost	4/3	1/0
Penalties-Yards	8-56	5-45
3rd Down Conv.	4-of-14	5-of-13
Time of Possession	21:33	38:27

INDIVIDUAL STATISTICS		
RUSHING: (AU) - Tate 22-184 (2TD); Zachery 1-60; McCalebb 6-23 (TD); Burns 2-7; Todd 4-minus 32. (ARK) - Smith 18-145 (TD); Wingo 8-27; Davis 6-26; Mallett 5-11 (TD); Green 6-8 (TD); Stumon 2-4.		
PASSING: (AU) - Todd 15-28-0-133; Burns 0-1-0-0. (ARK) - Mallett 24-37-1-274.		
RECEIVING: (AU) - Adams 3-24; Trott 3-16; Tate 3-16; Zachery 2-25; Fannin 2-minus 1; Carr 1-32; Smith 1-21. (ARK) - Williams 6-57 (TD); Childs 5-85 (TD); Hamilton 3-42; Miller 3-32; Wright 3-31; Crawford 2-10; Smith 1-12; Fish 1-5.		

Auburn's 15. Chris Todd completed 15-of-28 passes for 133 yards for the Tigers.

Tate led Auburn with 184 rushing yards, followed by Zachery with 60 and McCalebb with 23. Mario Fanin led the team in return yardage, picking up 84 yards on four kickoff returns in the game.

Quindarius Carr led the Tiger receiving corps with 32 yards in his lone reception of the night. The catch set a new career long for Carr, surpassing his previous long reception of 28 yards. Zachery was second on the tea with 25 yards from two receptions while Darvin Adams was third with three receptions for 24 yards.

Defensively, Auburn was led by Craig Stevens with 12 tackles, followed by Neiko Thorpe with 11. Josh Bynes finished with eight tackles and a team-high two pass breakups in the game.

2009 Auburn Football Game Recaps

GAME 7	KENTUCKY	21
	AUBURN	14
October 17, 2009		
Jordan-Hare Stadium (86,217) • Auburn, Ala.		

Ben Tate had his fifth 100-yard rushing game of the season for Auburn but Kentucky scored 14 fourth-quarter points as Auburn lost to the Wildcats, 21-14, at Jordan-Hare Stadium.

Tate had 31 carries for 132 yards, his third straight game with more than 100 yards on the ground, but Kentucky's duo of Derrick Locke (19 carries, 126 yards) and Randall Cobb (12 carries, 109 yards) combined for 235 yards and one touchdown on the ground, helping Kentucky to its first win over Auburn since 1966.

Neiko Thorpe's 69-yard return of a blocked field goal gave Auburn a 7-0 lead midway through the first quarter. It was Auburn's first blocked field goal returned for a score since 1981 when Chris Martin returned one 77 yards against Georgia Tech.

Jake Ricks blocked the field goal for Auburn, giving the Tigers their second blocked kick of the season.

Kentucky (3-3, 1-3 SEC) tied the game at 7-7 with a six-play, two-and-a-half minute scoring drive early in the second quarter. Morgan Newton capped the drive with a four-yard touchdown run.

Tate's fourth touchdown in his last three games recaptured the lead for Auburn (5-2, 2-2 SEC) with just six seconds remaining in the first half, putting Auburn up 14-7. Tate, who now has 19 rushing touchdowns in his career, carried it six times on the 14-play, 48-yard drive to give him 38 yards on the ground at the half.

After neither team could put together a scoring drive in the third quarter, Kentucky tied the game at 14-14 with 6:29 left in the game as Will Fidler took a quarterback draw back up the middle for a two-yard touchdown run, capping a 12-play, 75-yard drive.

Cobb's touchdown run with 3:17 remaining put Kentucky ahead for good at 21-14. Cobb accounted for all of Kentucky's yards on the five-play, 68-yard drive, which included a 61-yard rush on second and six from the Kentucky 32.

Tate's became the first Auburn running back go for 100-plus yards in three consecutive games since Kenny Irons did it in 2005.

Kodi Burns finished second on the team in rushing with 38 yards on six

SCORING SUMMARY

Kentucky	0	7	0	14	—	21
Auburn	7	7	0	0	—	14

AU - Thorpe 69 yd blocked field goal return (Byrum kick), 7:25, 1st
 UK - Newton 4 yd run (Seiber kick), 9:02, 2nd
 AU - Tate 1 yd run (Byrum kick), 0:06, 2nd
 UK - Fidler 2 yd run (Seiber kick), 6:29, 4th
 UK - Cobb 4 yd run (Seiber kick), 3:17, 4th

TEAM STATISTICS

	UK	AU
First Downs	21	16
Rushes-Yards	49-282	49-220
Passing Yards	75	95
Comp-Att-Int	22-9-0	25-11-1
Total Plays-Yards	71-357	74-315
Punts-Avg.	6-41.0	7-35.7
Fumbles/Lost	1/0	0/0
Penalties-Yards	0-0	10-76
3rd Down Conv.	3-of-14	6-of-18
Time of Possession	32:35	27:25

INDIVIDUAL STATISTICS

RUSHING: (UK) - Locke 19-126; Cobb 12-109 (TD); Smith 2-20; Newton 8-15 (TD); Fidler 2-10 (TD); Conner 3-8; TEAM 3-minus 6. (AU) - Tate 31-132 (TD); Burns 6-37; McCaleb 7-22; Zachery 1-15; Todd 2-15; Fannin 2-minus 1.

PASSING: (UK) - Newton 5-13-0-39; Fidler 4-9-0-36. (AU) - Todd 10-24-1-80; Burns 1-1-0-15.

RECEIVING: (UK) - Matthews 2-30; Locke 2-minus 2; Cobb 1-12; McCaskill 1-10; Lanxter 1-10; Mellillo 1-8; Drake 1-7. (AU) - Zachery 4-24; Adams 3-57; Fannin 2-9; Smith 1-3; McCaleb 1-2.

carries, followed by Oterio McCaleb with 22 yards on seven carries.

Quarterback Chris Todd connected on 10 of 24 passes, including an interception in the game. Darvin Adams was his top target on the night, pulling in three passes for 57 yards. Terrell Zachery followed with four receptions for 24 yards.

Defensively for Auburn, Josh Bynes led the team with nine tackles, followed by Daren Bates with eight. Each accounted for six solo tackles in the game. Bynes also tallied a quarterback sack, his first of the season.

Zac Etheridge and Craig Stevens tallied seven tackles each in the game.

GAME 8	AUBURN	10
	#9 LSU	31
October 24, 2009		
Tiger Stadium (92,654) • Baton Rouge, La.		

No. 9 LSU was too much for Auburn in Baton Rouge as Auburn fell, 31-10, before a crowd of 92,654 at noisy Tiger Stadium.

Three turnovers and penalties plagued Auburn in the first half, and while the offense struggled against what Head Coach Gene Chizik called "one of the best defenses in the country," Auburn fought to the end--scoring its only touchdown on the last play of the game.

Auburn's offense finished with a total of 193 yards--with 151 of them coming in the second half. Ben Tate again led Auburn with 67 yards on 18 carries, while Mario Fannin added 56 yards on just six carries.

LSU jumped out to a 7-0 lead midway through the first quarter when quarterback Jordan Jefferson found Terrance Toliver in the corner of the end zone on a 14-yard scoring strike.

The Bengal Tigers went ahead 14-0 late in the first quarter after an Auburn turnover deep in its own territory. LSU sacked Todd and forced a fumble at the Auburn 16. Jefferson scampered in from 15 yards out three plays later, stretching the LSU lead to 14-0 with 1:10 remaining in the quarter.

Trailing 14-0, Auburn had its back against the wall as LSU drove to the Auburn 2-yard line, but the Tiger defense came up with a big stop when Zac Etheridge slung Jefferson to the turf, forcing a fumble that Craig Stevens recovered in the end zone, giving Auburn the ball on its own 20 with 10:03 left in the half.

Auburn's final drive of the first half was set up when Antonio Coleman and Mike Blanc sacked Jefferson for a 10-yard loss back to the LSU 23, forcing a punt that set Auburn's offense up at midfield.

The Tigers moved into LSU territory but a sack for a big loss forced an Auburn punt. LSU's ensuing drive was blunted by another sack, as Coleman dropped Jefferson for a two-yard loss.

Auburn committed its third turnover of the half on the ensuing punt, though, when Philip Pierre-Louis fumbled the return. LSU took over at the Auburn 36 with 1:42 left in the second quarter. LSU drove to the Auburn 15 but had to settle for a 32-yard field goal by Josh Jasper to go ahead 17-0 with :09 remaining in the half.

LSU took advantage of a short field on the opening drive of the second half, going 45 yards in 4 plays to go ahead 24-0 on a 15-yard touchdown pass from Jefferson to Brandon LaFell less than two minutes into the third quarter.

Auburn responded with big runs by Ben Tate on a 53-yard, 9-play scoring drive deep into LSU territory. The Tigers settled for a 24-yard Wes Byrum field goal

SCORING SUMMARY

Auburn	0	0	3	7	—	10
LSU	14	3	14	0	—	31

LSU - Toliver 14 yd pass from Jefferson (Jasper kick), 8:21, 1st
 LSU - Jefferson 15 yd run (Jasper kick), 1:10, 1st
 LSU - Jasper 32 yd field goal, 0:09, 2nd
 LSU - LaFell 17 yd pass from Jefferson (Jasper kick), 13:41, 3rd
 AU - Byrum 24 yd field goal, 9:21, 3rd
 LSU - Shepard 69 yd run (Jasper kick), 1:09, 3rd
 AU - Lutzenkirchen 1 yd pass from Caudle, 0:03, 4th

TEAM STATISTICS

	AU	LSU
First Downs	15	22
Rushes-Yards	41-112	32-122
Passing Yards	81	254
Comp-Att-Int	11-20-1	22-34-0
Total Plays-Yards	61-193	66-376
Punts-Avg.	7-39.7	4-35.2
Fumbles/Lost	3/2	1/1
Penalties-Yards	7-64	9-49
3rd Down Conv.	4-of-13	6-of-15
Time of Possession	28:49	31:11

INDIVIDUAL STATISTICS

RUSHING: (AU) - Tate 18-67; Fannin 6-56; Burns 6-17; McCaleb 3-3; Zachery 1-minus 7; Todd 7-minus 24. (LSU) - Shepard 6-71 (TD); Jefferson 12-26 (TD); Scott 10-20; Holliday 2-8; Williams 1-4; LaFell 1-minus 7.

PASSING: (AU) - Todd 8-14-1-47; Caudle 3-5-0-34; Burns 0-1-0-0. (LSU) - Jefferson 21-31-0-242; Lee 1-3-0-12.

RECEIVING: (AU) - Smith 3-31; Lutzenkirchen 2-18 (TD); Tate 2-0; Blake 1-16; Trott 1-15; Zachery 1-1; Fannin 1-0. (LSU) - Toliver 9-86 (TD); LaFell 6-67 (TD); Holliday 2-32; Randle 1-31; Williams 1-20; Peterson 1-14; Mitchell 1-5; Scott 1-minus 1.

to cut the lead to 24-3 at the 9:21 mark of the third quarter.

LSU responded as back-up quarterback Russell Shepard lined up in the backfield and ran off left guard for a 69-yard touchdown to put LSU ahead 31-3.

The Tigers fought to the end as back-up quarterback Neil Caudle led Auburn on an 8-play, 59-yard scoring drive. Caudle found freshman tight end Philip Lutzenkirchen on a 1-yard scoring toss with :03 remaining to make the score 31-10.

Auburn's defense was led by sophomore linebacker Eltoro Freeman, who had 12 tackles, including a sack and 2 tackles for loss, in just his fourth career start. Neiko Thorpe was second on the team with eight tackles.

2009 Auburn Football Game Recaps

GAME 9	#24 OLE MISS	20
	AUBURN	33
	October 31, 2009	
Jordan-Hare Stadium (84,756) • Auburn, Ala.		

Auburn used a 23-point third quarter to pull out a 33-20 upset win over No. 24 Ole Miss at Jordan-Hare Stadium. Ben Tate led the Auburn offense with 144 yards rushing as Auburn became bowl eligible with its fifth come-from-behind victory this season.

Tate's 144 yards also pushed him past the 1,000-yard plateau for the season, marking the first time in his career to amass 1,000 yards in a season.

Ole Miss struck first in the game, putting together a 10-play, 94-yard drive in its first possession for a touchdown. Auburn answered with 8:06 left in the first quarter on a 36-yard Wes Byrum field goal.

The Tigers took the lead for good at the 5:23 mark in the second quarter as Chris Todd connected with Darvin Adams for a 28-yard touchdown pass. The touchdown pass was the 13th of the season for Todd while the reception was a team-leading sixth for Adams.

Auburn held a three-point advantage, 10-7, at the half before erupting for 21 straight points in a six minute span, needing just six offensive plays and a defensive score to take control of the game.

Kodi Burns' 14-yard pass to Tommy Trott capped a three-play, 61-yard drive while Tate's 53-yard touchdown run finished a three-play, 67-yard drive. Sandwiched between the two offensive scores was a Walter McFadden 29-yard interception returned for a touchdown on Ole Miss' lone offensive play in the sequence as Auburn went up 31-7 with 7:42 left in the third quarter.

Ole Miss answered Tate's scamper with an 82-yard kickoff return by Jesse Grandy to make it 31-14 and then after a defensive stand went 79 yards on a Dexter McCluster run down the sideline to make it 31-20. The snap on the extra point was fumbled and the kick was blocked allowing Auburn's Demond Washington to scoop it up and run it back in for a 33-20 Auburn lead.

Washington's return marked the first defensive two-point conversion for the Tigers since 1998 when Brad Ware returned a blocked kick for two points.

Auburn's 23-point third quarter alone was more points than Ole Miss had allowed in an entire game this season.

Todd finished the game 12-for-22 for 212 yards while Ole Miss quarterback Jevan Snead was 16-for-35 for 175 yards with a touchdown and two interceptions, both by McFadden. The two interceptions by McFadden mark the first time for a Tiger to tally multiple interceptions since Jonathan Wilhite against New Mexico State in 2007.

Tate finished the game with 144 yards rushing, his sixth 100-yard rushing game of the season and 11th of his career. Following Tate in rushing was Mario Fanin with 35 yards and Travante Stallworth with 22. Adams Terrell Zachery led the Auburn receiving corps with 83 yards on two receptions, followed by Adams with 68 yards on four catches. Fanin also picked up 35 yards on three receptions to finish the day with 70 all-purpose yards.

Defensively for the Tigers, Eltoro Freeman and Daren Bates tallied nine tackles each with Bates also picking up a fumble recovery. Craig Stevens had eight tackles, followed by Josh Bynes with six.

McFadden had five tackles along with his two interceptions while senior Antonio Coleman finished the day with five tackles, four going for a loss, two quarterback sacks, a forced fumble and four quarterback hurries.

The win was Auburn's first over a nationally-ranked team since a 23-20 victory over Clemson in the 2007 Chick-fil-A Bowl. It was also Auburn's first win over a nationally ranked SEC team since a 27-17 win over fourth-ranked Florida in 2007.

SCORING SUMMARY						
Ole Miss	7	0	13	0	—	20
Auburn	3	7	23	0	—	33

TEAM STATISTICS			
	UM	AU	
First Downs	19	18	
Rushes-Yards	39-219	43-175	
Passing Yards	175	226	
Comp-Att-Int	16-35-2	13-24-0	
Total Plays-Yards	74-394	67-401	
Punts-Avg.	6-43.7	7-40.9	
Fumbles/Lost	3/1	2/1	
Penalties-Yards	6-54	6-43	
3rd Down Conv.	3-of-15	5-of-15	
Time of Possession	33:16	26:44	

INDIVIDUAL STATISTICS			
RUSHING: (UM) - McCluster 22-186 (TD); Scott 3-15; Bolden 6-12; Grandy 2-4; Snead 6-2. (AU) - Tate 25-144 (TD); Fannin 6-35; Stallworth 2-22; Zachery 1-4; Burns 2-0; Team 2-minus 3; Todd 5-minus 27.			
PASSING: (UM) - Snead 16-35-2-175. (AU) - Todd 12-22-0-212; Burns 1-2-0-14.			
RECEIVING: (UM) - Hodge 7-105; Bolden 4-46; McCluster 4-17; Hartmann 1-7 (TD). (AU) - Adams 4-68 (TD); Fannin 3-35; Zachery 2-83; Smith 1-17; Trott 1-14 (TD); Burns 1-8; Tate 1-1.			

GAME 10	FURMAN	31
	AUBURN	63
	November 7, 2009	
Jordan-Hare Stadium (81,506) • Auburn, Ala.		

Auburn racked up 63 points on 655 yards of total offense to pick up a school-record 18th-consecutive Homecoming win, downing Football Championship Subdivision (FCS) member Furman, 63-31, at Jordan-Hare Stadium.

Five different Tigers scored touchdowns in the game with Darvin Adams leading the team with a game-high three touchdown receptions. Auburn was able to spread the wealth in the victory as eight different Tigers logged at least one rush and nine hauled in at least one reception.

Quarterback Chris Todd completed his first 14 passes of the game en route to finishing the day 17-of-18 with 256 yards and four touchdown passes. Connecting on 94.4 percent of his passes, Todd broke the Auburn single-game record for completion percentage.

Auburn scored 21 points in each of the first two quarters of the game, taking a 42-3 halftime lead. Adams put the Tigers on the board first, hauling in a 6-yard touchdown reception to cap off Auburn's first possession of the game.

Furman responded in its first possession, marching up the field for a 23-yard Matthew Cesari field goal. After allowing 51 yards in the Paladins' first possession of the game, the Tiger defense would go on to allow only eight more yards the rest of the half.

Auburn would go on to score on its next four possessions of the first half. Ben Tate got the run started with a 9-yard touchdown run at the 7:00 mark in the first quarter, followed by a 24-yard Mario Fanin touchdown reception from Todd with 1:10 left in the opening period.

Adams scored the first two touchdowns of the second quarter, catching a 23-yard pass at the 12:03 mark and a 41-yard pass with 7:53 left. Tate scored his second and final touchdown of the day with 41 seconds left in the half on a 5-yard run.

Furman came out and scored two touchdowns in the first five minutes of the second half, cutting the lead to 42-17.

Eric Smith scored his first career touchdown as he scored Auburn's first touchdown of the second half, pounding the ball in on a 2-yard run with 1:18 left in the third quarter.

Freshman Anthony Gulley scored his first career touchdown to open the fourth quarter, breaking free on a 13-yard run with 9:50 left in the game. He would break free again less than five minutes later as Gulley racked up a 50-yard run for his second career touchdown with 5:03 left to play.

Furman scored a pair of touchdowns of its own in the fourth quarter, capping off the 63-31 Auburn win.

Gulley led the Auburn rushing attack for the day, tallying 77 yards on his two runs. Senior Ben Tate was second on the team with 75 yards on 12 runs while Fanin followed with 60 yards on six attempts.

Adams picked up his second career 100-yard receiving game as he picked up 115 yards on six receptions, all of which came in the first half. Freshman Deangelo Benton, who entered the game without a reception this season, finished second on the team with 88 yards on six catches.

Junior Neil Caudle stepped in for Todd in the second half, going 10-for-12 with 117 passing yards.

Defensively, freshman Ikeem Means led the team with six tackles, followed by Jonathan Evans and Woody Parramore with five each. Ashton Richardson tallied four tackles, 2.5 of them coming for loss, and a sack. Senior Antonio Coleman also picked up a sack, the 21st of his career, moving him into a tie for third all-time at Auburn in career sacks.

SCORING SUMMARY						
Furman	3	0	14	14	—	31
Auburn	21	21	7	14	—	63

TEAM STATISTICS			
	FU	AU	
First Downs	15	30	
Rushes-Yards	31-87	39-282	
Passing Yards	179	373	
Comp-Att-Int	14-28-1	27-30-0	
Total Plays-Yards	59-266	69-655	
Punts-Avg.	8-48.1	2-45.5	
Fumbles/Lost	0/0	3/2	
Penalties-Yards	3-21	7-55	
3rd Down Conv.	1-of-12	6-of-8	
Time of Possession	28:12	31:48	

INDIVIDUAL STATISTICS			
RUSHING: (FU) - Uhaa 10-40 (TD); Forcier 9-33; Williams 9-24 (2TD); Mims 1-5; Sorrells 2-minus 15. (AU) - Gulley 5-77 (2TD); Tate 12-75 (2TD); Fannin 6-60; Smith 10-44 (TD); Stallworth 1-16; Todd 2-8; Hooper 1-2; Caudle 1-1; Team 1-minus 1.			
PASSING: (FU) - Sorrells 10-24-1-83; Forcier 4-4-0-96. (AU) - Todd 17-18-0-256; Caudle 10-12-0-117.			
RECEIVING: (FU) - Mims 5-27; Williams 4-42; Webb 2-58 (TD); Maples 1-26; Anderson 1-14; McCray 1-12. (AU) - Adams 6-115 (3TD); Benton 6-88; Blake 5-32; Smith 4-34; Fannin 2-38 (TD); Trott 1-26; Lutzenkirchen 1-21; Winter 1-16; Hawthorne 1-3.			

2009 Auburn Football Game Recaps

GAME 11	AUBURN	24
	GEORGIA	31
November 14, 2009		
Sanford Stadium (92,746) • Athens, Ga.		

The stats were nearly identical in a thrilling back and forth game but it was Georgia which held on to defeat Auburn, 31-24, in Sanford Stadium. The Tigers' Demond Washington returned a 99 yard kickoff return for a touchdown early in the fourth quarter to tie it at 24 and set an Auburn school record with 202 kickoff return yards but it wasn't enough.

The Tigers took the opening kickoff and drove right down the field scoring on a Chris Todd 5-yard touchdown pass to Kodi Burns, his first receiving touchdown of his career. The Tigers covered 74 yards in nine plays in 3:47.

After holding Georgia to minus four yards in three plays on their its possession, Auburn scored on its second straight possession to open the game to make it 14-0 on a 31-yard Todd touchdown pass to Terrell Zachery with 3:15 left in the first quarter. The Tigers had a time consuming 11-play, 82-yard drive in 5:57 while converting three third down conversions.

Georgia struck quickly to open the second quarter as it cut Auburn's deficit in half at 14-7 on a 50-yard Joe Cox to Israel Troupe touchdown pass 1:46 into the period.

On its first possession of the second half, Georgia cut into Auburn's lead on a Blair Walsh 51-yard field goal to make it 14-10 only four minutes into the third quarter. The Bulldogs took their first lead of the game at 17-14 on a 1-yard touchdown run by freshman Washaun Ealey, who carried the ball 19 yards the play before to set up his score with 4:51 left in the third.

The Tigers ended the 17 consecutive points scored by the Bulldogs on a 37-yard Wes Byrum field goal that hit the left upright and went through to tie the game at 17-17 with 2:08 left in the third.

On the first play of the fourth quarter, Cox threw a 47 yard pass to Tavarres King to the Auburn 11 yard line. On the next play, Caleb King ran up the middle for a touchdown to give Georgia a 23-17 lead 35 seconds into the final period.

Washington returned the ensuing kickoff 99 yards untouched for his first return for a touchdown in his career to even the game at 24-24 only 14 seconds later. It was the sixth longest kickoff return in Auburn history.

Georgia answered as King ran up the middle for a 24 yard touchdown to put the Bulldogs ahead to stay at 31-24 with 6:52 left in the game.

Ben Tate, who wore No. 4 instead of his usual No. 44 in honor of his roommate, injured Auburn safety Zac Etheridge, finished with a team-high 67 yards rushing. Todd completed 20-of-28 passes for 238 yards and two touchdowns to move into second place on Auburn's single season touchdowns thrown record list with 19. Adams caught six passes for 90 yards.

Auburn outgained Georgia in total offense 353 to 342 and ran 11 more plays than the Bulldogs while both teams had 18 first downs. The Tigers rushed for 115 yards and passed for 238 yards compared to the Bulldogs 169 yards rushing and 173 yards passing on only nine completions.

Ealey led the Georgia rushing attack with a game-high 98 yards and one touchdown.

SCORING SUMMARY		
Auburn	14	0 3 7 — 24
Georgia	0	7 10 14 — 31
AU - Burns 5 yd pass from Todd (Byrum kick), 11:13, 1st AU - Zachery 31 yd pass from Todd (Byrum kick), 3:15, 1st UG - Troupe 50 yd pass from Cox (Walsh kick), 13:14, 2nd UG - Walsh 51 yd field goal, 11:05, 3rd UG - Ealey 1 yd run (Walsh kick), 4:51, 3rd AU - Byrum 37 yd field goal, 2:08, 3rd UG - King 11 yd run (Walsh kick), 14:25, 4th AU - Washington 99 yd kickoff return (Byrum kick), 14:11, 4th UG - King 24 yd run (Walsh kick), 6:52, 4th		
TEAM STATISTICS		
	AU	UG
First Downs	18	18
Rushes-Yards	38-115	38-169
Passing Yards	238	173
Comp-Att-Int	20-28-2	9-17-0
Total Plays-Yards	66-353	55-342
Punts-Avg.	4-44.2	5-47.4
Fumbles/Lost	1/0	0/0
Penalties-Yards	9-60	4-29
3rd Down Conv.	5-of-13	5-of-11
Time of Possession	30:47	29:13
INDIVIDUAL STATISTICS		
RUSHING: (AU) - Tate 20-67; McCalebb 11-60; Burns 3-10; Todd 4-minus 22. (UG) - Ealey 18-98 (TD); King 10-66 (2TD); Wooten 1-7; Smith 3-2; Cox 4-minus 2; TEAM 2-minus 2. PASSING: (AU) - Todd 20-28-2-238. (UG) - Cox 9-17-0-173. RECEIVING: (AU) - Adams 6-90; Fannin 6-55; Tate 2-21; Trott 1-34; Zachery 1-31 (TD); Blake 1-8; Burns 1-5 (TD); Ziemba 1-minus 3; McCalebb 1-minus 3. (UG) - Green 3-19; Troupe 2-62 (TD); King 1-47; Charles 1-34; Ealey 1-6; King 1-5.		

The Players



DARVIN ADAMS #89
WR

6-3 · 185 · So. · 1L
Kennesaw, Ga. (Harrison)
Education

2009 — Fourth in SEC/60th NCAA in receiving yards per game, 65.2 pg ... Sixth in SEC in receptions per game, 4.0 pg ... Ranks 59th in NCAA in total receiving yards, 717 ... Eighth in SEC in scoring (TD's), 4.9 ppg ... *Phil Steele's First-Team Midseason All-SEC* ... Had first career start in season opener vs. Louisiana Tech, catching four passes for 65 yards including first career TD grab ... TD came on 17-yard pass from Chris Todd ... Set career high with 116 receiving yards and five catches in victory over Mississippi State ... Accounted for 58 percent of total receiving yardage (116 of 199) vs. Mississippi State ... Became first AU player to have at least three TD receptions in a game in 20 years (Alexander Wright vs. Pacific, 1989) with performance vs. West Virginia ... Set career-high with six catches, three for TD's, for 80 yards vs. Mountaineers ... Against Ball State, finished with five catches for 73 yards including a 26-yard TD catch ... Caught a pair of passes for 29 yards in victory over Tennessee ... Has at least two catches in every game this season ... Made three catches for 24 yards against Arkansas ... Against Kentucky, had three grabs for 57 yards, including a long catch of 37 yards ... Played, but did not have a catch against LSU ... Against Ole Miss, caught a 28-yard TD pass to give Tigers a 10-7 second-quarter lead they would never relinquish in victory over Rebels ... Finished with team-high four catches vs. Ole Miss for 68 yards ... Tied career-high of three TD's and six catches going for game-best 115 yards in one half of play against Furman ... Missed tying career high in yardage (116) by a single yard ... Against Georgia, tied career high with six catches going for a game-high 90 yards ... *Has 16 catches in last three games ... Has at least three catches in nine of 11 games this season ... Tied for third-most TD catches in a single-season in AU history (9) with Byron Franklin (1980) and Ronny Daniels (1999).*

ADAMS' CAREER RECEIVING STATS


YEAR	G/GS	NO	YDS	AVG	TD	LP/OPPONENT
2008	10/0	3	18	6.0	0	9/UT Martin
2009	11/7	44	717	16.3	9	41/Furman
TOTALS	21/7	47	735	15.6	9	41/Furman

ADAMS' CAREER GAME HIGH STATS

	No.	Opponent	Date
Receptions	6	3x (last vs. Georgia)	11/14/09
Rec. Yards	116	Mississippi State	9/12/09
Rec. TDs	3	2x (last vs. Furman)	11/7/09

ADAMS' GAME-BY-GAME RECEIVING STATS

DATE	OPPONENT	REC	YDS	AVG	TD	TD REC
9/5/09	* LOUISIANA TECH	4	65	16.3	1	17
9/12/09	* MISSISSIPPI STATE	5	116	23.2	0	--
9/19/09	WEST VIRGINIA	6	80	13.3	3	16, 4, 17
9/26/09	* BALL STATE	5	73	14.6	1	26
10/3/09	at Tennessee	2	29	14.5	0	--
10/10/09	* at Arkansas	3	24	8.0	0	--
10/17/09	KENTUCKY	3	57	19.0	0	--
10/24/09	* at LSU	0	0	0.0	0	--
10/31/09	* OLE MISS	4	68	17.0	1	28
11/7/09	FURMAN	6	115	19.1	3	6, 23, 41
11/14/09	* at Georgia	6	90	15.0	0	--
11/27/09	ALABAMA					



DAREN BATES #25
DB

5-11 · 195 · Fr. · HS
Olive Branch, Miss. (Olive Branch)
Undecided

2009 — Fourth on team with 56 tackles ... Started at safety in season opener vs. Louisiana Tech ... Recorded AU's only interception of the game, making a leaping grab at the AU 2-yard line to halt a Tech scoring threat ... Had three assisted tackles and two QB hurries in SEC opener vs. Mississippi State ... Totaled four solo tackles vs. West Virginia ... Led Tigers with seven tackles vs. Ball State ... Also registered half a sack (minus 12 yards) and 1.5 TFL's (minus 14 yards) vs. Ball State ... Tied career high with seven tackles against Tennessee ... Six of his seven stops vs. the Vols were solo ... Had six tackles, with five solo, against Arkansas ... Against Kentucky, Set season-high with eight tackles with six solo stops ... Had a QB hurry to go with four assisted tackles vs. LSU ... Against Ole Miss, tied for team lead with nine tackles ... Also recovered a fumble and broke up one pass vs. Rebels ... In limited action vs. Furman, totaled two tackles, both solo ... Finished with three tackles vs. Georgia.

BATES' CAREER DEFENSIVE STATS

YEAR	G/GS	TT	UT	AT	TFL-YDS	QBS-YDS	FF/FR	PD	I/YDS
2009	11/11	56	35	21	1.5-14	0.5-12	0/1	3	1/0

BATES' GAME-BY-GAME DEFENSIVE STATS

DATE	OPPONENT	TT	UT	AT	PD	INT-YDS
9/5/09	* LOUISIANA TECH	3	1	2	1	1-0
9/12/09	* MISSISSIPPI STATE	3	0	3	0	0-0
9/19/09	* WEST VIRGINIA	4	4	0	0	0-0
9/26/09	* BALL STATE	7	5	2	1	0-0
10/3/09	* at Tennessee	7	6	1	0	0-0
10/10/09	* at Arkansas	6	5	1	0	0-0
10/17/09	* KENTUCKY	8	6	2	0	0-0
10/24/09	* at LSU	4	0	4	0	0-0
10/31/09	* OLE MISS	9	5	4	1	0-0
11/7/09	* FURMAN	2	2	0	0	0-0
11/14/09	* at Georgia	3	1	2	0	0-0
11/27/09	ALABAMA					



MIKE BERRY #66
OL

6-3 · 311 · Jr. · 2L
Antioch, Tenn. (Brentwood Academy)
Public Administration

CAREER — Has 17 career starts and appeared in 27 games.

2009 — Started at guard in season opener vs. Louisiana Tech and helped Tigers roll up 301 yards rushing and did not allow a sack on 27 passing attempts ... Registered six knockdown blocks vs. Tech ... Against Mississippi State, did not allow a sack in 24 pass attempts ... Totaled 4.5 knockdown blocks vs. Mississippi State ... Played every snap vs. West Virginia and totaled three knockdown blocks ... Finished 2.5 knockdown blocks vs. Ball State ... Registered six knockdown blocks and did not allow a sack against Tennessee ... Against Arkansas, led offensive linemen with 10 knockdown blocks ... Had five knockdown blocks and helped Tigers rush for 220 yards vs. Kentucky ... Had one knockdown block vs. LSU ... Totaled 2.5 knockdown blocks vs. Ole Miss ... Totaled eight knockdown blocks in one half of play vs. Furman ... Has 48.5 knockdown blocks on the season and part of line that has allowed 15 sacks in 304 pass attempts.

The Players



MIKE #93
BLANC DL

6-4 · 288 · Jr. · 2L
Pompano Beach, Fla. (Deerfield Beach)
Public Administration


2009 — Recorded a sack (minus 5 yards) to go with two total tackles in season opener vs. Louisiana Tech ... Sack vs. Tech was first since Ole Miss game in 2008 ... Started at defensive tackle vs. Mississippi State and registered four tackles and a pair of QB hurries ... Forced a fumble, registered one sack (minus 4 yards) and had two solo tackles in win vs. West Virginia ... Forced fumble was first of career ... Against Ball State, had half a sack (minus 3 yards) ... Recorded a pair of pass break-ups (first of career) to go with one solo tackle vs. Tennessee ... Tied season high of four tackles, all solo, against Arkansas ... Also had 1.5 TFLs (minus 2 yards) with one pass break-up vs. Razorbacks ... Against Kentucky, racked up half a TFL (minus 1 yard) and four tackles ... Set career high with seven tackles vs. LSU ... Also had half a sack (minus 5 yards) and one TFL (minus 6 yards) vs. LSU ... Totaled four tackles with one QB hurry vs. Ole Miss ... Saw limited time vs. Furman, recording one QB hurry ... Against Georgia, recorded a career-best and team-high nine tackles ... Also had half a TFL (minus 1 yard) ... *Has a TFL in seven of 11 games this season.*

BLANC'S CAREER DEFENSIVE STATS

YEAR	G/GS	TT	UT	AT	TFL-YDS	QBS-YDS	FF/FR	PD	I/YDS
2007	12/0	6	3	3	0.0-0	0.0-0	0/0	0	0-0
2008	12/6	27	11	16	3.5-6	1.5-4	0/0	0	0-0
2009	10/9	38	11	27	6.0-22	3.0-13	1/0	3	0-0
Totals	35/16	71	25	45	9.5-28	4.5-17	1/0	3	0-0

BLANC'S GAME-BY-GAME DEFENSIVE STATS

DATE	OPPONENT	TT	UT	AT	TFL-YDS	QBS-YDS
9/5/09	LOUISIANA TECH	2	1	1	1.0-5	1.0-5
9/12/09	* MISSISSIPPI STATE	4	1	3	0.0-0	0.0-0
9/19/09	* WEST VIRGINIA	2	2	0	1.0-4	1.0-4
9/26/09	* BALL STATE	1	0	1	0.5-3	0.5-3
10/3/09	* at Tennessee	1	1	0	0.0-0	0.0-0
10/10/09	* at Arkansas	4	4	0	1.5-2	0.0-0
10/17/09	* KENTUCKY	4	0	4	0.5-1	0.0-0
10/24/09	* at LSU	7	0	7	1.0-6	0.5-5
10/31/09	* OLE MISS	4	2	2	0.0-0	0.0-0
11/7/09	* FURMAN	0	0	0	0.0-0	0.0-0
11/14/09	* at Georgia	9	0	9	0.5-1	0.0-0
11/27/09	ALABAMA					



KODI #18
BURNS WR

6-2 · 208 · Jr. · 2L
Fort Smith, Ark. (Northside)
Exercise Science

2009 — In multi-purpose role, rushed for 23 yards with a TD and was 0-for-1 passing in season opener vs. Louisiana Tech ... TD came on 1-yard run and gave AU a 10-7 lead ... Set career best with three rushing TDs and four total TDs in victory over Mississippi State ... All three rushing scores came from 1-yard out ... Also had a 13-yard TD pass ... Became first AU player to account for four TDs since 2003 when RB Carnell Williams rushed for six scores vs. Mississippi State ... All four rushing TDs have come from 1-yard out ... Rushed for 10 yards on seven carries and caught one pass for 8 yards vs. West Virginia ... Rushed one time for 2 yards against Ball State before leaving game with injury ... Hit 1-of-3 passes for 17 yards and rushed five times for 16 yards in victory over Tennessee ... Only pass completion vs. UT was to Terrell Zachery to set up AU

field goal ... Held to 7 yards rushing on two carries and 0-for-1 on pass attempts vs. Arkansas ... Against Kentucky, started at WR and totaled 52 yards total offense ... Rushed six times for 37 yards and completed only pass attempt for 15 yards vs. UK ... Rushed for 17 yards on six carries vs. LSU ... Returned to play vs. LSU after having two teeth broken in first quarter ... Against Ole Miss, threw a 14-yard TD pass to Tommy Trott to give Tigers 17-7 third-quarter lead ... Also caught one pass for 8 yards to give AU first down ... Started, but saw limited playing time vs. Furman ... Against Georgia, hauled in first career TD catch for Auburn's first score of game ... TD grab was from 5 yards out and was only catch of game ... Also rushed for 10 yards on three carries vs. Bulldogs.

BURNS' CAREER PASSING STATS

YEAR	G/GS	CMP	ATT	PCT	YDS	INT	TD	LP/OPPONENT
2007	9/1	10	26	38.5	145	1	2	58/New Mexico State
2008	10/7	94	179	52.5	1,050	7	2	52/Ole Miss
2009	11/5	5	12	41.7	75	0	2	15/Kentucky
Totals	30/13	109	217	50.2	1,270	8	6	58/New Mexico State

BURNS' CAREER RUSHING STATS

YEAR	G/GS	NO	YDS	AVG	TD	LP/OPPONENT
2007	9/1	54	203	3.8	3	18/Mississippi State
2008	10/7	98	411	4.2	5	58/UT Martin
2009	11/5	49	156	3.2	4	11/La. Tech
Totals	30/13	201	770	3.8	12	58/UT Martin

BURN'S CAREER GAME HIGH STATS

	No.	Opponent	Date
Completions	27	Ole Miss	11/1/08
Pass Attempts	43	Ole Miss	11/1/08
Pass Yards	319	Ole Miss	11/1/08
Pass TDs	1	5x (last vs. Ole Miss)	10/31/09
Interceptions	3	Ole Miss	11/1/08
Rush Attempts	22	Mississippi State	9/15/07
Rush Yards	158	UT Martin	11/8/08
Rush TDs	3	Mississippi State	9/12/09

BURNS' GAME-BY-GAME TOTAL OFFENSE STATS

DATE	OPPONENT	REC - TDs	PASS - TDs	RUSH - TDs	TOTAL - TDs
9/5/09	LOUISIANA TECH	0	0	23 - 1	23 - 1
9/12/09	* MISSISSIPPI STATE	2 - 0	13 - 1	32 - 3	45 - 4
9/19/09	WEST VIRGINIA	8 - 0	16 - 0	10 - 0	34 - 0
9/26/09	BALL STATE	0 - 0	0 - 0	2 - 0	2 - 0
10/3/09	at Tennessee	0 - 0	17 - 0	16 - 0	33 - 0
10/10/09	* at Arkansas	0 - 0	0 - 0	7 - 0	7 - 0
10/17/09	* KENTUCKY	0 - 0	15 - 0	37 - 0	52 - 0
10/24/09	at LSU	0 - 0	0 - 0	17 - 0	17 - 0
10/31/09	* OLE MISS	8 - 0	14 - 1	2 - 0	24 - 1
11/7/09	* FURMAN	0 - 0	0 - 0	0 - 0	0 - 0
11/14/09	at Georgia	5 - 1	0 - 0	10 - 0	15 - 1
11/27/09	ALABAMA				

BURNS' GAME-BY-GAME RUSHING STATS

DATE	OPPONENT	ATT	YDS	Avg.	TD	TD Runs
9/5/09	LOUISIANA TECH	8	23	2.9	1	1
9/12/09	* MISSISSIPPI STATE	9	32	3.6	3	1, 1, 1
9/19/09	WEST VIRGINIA	7	10	1.4	0	--
9/26/09	BALL STATE	1	2	2.0	0	--
10/3/09	at Tennessee	5	16	3.2	0	--
10/10/09	* at Arkansas	2	7	3.5	0	--
10/17/09	* KENTUCKY	6	37	6.2	0	--
10/24/09	at LSU	6	17	2.8	0	--
10/31/09	* OLE MISS	2	2	1.0	0	--
11/7/09	* FURMAN	0	0	0.0	0	--
11/14/09	at Georgia	3	10	3.3	0	--
11/27/09	ALABAMA					

The Players

BURNS' GAME-BY-GAME RECEIVING STATS

DATE	OPPONENT	REC	YDS	AVG	TD	TD REC
9/5/09	LOUISIANA TECH	0	0	0.0	0	--
9/12/09	* MISSISSIPPI STATE	1	2	2.0	0	--
9/19/09	WEST VIRGINIA	1	8	8.0	0	--
9/26/09	BALL STATE	0	0	0.0	0	--
10/3/09	at Tennessee	0	0	0.0	0	--
10/10/09	* at Arkansas	0	0	0.0	0	--
10/17/09	* KENTUCKY	0	0	0.0	0	--
10/24/09	at LSU	0	0	0.0	0	--
10/31/09	* OLE MISS	1	8	8.0	0	--
11/7/09	* FURMAN	0	0	0.0	0	--
11/14/09	at Georgia	1	5	5.0	1	5
11/27/09	ALABAMA					



WES #18
BYRUM K
 6-2 · 209 · Jr. · 2L
 Ft. Lauderdale, Fla. (St. Thomas Aquinas)
 Business

CAREER — Has connected on two game-winning field goals, at Florida and at Arkansas, both in 2007 ... Has hit three field goals in a game six times.

2009 — Named Lou Groza National Semi-Finalist ... Named SEC Special Teams Player of the Week (10/5) ... Named Lou Groza Star of the Week (10/5) ... T-2nd in SEC in scoring (kick) and T-4th (overall) in SEC/T-34th in NCAA (overall), averaging 8.0 ppg ... Sixth in SEC/38th in NCAA in FG's made per game, 1.27 ... T-1st in SEC in PAT Pct., 100 pct. ... Phil Steele's Third-Team Midseason All-SEC ... Was 3-for-3 in FG attempts and 4-4 on PAT tries in season opener vs. Louisiana Tech ... Hit long FG of 49 yards vs. Tech, marking longest FG since hitting 52-yarder on 9/6/08 vs. Southern Miss ... Three FG's also tied career best for the fifth time ... Also kicked off four times for 64.8 average vs. Tech ... Did not attempt a FG vs. Mississippi State ... Hit both FG attempts vs. West Virginia, connecting from 46 and 42 yards out ... Connected on only FG attempt vs. Ball State, from 32 yards out ... Against Tennessee, accounted for 14 of team's 26 points hitting 4-of-5 FG attempts and a pair of PAT's ... The four FG's made and five attempts were both career highs ... Only miss came from 46 yards out and was first of season ... Hit only FG attempt of game, connecting from 37-yards out for AU's first score of the game vs. Arkansas ... Also kicked off one time for a touchback vs. Hogs ... Hit a 24-yard field goal and one PAT vs. LSU ... Against Ole Miss, connected on 36-yard field goal in first quarter and four PAT attempts ... Did not attempt a FG vs. Furman, but did go 9-for-9 in PAT's ... Hit only FG try vs. Georgia, connecting from 37 yards out.

BYRUM'S CAREER KICKING STATS

YEAR	FG-A	Pct.	0-19	20-29	30-39	40-49	50+	PAT	Pts
2007	17-23	73.9	0-0	5-5	9-10	3-8	0-0	35-36	86
2008	11-19	57.9	2-2	2-3	3-6	3-7	1-1	22-23	55
2009	14-15	93.3	1-1	4-4	4-4	5-6	0-0	46-46	88
Totals	42-57	73.7	3-3	11-12	16-20	11-21	1-1	101-103	229

BYRUM'S CAREER GAME HIGH STATS

	No.	Opponent	Date
FG Attempts	5	2x (last vs. Tennessee)	10/3/09
FGs Made	4	vs. Tennessee	10/3/09

2009 Field Goal Sequence (Made/Missed):

9/5/09	LOUISIANA TECH: 29, 49, 47
9/12/09	MISSISSIPPI STATE: --
9/19/09	WEST VIRGINIA: 46, 42
9/26/09	BALL STATE: 32
10/3/09	at Tennessee: 29, 43, 46, 19, 22
10/10/09	at Arkansas: 37
10/17/09	KENTUCKY: --
10/24/09	at LSU: 24
10/31/09	OLE MISS: 36
11/7/09	FURMAN: --
11/14/09	at Georgia: 37
11/27/09	ALABAMA

JOSH #17
BYNES LB
 6-2 · 239 · Jr. · 2L
 Lauderdale Lakes, Fla. (Boyd Anderson)
 Human Development and Family Studies



CAREER — Has started 19 consecutive games dating back to last season.

2009 — T-7th in SEC/96th in NCAA in tackles per game, 7.6 tpg ... T-14th in SEC in passes defended per game, 0.73 ... T-68th in NCAA in solo tackles per game, 4.6 tpg ... Leads team with 84 tackles ... Started at LB in season opener vs. Louisiana Tech and tied for team lead with eight total tackles ... Tied for team lead with eight tackles vs. Mississippi State ... Picked off QB Geno Smith with less than three minutes left to seal victory over West Virginia ... Finished with career-high 12 tackles vs. WVA, 10 coming on solo stops ... Against Ball State, registered first career fumble recovery, had 1.0 TFL (minus 3 yards) and had six tackles, five solo ... Forced a fumble, broke up two passes, had one QB hurry and finished with nine tackles in win over Tennessee ... Against Arkansas, broke up two passes and totaled eight tackles, with five solo stops ... Against Kentucky, led Tigers with nine tackles, six solo, and first career sack (minus 7 yards) ... Registered a TFL (minus 2 yards) and seven tackles vs. LSU ... Against Ole Miss, broke up one pass and totaled six tackles, four solo ... Against Furman, had one QB hurry and four total tackles in limited snaps ... Broke up a pass, had one TFL (minus 2 yards) and totaled seven tackles vs. Georgia ... In SEC games, is averaging 7.7 tackles per game (54 in seven games).

BYNES' CAREER DEFENSIVE STATS

YEAR	G/GS	TT	UT	AT	TFL-YDS	QBS-YDS	FF/FR	PD	I/YDS
2007	4/0	10	8	2	2.0-4	0.0-0	1/0	0	0-0
2008	12/8	53	24	29	3.0-7	0.0-0	0/0	4	3-33
2009	11/11	84	49	35	4.0-14	1.0-7	0/1	8	1-5
Totals	27/19	147	81	66	9.0-25	1.0-7	1/1	12	4-38

BYNES' CAREER GAME HIGH STATS

	No.	Opponent	Date
Tackles	12	West Virginia	9/19/09
Tackles for loss	2.0	Arkansas	10/11/08
Sacks	1.0	Kentucky	10/17/09

BYNES' GAME-BY-GAME DEFENSIVE STATS

DATE	OPPONENT	TT	UT	AT	TFL-YDS	QBS-YDS
9/5/09	* LOUISIANA TECH	8	5	3	0.0-0	0.0-0
9/12/09	* MISSISSIPPI STATE	8	2	6	0.0-0	0.0-0
9/19/09	* WEST VIRGINIA	12	10	2	0.0-0	0.0-0
9/26/09	* BALL STATE	6	5	1	1.0-3	0.0-0
10/3/09	* at Tennessee	9	5	4	0.0-0	0.0-0
10/10/09	* at Arkansas	8	5	3	0.0-0	0.0-0
10/17/09	* KENTUCKY	9	6	3	1.0-7	1.0-7
10/24/09	* at LSU	7	3	4	1.0-2	0.0-0
10/31/09	* OLE MISS	6	4	2	0.0-0	0.0-0
11/7/09	* FURMAN	4	1	3	0.0-0	0.0-0
11/14/09	* at Georgia	7	3	4	1.0-2	0.0-0
11/27/09	ALABAMA					

The Players



**ANTOINE
CARTER** #45
DE

6-4 · 263 · Jr. · 2L
Ft. Lauderdale, Fla. (Dillard)
Liberal Arts

2009 — Missed first three games of season due to injury ... Returned to play against Ball State ... Had three tackles, two solo, vs. Ball State ... Against Tennessee, only tackle of game was a TFL (minus 3 yards) ... Notched first sack of season (minus 8 yards) for only tackle vs. Arkansas ... Against Kentucky, earned first start of season and had career-high five tackles with a pair of QB hurries ... Had four tackles, three solo, with one TFL (minus 7 yards) vs. LSU ... Registered half a sack and two total tackles vs. Ole Miss ... Notched half a TFL (minus 2 yards) and a pair of tackles in abbreviated action vs. Furman ... Totaled four tackles, two solo, vs. Georgia ... *Has at least half a TFL in five of eight games played.*

CARTER'S CAREER DEFENSIVE STATS

YEAR	G/GS	TT	UT	AT	TFL-YDS	QBS-YDS	FF/FR	PD	I/YDS
2007	13/0	16	8	8	4.0-23	1.5-16	0/0	1	0/0
2008	10/1	16	11	5	6.5-32	2.5-19	0/0	0	0/0
2009	8/5	22	11	11	4.0-26	1.5-14	0/0	0	0/0
Totals	31/6	54	30	24	14.5-81	5.5-49	0/0	1	0/0

CARTER'S CAREER GAME HIGH STATS

	No.	Opponent	Date
Tackles	5	Kentucky	10/17/09
Tackles for loss	3.0	UT Martin	11/8/08
Sacks	1.0	4x (last vs. Arkansas)	10/10/09

CARTER'S GAME-BY-GAME DEFENSIVE STATS

DATE	OPPONENT	TT	UT	AT	TFL-YDS	QBS-YDS
9/5/09	LOUISIANA TECH				DID NOT PLAY	
9/12/09	MISSISSIPPI STATE				DID NOT PLAY	
9/19/09	WEST VIRGINIA				DID NOT PLAY	
9/26/09	BALL STATE	3	2	1	0.0-0	0.0-0
10/3/09	at Tennessee	1	1	0	1.0-3	0.0-0
10/10/09	at Arkansas	1	1	0	1.0-8	1.0-8
10/17/09	* KENTUCKY	5	1	4	0.0-0	0.0-0
10/24/09	* at LSU	4	3	1	1.0-7	0.0-0
10/31/09	* OLE MISS	2	1	1	0.5-6	0.5-6
11/7/09	* FURMAN	2	0	2	0.5-2	0.0-0
11/14/09	* at Georgia	4	2	2	0.0-0	0.0-0
11/27/09	ALABAMA					



**NEIL
CAUDLE** #19
QB

6-3 · 200 · Jr. · SQ
Hoover, Ala. (Spain Park)
Building Science

2009 — Saw limited play in season opener vs. Louisiana Tech ... Had a pair of pass attempts wiped out by penalty vs. Mississippi State in limited action ... Against Ball State, hit 2-of-3 passes for 19 yards and scored on a 52-yard run in fourth quarter ... Threw first-career TD pass, a 1-yarder to Philip Lutzenkirchen, vs. LSU ... Hit 3-of-5 passes for 34 yards overall vs. LSU with a career-long completion of 17 yards, also to Lutzenkirchen ... Started second half vs. Furman and set career-highs in completions and attempts going 10-of-12 and in yardage, throwing for 117 yards ... Led Tigers on three scoring drives vs. Furman.

CAUDLE'S CAREER PASSING STATS

YEAR	G/GS	CMP	ATT	PCT	YDS	INT	TD	LP/OPPONENT
2007	1/0	0	3	.000	--	1	--	--
2008	2/0	4	5	80.0	32	0	--	16/UT Martin
2009	5/0	15	20	75.0	170	1	1	22/Furman
Totals	8/0	19	28	67.9	202	2	1	22/Furman

CAUDLE'S GAME-BY-GAME PASSING STATS

DATE	OPPONENT	CMP	ATT	YDS	INT	TD	TD Pass
9/5/09	LOUISIANA TECH	0	0	0	0	0	--
9/12/09	MISSISSIPPI STATE	0	0	0	0	0	--
9/19/09	WEST VIRGINIA						
9/26/09	BALL STATE	2	3	19	1	0	--
10/3/09	at Tennessee						
10/10/09	at Arkansas						
10/17/09	KENTUCKY						
10/24/09	at LSU	3	5	34	0	1	1
10/31/09	OLE MISS						
11/7/09	FURMAN	10	12	117	0	0	--
11/14/09	at Georgia						
11/27/09	ALABAMA						



**ZACH
CLAYTON** #98
DL

6-3 · 281 · Jr. · 2L
Opelika, Ala. (Opelika)
Finance

2009 — Did not play in season opener vs. Louisiana Tech ... Recorded three tackles in first game of season vs. Mississippi State ... Had one solo tackle vs. West Virginia ... Against Ball State, had one TFL (minus 5 yards) to go with two total tackles ... Missed three games due to injury ... Returned vs. LSU, but saw limited action before leaving game in first half with injury ... Missed Ole Miss and Furman games with injury ... Saw limited time vs. Georgia but did not record a tackle.

CLAYTON'S CAREER DEFENSIVE STATS

YEAR	G/GS	TT	UT	AT	TFL-YDS	QBS-YDS	FF/FR	PD	I/YDS
2007	10/0	8	4	4	0.5-2	0.0-0	0/0	0	0-0
2008	11/1	22	16	6	7.5-40	4.5-35	0/0	0	0-0
2009	5/0	6	3	3	1.0-5	0.0-0	0/0	0	0-0
Totals	26/1	36	23	13	9.0-47	4.5-35	0/0	0	0/0

CLAYTON'S GAME-BY-GAME DEFENSIVE STATS

DATE	OPPONENT	TT	UT	AT	TFL-YDS	QBS-YDS
9/5/09	LOUISIANA TECH				DID NOT PLAY	
9/12/09	MISSISSIPPI STATE	3	1	2	0.0-0	0.0-0
9/19/09	WEST VIRGINIA	1	1	0	0.0-0	0.0-0
9/26/09	BALL STATE	2	1	1	1.0-5	0.0-0
10/3/09	at Tennessee				DID NOT PLAY	
10/10/09	at Arkansas				DID NOT PLAY	
10/17/09	KENTUCKY				DID NOT PLAY	
10/24/09	at LSU	0	0	0	0.0-0	0.0-0
10/31/09	OLE MISS				DID NOT PLAY	
11/7/09	FURMAN				DID NOT PLAY	
11/14/09	at Georgia	0	0	0	0.0-0	0.0-0
11/27/09	ALABAMA					

The Players



**ANTONIO
COLEMAN** #52
DE

6-3 · 261 · Sr. · 3L
Mobile, Ala. (Williamson)
Graduate

CAREER — Has started 22 of the last 22 games played (missed UT Martin game in '08 due to injury) ... Has two touchdown returns, one fumble (vs. Kansas State 9/1/07) and one interception (vs. Miss. State 9/12/09) ... Third in career sacks with with 22.0 ... Needs 4.0 sacks to tie Quentin Groves (2004-07) and Gerald Robinson (1982-85) for first in AU history with 26.0 sacks.

2009 — Named to Rotary Lombardi Defensive Lineman Award watch list, Chuck Bednarik Defensive Player of the Year Award watch list, Ted Hendricks Defensive End of the Year watch list and Lowe's Senior CLASS Award watch list ... Leads SEC/33rd in NCAA in sacks, 7.5 ... Leads SEC/28th in NCAA in TFLs, 13.5 ... Phil Steele's Third-Team Midseason All-America and First-Team Midseason All-SEC ... SEC Defensive Lineman of the Week (11/2) ... Recorded 2.5 TFLs with 1.0 sack and seven total tackles in season opener vs. Louisiana Tech ... Against Mississippi State, scored on 20-yard INT return to give AU a 14-0 lead ... INT was first of career ... Also had three tackles vs. Mississippi State ... Finished with 1.0 sack (minus 2 yards), 1.5 TFLs (minus 5 yards), one recovered fumble and one QB hurry to go with six total tackles vs. West Virginia ... Against Ball State, had half a sack (minus 3 yards), one pass break-up, one QB hurry to go with three total tackles ... Did not record a tackle vs. UT, snapping streak of 18 consecutive games with at least one tackle ... Against Kentucky, broke up a pass, had half a TFL and five total stops ... Against LSU, registered 2.0 TFLs (minus 7 yards), 1.0 sacks (minus 6 yards) and six total tackles ... Tied career-high with 2.0 sacks (minus 11 yards) and 4.0 TFLs (minus 15 yards) vs. Ole Miss ... Also blocked PAT attempt, forced a fumble, broke up one pass and recorded four QB hurries vs. Rebels ... In one half of play vs. Furman, had a sack (minus 14 yards), 1.5 TFLs (minus 16 yards), a pass break-up, one QB hurry and two tackles ... Against Georgia, finished with a sack (minus 6 yards), a pass break-up and four total tackles ... Has 5.0 sacks in last four games.

COLEMAN'S CAREER DEFENSIVE STATS

YEAR	G/GS	TT	UT	AT	TFL-YDS	QBS-YDS	FF/FR	PD	I/YDS
2006	13/0	18	14	4	1.0-3	0.0-0	0/0	0	0/0
2007	13/8	38	29	9	18.5-84	8.5-54	1/1	3	0/0
2008	11/11	46	29	17	10.5-43	1.0-33	1/0	1	0/0
2009	11/11	41	18	23	13.5-62	7.5-49	1/1	4	1/20
Totals	48/30	143	90	53	43.5-192	22.0-136	3/2	8	1/20

COLEMAN'S CAREER GAME HIGH STATS

	No.	Opponent	Date
Tackles	8	Georgia	11/10/07
Tackles for loss	4.0	2x (last vs. Ole Miss)	10/31/09
Sacks	2.0	2x (last vs. Ole Miss)	10/31/09

COLEMAN'S GAME-BY-GAME DEFENSIVE STATS


DATE	OPPONENT	TT	UT	AT	TFL-YDS	QBS-YDS
9/5/09	* LOUISIANA TECH	7	4	3	2.5-10	1.0-7
9/12/09	* MISSISSIPPI STATE	3	0	3	0.0-0	0.0-0
9/19/09	* WEST VIRGINIA	6	3	3	1.5-5	1.0-2
9/26/09	* BALL STATE	3	1	2	0.5-3	0.5-3
10/3/09	* at Tennessee	0	0	0	0.0-0	0.0-0
10/10/09	* at Arkansas	0	0	0	0.0-0	0.0-0
10/17/09	* KENTUCKY	5	2	3	0.5-0	0.0-0
10/24/09	* at LSU	6	1	5	2.0-7	1.0-6
10/31/09	* OLE MISS	5	4	1	4.0-15	2.0-11
11/7/09	* FURMAN	2	1	1	1.5-16	1.0-14
11/14/09	* at Georgia	4	2	2	1.0-6	1.0-6
11/27/09	ALABAMA					



**JARED
COOPER** #79
OL

6-4 · 3295 · So. · SQ
Brewton, Ala. (W.S. Neal)
History in Education

2009 — Has seen playing time in every game on special teams ... Had four knock-down blocks in extended playing time vs. Furman.



**CLAYTON
CROFOOT** #96
DS

6-6 · 191 · Sr. · 7L
Orlando, Fla. (The First Academy)
Supply Chain Management-Business

CAREER — Awarded scholarship by coaching staff.

2009 — Holder on all field goal and PAT's.



**CLINTON
DURST** #97
P

6-1 · 191 · Sr. · 7L
Destin, Fla. (Ft. Walton Beach)
Marketing-Business

CAREER — Awarded scholarship by coaching staff during 2009 fall camp.

2009 — Eighth in SEC/62nd in NCAA in punting, 40.8 ypp ... Phil Steele's Third-Team Midseason All-SEC ... Averaged 41.0 yards on two punts in season opener vs. Louisiana Tech ... Put one punt inside the 20-yard line vs. Tech ... Against Mississippi State, punted four times for 36.0 yard average and put two punts inside 20-yard line ... Averaged 44.0 yards on five punts vs. West Virginia with a long of 50 yards ... Against Ball State, punted twice for 43.5 ypp average ... Averaged 43.6 ypp on five attempts vs. Tennessee ... Pinned two punts inside 20-yard line vs. UT ... Had season long punt of 52 yards vs. UT ... Against Arkansas, averaged 39.0 yards on seven punts with a long of 52 yards ... Punted seven times against Kentucky for a 35.7 average, including a season-long punt of 54 yards ... Put one punt inside the 20-yard line vs. UK ... Against LSU, punted seven times for a 39.7 yard average ... Equaled career-best with 58-yard punt vs. LSU and pinned three punts inside the 20-yard line ... Against Ole Miss, pinned two punts inside the 20-yard line and averaged 42.0 yards on six punts ... Had long punt of 55 yards vs. Rebels ... Against Furman, averaged 45.5 yards on two punts and pinned one inside the 20-yard line ... Had strong showing vs. Georgia, pinning three punts inside the 20-yard line, with two landing inside the 5-yard line ... Averaged 48.0 ypp vs. UGA with a long of 54 yards ... Has at least one punt of 50 yards or more in eight of 11 games.

DURST'S CAREER PUNTING STATS

YEAR	G	NO	YDS	AVG	IN20	LP/OPPONENT
2008	11	70	2947	42.1	18	58/Louisiana-Monroe
2009	11	50	2039	40.8	16	58/LSU
Totals	22	120	4986	41.6	34	58/LSU

The Players

DURST'S CAREER GAME HIGH STATS

	No.	Opponent	Date
Punts	9	3x (last at Alabama)	11/29/08
IN 20	4	Louisiana-Monroe	8/30/08

DURST'S GAME-BY-GAME PUNTING STATS

DATE	OPPONENT	NO	YDS	AVG	IN20	Long
9/5/09	LOUISIANA TECH	2	82	41.0	1	47
9/12/09	MISSISSIPPI STATE	4	144	36.0	2	45
9/19/09	WEST VIRGINIA	5	220	44.0	1	50
9/26/09	BALL STATE	2	87	43.5	0	50
10/3/09	at Tennessee	5	218	43.6	2	52
10/10/09	at Arkansas	7	273	39.0	0	52
10/17/09	KENTUCKY	7	250	35.7	1	54
10/24/09	at LSU	7	278	39.7	3	58
10/31/09	OLE MISS	6	252	42.0	2	55
11/7/09	FURMAN	2	91	45.5	1	49
11/14/09	at Georgia	3	144	48.0	3	54
11/27/09	ALABAMA					

ETHERIDGE'S CAREER DEFENSIVE STATS

YEAR	G/GS	TT	UT	AT	TFL-YDS	QBS-YDS	FF/FR	PD	INT-YDS
2006	3/0	0	0	0	0.0-0	0.0-0	0/0	0	0-0
2007	12/12	65	39	26	1.5-7	0.5-6	2/1	5	0-0
2008	12/12	74	38	36	1.5-6	0.0-0	0/0	3	1-0
2009	9/9	52	36	16	3.5-11	0.0-0	2/1	1	0-0
Totals	36/33	192	113	78	6.5-24	0.5-6	4/2	9	1-0

ETHERIDGE'S CAREER GAME HIGH STATS

	No.	Opponent	Date
Tackles	11	vs. Alabama	11/29/08
Interceptions	1	vs. Southern Miss	9/06/08


ETHERIDGE'S GAME-BY-GAME DEFENSIVE STATS

DATE	OPPONENT	TT	UT	AT	PD	INT-YDS
9/5/09	* LOUISIANA TECH	8	6	2	0	0-0
9/12/09	* MISSISSIPPI STATE	8	6	2	0	0-0
9/19/09	* WEST VIRGINIA	3	1	2	0	0-0
9/26/09	* BALL STATE	3	1	2	0	0-0
10/3/09	* at Tennessee	6	5	1	0	0-0
10/10/09	* at Arkansas	7	7	0	1	0-0
10/17/09	* KENTUCKY	7	5	2	0	0-0
10/24/09	* at LSU	7	3	4	0	0-0
10/31/09	* OLE MISS	3	1	2	0	0-0
11/7/09	FURMAN					DID NOT PLAY
11/14/09	at Georgia					DID NOT PLAY
11/27/09	ALABAMA					



BART #53
EDDINS OL
 6-4 · 297 · Jr. · 2L
 Montgomery, Ala. (Trinity Presbyterian)
 Agriculture Economics

2009 — Saw playing time in season opener vs. Louisiana Tech and SEC opener vs. Mississippi State ... Had one knockdown block vs. Mississippi State ... Totaled two knockdown blocks vs. Ball State ... In first career start, totaled a team-high eight knockdown blocks against Tennessee ... Had one knockdown block in limited duty vs. Furman ... Is part of line that has allowed 15 sacks in 304 pass attempts this season.



ZAC #4
ETHERIDGE SS
 6-0 · 212 · Jr. · 2L
 Troy, Ala. (Charles Henderson)
 Public Administration

CAREER — Started 33 consecutive games before suffering season-ending neck injury vs. Ole Miss.

2009 — At time of injury, was 35th in SEC in Tackles Per Game, 5.8 tpg ... Tied for team lead with eight tackles in season opener vs. Louisiana Tech ... Six tackles were solo ... Also had one QBH and half a TFL (minus 2 yards) ... Tied for team lead with eight tackles, six solo, vs. Mississippi State ... Recorded 1.0 TFL for minus 7 yards to go with three total tackles vs. West Virginia ... Against Ball State, forced and recovered fumble to go with three total tackles ... Tallied six tackles, with five solo stops, in win over Tennessee ... Broke up one pass and registered seven tackles, all solo, vs. Arkansas ... Against Kentucky, totaled seven tackles, five solo, with career-best 1.5 TFLs ... Against LSU, forced one fumble, had half a TFL (minus 1 yard) and totaled seven tackles ... Totaled three tackles vs. Ole Miss before leaving with injury ... Of 52 total tackles this season, 36 were solo.



JONATHAN #35
EVANS LB
 5-11 · 207 · Fr. · HS
 Prichard, Ala. (Mattie T. Blount)
 Undecided

2009 — Recorded one assisted tackle in first collegiate action vs. Louisiana Tech ... Also had one tackle in SEC opener vs. Mississippi State ... Against Ball State, totaled two solo tackles ... Had a pair of solo stops in win over Tennessee ... Totaled two tackles, both solo, against Arkansas ... Had one tackle vs. Kentucky and against LSU ... Recorded one solo tackle vs. Ole Miss ... Against Furman, finished with season-high five tackles, all solo ... Against Georgia, had half a TFL (first of career) to go with four total tackles ... TFL was for minus 1 yard.

EVANS' CAREER DEFENSIVE STATS

YEAR	G/GS	TT	UT	AT	TFL-YDS	QBS-YDS	FF/FR	PD	I/YDS
2009	11/0	20	14	6	0.5-1	0.0-0	0/0	0	0/0

EVANS' GAME-BY-GAME DEFENSIVE STATS

DATE	OPPONENT	TT	UT	AT	TFL-YDS	QBS-YDS
9/5/09	LOUISIANA TECH	1	0	1	0.0-0	0.0-0
9/12/09	MISSISSIPPI STATE	1	0	1	0.0-0	0.0-0
9/19/09	WEST VIRGINIA	0	0	0	0.0-0	0.0-0
9/26/09	BALL STATE	2	2	0	0.0-0	0.0-0
10/3/09	at Tennessee	2	2	0	0.0-0	0.0-0
10/10/09	at Arkansas	2	2	0	0.0-0	0.0-0
10/17/09	KENTUCKY	1	0	1	0.0-0	0.0-0
10/24/09	at LSU	1	0	1	0.0-0	0.0-0
10/31/09	OLE MISS	1	1	0	0.0-0	0.0-0
11/7/09	FURMAN	5	5	0	0.0-0	0.0-0
11/14/09	at Georgia	4	2	2	0.5-1	0.0-0
11/27/09	ALABAMA					

The Players



MARIO FANNIN #27
RB
 5-11 · 225 · Jr. · 2L
 Hampton, Ga. (Lovejoy)
 Undecided

2009 — Started and set career highs in receptions, eight, and receiving yards, 82, in season opener vs. Louisiana Tech ... Led team in receiving yards and catches vs. Tech ... Rushed for 75 yards on nine carries in SEC opener vs. Mississippi State ... Scored on 82-yard TD catch vs. West Virginia ... The 82-yard catch was longest offensive play of career and tied game at 27-27 in third quarter ... Against Ball State, hauled in three passes for 55 yards including 36-yard TD catch in third quarter ... Led Tigers with six receptions against Tennessee ... Totaled 25 yards receiving vs. Vols ... Also had one 32-yard rushing vs. UT ... Had two catches against Arkansas ... Against Kentucky, caught two passes for 9 yards ... Second on team with 56 yards rushing vs. LSU ... Against Ole Miss, rushed six times for 35 yards and caught three passes for 35 yards ... Led Tigers with 133 all-purpose yards vs. Furman ... Had 38 yards receiving on two grabs, including a 24-yard TD catch and 60 yards rushing on six attempts ... Also netted 35 kickoff return yards vs. Paladin ... Tied for team-high with six catches vs. Georgia ... Six grabs went for 55 yards with a long of 24 ... *Has caught a pass in 13 consecutive games dating back to last season ... Current streak began vs. UGA (11/15/08).*

FANNIN'S CAREER RUSHING STATS

YEAR	G/GS	NO	YDS	AVG	TD	LP/OPPONENT
2006	3/0	0	0	0.0	0	--
2007	13/2	84	448	5.3	5	67/New Mexico State
2008	12/3	54	238	4.4	1	35/Georgia
2009	11/6	31	255	8.2	0	32/Tennessee
Totals	39/11	169	943	5.6	6	67/New Mexico State

FANNIN'S CAREER KOR STATS

YEAR	G	NO	YDS	AVG	TD	LP/OPPONENT
2006	3/0	0	0	0.0	0	--
2007	13/2	19	399	21.0	0	40/Mississippi State
2008	12/3	11	248	22.5	0	69/West Virginia
2009	11/6	13	283	21.8	0	35/Furman
Totals	39/11	43	930	21.6	0	69/West Virginia

FANNIN'S CAREER RECEIVING STATS

YEAR	G/GS	NO	YDS	AVG	TD	LP/OPPONENT
2006	3/0	0	0	0.0	0	--
2007	13/2	18	176	9.8	2	22/Clemson
2008	12/3	20	223	11.2	2	52/Georgia
2009	11/6	35	383	10.9	3	82/West Virginia
Totals	39/11	73	782	10.7	7	82/West Virginia

FANNIN'S CAREER GAME HIGH STATS

	No.	Opponent	Date
Rush Attempts	15	New Mexico State	9/22/07
Rush Yards	103	New Mexico State	9/22/07
Rush TDs	3	New Mexico State	9/22/07
Receptions	8	Louisiana Tech	9/5/09
Rec. Yards	82	2x (last vs. West Virginia)	9/19/09
Kickoff Returns	5	Mississippi State	9/15/07
Kick Ret. Yds.	110	Mississippi State	9/15/07

FANNIN'S GAME-BY-GAME TOTAL OFFENSE STATS

DATE	OPPONENT	REC - TDs	PASS - TDs	RUSH - TDs	TOTAL - TDs
9/5/09	* LOUISIANA TECH	82 - 0	0 - 0	0 - 0	82 - 0
9/12/09	MISSISSIPPI STATE	3 - 0	0 - 0	75 - 0	78 - 0
9/19/09	WEST VIRGINIA	82 - 1	0 - 0	0 - 0	82 - 1
9/26/09	* BALL STATE	55 - 1	0 - 0	0 - 0	55 - 1
10/3/09	* at Tennessee	25 - 0	0 - 0	32 - 0	57 - 0
10/10/09	at Arkansas	-1 - 0	0 - 0	0 - 0	-1 - 0
10/17/09	KENTUCKY	9 - 0	0 - 0	-1 - 0	8 - 0
10/24/09	* at LSU	0 - 0	0 - 0	56 - 0	56 - 0
10/31/09	* OLE MISS	35 - 0	0 - 0	35 - 0	70 - 0
11/7/09	* FURMAN	38 - 1	0 - 0	60 - 0	98 - 1
11/14/09	at Georgia	55 - 0	0 - 0	0 - 0	55 - 0
11/27/09	ALABAMA				

FANNIN'S GAME-BY-GAME RECEIVING STATS

DATE	OPPONENT	REC	YDS	AVG	TD	TD REC
9/5/09	* LOUISIANA TECH	8	82	10.3	0	--
9/12/09	MISSISSIPPI STATE	1	3	3.0	0	--
9/19/09	WEST VIRGINIA	1	82	82.0	1	82
9/26/09	* BALL STATE	3	55	18.3	1	36
10/3/09	* at Tennessee	6	25	4.2	0	--
10/10/09	at Arkansas	2	-1	-0.5	0	--
10/17/09	KENTUCKY	2	9	4.5	0	--
10/24/09	* at LSU	1	0	0.0	0	--
10/31/09	* OLE MISS	3	35	11.7	0	--
11/7/09	* FURMAN	2	38	19.0	1	24
11/14/09	at Georgia	6	55	9.2	0	--
11/27/09	ALABAMA					



NICK FAIRLEY #90
DL
 6-5 · 293 · So. · JC
 Mobile, Ala. (Copiah-Lincoln CC)
 Undecided

2009 — Started first career game in season opener vs. Louisiana Tech ... Recorded five tackles with half a TFL, one fumble recovery and two QBH ... Had half a TFL (minus 3 yards), two QB hurries and three total tackles vs. West Virginia ... Recorded one tackle vs. Ball State ... Recorded first blocked PAT of career in win over Tennessee ... Block came on UT's first score near the end of the first half and gave Auburn a 13-6 edge ... Posted three tackles, with one solo, vs. Arkansas ... Registered a TFL (minus 2 yards) as only tackle vs. Kentucky ... Had one tackle vs. LSU ... Picked up one assisted tackle vs. Ole Miss ... Logged one tackle vs. Furman ... Had strong showing vs. Georgia, recording first career sack, 1.0 for minus 14 yards, and finished with two total tackles.

FAIRLEY'S CAREER DEFENSIVE STATS

YEAR	G/GS	TT	UT	AT	TFL-YDS	QBS-YDS	FF/FR	PD	I/YDS
2009	11/1	19	9	10	3.0-19	1.0-14	0/1	0	0/0

FAIRLEY'S GAME-BY-GAME DEFENSIVE STATS

DATE	OPPONENT	TT	UT	AT	TFL-YDS	QBS-YDS
9/5/09	* LOUISIANA TECH	5	2	3	0.5-0	0.0-0
9/12/09	MISSISSIPPI STATE	0	0	0	0.0-0	0.0-0
9/19/09	WEST VIRGINIA	3	1	2	0.5-3	0.0-0
9/26/09	BALL STATE	1	1	0	0.0-0	0.0-0
10/3/09	at Tennessee	1	0	1	0.0-0	0.0-0
10/10/09	at Arkansas	3	1	2	0.0-0	0.0-0
10/17/09	KENTUCKY	1	1	0	1.0-2	0.0-0
10/24/09	at LSU	1	0	1	0.0-0	0.0-0
10/31/09	OLE MISS	1	0	1	0.0-0	0.0-0
11/7/09	FURMAN	1	1	0	0.0-0	0.0-0
11/14/09	at Georgia	2	2	0	1.0-14	1.0-14
11/27/09	ALABAMA					

The Players



DEE FORD #95 DE
 6-4 · 214 · Fr. · HS
 Odenville, Ala. (St. Clair County)
 Undecided

2009 — In first collegiate game, recorded one tackle with two QBH ... Had one tackle, solo, and one QB hurry in limited snaps vs. Mississippi State ... Had one QB hurry vs. West Virginia ... Against Ball State, had season highs with four tackles with one sack (minus 10 yards) and half a TFL (minus 1 yard) with one QB hurry ... Registered two tackles against Arkansas ... Saw playing time but did not record a tackle vs. LSU and Ole Miss ... Matched season-high with four tackles vs. Furman and added 1.0 TFL for minus 6 yards and a pair of QB hurries ... Also recorded first-career INT, picking off a deflected pass vs. Paladín ... Saw playing time vs. Georgia, but did not register a tackle.

FORD'S CAREER DEFENSIVE STATS

YEAR	G/GS	TT	UT	AT	TFL-YDS	QBS-YDS	FF/FR	PD	I/YDS
2009	11/0	12	6	6	2.5-17	1.0-10	0/0	0	1/3

FORD'S GAME-BY-GAME DEFENSIVE STATS

DATE	OPPONENT	TT	UT	AT	TFL-YDS	QBS-YDS
9/5/09	LOUISIANA TECH	1	0	1	0.0-0	0.0-0
9/12/09	MISSISSIPPI STATE	1	1	0	0.0-0	0.0-0
9/19/09	WEST VIRGINIA	0	0	0	0.0-0	0.0-0
9/26/09	BALL STATE	4	1	3	1.5-11	1.0-10
10/3/09	at Tennessee	0	0	0	0.0-0	0.0-0
10/10/09	at Arkansas	2	1	1	0.0-0	0.0-0
10/17/09	KENTUCKY	0	0	0	0.0-0	0.0-0
10/24/09	at LSU	0	0	0	0.0-0	0.0-0
10/31/09	OLE MISS	0	0	0	0.0-0	0.0-0
11/7/09	FURMAN	4	3	1	1.0-6	0.0-0
11/14/09	at Georgia	0	0	0	0.0-0	0.0-0
11/27/09	ALABAMA					



ELTORO FREEMAN #21 LB
 5-11 · 219 · So. · JC
 Alexander City, Ala. (Miss. Gulf Coast CC)
 Philosophy

SPRING 2009 — Participated in spring drills at Auburn after enrolling in January.


2009 — Did not play in season opener vs. Louisiana Tech ... In first collegiate action, recorded six tackles vs. Mississippi State ... Earned first career start vs. West Virginia and had one solo tackle ... Started vs. LSU and recorded season-high 12 tackles with a sack (minus 10 yards) and 2.0 TFLs (minus 12 yards), both first of AU career ... Tied for team high with nine tackles vs. Ole Miss ... Six of nine tackles vs. Rebels were solo ... Also had one QB hurry vs. Rebels ... Started vs. Furman, but did not record a tackle in limited snaps ... Totaled a pair of tackles vs. Georgia before leaving in first half with injury.

FREEMAN'S CAREER DEFENSIVE STATS

YEAR	G/GS	TT	UT	AT	TFL-YDS	QBS-YDS	FF/FR	PD	I/YDS
2009	9/7	30	14	16	2.0-12	1.0-10	0/0	0	0/0

FREEMAN'S GAME-BY-GAME DEFENSIVE STATS

DATE	OPPONENT	TT	UT	AT	TFL-YDS	QBS-YDS
9/5/09	LOUISIANA TECH				DID NOT PLAY	
9/12/09	MISSISSIPPI STATE	6	2	4	0.0-0	0.0-0
9/19/09	* WEST VIRGINIA	1	1	0	0.0-0	0.0-0
9/26/09	* BALL STATE	0	0	0	0.0-0	0.0-0
10/3/09	* at Tennessee	0	0	0	0.0-0	0.0-0
10/10/09	at Arkansas				DID NOT PLAY	
10/17/09	KENTUCKY	0	0	0	0.0-0	0.0-0
10/24/09	* at LSU	12	5	7	2.0-12	1.0-10
10/31/09	* OLE MISS	9	6	3	0.0-0	0.0-0
11/7/09	* FURMAN	0	0	0	0.0-0	0.0-0
11/14/09	* at Georgia	2	0	2	0.0-0	0.0-0
11/27/09	ALABAMA					



MICHAEL GOGGANS #49 DE
 6-3 · 264 · Jr. · 2L
 Alexander City, Ala. (Benjamin Russell)
 Public Administration

Career — Had streak of 18 consecutive starts snapped vs. Kentucky.

2009 — Started season opener vs. Louisiana Tech, recording two total tackles with one QBH ... Against Mississippi State, had a solo sack (minus 2 yards) to go with four tackles, one pass break-up and one QB hurry ... Sack was first since 2007 (Vanderbilt) ... Picked up three tackles, two solo, vs. West Virginia ... Against Ball State, broke up one pass and totaled four tackles ... Had one TFL (minus 3 yards) and two total tackles against Tennessee ... Registered half a TFL (minus 1 yard) with a QB hurry and two tackles vs. Arkansas ... Had one tackle vs. Kentucky ... Against LSU, had a QB hurry and a pair of tackles ... Played, but did not record a tackle vs. Ole Miss ... Recorded a solo tackle in limited action vs. Furman ... Saw playing time vs. Georgia but did not record a tackle.

GOGGAN'S CAREER DEFENSIVE STATS

YEAR	G/GS	TT	UT	AT	TFL-YDS	QBS-YDS	FF/FR	PD	I/YDS
2007	12/0	9	4	5	2.0-3	1.0-2	0/1	0	0-0
2008	12/12	27	16	11	4.0-12	0.0-0	0/1	0	0-0
2009	11/6	21	9	12	2.5-6	1.0-2	0/0	1	0-0
Totals	35/18	57	29	28	8.5-21	2.0-3	0/2	1	0-0

GOGGAN'S CAREER GAME HIGH STATS

	No.	Opponent	Date
Tackles	6	vs. Alabama	11/29/08
Tackles for loss	2.0	2x, (last vs. Arkansas)	11/29/08
Sacks	1.0	2x (last vs. Mississippi State)	9/12/09

GOGGAN'S GAME-BY-GAME DEFENSIVE STATS

DATE	OPPONENT	TT	UT	AT	TFL-YDS	QBS-YDS
9/5/09	* LOUISIANA TECH	2	1	1	0.0-0	0.0-0
9/12/09	* MISSISSIPPI STATE	4	1	3	1.0-2	1.0-2
9/19/09	* WEST VIRGINIA	3	2	1	0.0-0	0.0-0
9/26/09	* BALL STATE	4	2	2	0.0-0	0.0-0
10/3/09	* at Tennessee	2	1	1	1.0-3	0.0-0
10/10/09	* at Arkansas	2	0	2	0.5-1	0.0-0
10/17/09	KENTUCKY	1	1	0	0.0-1	0.0-1
10/24/09	at LSU	2	0	2	0.0-0	0.0-0
10/31/09	OLE MISS	0	0	0	0.0-0	0.0-0
11/7/09	FURMAN	1	1	0	0.0-0	0.0-0
11/14/09	at Georgia	0	0	0	0.0-0	0.0-0
11/27/09	ALABAMA					

The Players



ANTHONY #84

GULLEY WR

5-9 · 176 · Fr. · HS
Brantley, Ala. (Brantley)
Undecided

2009 — Saw game time, returning one punt, in season opener vs. Louisiana Tech ... Returned two punts for 24 yards with a long of 17 yards vs. West Virginia ... Fielded a pair of punts and returned one kickoff for 24 yards vs. Ball State ... Saw time vs. LSU ... Against Furman, led all rushers with 77 yards on five carries and scored a pair of TD's, the first from 13 yards out and the second from 50 yards out ... Saw playing time vs. Georgia but did not have a reception.

GULLEY'S CAREER RECEIVING STATS

YEAR	G/GS	NO	YDS	AVG	TD	LP/OPPONENT
2009	7/0	0	0	0.0	0	--

GULLEY'S GAME-BY-GAME RECEIVING STATS

DATE	OPPONENT	REC	YDS	AVG	TD	TD REC
9/5/09	LOUISIANA TECH	0	0	0.0	0	--
9/12/09	MISSISSIPPI STATE	0	0	0.0	0	--
9/19/09	WEST VIRGINIA	0	0	0.0	0	--
9/26/09	BALL STATE	0	0	0.0	0	--
10/3/09	at Tennessee	0	0	0.0	0	--
10/10/09	at Arkansas			DID NOT PLAY		
10/17/09	KENTUCKY			DID NOT PLAY		
10/24/09	at LSU	0	0	0.0	0	--
10/31/09	OLE MISS			DID NOT PLAY		
11/7/09	FURMAN	0	0	0.0	0	--
11/14/09	at Georgia	0	0	0.0	0	--
11/27/09	ALABAMA					



TIM #13

HAWTHORNE WR

6-3 · 212 · Jr. · 2L
Birmingham, Ala. (Homewood)
Public Administration

2009 — Started vs. West Virginia but did not record a catch in first playing time of season (injury) ... Has played in nine games ... Logged first catch of season vs. Furman, a 3-yard grab.

HAWTHORNE'S CAREER RECEIVING STATS

YEAR	G/GS	NO	YDS	AVG	TD	LP/OPPONENT
2007	13/3	4	47	11.8	0	8/New Mexico State
2008	12/1	8	203	25.4	0	58/LSU
2009	9/1	1	3	3.0	0	3/Furman
Totals	34/5	13	253	20.8	0	58/LSU

HAWTHORNE'S CAREER GAME HIGH STATS

	No.	Opponent	Date
Receptions	2	LSU	9/20/08
Rec. Yards	87	LSU	9/20/08

HAWTHORNE'S GAME-BY-GAME RECEIVING STATS

DATE	OPPONENT	REC	YDS	AVG	TD	TD REC
9/5/09	LOUISIANA TECH			DID NOT PLAY		
9/12/09	MISSISSIPPI STATE			DID NOT PLAY		
9/19/09	* WEST VIRGINIA	0	0	0.0	0	--
9/26/09	BALL STATE	0	0	0.0	0	--
10/3/09	at Tennessee	0	0	0.0	0	--
10/10/09	at Arkansas	0	0	0.0	0	--
10/17/09	KENTUCKY	0	0	0.0	0	--
10/24/09	at LSU	0	0	0.0	0	--
10/31/09	OLE MISS	0	0	0.0	0	--
11/7/09	FURMAN	1	3	3.0	0	--
11/14/09	at Georgia	0	0	0.0	0	--
11/27/09	ALABAMA					



ADAM #31

HERRING LB

6-1 · 216 · So. · 1L
Springdale, Ark. (Shiloh Christian)
Business Management

2009 — Earned first career start in season opener vs. Louisiana Tech, recording two solo tackles ... Picked up half a TFL (minus 1 yard) and four total tackles vs. Mississippi State ... Recorded one solo tackle vs. West Virginia ... Played, but did not register a tackle vs. Ball State ... Started and recorded a pair of solo tackles vs. Arkansas ... Totaled three tackles vs. Kentucky ... Did not play vs. LSU ... Saw playing time vs. Ole Miss but did not register a tackle ... Did not play vs. Furman or Georgia due to injury.

HERRING'S CAREER DEFENSIVE STATS

YEAR	G/GS	TT	UT	AT	TFL-YDS	QBS-YDS	FF/FR	PD	I/YDS
2008	11/0	2	1	1	0.0-0	0.0-0	0/0	0	0/0
2009	8/4	12	7	5	0.5-1	0.0-0	0/0	0	0/0
Totals	19/4	14	8	6	0.5-1	0.0-0	0/0	0	0/0

HERRING'S GAME-BY-GAME DEFENSIVE STATS

DATE	OPPONENT	TT	UT	AT	TFL-YDS	QBS-YDS
9/5/09	* LOUISIANA TECH	2	2	0	0.0-0	0.0-0
9/12/09	* MISSISSIPPI STATE	4	1	3	0.5-1	0.0-0
9/19/09	WEST VIRGINIA	1	1	0	0.0-0	0.0-0
9/26/09	BALL STATE	0	0	0	0.0-0	0.0-0
10/3/09	at Tennessee	0	0	0	0.0-0	0.0-0
10/10/09	* at Arkansas	2	2	0	0.0-0	0.0-0
10/17/09	* KENTUCKY	3	1	2	0.0-0	0.0-0
10/24/09	at LSU				DID NOT PLAY	
10/31/09	OLE MISS	0	0	0	0.0-0	0.0-0
11/7/09	FURMAN				DID NOT PLAY	
11/14/09	at Georgia				DID NOT PLAY	
11/27/09	ALABAMA					



D'ANTOINE #24

HOOD DB

5-10 · 187 · So. · 1L
Phenix City, Ala. (Central-Phenix HS)
Pre-Business

2009 — Saw first game action vs. Ball State and recorded three solo tackles ... Played, but did not record a tackle vs. Tennessee and Arkansas ... Had one tackle vs. Kentucky ... Played, but did not record a tackle vs. LSU ... Did not play vs. Ole Miss ... Saw playing time, but did not record a tackle vs. Furman ... Played but did not have a tackle vs. Georgia.

The Players

HOOD'S CAREER DEFENSIVE STATS

YEAR	G/GS	TT	UT	AT	TFL-YDS	QBS-YDS	FF/FR	PD	INT-YDS
2008	12/1	13	7	6	0.0-0	0.0-0	0/1	1	0-0
2009	7/0	4	3	1	0.0-0	0.0-0	0/0	0	0-0
Totals	19/1	17	10	7	0.0-0	0.0-0	0/1	1	0-0

HOOD'S GAME-BY-GAME DEFENSIVE STATS

DATE	OPPONENT	TT	UT	AT	PD	INT-YDS
9/5/09	LOUISIANA TECH					DID NOT PLAY
9/12/09	MISSISSIPPI STATE					DID NOT PLAY
9/19/09	WEST VIRGINIA					DID NOT PLAY
9/26/09	BALL STATE	3	3	0	0	0-0
10/3/09	at Tennessee	0	0	0	0	0-0
10/10/09	at Arkansas	0	0	0	0	0-0
10/17/09	KENTUCKY	1	0	1	0	0-0
10/24/09	at LSU	0	0	0	0	0-0
10/31/09	OLE MISS	0	0	0	0	0-0
11/7/09	FURMAN	0	0	0	0	0-0
11/14/09	at Georgia	0	0	0	0	0-0
11/27/09	ALABAMA					



MORGAN #37

HULL K

6-3 · 199 · Jr. · 1L
Decatur, Ala. (Austin)
Pre-Medicine

2009 — In season opener vs. Louisiana Tech, kicked off three times for a 66.7 yard average ... Against Mississippi State, kicked off seven times for 67.6 ypk average ... Kicked off eight times vs. West Virginia, averaging 63.9 ypk ... Had one touchback vs. WVA ... Against Ball State, averaged 59.8 yards on nine kickoffs ... On seven kickoffs vs. Tennessee, averaged 65.0 yards per kick ... Had one touchback and averaged 68.2 yards on four kickoffs vs. Arkansas ... Against Kentucky, kicked off three times for a 44.7 yard average ... Averaged 35.7 yards on three kickoffs vs. LSU ... Had one touchback and averaged 62.2 yards on six kickoffs vs. Ole Miss ... Set career high with 10 kickoffs vs. Furman ... Averaged 63.5 yards per kick vs. Paladin, with one touchback ... Averaged 56.8 yards on five kickoffs vs. Georgia.



BYRON #57

ISOM OL

6-3 · 291 · Jr. · 2L
Jonesboro, Ga. (Lovejoy)
Public Administration

2009 — Started at guard in season opener vs. Louisiana Tech and did not allow a sack in 27 pass attempts ... Also recorded three knockdown blocks vs. Tech ... Started against Mississippi State, did not allow a sack in 24 pass attempts ... Registered three knockdown blocks vs. Mississippi State ... Took every snap vs. West Virginia and registered five knockdown blocks ... Did not play vs. Ball State or Tennessee ... Tied with third-most knockdown blocks vs. Arkansas with seven ... Led Tigers with 5.5 knockdown blocks vs. Kentucky ... Led o-line and recorded season-high with 12 knockdown blocks on the road at LSU ... Recorded 6.5 knockdown blocks vs. Ole Miss ... In one half of play vs. Furman, tied for team high with eight knockdown blocks ... Has 50 knockdown blocks on season ... Part of o-line that has given up just 15 sacks in 304 pass attempts.



PHILIP #43

LUTZENKIRCHEN TE

6-4 · 262 · Fr. · HS
Marietta, Ga. (Lassiter)
Undecided

CAREER — T-8th in AU history in TD catches for a freshman with two ... Needs one scoring grab to move into tie for fifth with four other players.

2009 — Saw playing time but did not record a catch in season opener vs. Louisiana Tech ... Recorded first career catch, a 13-yard TD reception from Kodi Burns, vs. Mississippi State ... Played, but did not record a catch vs. West Virginia ... Caught 14-yard pass vs. Ball State ... Against LSU, caught two passes with one for season-long 17 yards and another for 1-yard TD ... Earned first career start and had one catch for season-long of 21 yards vs. Furman ... Played, but did not have a catch vs. Georgia.

LUTZENKIRCHEN'S CAREER RECEIVING STATS

YEAR	G/GS	NO	YDS	AVG	TD	LP/OPPONENT
2009	11/1	5	56	11.2	2	21/Furman

LUTZENKIRCHEN'S GAME-BY-GAME RECEIVING STATS

DATE	OPPONENT	REC	YDS	AVG	TD	TD REC
9/5/09	LOUISIANA TECH	0	0	0.0	0	--
9/12/09	MISSISSIPPI STATE	1	13	13.0	1	13
9/19/09	WEST VIRGINIA	0	0	0.0	0	--
9/26/09	BALL STATE	1	14	14.0	0	--
10/3/09	at Tennessee	0	0	0.0	0	--
10/10/09	at Arkansas	0	0	0.0	0	--
10/17/09	KENTUCKY	0	0	0.0	0	--
10/24/09	at LSU	2	18	9.0	1	1
10/31/09	OLE MISS	0	0	0.0	0	--
11/7/09	* FURMAN	1	21	21.0	0	--
11/14/09	at Georgia	0	0	0.0	0	--
11/27/09	ALABAMA					



ANDREW #75

McCAIN OT

6-6 · 299 · Sr. · 3L
Birmingham, Ala. (Briarwood Christian)
Health Services Administration

2009 — Earned first career start in season opener vs. Louisiana Tech ... Started at tackle and did not allow a sack in 27 pass attempts ... Talled three knockdown blocks vs. Tech ... Started at tackle vs. Mississippi State and did not allow a sack in 24 pass attempts ... Finished with six knockdown blocks, third most among linemen, vs. Mississippi State ... Had a pair of knockdown blocks vs. West Virginia ... Played every snap vs. Mountaineers ... Had one knockdown block vs. Tennessee ... Registered half a knockdown block vs. Arkansas ... Helped Tigers rush for 220 yards vs. Kentucky ... Had 2.5 knockdown blocks vs. UK ... Registered 2.5 knockdown blocks at LSU ... Picked up 5.5 knockdown blocks vs. Ole Miss, half a block shy of season-high of 6.0 ... Was in for just one half of play vs. Furman and totaled two knockdown blocks ... Has 25 knockdowns this season ... Is part of line that has allowed 15 sacks in 304 pass attempts this season.

The Players



ONTERIO #23

McCALEBB RB

5-10 · 164 · Fr. · HS
Fort Meade, Fla. (Hargrave Military Academy)
Liberal Arts



WALTER #6

McFADDEN DB

6-0 · 175 · Sr. · 3L
Pompano Beach, Fla. (Ely)
Graduate

Career — Became the first AU freshman to ever rush for 100 yards or more in his first two games ... Is just the fourth AU freshman to rush for 100 yards or more in any two consecutive games (Carnell Williams in 2001, Darrell Williams in 1989 and Ron O'Neal in 1981) ... T-10th in rushing yardage for a freshman in AU history ... Needs 140 yards rushing to move into tie for fifth with Tommie Agee (604 yards in 1983) ... Needs 36 yards to become sixth AU freshman to rush for 500 yards in a season.

2009 — 10th in SEC/98th in NCAA in rushing, 58.2 ypg ... Named SEC Freshman of the Week (9/7) ... Became first freshman RB since Bo Jackson (1982) to rush for 100 yards in a game with 148 yards in season opener vs. Louisiana Tech ... Also had one TD vs. Tech, scoring on a 3-yard run ... Also returned two kickoffs for 49 yards vs. Tech ... Started at TB vs. Mississippi State and recorded second consecutive 100-yard rushing effort, going for 114 yards on 16 carries ... Also returned four kickoffs for 81 yards vs. Mississippi State ... Rushed for 20 yards on eight carries vs. West Virginia ... Also returned two kickoffs for 32 yards, with long of 16 yards vs. WVA ... Against Ball State, led Tigers with 83 yards rushing on eight carries and scored from 1-yard out in second quarter ... Had season-long run of 62 yards to set up TD run ... Did not play in second half vs. Ball State due to injury ... Accumulated 204 all-purpose yards against Tennessee ... Rushed 13 times for 51 yards, hauled in a season-high with three receptions and 62 yards and piled up 91 kickoff return yards on a pair of returns ... Against Arkansas, scored on a 3-yard run and accounted for 42 total yards ... Against Kentucky, rushed for 22 yards on seven carries and caught one pass for 2 yards ... Saw limited time vs. LSU due to injury, rushing just three times for 3 yards ... Did not play vs. Ole Miss and Furman due to injury ... Started vs. Georgia, rushing 11 times for 60 yards with a long run of 20 yards.

MCCALEBB'S CAREER RUSHING STATS

YEAR	G/GS	NO	YDS	AVG	TD	LP/OPPONENT
2009	9/2	94	524	5.6	4	62/Ball State

MCCALEBB'S GAME-BY-GAME RUSHING STATS

DATE	OPPONENT	ATT	YDS	Avg.	TD	TD Runs
9/5/09	LOUISIANA TECH	22	148	6.7	1	3
9/12/09	* MISSISSIPPI STATE	16	114	7.1	1	48
9/19/09	WEST VIRGINIA	8	20	2.5	0	--
9/26/09	BALL STATE	8	83	10.4	1	1
10/3/09	at Tennessee	13	51	3.9	0	--
10/10/09	at Arkansas	6	23	3.8	1	3
10/17/09	KENTUCKY	7	22	3.1	0	--
10/24/09	at LSU	3	3	1.0	0	--
10/31/09	OLE MISS	DID NOT PLAY				
11/7/09	FURMAN	DID NOT PLAY				
11/14/09	* at Georgia	11	60	5.5	0	--
11/27/09	ALABAMA					

MCCALEBB'S GAME-BY-GAME ALL-PURPOSE YARDS

DATE	OPPONENT	REC - TDs	RUSH - TDs	KO - TDs	TOTAL - TDs
9/5/09	LOUISIANA TECH	0 - 0	148 - 1	49 - 0	197 - 1
9/12/09	* MISSISSIPPI STATE	0 - 0	114 - 1	81 - 0	195 - 1
9/19/09	WEST VIRGINIA	0 - 0	20 - 0	32 - 0	52 - 0
9/26/09	BALL STATE	-3 - 0	83 - 0	0 - 0	80 - 0
10/3/09	at Tennessee	62 - 0	51 - 0	91 - 0	204 - 0
10/10/09	at Arkansas	0 - 0	23 - 1	19 - 0	42 - 1
10/17/09	KENTUCKY	2 - 0	22 - 0	0 - 0	24 - 0
10/24/09	at LSU	0 - 0	3 - 0	0 - 0	3 - 0
10/31/09	OLE MISS	DID NOT PLAY			
11/7/09	FURMAN	DID NOT PLAY			
11/14/09	at Georgia	-3 - 0	60 - 0	0 - 0	57 - 0
11/27/09	ALABAMA				

Career — Has started 23 consecutive games.

2009 — T-6th in SEC/T-31st in NCAA in passes defended per game, 1.00 pg ... T-4th in SEC/T-32nd in NCAA in INT's, 4 ... SEC Defensive Player of the Week (11/2) ... SEC Good Works Team ... Started and recorded one pass break-up with two tackles in season opener vs. Louisiana Tech ... Broke up one pass and tallied four solo tackles in victory over Mississippi State ... Picked off a pass to end scoring threat and totaled five solo tackles vs. West Virginia ... Interception came at AU 28-yard line vs. WVA ... Registered three tackles, with a pair of solo stops, vs. Ball State ... Broke up two passes and totaled six tackles in win vs. Tennessee ... Of 20 tackles, 13 have been solo stops ... Against Arkansas, had an INT, recovered a fumble, broke up a pass and totaled two tackles before leaving with injury ... Did not play second half vs. Hogs due to injury ... Against Kentucky, had a TFL (minus 2 yards) and three solo tackles ... Broke up one pass, had a TFL (minus 3 yards) and totaled two solo tackles vs. LSU ... Set career high with two INT's vs. Ole Miss ... Returned first pick 29 yards for touchdown to give AU 24-7 lead vs. Rebels ... Notched second pick with 2:54 left in game to stop Ole Miss drive and seal victory ... Also tied career-best with five tackles vs. Ole Miss, including 1.5 TFL's and a pass break-up ... Had one solo stop in a half of play vs. Furman ... Against Georgia, had 1.0 TFL (minus 5 yards) and three total tackles including two solo stops.

McFADDEN'S CAREER DEFENSIVE STATS

YEAR	G/GS	TT	UT	AT	TFL-YDS	QBS-YDS	FF/FR	PD	INT-YDS
2006	11/0	2	2	0	0.0-0	0.0-0	0/0	0	0-0
2007	13/0	10	5	5	1.0-4	0.0-0	0/0	2	1-93
2008	12/12	29	17	12	1.5-7	0.0-0	0/0	10	2-18
2009	11/11	35	26	9	4.5-15	0.0-0	0/1	11	4-54
Totals	47/23	76	50	26	7.0-26	0.0-0	0/1	20	7-161

McFADDEN'S CAREER GAME HIGH STATS

	No.	Opponent	Date
Tackles	5	6x (last vs. Ole Miss)	10/31/09
Interceptions	2	vs. Ole Miss	10/31/09

McFADDEN'S GAME-BY-GAME DEFENSIVE STATS

DATE	OPPONENT	TT	UT	AT	PD	INT-YDS
9/5/09	* LOUISIANA TECH	2	1	1	1	0-0
9/12/09	* MISSISSIPPI STATE	4	4	0	1	0-0
9/19/09	* WEST VIRGINIA	5	5	0	1	1-(-4)
9/26/09	* BALL STATE	3	2	1	0	0-0
10/3/09	* at Tennessee	5	1	4	2	0-0
10/10/09	* at Arkansas	2	1	1	1	1-0
10/17/09	* KENTUCKY	3	3	0	0	0-0
10/24/09	* at LSU	2	2	0	1	0-0
10/31/09	* OLE MISS	5	4	1	1	2-54
11/7/09	* FURMAN	1	1	0	0	0-0
11/14/09	* at Georgia	3	2	1	0	0-0
11/27/09	ALABAMA					

The Players



GABE #83

McKENZIE DE

6-5 · 252 · Sr. · 3L
Mobile, Ala. (Davidson)
Graduate

2009 — Saw playing time, but did not have a catch in season opener vs. Louisiana Tech ... Switched to defensive end in week four, logging one solo tackle vs. Ball State ... Played several snaps on defense against Kentucky and LSU despite not logging a tackle ... Did not play vs. Ole Miss ... Had one solo tackle vs. Furman ... Saw playing time but did not record a tackle vs. Georgia.

McKENZIE'S CAREER DEFENSIVE STATS

YEAR	G/GS	TT	UT	AT	TFL-YDS	QBS-YDS	FF/FR	PD	I/YDS
2008	12/1	11	6	5	2.5-5	0.0-0	0/0	0	1-24
2009	11/0	2	2	0	0.0-0	0.0-0	0/0	0	0-0
TOTALS	23/1	13	8	5	2.5-5	0.0-0	0/0	0	0-0

McKENZIE'S GAME-BY-GAME DEFENSIVE STATS

DATE	OPPONENT	TT	UT	AT	TFL-YDS	QBS-YDS
9/26/09	BALL STATE	1	1	0	0.0-0	0.0-0
10/3/09	at Tennessee	0	0	0	0.0-0	0.0-0
10/10/09	at Arkansas	0	0	0	0.0-0	0.0-0
10/17/09	KENTUCKY	0	0	0	0.0-0	0.0-0
10/24/09	at LSU	0	0	0	0.0-0	0.0-0
10/31/09	OLE MISS	0	0	0	0.0-0	0.0-0
11/7/09	FURMAN	1	1	0	0.0-0	0.0-0
11/14/09	at Georgia	0	0	0	0.0-0	0.0-0
11/27/09	ALABAMA					

McKENZIE'S CAREER RECEIVING STATS

YEAR	G/GS	NO	YDS	AVG	TD	LP/OPPONENT
2006	13/0	13	137	10.5	1	25/South Carolina
2007	13/0	13	117	9.0	2	20/Kansas State
2008	12/1	3	33	11.0	0	21/Georgia
2009	11/0	0	0	0.0	0	---
Totals	49/1	29	287	9.9	3	25/South Carolina

McKENZIE'S CAREER GAME HIGH STATS

	No.	Opponent	Date
Receptions	4	2x (last vs. Kansas State)	9/1/07
Rec. Yards	42	2x (last vs. Kansas State)	9/1/07
Rec. TDs	1	3x (last vs. South Florida)	9/8/07

McKENZIE'S GAME-BY-GAME RECEIVING STATS

DATE	OPPONENT	REC	YDS	AVG	TD	TD REC
9/5/09	LOUISIANA TECH	0	0	0.0	0	--
9/12/09	MISSISSIPPI STATE	0	0	0.0	0	--
9/19/09	WEST VIRGINIA	0	0	0.0	0	--



MIKE #26

McNEIL S

6-2 · 201 · Jr. · 2L
Mobile, Ala. (W.P. Davidson)
Communications

2009 — Has not played.

McNEIL'S CAREER DEFENSIVE STATS

YEAR	G/GS	TT	UT	AT	TFL-YDS	QBS-YDS	FF/FR	PD	I/YDS
2007	13/0	35	22	13	0.5-1	0.0-0	0/0	0	0/0
2008	12/12	75	42	23	3.0-9	1.0-4	0/1	2	0/0
2009	0/0	0	0	0	0.0-0	0.0-0	0/0	0	0/0
Totals	25/12	100	64	36	3.5-10	1.0-4	0/1	2	0/0

McNEIL'S CAREER GAME HIGH STATS

No.	Opponent	Date
Tackles	9	3x (last vs. Arkansas)
		10/11/08

McNEIL'S GAME-BY-GAME DEFENSIVE STATS

DATE	OPPONENT	TT	UT	AT	PD	INT-YDS
9/5/09	LOUISIANA TECH					DID NOT PLAY
9/12/09	MISSISSIPPI STATE					DID NOT PLAY
9/19/09	WEST VIRGINIA					DID NOT PLAY
9/26/09	BALL STATE					DID NOT PLAY
10/3/09	at Tennessee					DID NOT PLAY
10/10/09	at Arkansas					DID NOT PLAY
10/17/09	KENTUCKY					DID NOT PLAY
10/24/09	at LSU					DID NOT PLAY
10/31/09	OLE MISS					DID NOT PLAY
11/7/09	FURMAN					DID NOT PLAY
11/14/09	at Georgia					DID NOT PLAY
11/27/09	ALABAMA					



RYAN #50

PUGH OL

6-4 · 289 · Jr. · 2L
Hoover, Ala. (Hoover)
Pre-Building Science

2009 — Phil Steele's Third-Team Midseason All-SEC ... ESPN The Magazine Academic All-District IV Second Team ... Started at center in season opener vs. Louisiana Tech and tallied five knockdown blocks ... Did not allow a sack on 27 pass attempts vs. Tech ... Started against Mississippi State and did not allow a sack in 24 pass attempts ... Totaled nine knockdown blocks, second most among offensive linemen, against Mississippi State ... Played every snap vs. West Virginia and totaled 8.5 knockdown blocks ... Led Tigers with 12 knockdown blocks against Ball State ... Totaled six knockdown blocks vs. Tennessee ... Finished with third-highest knockdown total vs. Arkansas, with seven ... Against Kentucky, helped Tigers rush for 220 yards and totaled five knockdown blocks ... Finished second on o-line with eight knockdown blocks vs. LSU ... Registered 2.5 knockdown blocks vs. Ole Miss ... Played only first half vs. Furman and finished with six knockdown blocks, second most for o-linemen ... Leads o-linemen with 70 knockdown blocks this season ... Is part of line that has allowed 15 sacks in 304 pass attempts this season.



JAKE #91

RICKS DL

6-4 · 292 · Sr. · 3L
Muscle Shoals, Ala. (Colbert County)
Criminology

2009 — Has 17 tackles with a blocked PAT ... In first career start, forced one fumble, had a QB hurry and recorded a career-best six tackles vs. Louisiana Tech ... Forced fumble was career-first ... Broke up a pass and had half a TFL vs. Mississippi State ... Registered first career INT with a pick and 21-yard return vs. West Virginia ... The INT came at the WVA 37-yard line and set up AU score (TD) ... Also had two QB hurries

The Players

and two tackles vs. WVA ... Totaled three tackles, two solo, against Ball State ... Had one assisted tackle and one QB hurry in win over Tennessee ... Registered one solo stop vs. Arkansas ... Against Kentucky, blocked a FG attempt that was returned for TD by Neiko Thorpe ... Also totaled three tackles with a pair of solo stops vs. UK ... Against LSU, had half a sack (minus 1 yard) and four total tackles ... Half sack was first of career ... Against Ole Miss, had half a sack (minus 5 yards) and four tackles ... Started, but did not record a tackle vs. Furman ... Set career high with eight tackles vs. Georgia ... Also had half a TFL vs. UGA.

RICKS' CAREER DEFENSIVE STATS

YEAR	G/GS	TT	UT	AT	TFL-YDS	QBS-YDS	FF/FR	PD	I/YDS
2006	6/0	1	0	1	0.5-2	0.0-0	0/1	0	0/0
2007	13/0	8	5	3	2.0-3	0.0-0	0/0	0	0/0
2008	12/0	7	3	4	2.0-8	0.0-0	0/1	1	0/0
2009	11/11	30	12	18	2.0-6	1.0-6	1/0	2	1/21
Totals	42/11	46	20	26	6.5-19	1.0-6	1/2	3	1/21

RICKS' CAREER GAME HIGH STATS

	No.	Opponent	Date
Tackles	8	Georgia	11/14/09
Tackles for loss	1.0	4x (last vs. Ole Miss)	11/1/08
Sacks	0.5	2x (last vs. Ole Miss)	10/31/09

RICKS' GAME-BY-GAME DEFENSIVE STATS

DATE	OPPONENT	TT	UT	AT	TFL-YDS	QBS-YDS
9/5/09	* LOUISIANA TECH	6	3	3	0.0-0	0.0-0
9/12/09	* MISSISSIPPI STATE	1	0	1	0.5-0	0.0-0
9/19/09	* WEST VIRGINIA	2	1	1	0.0-0	0.0-0
9/26/09	* BALL STATE	3	2	1	0.0-0	0.0-0
10/3/09	* at Tennessee	1	0	1	0.0-0	0.0-0
10/10/09	* at Arkansas	1	1	0	0.0-0	0.0-0
10/17/09	* KENTUCKY	3	2	1	0.0-0	0.0-0
10/24/09	* at LSU	4	1	3	0.5-1	0.5-1
10/31/09	* OLE MISS	4	2	2	0.5-5	0.5-5
11/7/09	* FURMAN	0	0	0	0.0-0	0.0-0
11/14/09	* at Georgia	8	2	6	0.5-0	0.0-0
11/27/09	ALABAMA					



MIKE SLADE #11 DB
6-3 · 192 · So. · 1L
Tallahassee, Fla. (Lincoln)
Communications

2009 — Recorded three tackles in season opener vs. Louisiana Tech ... Had one tackle vs. Mississippi State ... Totaled two solo tackles vs. Arkansas after missing two games due to injury ... Tallied a pair of tackles, one solo, against Kentucky ... Played, but did not record a tackle vs. LSU ... Filled in for injured Zac Etheridge and matched career-high with three tackles vs. Ole Miss ... Broke up a pass and totaled two solo stops vs. Furman ... Played, but did not record a tackle vs. Georgia.

SLADE' CAREER DEFENSIVE STATS

YEAR	G/GS	TT	UT	AT	TFL-YDS	QBS-YDS	FF/FR	PD	I/YDS
2008	12/0	8	2	6	0.0-0	0.0-0	0/0	0	0/0
2009	9/0	13	8	5	0.0-0	0.0-0	0/0	1	0/0
Totals	21/0	21	10	11	0.0-0	0.0-0	0/0	1	0/0

SLADE' GAME-BY-GAME DEFENSIVE STATS

DATE	OPPONENT	TT	UT	AT	PD	INT-YDS
9/5/09	LOUISIANA TECH	3	1	2	0	0-0
9/12/09	MISSISSIPPI STATE	1	0	1	0	0-0
9/19/09	WEST VIRGINIA	0	0	0	0	0-0
9/26/09	BALL STATE					DID NOT PLAY
10/3/09	at Tennessee					DID NOT PLAY
10/10/09	at Arkansas	2	2	0	0	0-0
10/17/09	KENTUCKY	2	1	1	0	0-0
10/24/09	at LSU	0	0	0	0	0-0
10/31/09	OLE MISS	3	2	1	0	0-0
11/7/09	FURMAN	2	2	0	1	0-0
11/14/09	at Georgia	0	0	0	0	0-0
11/27/09	ALABAMA					



ERIC SMITH #32 RB
5-10 · 237 · So. · 1L
Seffner, Fla. (Armwood HS)
Liberal Arts

2009 — Started vs. Mississippi State and rushed for 8 yards on three carries ... Set career high with four receptions and 74 receiving yards vs. West Virginia ... Had long catch of 37 yards ... Rushed seven times for 47 yards against Ball State with a long run of 16 yards ... Caught three passes for 45 yards, with a long reception of 17 yards, in victory over Tennessee ... Had one catch for 21 yards vs. Arkansas ... Caught one pass for 3 yards vs. Kentucky ... Against LSU, led Tigers with three catches and 31 yards with a long catch-and-run of 17 yards ... Caught one pass for 17 yards vs. Ole Miss ... Against Furman, rushed 10 times for 44 yards with a 2-yard TD run and caught four passes for 34 yards ... His 2-yard TD run was first of career ... Saw playing time vs. Georgia but did not have a rush or catch.

SMITH'S CAREER RUSHING STATS

YEAR	G/GS	NO	YDS	AVG	TD	LP/OPPONENT
2008	12/1	21	83	4.0	0	19/Louisiana-Monroe
2009	10/7	20	99	4.9	1	18/Furman
Totals	22/8	41	182	4.4	1	19/Louisiana-Monroe

SMITH'S CAREER RECEIVING STATS

YEAR	G/GS	NO	YDS	AVG	TD	LP/OPPONENT
2008	12/1	2	3	1.5	0	2/Arkansas
2009	10/7	17	225	13.2	0	37/West Virginia
Totals	22/8	19	228	12.0	0	37/West Virginia

SMITH'S GAME-BY-GAME RECEIVING STATS

DATE	OPPONENT	REC	YDS	AVG	TD	TD REC
9/5/09	LOUISIANA TECH					DID NOT PLAY
9/12/09	* MISSISSIPPI STATE	0	0	0.0	0	--
9/19/09	* WEST VIRGINIA	4	74	18.5	0	--
9/26/09	BALL STATE	0	0	0.0	0	--
10/3/09	at Tennessee	3	45	13.0	0	--
10/10/09	* at Arkansas	1	21	21.0	0	--
10/17/09	* KENTUCKY	1	3	3.0	0	--
10/24/09	at LSU	3	31	10.3	0	--
10/31/09	* OLE MISS	1	17	17.0	0	--
11/7/09	* FURMAN	4	34	8.5	0	--
11/14/09	* at Georgia	0	0	0.0	0	--
11/27/09	ALABAMA					

The Players

SMITH'S GAME-BY-GAME RUSHING STATS

DATE	OPPONENT	ATT	YDS	Avg.	TD	TD Runs
9/5/09	LOUISIANA TECH	DID NOT PLAY				
9/12/09	* MISSISSIPPI STATE	3	8	2.7	0	--
9/19/09	* WEST VIRGINIA	0	0	0.0	0	--
9/26/09	BALL STATE	7	47	6.7	0	--
10/3/09	at Tennessee	0	0	0.0	0	--
10/10/09	* at Arkansas	0	0	0.0	0	--
10/17/09	* KENTUCKY	0	0	0.0	0	--
10/24/09	at LSU	0	0	0.0	0	--
10/31/09	OLE MISS	0	0	0.0	0	--
11/7/09	* FURMAN	10	44	4.4	1	2
11/14/09	* at Georgia	0	0	0.0	0	--
11/27/09	ALABAMA					

STEVENS' GAME-BY-GAME DEFENSIVE STATS

DATE	OPPONENT	TT	UT	AT	TFL-YDS	QBS-YDS
9/5/09	* LOUISIANA TECH	8	6	2	1.5-3	1.0-2
9/12/09	* MISSISSIPPI STATE	7	4	3	2.0-4	0.0-0
9/19/09	* WEST VIRGINIA	11	8	3	0.0-0	0.0-0
9/26/09	* BALL STATE	6	4	2	0.5-12	0.5-12
10/3/09	at Tennessee	11	5	6	1.0-1	0.0-0
10/10/09	* at Arkansas	12	9	3	0.0-0	0.0-0
10/17/09	* KENTUCKY	7	3	4	0.5-1	0.0-0
10/24/09	* at LSU	7	3	4	0.0-0	0.0-0
10/31/09	* OLE MISS	8	5	3	1.5-3	0.0-0
11/7/09	* FURMAN	2	2	0	0.0-0	0.0-0
11/14/09	* at Georgia	4	1	3	0.0-0	0.0-0
11/27/09	ALABAMA					



CRAIG STEVENS #46
LB
 6-3 · 223 · Jr. · 2L
 Tallahassee, Fla. (Lincoln)
 Business Management



JOHN SULLEN #71
OL
 6-6 · 346 · Fr. · HS
 Auburn, Ala. (Auburn)
 Undecided

Career — Has started 24 consecutive games ... Three double-digit tackle performances, all in 2009.

2009 — 11th in SEC/81st in NCAA in tackles per game, 7.5 tpg ... T-62nd in NCAA in solo tackles per game, 5.0 ... Named SEC Defensive Player of the Week (9/21) ... Phil Steele's Third-Team Midseason All-SEC ... Started at linebacker in season opener vs. Louisiana Tech and tied career high eight tackles ... Also had 1.5 TFLs (minus 3 yards) and 1.0 sack (minus 2 yards) ... Sack was first of career ... Against Mississippi State, had 2.0 TFLs (minus 4 yards) with seven tackles, four solo ... Picked off first career pass and returned it 15 yards for first career TD vs. West Virginia ... INT gave Auburn 41-30 lead with 3:20 left in game ... Also had career-high 11 tackles, eight solo, vs. WVA ... Against Ball State, racked up half a sack (minus 12 yards), one forced fumble, one QB hurry and six total tackles, with four solo stops ... Forced fumble was first since 2007 (Mississippi State) ... Led Tigers, and tied career-high, with 11 tackles in win over Tennessee ... Also had one QB hurry, one pass break-up and a TFL (minus 1 yard) against the Vols ... Against Arkansas, set career high and led team with 12 tackles ... Nine tackles were solo stops ... Against Kentucky, had a QB hurry, half a TFL (minus 1 yard) and seven total tackles ... Against LSU, recovered a fumble and totaled seven tackles, three solo ... Had one QB hurry, 1.5 TFLs (minus 3 yards) and eight total tackles vs. Ole Miss ... Five of eight tackles were solo vs. Rebels ... In limited playing time, logged two solo stops vs. Furman ... Totaled four tackles vs. Georgia.

2009 — Saw game action in season opener vs. Louisiana Tech ... Did not give up a sack in limited action vs. Mississippi State ... Made first career start against Ball State ... Saw extensive playing time vs. Furman, picking up two knockdown blocks ... Totaled 4.5 knockdown blocks against Ball State ... Has seen playing time in every game.

STEVENS' CAREER DEFENSIVE STATS

YEAR	G/GS	TT	UT	AT	TFL-YDS	QBS-YDS	FF/FR	PD	I/YDS
2006	3/0	6	3	3	1.0-1	0.0-0	0/0	0	0-0
2007	10/8	35	20	15	0.0-0	0.0-0	1/0	1	0-0
2008	12/12	54	31	23	0.5-1	0.0-0	0/1	2	0-0
2009	11/11	83	51	32	7.0-24	1.5-14	1/1	3	1-15
Totals	36/31	178	105	73	8.5-26	1.5-44	2/2	6	1-15

STEVENS' CAREER GAME HIGH STATS

	No.	Opponent	Date
Tackles	12	Arkansas	10/10/09
Sacks	1.0	Louisiana Tech	9/5/09
TFL	2.0	Mississippi State	9/12/09



BEN TATE #44
RB
 5-11 · 218 · Sr. · 3L
 Newark, Md. (Snow Hill)
 Graduate

CAREER — Eleven 100-yard rushing games, including three 150-yard rushing games (156 vs. Tulane, 2006; 157 vs. Mississippi State, 2009; 184 vs. Arkansas, 2009) ... Fifth player in AU history to record 3,000 yards rushing ... Fifth on career rushing list with 3,168 yards ... Needs 200 yards to tie Joe Cribbs (1976-79) for 4th with 3,368 yards.

2009 — Maxwell Outstanding Player Award watch list ... Semi-Finalist for Doak Walker Award ... Third in SEC/19th in NCAA in rushing with 109.9 ypg ... Sixth in SEC/43rd in NCAA in all-purpose yards, 130.5 ypg ... Phil Steele's Second-Team Midseason All-SEC ... Rushed for 117 yards on 20 carries in season opener vs. Louisiana Tech ... Also had a pair of pass receptions for 10 yards vs. Tech ... Set career best with 157 rushing yards vs. Mississippi State ... Also had one rushing TD from 35-yards out ... Ran 19 times for 75 yards with a long rush of 16 yards vs. West Virginia ... Against Ball State, netted 63 yards rushing on 13 attempts and grabbed three passes for 18 yards ... Returned two kickoffs for 58 yards, with a long of 36 yards ... Led Tigers with 139 all-purpose yards vs. Ball State ... Rushed for game-high 128 yards on 25 carries vs. Tennessee ... Had 11-yard TD run in second quarter vs. Vols ... Totaled 180 all-purpose yards vs. UT, with 17 receiving yards and 35 kickoff return yards ... Set career high and posted fourth 100-yard rushing effort of season with 184 yards on 22 carries vs. Arkansas ... Scored on career-long run of 60 yards and had a 1-yard TD run vs. Razorbacks ... Totaled 228 all-purpose yards vs. Hogs, adding 16 receiving yards and 28 kick return yards ... Led all rushers with 132 yards on a career-best 31 carries against Kentucky ... Scored on 1-yard run vs. UK ... Against LSU, rushed 18 times for 67 yards and returned one kickoff for 18 yards ... Rushed for 144 yards on 25 carries vs. Ole Miss ... Gave Tigers a 31-7 lead with a 53-yard TD run in third quarter, his 20th career rushing score ... Playing in first half only vs. Furman, rushed for 75 yards on 12 carries with a pair of TD's ... TD runs came from 9-

The Players

yards and 5-yards out ... Rushed for 67 yards on 20 carries and had two catches for 21 yards vs. Georgia.

TATE'S CAREER RUSHING STATS

YEAR	G/GS	NO	YDS	AVG	TD	LP/OPPONENT
2006	9/0	54	392	7.3	3	42/Buffalo
2007	13/7	202	903	4.5	8	44/Vanderbilt
2008	12/2	159	664	4.2	3	49/Louisiana-Monroe
2009	11/8	225	1209	5.4	8	60/Arkansas
Totals	45/17	640	3168	4.9	22	60/Arkansas

TATE'S CAREER GAME HIGH STATS

	No.	Opponent	Date
Rush Attempts	31	Kentucky	10/17/09
Rush Yards	184	Arkansas	10/10/09
Rush TDs	2	3x (last vs. Furman)	11/7/09

TATE'S GAME-BY-GAME RUSHING STATS

DATE	OPPONENT	ATT	YDS	Avg.	TD	TD Runs
9/5/09	* LOUISIANA TECH	20	117	5.8	0	--
9/12/09	MISSISSIPPI STATE	20	157	7.8	1	35
9/19/09	* WEST VIRGINIA	19	75	3.9	0	--
9/26/09	* BALL STATE	13	63	4.8	0	--
10/3/09	* at Tennessee	25	128	5.1	1	11
10/10/09	* at Arkansas	22	184	8.4	2	1, 60
10/17/09	* KENTUCKY	31	132	4.3	1	1
10/24/09	* at LSU	18	67	3.7	0	--
10/31/09	OLE MISS	25	144	5.8	1	53
11/7/09	FURMAN	12	75	6.2	2	9, 5
11/14/09	* at Georgia	20	67	3.3	0	--
11/27/09	ALABAMA					

THORPE'S CAREER GAME HIGH STATS

	No.	Opponent	Date
Tackles	11	Arkansas	10/10/09
Interceptions	1	3x (last vs. West Virginia)	9/19/09

THORPE'S GAME-BY-GAME DEFENSIVE STATS

DATE	OPPONENT	TT	UT	AT	PD	INT-YDS
9/5/09	* LOUISIANA TECH	3	3	0	1	0-0
9/12/09	* MISSISSIPPI STATE	7	5	2	0	0-0
9/19/09	* WEST VIRGINIA	7	5	2	2	1-22
9/26/09	* BALL STATE	6	5	1	0	0-0
10/3/09	* at Tennessee	7	3	4	0	0-0
10/10/09	* at Arkansas	11	8	3	0	0-0
10/17/09	* KENTUCKY	4	3	1	2	0-0
10/24/09	* at LSU	8	2	6	1	0-0
10/31/09	* OLE MISS	2	2	0	1	0-0
11/7/09	* FURMAN	2	1	1	0	0-0
11/14/09	* at Georgia	5	1	4	0	0-0
11/27/09	ALABAMA					



CHRIS #12
TODD QB
 6-4 · 210 · Sr. · 1L
 Elizabethtown, Ky (Elizabethtown/Hutchinson CC)
 Graduate

CAREER — Is 10-6 as Auburn's starting quarterback ... Has seven 200-yard passing games and six multi-TD passing games ... His 19 TD's this season are the second most in a single season in school history, one shy of school record of 20 held by Pat Sullivan (1971) and Jason Campbell (2004) ... Has three games this season with four passing TD's.

2009 — Named to Maxwell Award and Manning Award Watch Lists ... Set career best with 255 passing yards in season-opening win vs. Louisiana Tech ... Threw TD passes of 93 and 17 yards ... The 93-yard TD pass to Terrell Zachery set AU record for longest offensive play ... Completed 65 percent of passes (17-of-26) vs. Tech ... Threw for 186 yards, hitting 10-of-23 pass attempts in victory over Mississippi State ... Threw four TD passes and 284 yards in win vs. West Virginia ... Had long pass of 82 yards vs. WVA ... Tied AU record and set career-high with five TD passes against Ball State ... Shares record with former AU QB Daniel Cobb who threw five TD passes against Louisiana Tech in 2001 ... Against Ball State, Todd hit 19-of-26 pass attempts for career-high 287 yards and long pass completion of 65 yards to Terrell Zachery ... Threw for 218 yards with a TD in victory over Tennessee ... Completed 19-of-32 passes in win over Vols ... Against Arkansas, threw for 133 yards hitting 15-of-28 pass attempts ... Held to 80 yards passing, hitting 10-of-24 attempts vs. Kentucky ... Against Kentucky, completed 8-of-14 pass attempts for 47 yards ... Threw for 212 yards with a TD vs. Ole Miss ... Hit 12-of-22 pass attempts vs. Rebels and had one quick kick (punt) that pinned Rebels at the 2-yard line ... Against Furman, completed 17-of-18 passes for 256 yards and four touchdowns - all in the first half - while beginning the game with 14 consecutive completions ... Broke the Auburn single-game records for completion percentage with a minimum of 10 and 15 attempts, completing 94.4 percent of his throws ... Threw for 238 yards on 20-of-28 passing with a pair of TD's vs. Georgia ... Also quick-kicked, pinning UGA inside 5-yard line.

SEC/NCAA Rankings:

Passing Avg/Game: 5th / 57th, 199.6 ypg
 Total Offense: 9th / 80th, 190.7 ypg
 Pass Efficiency: 4th / 17th, 147.1
 Passing Yards: 47th, 2196 (NCAA only)

TODD'S CAREER PASSING STATS

YEAR	G/GS	CMP	ATT	PCT	YDS	INT	TD	LP/OPPONENT
2006 (TTU)	5/0	25	35	71.4	241	0	1	48/SE Louisiana
2008	7/5	86	156	55.1	903	6	5	58/LSU
2009	11/11	163	278	58.6	2196	5	19	93/Louisiana Tech
Totals	23/21	274	453	60.5	3,338	11	25	93/Louisiana Tech



NEIKO #15
THORPE DB
 6-2 · 176 · So. · 1L
 Tucker, Ga. (HS)
 Liberal Arts

CAREER — Has one return for touchdown, a 69-yard blocked FG vs. Kentucky (10/17/09).

2009 — 33rd in SEC in tackles per game, 5.6 tpg ... T-14th in SEC in passes defended per game, 0.73 ... Phil Steele's Third-Team Midseason All-SEC ... Started at cornerback in season opener vs. Louisiana Tech ... Broke up one pass and recorded three solo tackles vs. Tech ... Totaled seven tackles, five solo, in victory over Mississippi State ... Intercepted a pass, broke-up two passes and had seven tackles vs. West Virginia ... The pick vs. WVA ended a scoring threat at the AU 25-yard line ... Against Ball State, totaled six tackles with five solo stops ... Registered seven tackles in win over Tennessee ... Against Arkansas, set a career high with 11 tackles ... Eight of 11 tackles were solo stops ... Recovered blocked field goal attempt and returned it 69 yards for TD against Kentucky ... Also broke up two passes and totaled four tackles vs. UK ... Against LSU, broke up pass and totaled eight tackles ... Forced a fumble and broke up one pass vs. Ole Miss ... Had a pair of solo tackles vs. Rebels ... In limited time vs. Furman, logged two tackles, one solo ... Against Georgia, had half a TFL (minus 1 yard) to go with five tackles ... Half a TFL vs. Bulldogs was first of career.

THORPE'S CAREER DEFENSIVE STATS

YEAR	G/GS	TT	UT	AT	TFL-YDS	QBS-YDS	FF/FR	PD	I/YDS
2008	11/1	29	20	9	0.0-0	0.0-0	1/0	6	2-101
2009	11/11	62	38	24	0.5-1	0.0-0	1/0	7	1-22
Totals	22/12	91	58	33	0.5-1	0.0-0	1/0	13	3-123

The Players

TODD'S CAREER GAME PASSING HIGHS

	No.	Opponent	Date
Completions	21	Southern Miss	9/6/08
Attempts	32	LSU	9/20/08
Yards	287	Ball State	9/26/09
Touchdowns	5	Ball State	9/26/09
Interceptions	2	2x (last vs. Georgia)	11/14/09

TODD'S GAME-BY-GAME PASSING STATS

DATE	OPPONENT	CMP	ATT	YDS	INT	TD	TD Pass
9/5/09	* LOUISIANA TECH	17	26	255	0	2	93, 17
9/12/09	* MISSISSIPPI STATE	10	23	186	0	0	--
9/19/09	* WEST VIRGINIA	16	31	284	1	4	16, 4, 82, 17
9/26/09	* BALL STATE	19	26	287	0	5	6, 46, 65, 26, 36
10/3/09	* at Tennessee	19	32	218	0	1	11
10/10/09	* at Arkansas	15	28	133	0	0	--
10/17/09	* KENTUCKY	10	24	80	1	0	--
10/24/09	* at LSU	8	14	47	1	0	--
10/31/09	* OLE MISS	12	22	212	0	1	28
11/7/09	* FURMAN	17	18	256	0	4	6, 24, 23, 41
11/14/09	* at Georgia	20	28	238	2	2	5, 31
11/27/09	ALABAMA						



TOMMY TROTT

#5 TE

6-5 · 243 · Sr. · 3L
Montgomery, Ala. (Trinity Presbyterian)
Graduate

2009 — *John Mackey Tight End Award watch list* ... Started at tight end but did not record a catch in season opener vs. Louisiana Tech ... Did not record a catch before leaving with knee injury vs. Mississippi State ... Caught two passes for 20 yards with a long catch of 11 yards vs. West Virginia ... Had one catch vs. Ball State, a 6-yard TD reception in first quarter ... TD grab was first since 2006 (Tulane) ... Caught one pass for 13 yards to give AU a first down vs. Tennessee ... Recorded season-high three catches vs. Arkansas for 16 yards ... Made season-long catch of 15 yards vs. LSU, was only reception of game ... Caught one pass, a 14-yard TD grab from Kodi Burns in third quarter vs. Ole Miss ... TD gave Tigers 17-7 lead ... Had one grab, a season-long catch of 26 yards in limited time vs. Furman ... Had one catch for career-best 34 yards vs. Georgia.

TROTT'S CAREER RECEIVING STATS

YEAR	G/GS	NO	YDS	AVG	TD	LP/OPPONENT
2005	2/0	0	0	0.0	0	-
2006	13/9	10	94	9.4	2	27/Tulane
2007	13/2	4	35	8.8	0	16/Vanderbilt
2008	11/11	20	201	10.1	0	33/Arkansas
2009	11/9	11	144	13.1	2	34/Georgia
Totals	50/31	45	474	10.5	4	34/Georgia

TROTT'S CAREER GAME HIGH STATS

	No.	Opponent	Date
Receptions	4	2x (last vs. Ole Miss)	11/1/08
Rec. Yards	44	Southern Miss	9/6/08
Rec. TDs	1	4x (last vs. Ole Miss)	10/31/09

TROTT'S GAME-BY-GAME STATS

DATE	OPPONENT	REC	YDS	AVG	TD	TD REC
9/5/09	* LOUISIANA TECH	0	0	0.0	0	--
9/12/09	* MISSISSIPPI STATE	0	0	0.0	0	--
9/19/09	* WEST VIRGINIA	2	20	10.0	0	--
9/26/09	BALL STATE	1	6	6.0	1	6
10/3/09	* at Tennessee	1	13	13.0	0	--
10/10/09	* at Arkansas	3	16	5.3	0	--
10/17/09	* KENTUCKY	0	0	0.0	0	--
10/24/09	* at LSU	1	15	15.0	0	--
10/31/09	* OLE MISS	1	14	14.0	1	14
11/7/09	* FURMAN	1	26	26.0	0	--
11/14/09	at Georgia	1	34	34.0	0	--
11/27/09	ALABAMA					



DEMOND

#14

WASHINGTON

DB

5-9 · 185 · Jr. · JC

Tallassee, Ala. (Mississippi Gulf Coast CC)

Undecided

2009 — *SEC Special Teams Player of the Week (11/16)* ... Had one QB hurry and registered two tackles vs. Louisiana Tech ... Recorded two assisted tackles with one QB hurry in SEC opener vs. Mississippi State ... Notched first career sack, for minus 12 yards, to go with five total tackles and one QB hurry vs. West Virginia ... Broke up one pass and totaled two tackles against Ball State ... Had four tackles, two solo, in win over Tennessee ... Registered one QB hurry and two tackles vs. Arkansas ... Broke up a pass and had two solo tackles vs. Kentucky ... Against LSU, broke up a pass and totaled a pair of solo tackles ... Had one tackle vs. Ole Miss ... Against Furman, made first career start and had three solo tackles in limited playing time ... Played defense and returned punts and kickoffs vs. Georgia ... Returned kickoff 99 yards for TD vs. UGA to tie game at 24-24 in third quarter ... The 99-yard return was the sixth-longest in AU history ... For the the game, totaled 229 return yards, 202 kickoff and 27 punt, which set an AU record ... The 202 kickoff return yards also set AU record ... The 202 kickoff return yards and 229 return yards were both the fourth most in Southeastern Conference single-game history ... Averaged 40.4 yards per kickoff return which is the second-best in SEC history for a single game (min. 4 returns) ... Also totaled four tackles vs. Bulldogs.

WASHINGTON'S CAREER DEFENSIVE STATS

YEAR	G/GS	TT	UT	AT	TFL-YDS	QBS-YDS	FF/FR	PD	I/YDS
2009	11/2	29	17	12	1.0-12	1.0-12	0/0	3	0/0

WASHINGTON'S GAME-BY-GAME DEFENSIVE STATS

DATE	OPPONENT	TT	UT	AT	PD	INT-YDS
9/5/09	LOUISIANA TECH	2	1	1	0	0-0
9/12/09	MISSISSIPPI STATE	2	0	2	0	0-0
9/19/09	WEST VIRGINIA	5	3	2	0	0-0
9/26/09	BALL STATE	2	2	0	1	0-0
10/3/09	at Tennessee	4	2	2	0	0-0
10/10/09	at Arkansas	2	1	1	0	0-0
10/17/09	KENTUCKY	2	2	0	1	0-0
10/24/09	at LSU	2	2	0	1	0-0
10/31/09	OLE MISS	1	0	1	0	0-0
11/7/09	* FURMAN	3	3	0	0	0-0
11/14/09	* at Georgia	4	1	3	0	0-0
11/27/09	ALABAMA					

The Players



TERRELL

#81

ZACHERY

WR

6-1 · 203 · Jr. · 1L
Wadley, Ala. (Wadley)
Public Administration

Had a pair of knockdown blocks vs. Ball State ... Finished with second-most knockdown blocks vs. Tennessee with seven ... Recorded second-most knockdown blocks vs. Arkansas, totaling 8.5 ... Against Kentucky, had five knockdown blocks and helped Tigers rush for 220 yards ... Finished with six knockdown blocks vs. LSU ... Totaled a team-best seven knockdown blocks vs. Ole Miss ... Playing just the first half vs. Furman, had five knockdown blocks ... Against Georgia, recorded first career reception for a loss of 3 yards ... Has 67 knockdown blocks, second most on team, for the season ... Is part of line that has allowed 15 sacks in 304 pass attempts this season.

2009 — Earned first career start in season opener vs. Louisiana Tech ... Hauled in 93-yard TD pass from QB Chris Todd that set AU record for longest offensive play in school history ... Finished with 3 catches for 98 yards vs. Tech ... Hauled in two passes for 41 yards, with a long reception of 33 yards, in victory over Mississippi State ... Caught one pass for 15 yards and returned three kickoffs for 49 yards vs. West Virginia ... Set career-high with 122 receiving yards, five receptions and a pair of TD's in victory over Ball State ... Had TD catches of 46 and 65 yards ... Is averaging 68.0 yards per TD catch this season ... Caught two passes for 28 yards including 11-yard TD grab in win over Tennessee ... Had long catch of 17 yards vs. UT ... Against Arkansas, totaled 101 all-purpose yards with 25 yards receiving, 60 yards rushing and 16 yards on kick returns ... The 60-yard rush was to 2-yard line and set up AU touchdown ... Led Tigers with four catches against Kentucky, totaling 24 yards ... Held to just one catch for 1 yard vs. LSU ... Made two catches for team-high 83 yards vs. Ole Miss ... Catches went for 42 and 41 yards ... Played, but did not have a catch vs. Furman ... Hauled in a 31-yard TD catch in first quarter vs. Georgia for only grab of game ... *Has caught at least one pass in 10 of 11 games.*

ZACHERY'S CAREER RECEIVING STATS

YEAR	G/GS	NO	YDS	AVG	TD	LP/OPPONENT
2007	1/0	0	0	0.0	0	NA
2008	12/0	2	24	12.0	0	17/Southern Miss
2009	11/6	23	468	20.3	5	93/Louisiana Tech
Totals	24/6	25	492	19.7	5	93/Louisiana Tech

ZACHERY'S GAME-BY-GAME RECEIVING STATS

DATE	OPPONENT	REC	YDS	AVG	TD	TD REC
9/5/09	* LOUISIANA TECH	3	98	32.7	1	93
9/12/09	MISSISSIPPI STATE	2	41	20.5	0	--
9/19/09	* WEST VIRGINIA	1	15	15.0	0	--
9/26/09	* BALL STATE	5	122	24.4	2	46, 65
10/3/09	* at Tennessee	2	28	14.0	1	11
10/10/09	at Arkansas	2	25	12.5	0	--
10/17/09	* KENTUCKY	4	24	8.0	0	--
10/24/09	* at LSU	1	1	1.0	0	--
10/31/09	OLE MISS	2	83	41.5	0	--
11/7/09	FURMAN	0	0	0.0	0	--
11/14/09	at Georgia	1	31	31.0	1	31
11/27/09	ALABAMA					



LEE

#73

ZIEMBA

OL

6-8 · 308 · Jr. · 2L
Rogers, Ark. (Rogers)
History

Career — Has started 34 consecutive games on the offensive line.

2009 — *Phil Steele's Second-Team Midseason All-SEC* ... Started at tackle in season opener vs. Louisiana Tech and recorded eight knockdown blocks .. Did not allow a sack on 27 pass attempts vs. Tech ... Against Mississippi State, did not allow a sack in 24 pass attempts and had a team-high 9.5 knockdown blocks ... Led offensive line with nine knockdown blocks vs. West Virginia ... Played every offensive snap vs. Mountaineers ...

Auburn Career Records Update

Rushing Attempts

Player	Seasons	Yards	Avg	Att
1. Carnell Williams.....	2001-04	3831	5.31	741
2. Joe Cribbs	1976-79	3368	5.13	657
3. Bo Jackson.....	1982-85	4303	6.62	650
4. Ben Tate.....	2006-pres.	3168	4.95	640
5. James Brooks.....	1977-80	3523	5.67	621
6. Stacy Danley.....	1987-90	2427	4.61	526
7. Ronnie Brown.....	2000-04	2707	5.28	513
8. Stephen Davis.....	1993-95	2811	5.76	488
9. Secdrick McIntyre.....	1973-76	1992	4.31	462
10. Phil Gargis.....	1974-76	1884	4.13	456

Rushing Yardage

Player	Seasons	Att	Avg	Yards
1. Bo Jackson.....	1982-85	650	6.62	4303
2. Carnell Williams.....	2001-04	741	5.17	3831
3. James Brooks.....	1977-80	621	5.67	3523
4. Joe Cribbs	1976-79	657	5.13	3368
5. Ben Tate.....	2006-pres.	640	4.95	3168
6. Stephen Davis.....	1993-95	488	5.76	2811
7. Brent Fullwood.....	1983-86	390	7.15	2789
8. Ronnie Brown.....	2000-04	513	5.28	2707
8. Stacy Danley.....	1987-90	526	4.61	2427
10. James Joseph.....	1986-90	452	5.17	2264
11. Kenny Irons.....	2005-06	454	4.81	2186
12. James Bostic.....	1991-93	396	5.26	2084
13. Lionel James.....	1980-83	348	6.14	2068
14. Secdrick McIntyre.....	1973-76	462	4.31	1992
15. Fob James.....	1952-55	317	6.03	1913
16. Phil Gargis.....	1973-76	456	4.13	1884
17. Tommie Agee.....	1983-86	356	4.87	1735
18. Jimmy Sidle.....	1962-64	326	5.22	1703
19. Brad Lester.....	2004-pres.	371	4.55	1689
20. Joe Childress.....	1953-55	321	5.19	1667

Rushing Touchdowns

Player	Seasons	Att	Yards	Avg	TD
1. Carnell Williams.....	2001-04	741	3831	5.17	45
2. Bo Jackson.....	1982-85	650	4303	6.62	43
3. Joe Cribbs	1976-79	657	3368	5.13	34
4. Stephen Davis.....	1993-95	488	2811	5.76	30
5. Ronnie Brown.....	2000-04	513	2707	5.28	29
6. Brent Fullwood.....	1983-86	390	2789	7.15	24
James Brooks.....	1977-80	621	3523	5.67	24
8. Reggie Ware.....	1984-87	231	768	3.32	23
9. Ben Tate.....	2006-pres.	620	3101	5.00	22
10. Brad Lester.....	2004-08	371	1689	4.55	19

Yards Per Game (Min. 18 games)

Player	Seasons	Yards	Games	Yds/Gm
1. Bo Jackson.....	1982-85	4303	38	113.2
2. Kenny Irons.....	2005-06	2186	23	95.0
3. James Brooks.....	1977-80	3523	38	92.7
4. Carnell Williams.....	2001-04	3831	42	91.2
5. Stephen Davis.....	1993-95	2811	31	90.7
6. Joe Cribbs	1976-79	3368	38	88.6
7. Curtis Kuykendall.....	1944-45	1619	18	89.9
8. Brent Fullwood.....	1983-86	2789	39	71.5
9. Ben Tate.....	2006-pres.	3168	45	70.4
10. Secdrick McIntyre.....	1973-76	1992	29	68.7

All-Purpose Yards

Player	Seasons	Rush	Rec	KR	PR	Yards
1. James Brooks.....	1977-80	3523	219	1726	128	5596
2. Carnell Williams.....	2001-04	3831	342	609	302	5084
3. Bo Jackson.....	1982-85	4303	272	317	0	4892
4. Joe Cribbs	1976-79	3368	268	597	328	4561
5. Thomas Bailey.....	1991-94	-5	1243	1520	1170	3928
6. Brent Fullwood.....	1983-86	2789	77	892	0	3758
7. Ben Tate.....	2006-pres.	3168	319	186	0	3673
8. Ronnie Brown.....	2000-04	2707	688	15	0	3390
9. Stephen Davis.....	1993-95	2811	342	25	0	3178
10. James Joseph.....	1987-90	2264	721	136	0	3121

Passing Yardage

Player	Seasons	Att	Comp	Pct	Yards
1. Stan White.....	1990-93	1231	659	.535	8016
2. Jason Campbell.....	2001-04	854	552	.646	7299
3. Brandon Cox.....	2004-07	927	550	.593	6959
4. Pat Sullivan.....	1969-71	819	452	.552	6284
5. Dameyune Craig.....	1994-97	782	427	.546	6026
6. Patrick Nix.....	1992-95	656	386	.588	4957
7. Reggie Slack.....	1986-89	585	346	.591	4697
8. Ben Leard.....	1997-00	592	359	.606	4289
9. Jeff Burger.....	1984-87	538	331	.615	4082
10. Loran Carter.....	1966-68	476	221	.464	3129
-- Chris Todd.....	2008-pres.	428	249	.582	3099

Pass Completions

Player	Seasons	Att	Yards	Comp
1. Stan White.....	1990-93	1231	8016	659
2. Jason Campbell.....	2001-04	854	7299	552
3. Brandon Cox.....	2004-07	927	6959	550
4. Pat Sullivan.....	1969-71	819	6284	452
5. Dameyune Craig.....	1994-97	782	6026	427
6. Patrick Nix.....	1992-95	656	4957	386
7. Ben Leard.....	1997-00	592	4289	359
8. Reggie Slack.....	1986-89	585	4697	346
9. Jeff Burger.....	1984-87	538	4082	331
10. Chris Todd.....	2008-pres.	428	3099	249

Completion Percentage (Min. 150 Attempts)

Player	Seasons	Att	Comp	Pct
1. Jason Campbell.....	2001-04	854	552	.646
2. Jeff Burger.....	1984-87	538	331	.615
3. Ben Leard.....	1997-00	592	359	.606
4. Brandon Cox.....	2004-07	927	550	.593
5. Reggie Slack.....	1986-89	585	346	.591
6. Patrick Nix.....	1992-95	656	386	.588
7. Chris Todd.....	2008-pres.	428	249	.582
8. Pat Sullivan.....	1969-71	819	452	.552
9. Dameyune Craig.....	1994-97	782	427	.546
10. Daniel Cobb.....	2000-02	314	170	.541

Touchdown Passes

Player	Seasons	Yards	Int	TD
1. Pat Sullivan.....	1969-71	6284	39	53
2. Jason Campbell.....	2001-04	7299	24	45
3. Brandon Cox.....	2004-07	6959	32	42
4. Stan White.....	1990-93	8016	52	40
5. Dameyune Craig.....	1994-97	6026	24	39
6. Patrick Nix.....	1992-95	4957	16	31
7. Ben Leard.....	1997-00	4289	18	28
8. Loran Carter.....	1966-68	3129	47	25
9. Chris Todd.....	2008-pres.	3099	11	24
Jeff Burger.....	1984-87	4082	21	24

Auburn Career Records Update

Yards Per Attempt (min. 200 attempts)

Player	Seasons	Att	Yards	Yds/Att
1. Jason Campbell	2001-04	854	7299	8.546
2. Reggie Slack	1986-89	585	4697	8.029
3. Dameyune Craig	1994-97	782	6026	7.706
4. Pat Sullivan	1969-71	819	6284	7.673
5. Jeff Burger	1984-87	538	4082	7.587
6. Patrick Nix	1992-95	656	4957	7.556
7. Brandon Cox	2004-07	927	6959	7.507
8. Daniel Cobb	2000-02	314	2350	7.484
9. Ben Leard	1997-00	592	4289	7.245
10. Chris Todd	2008-pres.	428	3099	7.241

Scoring

Player	Seasons	TD	FG	PAT	Pts
1. John Vaughn	2003-06	0	50	162	312
2. Carnell Williams	2001-04	46	0	0	276
3. Bo Jackson	1982-85	45	0	*2	274
4. Damon Duval	1999-02	1	45	125	266
5. Al Del Greco	1980-83	0	42	110	236
6. Win Lyle	1987-89	0	45	95	230
7. Wes Byrum	2007-pres.	0	42	103	229
8. Joe Cribbs	1976-79	35	0	*3	216
9. Stephen Davis	1993-95	34	0	0	204
10. Jorge Portela	1977-79	0	38	74	188

* - two-point conversions

Most Points Kicking

Player	Seasons	FG	PAT	Pts
1. John Vaughn	2003-06	50	162	312
2. Damon Duval	1999-02	45	125	260
3. Al Del Greco	1980-83	42	110	236
4. Win Lyle	1987-89	45	95	230
5. Wes Byrum	2007-pres.	42	103	229
6. Jorge Portela	1977-79	38	74	188
7. John Riley	1967-69	31	80	173
8. Scott Etheridge	1992-93	34	65	167
Gardner Jett	1970-72	23	98	167
10. Jaret Holmes	1996-97	27	79	160
Matt Hawkins	1994-95	26	82	160

Field Goals Made

Player	Seasons	Pct	FGA	FGM
1. John Vaughn	2003-06	.725	69	50
2. Damon Duval	1999-02	.608	74	45
Win Lyle	1987-89	.763	59	45
4. Wes Byrum	2007-pres.	.737	57	42
Al Del Greco	1980-83	.609	69	42
6. Jorge Portela	1977-79	.613	62	38
7. Scott Etheridge	1992-93	.791	43	34
8. Jim Von Wyl	1990-91	.667	48	32
9. John Riley	1967-69	.492	63	31
10. Jaret Holmes	1996-97	.730	37	27

Field Goal Percentage (Min. 10 Made)

Player	Seasons	FGM	FGA	Pct
1. Scott Etheridge	1992-93	34	43	.791
2. Matt Hawkins	1994-95	26	33	.788
3. Win Lyle	1987-89	45	59	.763
4. Wes Byrum	2007-pres.	42	57	.737
5. Jaret Holmes	1996-97	27	37	.730
6. John Vaughn	2003-06	50	69	.725
7. Ed Dyas	1958-60	17	24	.708
8. Gardner Jett	1970-72	23	34	.676
9. Jim Von Wyl	1990-91	32	48	.667
Robert McGinty	1984	12	18	.667

PATs Made

Player	Seasons	Pct	Att	Made
1. John Vaughn	2003-06	.994	163	162
2. Damon Duval	1999-02	1.000	125	125
3. Al Del Greco	1980-83	.991	111	110
4. Wes Byrum	2007-pres.	.981	105	103
5. Gardner Jett	1970-72	.942	104	98
6. Win Lyle	1987-89	.990	96	95
7. Matt Hawkins	1994-95	.932	88	82
8. John Riley	1967-69	.860	93	80
9. Jaret Holmes	1996-97	.963	82	79
10. Jorge Portela	1977-79	.949	78	74

PATs Attempted

Player	Seasons	Made	Pct	Att
1. John Vaughn	2003-06	162	.994	163
2. Damon Duval	1999-02	125	1.000	125
3. Al Del Greco	1980-83	110	.991	111
4. Wes Byrum	2007-pres.	103	.981	105
5. Gardner Jett	1970-72	98	.942	104
6. Win Lyle	1987-89	95	.990	96
7. John Riley	1967-69	80	.860	93
8. Matt Hawkins	1994-95	82	.932	88
9. Jaret Holmes	1996-97	79	.963	82
10. Jorge Portela	1977-79	74	.949	78

PAT Percentage (Min. 30 made)

Player	Seasons	Made	Att	Pct
1. Damon Duval	1999-02	125	125	1.000
Scott Etheridge	1992-93	65	65	1.000
3. John Vaughn	2003-06	162	163	.994
4. Al Del Greco	1980-83	110	111	.991
5. Win Lyle	1987-89	95	96	.990
6. Chris Knapp	1985-86	62	63	.984
7. Wes Byrum	2007-pres.	103	105	.981
8. Neil O'Donoghue	1975-76	32	33	.970
9. Robert McGinty	1984	31	32	.969
10. Jaret Holmes	1996-97	79	82	.963

Punting Average (Min. 50 punts)

Player	Seasons	No	Yards	Avg
1. Terry Daniel	1992-94	169	7522	44.51
2. Kody Bliss	2003-06	202	8861	43.87
3. Damon Duval	1999-02	227	9842	43.36
4. Jaret Holmes	1996-97	110	4676	42.51
5. Skip Johnston	1977-79	172	7220	41.98
6. Brian Shulman	1986-88	157	6580	41.91
7. Lewis Colbert	1982-85	244	10179	41.72
8. Ryan Shoemaker	2007-pres.	56	2328	41.57
9. Clinton Durst	2008-pres.	120	4986	41.55
10. Tommy Lunceford	1965-67	171	7017	41.04

Quarterback Sacks (from 1981)

Player	Seasons	Total Yds.	Sacks
1. Quentin Groves	2004-07	169	26.0
Gerald Robinson	1982-85	150	26.0
3. Antonio Coleman	2006-pres.	136	22.0
4. Tracy Rocker	1985-88	146	21.0
Craig Ogletree	1986-89	117	21.0
6. Reggie Torbor	2000-03	128	18.5
7. Leonardo Carson	1996-99	123	17.0
Willie Whitehead	1991-94	108	17.0
9. Marcus Washington	1994-96	108	16.0
Gary Walker	1993-94	95	16.0

Auburn Single Season Records Update

Touchdown Passes

Player	Year	Att	Comp	Yards	TD
1. Jason Campbell	2004	270	188	2700	20
Pat Sullivan	1971	281	162	2012	20
3. Chris Todd	2009	272	163	2196	19
4. Dameyune Craig	1997	403	216	3277	18
5. Pat Sullivan	1970	281	167	2586	17
6. Dameyune Craig	1996	310	169	2296	16
Pat Sullivan	1969	257	123	1686	16
8. Brandon Cox	2005	306	177	2324	15
Patrick Nix	1995	331	201	2574	15
10. Brandon Cox	2006	271	163	2198	14
Stan White	1990	338	180	2242	14
Loran Carter	1968	248	112	1487	14

Highest TD/Interception Ratio (Min. 150 Att.)

Player	Year	TD	Int	Ratio
1. Ben Leard	1999	12	1	12.00
2. Chris Todd	2009	19	5	3.800
3. Randy Campbell	1982	7	2	3.500
4. Jason Campbell	2004	20	7	2.857
5. Brandon Cox	2005	15	8	1.875
6. Patrick Nix	1994	13	7	1.857
7. Pat Sullivan	1971	20	11	1.818
8. Patrick Nix	1995	15	9	1.667
9. Stan White	1993	13	8	1.625
10. Dameyune Craig	1996	16	10	1.600

Passing Efficiency (Min. 100 Attempts)

Player	Year	Comp	Att	Pct	Yards	TD	Int	Rating
1. Jason Campbell	2004	188	270	.696	2700	20	7	172.89
2. Ben Leard	1999	111	157	.707	1423	12	1	170.78
3. Jason Campbell	2002	94	149	.631	1215	11	5	149.23
4. Pat Sullivan	1970	167	281	.594	2586	17	12	148.16
5. Chris Todd	2009	163	272	.599	2196	19	5	147.12
6. Jeff Burger	1987	178	267	.667	2066	13	9	140.99
7. Brandon Cox	2006	163	271	.601	2198	14	9	138.68
8. Patrick Nix	1995	201	331	.607	2574	15	9	135.60
9. Stan White	1993	164	271	.605	2057	13	8	134.20
10. Pat Sullivan	1971	162	281	.576	2012	20	11	133.46

Yards Per Attempt (min. 150 Attempts)

Player	Year	Att	Yards	Yds/Att
1. Jason Campbell	2004	270	2700	10.000
2. Pat Sullivan	1970	281	2586	9.203
3. Ben Leard	1999	157	1423	9.064
4. Dameyune Craig	1997	403	3277	8.132
5. Brandon Cox	2006	271	2198	8.111
6. Chris Todd	2009	272	2196	8.074
7. Reggie Slack	1988	279	2230	7.993
8. Reggie Slack	1989	252	1996	7.921
9. Daniel Cobb	2002	150	1175	7.833
10. Patrick Nix	1995	331	2574	7.776

Yards Per Completion (Min. 75 completions)

Player	Year	Comp	Yards	Yds/Comp
1. Pat Washington	1984	77	1202	15.610
2. Pat Sullivan	1970	167	2586	15.485
3. Loran Carter	1967	86	1307	15.198
4. Dameyune Craig	1997	216	3277	15.171
5. Daniel Cobb	2002	80	1175	14.689
6. Jason Campbell	2004	188	2700	14.362
7. Phil Gargis	1976	80	1118	13.975
8. Gabe Gross	1998	88	1222	13.886
9. Pat Sullivan	1969	123	1686	13.707
10. Chris Todd	2009	163	2196	13.472

Touchdown Receptions

Player	Year	Rec	TD
1. Terry Beasley	1971	55	12
2. Terry Beasley	1970	52	11
3. Darvin Adams	2009	44	9
Byron Franklin	1980	32	9
Ronney Daniels	1999	56	9
6. Ben Obomanu	2004	25	7
Karsten Bailey	1998	43	7
Karsten Bailey	1997	53	7
Frank Sanders	1994	58	7
Greg Taylor	1990	46	7
Dick Schmalz	1971	44	7
Tim Christian	1968	47	7

Yards Per Reception (min. 20 Receptions)

Player	Year	Rec	Yards	Yds/Rec
1. Freddy Weygand	1984	32	796	24.88
2. Alexander Wright	1989	30	714	23.80
3. Alvin Bresler	1970	23	530	23.04
4. Devin Aromashodu	2004	24	513	21.38
5. Lawyer Tillman	1986	35	730	20.86
6. Terrell Zachery	2009	23	468	20.35
7. Terry Beasley	1970	52	1051	20.21
8. Chris Woods	1982	21	406	19.33
9. Ronney Daniels	1999	56	1068	19.07
10. Devin Aromashodu	2005	26	494	19.00

Rushing Attempts

Player	Year	Yards	Avg	Att
1. Rudi Johnson	2000	1567	4.84	324
2. Bo Jackson	1985	1786	6.42	278
3. James Brooks	1980	1314	5.03	261
4. Kenny Irons	2005	1293	5.05	256
5. Joe Cribbs	1978	1205	4.76	253
6. Carnell Williams	2003	1307	5.42	241
7. Carnell Williams	2004	1165	4.87	239
8. Ben Tate	2009	1209	5.37	225
9. Stephen Davis	1994	1263	5.71	221
10. Terry Henley	1972	843	3.90	216

Rushing Yardage

Player	Year	Att	Avg	Yards
1. Bo Jackson	1985	278	6.42	1786
2. Rudi Johnson	2000	324	4.84	1567
3. Brent Fullwood	1986	167	8.33	1391
4. James Brooks	1980	261	5.03	1314
5. Carnell Williams	2003	241	5.42	1307
6. Kenny Irons	2005	256	5.05	1293
7. Stephen Davis	1994	221	5.71	1263
8. Bo Jackson	1983	158	7.68	1213
9. Ben Tate	2009	225	5.37	1209
10. James Brooks	1979	163	7.41	1208
11. James Bostic	1993	199	6.06	1205
Joe Cribbs	1978	253	4.76	1205
13. Carnell Williams	2004	239	4.87	1165
14. Joe Cribbs	1979	200	5.60	1120
15. Stephen Davis	1995	180	5.93	1068
16. Ronnie Brown	2002	175	5.76	1008
17. Jimmy Sidle	1963	185	5.44	1006
18. Monk Gafford	1942	132	7.61	1004

Auburn Single Season Records Update

All-Purpose Yards

Player	Season	Rush	Rec	KR	PR	Yards
1. Bo Jackson	1985	1786	73	0	0	1859
2. James Brooks	1979	1208	15	577	0	1800
3. Carnell Williams	2004	1165	152	150	251	1718
4. James Brooks	1980	1314	63	226	56	1659
5. Carnell Williams	2003	1307	20	269	51	1647
6. Rudi Johnson	2000	1567	70	0	0	1637
7. Brent Fullwood	1986	1391	46	75	0	1512
8. Kenny Irons	2005	1293	164	0	2	1459
9. Bo Jackson	1983	1213	73	163	0	1449
10. Ben Tate	2009	1209	88	139	0	1436

Scoring

Player	Year	TD	FG	PAT	Pts
1. Carnell Williams	2003	17	0	0	102
Stephen Davis	1995	17	0	0	102
Bo Jackson	1985	17	0	0	102
4. Joe Cribbs	1978	16	0	*1	98
5. John Vaughn	2006	0	20	34	94
Joe Cribbs	1979	15	0	*2	94
7. Wes Byrum	2009	0	14	46	88
8. John Vaughn	2004	0	12	51	87
9. Wes Byrum	2007	0	17	35	86
John Vaughn	2005	0	12	50	86
Scott Etheridge	1992	0	22	20	86

* - two-point conversions

Most Points Kicking

Player	Year	FG	PAT	Pts
1. John Vaughn	2006	20	34	94
2. Wes Byrum	2009	14	46	88
3. John Vaughn	2004	12	51	87
4. Wes Byrum	2007	17	35	86
John Vaughn	2005	12	50	86
Scott Etheridge	1992	22	20	86
7. Jaret Holmes	1996	13	43	82
Matt Hawkins	1995	13	42	81
Scott Etheridge	1993	12	45	81
10. Matt Hawkins	1994	13	40	79
Chris Knapp	1986	10	49	79

Field Goal Percentage (Min. 10 made)

Player	Year	FGM	FGA	Pct
1. Wes Byrum	2009	14	15	.933
2. Matt Hawkins	1995	13	15	.867
3. Win Lyle	1989	16	19	.842
4. John Vaughn	2006	20	24	.833
Gardner Jett	1970	10	12	.833
6. Jaret Holmes	1997	14	17	.824
7. John Vaughn	2004	12	15	.800
Scott Etheridge	1993	12	15	.800
9. Win Lyle	1987	15	19	.789
10. Scott Etheridge	1992	22	28	.786

PATs Made

Player	Year	Pct	Att	Made
1. John Vaughn	2004	.981	52	51
2. John Vaughn	2005	1.000	50	50
3. Chris Knapp	1986	1.000	49	49
4. Wes Byrum	2009	1.000	46	46
5. Scott Etheridge	1993	1.000	45	45
6. Jaret Holmes	1996	.956	45	43
7. Matt Hawkins	1995	.933	45	42
8. Gardner Jett	1970	.932	44	41
9. Damon Duval	2002	1.000	40	40
Matt Hawkins	1994	.930	43	40

PATs Attempted

Player	Year	Made	Pct	Att
1. John Vaughn	2004	51	.981	52
2. John Vaughn	2005	50	1.000	50
3. Chris Knapp	1986	49	1.000	49
4. Wes Byrum	2009	46	1.000	46
John Riley	1969	39	.848	46
6. Jaret Holmes	1996	43	.956	45
Matt Hawkins	1995	42	.933	45
Scott Etheridge	1993	45	1.000	45
9. Gardner Jett	1970	41	.932	44
10. Matt Hawkins	1994	40	.930	43

PAT Percentage (Min. 25 made)

Player	Year	Made	Att	Pct
1. John Vaughn	2005	50	50	1.000
Chris Knapp	1986	49	49	1.000
Wes Byrum	2009	46	46	1.000
Scott Etheridge	1993	45	45	1.000
Damon Duval	2002	40	40	1.000
Al Del Greco	1983	36	36	1.000
John Vaughn	2006	34	34	1.000
Damon Duval	2000	34	34	1.000
Win Lyle	1987	32	32	1.000
Damon Duval	2001	28	28	1.000
John Vaughn	2003	27	27	1.000
Jim Von Wyl	1990	27	27	1.000
Win Lyle	1989	27	27	1.000
Al Del Greco	1980	27	27	1.000
Chris Johnson	1985	25	25	1.000

Touchdowns Responsible For (Rush & Pass)

Player	Season	Rush	Pass	TD
1. Pat Sullivan	1970	9	17	26
2. Dameyune Craig	1996	8	16	24
3. Jason Campbell	2004	3	20	23
Pat Sullivan	1969	7	16	23
5. Dameyune Craig	1997	4	18	22
Pat Sullivan	1971	2	20	22
7. Chris Todd	2009	0	19	19
Patrick Nix	1994	6	13	19
9. Patrick Nix	1995	3	15	18
10. Carnell Williams	2003	17	0	17
Stan White	1993	4	13	17
Bo Jackson	1985	17	0	17
Stephen Davis	1995	17	0	17

Kickoff Return Average (Min. 10 Returns)

Player	Year	Ret	Yards	Avg
1. David Langner	1972	13	369	28.28
2. Rick Neel	1975	17	478	28.12
3. James Brooks	1979	21	577	27.48
4. Tristan Davis	2008	24	657	27.38
5. Tristan Davis	2006	28	756	27.00
6. Mike Fuller	1973	16	420	26.25
7. Markeith Cooper	1998	18	447	24.83
8. Onterio McCalebb	2009	11	272	24.73
9. Thomas Bailey	1991	24	591	24.63
10. Tim Carter	2000	19	461	24.26

2009 Auburn Football Statistics

RECORD.....	OVERALL	HOME	AWAY	NEUTRAL
ALL GAMES	7-4	6-1	1-3	0-0
CONFERENCE	3-4	2-1	1-3	0-0
NON-CONFERENCE	4-0	4-0	0-0	0-0

DATE	OPPONENT	W/L	SCORE	ATTEND
09/05/2009	LOUISIANA TECH	W	37-13	81,143
09/12/2009	MISSISSIPPI STATE*	W	49-24	85,269
09/19/2009	WEST VIRGINIA	W	41-30	87,451
09/26/2009	BALL STATE	W	54-30	83,118
10/03/2009	at Tennessee*	W	26-22	102,941
10/10/2009	at Arkansas*	L	23-44	72,559
10/17/2009	KENTUCKY*	L	14-21	86,217
10/24/2009	at #9 LSU*	L	10-31	92,654
10/31/2009	#24 OLE MISS*	W	33-20	84,756
11/07/2009	FURMAN	W	63-31	81,506
11/14/2009	at Georgia*	L	24-31	92,746

TEAM STATISTICS	AU	OPP
SCORING	374	297
Points Per Game	34.0	27.0
FIRST DOWNS	233	217
Rushing	122	98
Passing	102	93
Penalty	9	26
RUSHING YARDAGE	2415	1867
Yards gained rushing	2696	2168
Yards lost rushing	281	301
Rushing Attempts	479	421
Average Per Rush	5.0	4.4
Average Per Game	219.5	169.7
TDs Rushing	20	23
PASSING YARDAGE	2441	2084
Comp-Att-Int	183-304-6	185-342-12
Average Per Pass	8.0	6.1
Average Per Catch	13.3	11.3
Average Per Game	221.9	189.5
TDs Passing	22	13
TOTAL OFFENSE	4856	3951
Total Plays	783	763
Average Per Play	6.2	5.2
Average Per Game	441.5	359.2
KICK RETURNS: #-Yards	54-1269	63-1462
PUNT RETURNS: #-Yards	22-102	10-100
INT RETURNS: #-Yards	12-140	6-63
KICK RETURN AVERAGE	23.5	23.2
PUNT RETURN AVERAGE	4.6	10.0
INT RETURN AVERAGE	11.7	10.5
FUMBLES-LOST	23-11	13-7
PENALTIES-Yards	77-639	52-415
Average Per Game	58.1	37.7
PUNTS-Yards	54-2143	59-2534
Average Per Punt	39.7	42.9
Net punt average	36.0	40.2
TIME OF POSSESSION/Game	28:26	31:34
3RD-DOWN Conversions	63/152	52/155
3rd-Down Pct	41%	34%
4TH-DOWN Conversions	4/13	11/18
4th-Down Pct	31%	61%
SACKS BY-Yards	22-174	15-130
MISC YARDS	80	0
TOUCHDOWNS SCORED	47	38
FIELD GOALS-ATTEMPTS	14-15	12-18
ON-SIDE KICKS	0-0	0-0
RED-ZONE SCORES	(33-35) 94%	(37-39) 95%
RED-ZONE TOUCHDOWNS	(25-35) 71%	(27-39) 69%
PAT-ATTEMPTS	(46-46) 100%	(33-37) 89%
ATTENDANCE	589460	369000
Games/Avg Per Game	7/84209	4/90225
Neutral Site Games	0/0	0/0

SCORE BY QUARTERS	1st	2nd	3rd	4th	Total
Auburn	92	98	104	80	374
Opponents	65	67	77	88	297

RUSHINGGP	Att	Gain	Loss	Net	Avg	TD	Long	Avg/G
Ben Tate11	225	1242	33	1209	5.4	8	60	109.9
Onterio McCalebb9	94	557	33	524	5.6	4	62	58.2
Mario Fannin11	31	268	11	257	8.3	0	32	23.4
Kodi Burns11	49	170	16	154	3.1	4	19	14.0
Eric Smith10	20	103	4	99	4.9	1	16	9.9
Terrell Zachery11	7	104	7	97	13.9	0	60	8.8
Anthony Gulley9	5	77	0	77	15.4	2	50	8.6
Neil Caudle5	2	53	0	53	26.5	1	52	10.6
Travante Stallworth10	4	48	0	48	12.0	0	16	4.8
Davis Hooper3	3	3	2	1	0.3	0	2	0.3
TEAM5	4	0	6	-6	-1.5	0	0	-1.2
Chris Todd11	35	71	169	-98	-2.8	0	12	-8.9
Total11	479	2696	281	2415	5.0	20	62	219.5
Opponents11	421	2168	301	1867	4.4	23	79	169.7

PASSINGG	Effic	Cmp-Att-Int	Pct	Yds	TD	Lng	Avg/G
Chris Todd11	147.12	163-272-5	59.9	2196	19	93	199.6
Neil Caudle5	152.90	15-20-1	75.0	170	1	22	34.0
Kodi Burns11	149.17	5-12-0	41.7	75	2	17	6.8
Total11	147.58	183-304-6	60.2	2441	22	93	221.9
Opponents11	110.81	185-342-12	54.1	2084	13	58	189.5

RECEIVINGG	No.	Yds	Avg	TD	Long	Avg/G
Darvin Adams11	44	717	16.3	9	41	65.2
Mario Fannin11	35	383	10.9	3	82	34.8
Terrell Zachery11	23	468	20.3	5	93	42.5
Eric Smith10	17	225	13.2	0	37	22.5
Ben Tate11	16	88	5.5	0	19	8.0
Tommy Trott11	11	144	13.1	2	34	13.1
Emory Blake9	7	56	8.0	0	16	6.2
DeAngelo Benton10	6	88	14.7	0	26	8.8
Onterio McCalebb9	6	58	9.7	0	24	6.4
Philip Lutzenkirchen11	5	66	13.2	2	21	6.0
Kodi Burns11	4	23	5.8	1	8	2.1
Jay Wisner11	3	56	18.7	0	24	5.1
Travante Stallworth10	2	21	10.5	0	16	2.1
Quindarius Carr11	1	32	32.0	0	32	2.9
Derek Winter11	1	16	16.0	0	16	1.5
Tim Hawthorne9	1	3	3.0	0	3	0.3
Lee Ziemba11	1	-3	-3.0	0	0	-0.3
Total11	183	2441	13.3	22	93	221.9
Opponents11	185	2084	11.3	13	58	189.5

PUNT RETURNS	No.	Yds	Avg	TD	Long
Philip Pierre-Louis11	49	4.5	0	16
Demond Washington5	34	6.8	0	19
Anthony Gulley5	24	4.8	0	17
Mario Fannin1	-5	-5.0	0	0
Total22	102	4.6	0	19
Opponents10	100	10.0	1	29

INTERCEPTIONS	No.	Yds	Avg	TD	Long
Walter McFadden4	54	13.5	1	29
Josh Bynes1	5	5.0	0	5
Dee Ford1	3	3.0	0	3
Antonio Coleman1	20	20.0	1	20
T'Sharvan Bell1	0	0.0	0	0
Daren Bates1	0	0.0	0	0
Jake Ricks1	21	21.0	0	21
Craig Stevens1	15	15.0	1	15
Neiko Thorpe1	22	22.0	0	22
Total12	140	11.7	3	29
Opponents6	63	10.5	0	21

2009 Auburn Football Statistics

KICK RETURNS	No.	Yds	Avg	TD	Long
Mario Fannin	13	283	21.8	0	35
Onterio McCalebb	11	272	24.7	0	52
Demond Washington	8	287	35.9	1	99
Philip Pierre-Louis	7	122	17.4	0	34
Ben Tate	5	139	27.8	0	36
Terrell Zachery	4	65	16.2	0	19
Eric Smith	2	17	8.5	0	14
Harry Adams	2	53	26.5	0	27
Anthony Gulley	1	24	24.0	0	24
Tommy Trott	1	7	7.0	0	7
Total	54	1269	23.5	1	99
Opponents	63	1462	23.2	1	82

FUMBLE RETURNS	No.	Yds	Avg	TD	Long
Neiko Thorpe	0	0	0.0	1	0
Total	0	0	0.0	1	0
Opponents	1	1	1.0	0	1

SCORING	TD	FGs	PATs					Saf	Points
			Kick	Rush	Rcv	Pass	DXP		
Wes Byrum	0	14-15	46-46	0-0	0	0-0	0	0	88
Darvin Adams	9	0-0	0-0	0-0	0	0-0	0	0	54
Ben Tate	8	0-0	0-0	0-0	0	0-0	0	0	48
Terrell Zachery	5	0-0	0-0	0-0	0	0-0	0	0	30
Kodi Burns	5	0-0	0-0	0-0	0	0-0	0	0	30
Onterio McCalebb	4	0-0	0-0	0-0	0	0-0	0	0	24
Mario Fannin	3	0-0	0-0	0-0	0	0-0	0	0	18
Tommy Trott	2	0-0	0-0	0-0	0	0-0	0	0	12
Anthony Gulley	2	0-0	0-0	0-0	0	0-0	0	0	12
Philip Lutzenkirchen	2	0-0	0-0	0-0	0	0-0	0	0	12
Demond Washington	1	0-0	0-0	0-0	0	0-0	1	0	8
Neil Caudle	1	0-0	0-0	0-0	0	0-0	0	0	6
Neiko Thorpe	1	0-0	0-0	0-0	0	0-0	0	0	6
Craig Stevens	1	0-0	0-0	0-0	0	0-0	0	0	6
Eric Smith	1	0-0	0-0	0-0	0	0-0	0	0	6
Antonio Coleman	1	0-0	0-0	0-0	0	0-0	0	0	6
Walter McFadden	1	0-0	0-0	0-0	0	0-0	0	0	6
Josh Bynes	0	0-0	0-0	0-0	0	0-0	0	1	2
Adam Herring	0	0-0	0-0	0-0	0	0-0	0	0	0
Chris Todd	0	0-0	0-0	0-0	0	0-1	0	0	0
Total	47	14-15	46-46	0-0	0	0-1	1	1	374
Opponents	38	12-18	33-37	0-0	0	0-0	0	0	297

TOTAL OFFENSE	G	Plays	Rush	Pass	Total	Avg/G
Chris Todd	11	307	-98	2196	2098	190.7
Ben Tate	11	225	1209	0	1209	109.9
Onterio McCalebb	9	94	524	0	524	58.2
Mario Fannin	11	31	257	0	257	23.4
Kodi Burns	11	61	154	75	229	20.8
Neil Caudle	5	22	53	170	223	44.6
Eric Smith	10	20	99	0	99	9.9
Terrell Zachery	11	7	97	0	97	8.8
Anthony Gulley	9	5	77	0	77	8.6
Travante Stallworth	10	4	48	0	48	4.8
Davis Hooper	3	3	1	0	1	0.3
TEAM	5	4	-6	0	-6	-1.2
Total	11	783	2415	2441	4856	441.5
Opponents	11	763	1867	2084	3951	359.2

FIELD GOALS	FGM-FGA	Pct	01-19	20-29	30-39	40-49	50-99	Lg	Blk
Wes Byrum	14-15	93.3	1-1	4-4	4-4	5-6	0-0	49	0

FG SEQUENCE	Auburn	OPPONENTS
Louisiana Tech	(25),(49),(47)	(20),(46)
Mississippi State	--	(29)
West Virginia	(46),(42)	(28)
Ball State	(32)	(33),(37),(33)
Tennessee	(29),(43),46,(19),(22)	39,(26)
Arkansas	(37)	(23)
Kentucky	-	38,49
LSU	(24)	49,(32),52
Ole Miss	(36)	44
Furman	-	(23)
Georgia	(37)	(51)

Numbers in parentheses indicate field goal was made.

PUNTING	No.	Yds	Avg	Long	TB	FC	I20	Blkd
Clinton Durst	50	2039	40.8	58	4	21	16	0
Chris Todd	3	104	34.7	37	1	0	2	0
TEAM	1	0	0.0	0	0	0	0	1
Total	54	2143	39.7	58	5	21	18	1
Opponents	59	2534	42.9	60	3	11	21	0

KICKOFFS	No.	Yds	Avg	TB	OB	Retn	Net	YdLn
Morgan Hull	65	3983	61.3	4	3			
Wes Byrum	6	399	66.5	1	0			
Total	71	4382	61.7	5	3	1462	39.7	30
Opponents	61	3676	60.3	2	2	1269	38.8	31

ALL PURPOSE	G	Rush	Rec	PR	KOR	IR	Tot	Avg/G
Ben Tate	11	1209	88	0	139	0	1436	130.5
Mario Fannin	11	257	383	-5	283	0	918	83.5
Onterio McCalebb	9	524	58	0	272	0	854	94.9
Darvin Adams	11	0	717	0	0	0	717	65.2
Terrell Zachery	11	97	468	0	65	0	630	57.3
Eric Smith	10	99	225	0	17	0	341	34.1
Demond Washington	11	0	0	34	287	0	321	29.2
Kodi Burns	11	154	23	0	0	0	177	16.1
Philip Pierre-Louis	6	0	0	49	122	0	171	28.5
Tommy Trott	11	0	144	0	7	0	151	13.7
Anthony Gulley	9	77	0	24	24	0	125	13.9
DeAngelo Benton	10	0	88	0	0	0	88	8.8
Travante Stallworth	10	48	21	0	0	0	69	6.9
Philip Lutzenkirchen	11	0	66	0	0	0	66	6.0
Emory Blake	9	0	56	0	0	0	56	6.2
Jay Wisner	11	0	56	0	0	0	56	5.1
Walter McFadden	11	0	0	0	0	54	54	4.9
Neil Caudle	5	53	0	0	0	0	53	10.6
Harry Adams	7	0	0	0	53	0	53	7.6
Quindarius Carr	11	0	32	0	0	0	32	2.9
Neiko Thorpe	11	0	0	0	0	22	22	2.0
Jake Ricks	11	0	0	0	0	21	21	1.9
Antonio Coleman	11	0	0	0	0	20	20	1.8
Derek Winter	11	0	16	0	0	0	16	1.5
Craig Stevens	11	0	0	0	0	15	15	1.4
Josh Bynes	11	0	0	0	0	5	5	0.5
Tim Hawthorne	9	0	3	0	0	0	3	0.3
Dee Ford	11	0	0	0	0	3	3	0.3
Davis Hooper	3	1	0	0	0	0	1	0.3
Lee Ziemba	11	0	-3	0	0	0	-3	-0.3
TEAM	5	-6	0	0	0	0	-6	-1.2
Chris Todd	11	-98	0	0	0	0	-98	-8.9
Total	11	2415	2441	102	1269	140	6367	578.8
Opponents	11	1867	2084	100	1462	63	5576	506.9

2009 Auburn Football Statistics

Defensive Statistics

DEFENSIVE LEADERS	GP	Tackles			TFL/Yds	-Sacks- No-Yards	Pass Def			Fumbles		Blkd Kick	Saf
		Solo	Ast	Total			Int-Yds	BrUp	QBH	Rcv-Yds	FF		
17 Josh Bynes	.11	48	36	84	4.0-14	1.0-7	1-5	7	4	2-0	.	.	1
46 Craig Stevens	.11	47	36	83	7.0-24	1.5-14	1-15	2	6	1-0	1	.	.
15 Neiko Thorpe	.11	36	26	62	0.5-1	.	1-22	7	.	.	1	.	.
25 Daren Bates	.11	35	21	56	1.5-14	0.5-12	1-0	2	4	1-0	.	.	.
4 Zac Etheridge	.9	35	17	52	3.5-11	.	.	1	1	1-0	2	.	.
52 Antonio Coleman	.11	18	23	41	13.5-62	7.5-49	1-20	4	10	1-0	1	1	.
93 Mike Blanc	.11	10	28	38	6.0-22	3.0-17	.	3	6	.	1	.	.
6 Walter McFadden	.11	26	9	35	4.5-15	.	4-54	7
91 Jake Ricks	.11	13	20	33	2.0-6	1.0-6	1-21	1	4	.	1	1	.
21 Eltoro Freeman	.9	14	16	30	2.0-12	1.0-10	.	.	4
14 Demond Washington	.11	16	13	29	1.0-12	1.0-12	.	3	4
45 Antoine Carter	.8	11	11	22	4.0-26	1.5-14	.	.	2
49 Michael Goggans	.11	9	12	21	2.5-6	1.0-2	.	2	4
35 Jonathan Evans	.11	13	7	20	0.5-1
90 Nick Fairley	.11	8	11	19	3.0-19	1.0-14	.	.	4	1-0	.	1	.
11 Mike Slade	.10	8	5	13	.	.	.	1
95 Dee Ford	.11	5	7	12	2.5-17	1.0-10	1-3	.	7
31 Adam Herring	.8	6	6	12	0.5-1
16 Ikeem Means	.10	6	4	10
58 Harris Gaston	.4	3	6	9
56 Ashton Richardson	.11	4	5	9	3.0-14	1.0-7
22 T'Sharvan Bell	.11	7	1	8	0.5-2	.	1-0
97 Derrick Lykes	.11	3	4	7	0.5-0
98 Zach Clayton	.5	3	3	6	1.0-5
8 Harry Adams	.7	2	4	6
33 Woody Parramore	.1	4	1	5
96 Chris Humphries	.9	3	2	5	1.0-1	1	.	.
24 D'Antoine Hood	.7	3	1	4
61 Josh Harris	.11	3	1	4
89 Darvin Adams	.11	3	1	4
32 Eric Smith	.10	1	3	4
38 Jason King	.9	1	2	3
97 Clinton Durst	.11	1	2	3
80 Emory Blake	.9	2	1	3
37 Morgan Hull	.11	2	.	2
36 Wade Christopher	.6	.	2	2	1
83 Gabe McKenzie	.11	2	.	2
20 Drew Cole	.2	1	1	2
44 Ben Tate	.11	2	.	2
82 Jay Wisner	.11	2	.	2
8 Anthony Gulley	.9	2	.	2
33 Gabe Barrett	.3	1	1	2
3 DeAngelo Benton	.10	.	1	1
73 Lee Ziemba	.11	.	1	1
5 Tommy Trott	.11	1	.	1
75 Andrew McCain	.11	.	1	1
27 Mario Fannin	.11	1	.	1
81 Terrell Zachery	.11	1	.	1
51 Watson Downs	.3	.	1	1
66 Mike Berry	.11	.	1	1
85 Travante Stallworth	.10	.	1	1
40 Robert Hill	.2	.	1	1	0.5-1
Total	.11	422	356	778	65-286	22-174	12-140	40	61	7-0	8	3	1
Opponents	.11	463	370	833	62.0-273	15-130	6-63	37	38	11-1	11	1	.

Special Teams Tackles

SPECIAL TEAMS	Tackles			SPECIAL TEAMS	Tackles			SPECIAL TEAMS	Tackles			
	Solo	Ast	Total		Solo	Ast	Total		Solo	Ast	Total	
15 Neiko Thorpe	5	3	8	38 Jason King	1	2	3	36 Wade Christopher	0	2	2	
14 Demond Washington	4	3	7	95 Dee Ford	1	2	3	58 Harris Gaston	0	2	2	
35 Jonathan Evans	4	1	5	96 Chris Humphries	1	2	3	81 Terrell Zachery	1	0	1	
11 Mike Slade	2	3	5	8 Anthony Gulley	2	0	2	97 Clinton Durst	1	0	1	
16 Ikeem Means	4	0	4	22 T'Sharvan Bell	2	0	2	3 DeAngelo Benton	0	1	1	
46 Craig Stevens	3	1	4	37 Morgan Hull	2	0	2	20 Drew Cole	0	1	1	
61 Josh Harris	3	1	4	82 Jay Wisner	2	0	2	24 D'Antoine Hood	0	1	1	
8 Harry Adams	2	2	4	33 Gabe Barrett	1	1	2	85 Travante Stallworth	0	1	1	
32 Eric Smith	2	1	3	80 Emory Blake	2	1	3					
56 Ashton Richardson	2	1	3	89 Darvin Adams	1	1	2					
4 Zac Etheridge	1	2	3	25 Daren Bates	0	2	2					

2009 Scoring Summaries

Plays	Yards	TOP	Qtr	Scoring Play	Plays	Yards	TOP	Qtr	Scoring Play
LOUISIANA TECH					ARKANSAS				
13	69	5:36	1	W. Byrum 25-yard field goal	8	44	2:08	2	W. Byrum 37-yard field goal
10	66	3:27	1	K. Burns 1-yard run	8	67	2:42	3	B. Tate 1-yard run
3	29	0:23	2	W. Byrum 49-yard field goal	1	60	0:13	3	B. Tate 60-yard run
3	98	0:48	3	T. Zachery 93-yard pass from C. Todd	3	66	0:59	3	O. McCaleb 3-yard run
7	22	1:36	3	W. Byrum 47-yard field goal	KENTUCKY				
9	72	3:07	4	D. Adams 17-yard pass from C. Todd	--	--	--	1	N. Thorpe 69-yard blocked FG return
13	65	5:02	4	O. McCaleb 3-yard run	14	48	5:20	2	B. Tate 1-yard run
MISSISSIPPI STATE					LSU				
8	73	3:11	1	K. Burns 1-yard run	9	53	4:20	3	W. Byrum 24-yard field goal
--	--	--	1	A. Coleman 20-yard interception return	8	59	2:16	4	P. Lutzenkirchen 1-yard pass from N. Caudle
5	80	1:36	2	O. McCaleb 48-yard run	OLE MISS				
8	78	1:13	2	K. Burns 1-yard run	7	41	2:25	1	W. Byrum 36-yard field goal
7	81	2:51	3	P. Lutzenkirchen 13-yard pass from K. Burns	6	90	1:43	2	D. Adams 28-yard pass from C. Todd
4	72	1:22	3	B. Tate 35-yard run	3	61	0:35	3	T. Trott 14-yard pass from K. Burns
13	75	5:19	4	K. Burns 1-yard run	--	--	--	3	W. McFadden 29-yard interception return
WEST VIRGINIA					FURMAN				
9	38	2:55	1	W. Byrum 46-yard field goal	6	51	1:57	1	D. Adams 6-yard pass from C. Todd
6	45	1:50	1	D. Adams 16-yard pass from C. Todd	8	80	2:52	1	B. Tate 9-yard run
6	43	2:30	2	W. Byrum 42-yard field goal	5	73	1:53	1	M. Fannin 24-yard pass from C. Todd
11	68	3:24	2	D. Adams 4-yard pass from C. Todd	4	55	2:12	2	D. Adams 23-yard pass from C. Todd
2	86	0:49	3	M. Fannin 82-yard pass from C. Todd	6	71	2:30	2	D. Adams 41-yard pass from C. Todd
3	19	0:54	4	D. Adams 17-yard pass from C. Todd	4	56	1:17	2	B. Tate 5-yard run
--	--	--	4	C. Stevens 15-yard interception return	9	81	4:57	3	E. Smith 2-yard run
BALL STATE					GEORGIA				
4	28	0:50	1	T. Trott 6-yard pass from C. Todd	9	74	3:47	1	K. Burns 5-yard pass from C. Todd
6	78	1:50	2	T. Zachery 46-yard pass from C. Todd	11	82	5:57	1	T. Zachery 31-yard pass from C. Todd
--	--	--	2	J. Bynes safety	7	56	2:37	3	W. Byrum 37-yard field goal
2	63	0:33	2	O. McCaleb 1-yard run	--	--	--	4	D. Washington 99-yard kickoff return
3	77	0:31	2	T. Zachery 65-yard pass from C. Todd	Average Scoring Drive: Plays: 6.8 Yards: 61.6 Time: 2:27				
9	49	2:28	2	W. Byrum 32-yard field goal					
10	76	3:21	3	D. Adams 26-yard pass from C. Todd					
4	72	1:41	3	M. Fannin 36-yard pass from C. Todd					
5	74	2:55	4	N. Caudle 52-yard run					
TENNESSEE									
10	44	3:30	1	W. Byrum 29-yard field goal					
4	4	1:10	1	W. Byrum 43-yard field goal					
9	87	2:32	2	B. Tate 11-yard run					
7	55	2:31	3	W. Byrum 19-yard field goal					
8	70	2:25	4	T. Zachery 11-yard pass from C. Todd					
9	35	3:32	4	W. Byrum 22-yard field goal					

2009 Starting Lineups

Offense

	WR	TE	LT	LG	C	RG	RT	WR	HB	QB	TB
LOUISIANA TECH	Zachery	Trott	Ziamba	Berry	Pugh	Isom	McCain	Adams	Fannin	Todd	Tate
MISSISSIPPI STATE	Burns	Trott	Ziamba	Berry	Pugh	Isom	McCain	Adams	E. Smith	Todd	McCaleb
WEST VIRGINIA	Zachery	Trott	Ziamba	Berry	Pugh	Isom	McCain	Hawthorne	E. Smith	Todd	Tate
BALL STATE	Zachery	Wisner (WR)	Ziamba	Berry	Pugh	Sullen	McCain	Adams	Fannin	Todd	Tate
at Tennessee	Zachery	Trott	Ziamba	Berry	Pugh	Eddins	McCain	Wisner	Fannin	Todd	Tate
at Arkansas	Burns	Trott	Ziamba	Berry	Pugh	Isom	McCain	Adams	E. Smith	Todd	Tate
KENTUCKY	Zachery	Trott	Ziamba	Berry	Pugh	Isom	McCain	Burns	E. Smith	Todd	Tate
at LSU	Zachery	Trott	Ziamba	Berry	Pugh	Isom	McCain	Adams	Fannin	Todd	Tate
OLE MISS	Burns	Trott	Ziamba	Berry	Pugh	Isom	McCain	Adams	E. Smith	Todd	Fannin
FURMAN	Burns	Trott	Ziamba	Berry	Pugh	Isom	McCain	Lutzenkirchen (TE)	E. Smith	Todd	Fannin
at Georgia	Blake	McCaleb (RB)	Ziamba	Berry	Pugh	Isom	McCain	Adams	E. Smith	Todd	Tate

ALABAMA

Defense

	LE	LT	NG	RE	LB	LB	LB	CB	S	S	CB
LOUISIANA TECH	Coleman	Fairley	Ricks	Goggans	Stevens	Bynes	Herring	McFadden	Etheridge	Bates	Thorpe
MISSISSIPPI STATE	Coleman	Blanc	Ricks	Goggans	Stevens	Bynes	Herring	McFadden	Etheridge	Bates	Thorpe
WEST VIRGINIA	Coleman	Blanc	Ricks	Goggans	Stevens	Bynes	Freeman	McFadden	Etheridge	Bates	Thorpe
BALL STATE	Coleman	Blanc	Ricks	Goggans	Stevens	Bynes	Freeman	McFadden	Etheridge	Bates	Thorpe
at Tennessee	Coleman	Blanc	Ricks	Goggans	Stevens	Bynes	Freeman	McFadden	Etheridge	Bates	Thorpe
at Arkansas	Coleman	Blanc	Ricks	Goggans	Stevens	Bynes	Herring	McFadden	Etheridge	Bates	Thorpe
KENTUCKY	Coleman	Blanc	Ricks	Carter	Stevens	Bynes	Herring	McFadden	Etheridge	Bates	Thorpe
at LSU	Coleman	Blanc	Ricks	Carter	Stevens	Bynes	Freeman	McFadden	Etheridge	Bates	Thorpe
OLE MISS	Coleman	Blanc	Ricks	Carter	Stevens	Bynes	Freeman	McFadden	Etheridge	Bates	Thorpe
FURMAN	Coleman	Blanc	Ricks	Cater	Stevens	Bynes	Freeman	McFadden	Washington	Bates	Thorpe
at Georgia	Coleman	Blanc	Ricks	Carter	Stevens	Bynes	Freeman	McFadden	Washington	Bates	Thorpe

ALABAMA

2009 Game-By-Game Team Statistics

Game	Score	First Downs		Rushing No-Yds-TD	Passing		Total Off. Pl-Yds	Punts No-Avg	Fum. F/L	Penalties No-Yds	3rd Dns	Time of Poss
		Tot	Ru-Pa-Pe		C-A-I	Yds TD						
Louisiana Tech at Auburn	13 37	19 27	6-8-5 17-9-1	37-6-0 52-301-2	18-33-1 17-27-0	149 1 255 2	70-245 79-556	6-38.3 2-41.0	3/1 3/2	3-30 8-87	5-14 8-13	31:23 28:37
Mississippi State at Auburn	24 49	14 29	6-7-1 18-8-3	38-167-1 59-390-5	11-21-2 11-24-0	130 1 199 1	59-297 83-589	6-45.2 5-28.8	0/0 2/0	10-89 5-40	5-14 6-13	28:57 31:03
West Virginia at Auburn	30 41	23 20	11-11-1 7-12-1	39-207-3 41-100-0	24-41-5 17-33-1	302 1 300 4	80-509 74-400	2-49.5 5-44.0	1/1 1/0	4-45 5-37	10-15 9-18	32:45 27:15
Ball State at Auburn	30 54	19 21	10-6-3 10-11-0	44-146-2 34-254-2	18-30-0 21-29-1	114 1 306 5	74-260 63-560	4-41.2 2-43.5	2/2 2/1	4-23 9-86	5-15 4-10	35:56 24:04
at Tennessee Auburn	22 26	19 24	6-12-1 11-13-0	29-151-1 48-224-1	20-44-0 20-35-0	259 2 235 1	73-410 83-459	8-41.8 6-42.5	1/1 2/0	4-30 3-35	4-17 6-17	25:14 34:46
at Arkansas Auburn	44 23	28 15	12-10-6 9-5-1	45-221-4 35-242-3	24-37-1 15-29-0	274 2 133 0	82-495 64-375	4-41.0 7-39.0	1/0 4/3	5-45 8-56	5-13 4-14	38:27 21:33
Kentucky at Auburn	21 14	21 16	15-5-1 12-4-0	49-282-3 49-220-1	9-22-0 11-25-1	75 0 95 0	71-357 74-315	6-41.0 7-35.7	1/0 0/0	0-0 10-76	3-14 6-18	32:35 27:25
at LSU Auburn	31 10	22 15	5-14-3 9-5-1	32-122-2 41-112-0	22-34-0 11-20-1	254 2 81 1	66-376 61-193	4-35.2 7-39.7	1/1 3/2	9-49 7-64	6-15 4-13	31:11 28:49
Ole Miss at Auburn	20 33	19 18	11-7-1 8-9-1	39-219-1 43-175-1	16-35-2 13-24-0	175 1 226 2	74-394 67-401	6-43.7 7-40.9	3/1 2/1	6-54 6-43	3-15 5-15	33:16 26:44
Furman at Auburn	31 63	15 30	6-7-2 13-16-1	31-87-3 39-282-5	14-28-1 27-30-0	179 1 373 4	59-266 69-655	8-48.1 2-45.5	0/0 3/2	3-21 7-55	1-12 6-8	28:12 31:48
at Georgia Auburn	31 24	18 18	10-6-2 8-10-0	38-169-3 38-115-0	9-17-0 20-28-2	173 1 238 2	55-342 66-353	5-47.4 4-44.2	0/0 1/0	4-29 9-60	5-11 5-13	29:13 30:47
Alabama at Auburn												

Miscellaneous Statistics

Average Time of Possession (by Quarter)

	<u>1</u>	<u>2</u>	<u>3</u>	<u>4</u>	<u>Total</u>
AUBURN	7:18	6:42	7:03	7:22	28:26
Opponent	7:41	8:17	7:56	7:37	31:33

Third Down Conversions (by Quarter)

	<u>1</u>	<u>2</u>	<u>3</u>	<u>4</u>	<u>Total</u>
AUBURN	15 of 40	16 of 40	15 of 35	17 of 37	63 of 152
<i>Pct.</i>	37.5	40.0	42.9	45.9	41.4
Opponents	10 of 34	11 of 42	13 of 39	18 of 40	52 of 155
<i>Pct.</i>	29.4	26.2	33.3	45.0	33.5

Third Down Conversions (by Yardage)

<u>Yards to go</u>	<u>1-3</u>	<u>4-6</u>	<u>7-10</u>	<u>11+</u>	<u>Total</u>
AUBURN	29 of 43	16 of 37	15 of 45	3 of 27	63 of 152
<i>Pct.</i>	67.4	43.2	33.3	11.1	41.4
Opponents	18 of 37	11 of 29	17 of 59	6 of 30	52 of 155
<i>Pct.</i>	48.6	37.9	28.8	20.0	33.5

Turnovers

Takeaways — 19, Giveaways — 17
 Difference — +2
 Points Off TOs — AU 55, Opp. 61
 Points Off TOs/Game — AU 5.0, Opp. 5.5

Kickoffs

Kickoffs — 71
 Byrum — 6 KO, 1 TB, 0 OB
 Hull — 65 KO, 4 TB, 3 OB
 Touchbacks — 5
 Out of Bounds — 3
 Opp. Returns — 63 for 1462 yards (23.2)
 On-side kicks — 0-for-0

Red Zone

AU Scores/Times in Red Zone: 33/35 (.943)
 AU TDs/Times in Red Zone: 25/35 (.714)
 Scores (33): 25 TD, 8 FG
 Non-Scores (2): 2 Fumbles
 Opp. Scores/Times in Red Zone: 37/39 (.949)
 Opp. TDs/Times in Red Zone: 27/39 (.692)
 Scores (37): 27 TD, 10 FG
 Non-Scores (2): INT, Fumble

2009 Game-By-Game Individual Statistics

Rushing

<u>No.-Yds, TD</u>	<u>#18 Burns</u>	<u>#27 Fannin</u>	<u>#23 McCalebb</u>	<u>#32 Smith</u>	<u>#44 Tate</u>	<u>#12 Todd</u>
LOUISIANA TECH	8-23, 1	0-0, 0	22-148, 1	DNP	20-117, 0	1-3, 0
MISSISSIPPI STATE	9-32, 3	9-75, 0	16-114, 1	3-8, 0	20-157, 1	1-6, 0
WEST VIRGINIA	7-10, 0	1-0, 0	8-20, 0	0-0, 0	19-75, 0	5-(-14), 0
BALL STATE	1-2, 0	0-0, 0	8-83, 1	7-47, 0	13-63, 0	1-2, 0
at Tennessee	5-16, 0	1-32, 0	31-51, 0	0-0, 0	25-128, 1	3-(-13), 0
at Arkansas	2-7, 0	0-0, 0	6-23, 1	0-0, 0	22-184, 2	4-(-32), 0
KENTUCKY	6-37, 0	2-(-1), 0	7-22, 0	0-0, 0	31-132, 1	2-15, 0
at LSU	6-17, 0	6-56, 0	3-3, 0	0-0, 0	18-67, 0	7-(-24), 0
OLE MISS	2-2, 0	6-35, 0	DNP	0-0, 0	25-144, 1	5-(-27), 0
FURMAN	0-0, 0	6-60, 0	DNP	10-44, 1	12-75, 2	2-8, 0
at Georgia	3-10, 0	0-0, 0	11-60, 0	0-0, 0	20-67, 0	4-(-22), 0
ALABAMA						

Receiving

<u>No.-Yds, TD</u>	<u>#89 Adams</u>	<u>#18 Burns</u>	<u>#27 Fannin</u>	<u>#13 Hawthorne</u>	<u>#82 Wisner</u>	<u>#81 Zachery</u>
LOUISIANA TECH	4-65, 1	0-0, 0	8-82, 0	DNP	0-0, 0	3-98, 1
MISSISSIPPI STATE	5-116, 0	1-2, 0	1-3, 0	DNP	1-24, 0	2-41, 0
WEST VIRGINIA	6-80, 3	1-8, 0	1-82, 1	0-0, 0	1-16, 0	1-15, 0
BALL STATE	5-73, 1	0-0, 0	3-55, 1	0-0, 0	0-0, 0	5-122, 2
at Tennessee	2-29, 0	0-0, 0	6-25, 0	0-0, 0	1-16, 0	2-28, 1
at Arkansas	3-24, 0	0-0, 0	2-(-1), 0	0-0, 0	0-0, 0	2-25, 0
KENTUCKY	3-57, 0	0-0, 0	2-9, 0	0-0, 0	0-0, 0	4-24, 0
at LSU	0-0, 0	0-0, 0	1-0, 0	0-0, 0	0-0, 0	1-1, 0
OLE MISS	4-68, 1	1-8, 0	3-35, 0	0-0, 0	0-0, 0	2-83, 0
FURMAN	6-115, 3	0-0, 0	2-38, 1	1-3, 0	0-0, 0	0-0, 0
at Georgia	6-90, 0	1-5, 1	6-55, 0	0-0, 0	0-0, 0	1-31, 1
ALABAMA						

<u>No.-Yds, TD</u>	<u>#43 Lutzenkirchen</u>	<u>#5 Trott</u>	<u>#23 McCalebb</u>	<u>#32 Smith</u>	<u>#44 Tate</u>
LOUISIANA TECH	0-0, 0	0-0, 0	0-0, 0	DNP	2-10, 0
MISSISSIPPI STATE	1-13, 1	0-0, 0	0-0, 0	0-0, 0	0-0, 0
WEST VIRGINIA	0-0, 0	2-20, 0	0-0, 0	4-74, 0	1-5, 0
BALL STATE	1-14, 0	1-6, 1	1-(-3), 0	0-0, 0	3-18, 0
at Tennessee	0-0, 0	1-13, 0	3-62, 0	3-45, 0	2-17, 0
at Arkansas	0-0, 0	3-16, 0	0-0, 0	1-21, 0	3-16, 0
KENTUCKY	0-0, 0	0-0, 0	1-2, 0	1-3, 0	0-0, 0
at LSU	2-18, 1	1-15, 0	0-0, 0	3-31, 0	2-0, 0
OLE MISS	0-0, 0	1-14, 1	DNP	1-17, 0	1-1, 0
FURMAN	1-21, 0	1-26, 0	DNP	4-34, 0	0-0, 0
at Georgia	0-0, 0	1-34, 0	1-(-3), 0	0-0, 0	2-21, 0
ALABAMA					

Passing

<u>C-A-Yds-Int, TD</u>	<u>#18 Burns</u>	<u>#12 Todd</u>
LOUISIANA TECH	0-1-0-0, 0	17-26-255-0, 2
MISSISSIPPI STATE	1-1-13-0, 1	10-23-186-0, 0
WEST VIRGINIA	1-2-16-0, 0	16-31-284-1, 4
BALL STATE	0-0-0-0, 0	19-26-287-0, 5
at Tennessee	1-3-17-0, 0	19-32-218-0, 1
at Arkansas	0-1-0-0, 0	15-28-133-0, 0
KENTUCKY	1-1-15-0, 0	10-24-80-1, 0
at LSU	0-1-0-0, 0	8-14-47-1, 0
OLE MISS	1-2-14-0, 1	12-22-212-0, 1
FURMAN	0-0-0-0, 0	17-18-256-0, 4
at Georgia	0-0-0-0, 0	20-28-238-2, 2
ALABAMA		

Field Goals

<u>Made. (Missed)</u>	<u>#18 Byrum</u>
LOUISIANA TECH	25, 49, 47
MISSISSIPPI STATE	--
WEST VIRGINIA	46, 42
BALL STATE	32
at Tennessee	29, 43, (46), 19, 22
at Arkansas	37
KENTUCKY	--
at LSU	24
OLE MISS	36
FURMAN	--
at Georgia	37
ALABAMA	

Punting

<u>No.-Avg. In 20</u>	<u>#97 Durst</u>
LOUISIANA TECH	2-41.0, 1
MISSISSIPPI STATE	4-36.0, 2
WEST VIRGINIA	5-44.0, 1
BALL STATE	2-43.5, 0
at Tennessee	5-43.6, 2
at Arkansas	7-39.0, 0
KENTUCKY	7-35.7, 1
at LSU	7-39.7, 3
OLE MISS	6-42.0, 2
FURMAN	2-45.5, 1
at Georgia	3-48.0, 3
ALABAMA	

2009 Game-By-Game Individual Statistics

Defensive Linemen

<u>Solo+Ast=Total</u>	<u>#93 Blanc</u>	<u>#45 Carter</u>	<u>#52 Coleman</u>	<u>#90 Fairley</u>	<u>#49 Goggans</u>	<u>#91 Ricks</u>
LOUISIANA TECH	1+1=2	DNP	4+3=7	2+3=5	1+1=2	3+3=6
MISSISSIPPI STATE	1+3=4	DNP	0+3=3	0+0=0	1+3=4	0+1=1
WEST VIRGINIA	2+0=2	DNP	3+3=6	1+2=3	2+1=3	1+1=2
BALL STATE	0+1=1	2+1=3	1+2=3	1+0=1	2+2=4	2+1=3
at Tennessee	1+0=0	1+0=1	0+0=0	0+1=1	1+1=2	0+1=1
at Arkansas	4+0=4	1+0=1	0+0=0	1+2=3	0+2=2	1+0=1
KENTUCKY	0+4=4	1+4=5	2+3=5	1+0=1	1+0=1	2+1=3
at LSU	0+7=7	3+1=4	1+5=6	0+1=1	0+2=2	1+3=4
OLE MISS	2+2=4	1+1=2	4+1=5	0+1=1	0+0=0	2+2=4
FURMAN	0+0=0	0+2=2	1+1=2	0+1=1	1+0=1	0+0=0
at Georgia	0+9=9	2+2=4	2+2=4	2+0=2	0+0=0	2+6=8
ALABAMA						

Linebackers

<u>Solo+Ast=Total</u>	<u>#17 Bynes</u>	<u>#35 Evans</u>	<u>#21 Freeman</u>	<u>#58 Gaston</u>	<u>#31 Herring</u>	<u>#46 Stevens</u>
LOUISIANA TECH	5+3=8	0+1=1	DNP	1+0=1	2+0=2	6+2=8
MISSISSIPPI STATE	2+6=8	0+1=1	2+4=6	1+0=1	1+3=4	4+3=7
WEST VIRGINIA	10+2=12	DNP	1+0=1	0+1=1	1+0=1	8+3=11
BALL STATE	5+1=6	2+0=2	0+0=0	1+5=6	0+0=0	4+2=6
at Tennessee	5+4=9	2+0=2	0+0=0	DNP	0+0=0	5+6=11
at Arkansas	5+3=8	2+0=2	DNP	DNP	2+0=2	9+3=12
KENTUCKY	6+3=9	0+1=1	0+0=0	DNP	1+2=3	3+4=7
at LSU	3+4=7	0+1=1	5+7=12	DNP	DNP	4+3=7
OLE MISS	4+2=6	1+0=1	6+3=9	DNP	0+0=0	5+3=8
FURMAN	1+3=4	5+0=5	0+0=0	DNP	DNP	2+0=2
at Georgia	3+4=7	2+2=4	0+2=2	DNP	DNP	1+3=4
ALABAMA						

Defensive Backs

<u>Solo+Ast=Total</u>	<u>#25 Bates</u>	<u>#4 Etheridge</u>	<u>#6 McFadden</u>	<u>#11 Slade</u>	<u>#15 Thorpe</u>	<u>#14 Washington</u>
LOUISIANA TECH	1+2=3	6+2=8	1+1=2	1+2=3	3+0=3	1+1=2
MISSISSIPPI STATE	0+3=3	6+2=8	4+0=4	0+1=1	5+2=7	0+2=2
WEST VIRGINIA	4+0=4	2+1=3	5+0=5	0+0=0	5+2=7	3+2=5
BALL STATE	5+2=7	1+2=3	2+1=3	DNP	5+1=6	2+0=2
at Tennessee	6+1=7	5+1=6	1+4=5	0+0=0	3+4=7	2+2=4
at Arkansas	5+1=6	7+0=7	1+1=2	2+0=2	8+3=11	1+1=2
KENTUCKY	6+2=8	5+2=7	3+0=3	1+1=2	3+1=4	2+0=2
at LSU	0+4=4	3+4=7	2+0=2	0+0=0	2+6=8	2+0=2
OLE MISS	5+4=9	1+2=3	4+1=5	2+1=3	2+0=2	0+1=1
FURMAN	2+0=2	DNP	1+0=1	2+0=2	1+1=2	3+0=3
at Georgia	1+2=3	DNP	2+1=3	0+0=0	1+4=5	1+3=4
ALABAMA						

Others

<u>Solo+Ast=Total</u>	<u>#22 Bell</u>	<u>#98 Clayton</u>	<u>#20 Cole</u>	<u>#95 Ford</u>
LOUISIANA TECH	1+0=1	DNP	1+1=2	0+1=1
MISSISSIPPI STATE	1+0=1	1+2=3	0+0=0	1+0=1
WEST VIRGINIA	1+0=1	1+0=1	DNP	0+0=0
BALL STATE	1+0=1	1+1=2	DNP	1+3=4
at Tennessee	0+0=0	DNP	DNP	0+0=0
at Arkansas	2+0=2	DNP	DNP	1+1=2
KENTUCKY	0+0=0	DNP	DNP	0+0=0
at LSU	0+0=0	0+0=0	DNP	0+0=0
OLE MISS	0+0=0	DNP	DNP	0+0=0
FURMAN	0+0=0	DNP	DNP	3+1=4
at Georgia	2+0=2	0+0=0	DNP	0+0=0
ALABAMA				

2009 Player Participation

Player	Pos.	2009 Games Played	2009 Starts	Career Games Played	Career Starts	Consec. Career Starts	Player	Pos.	2009 Games Played	2009 Starts	Career Games Played	Career Starts	Consec. Career Starts
Darvin Adams	WR	11	7	21	7	1	Ashton Richardson	LB	11	-	11	-	-
Gabe Barrett	DB	3	-	3	-	-	Jake Ricks	DT	11	11	42	11	11
Daren Bates	DB	11	11	11	11	11	Darrell Roseman	OL	4	-	4	-	-
T'Sharvan Bell	DB	11	-	11	-	-	Aairon Savage	FS	-	-	19	15	-
DeAngelo Benton	WR	10	-	10	-	-	Ryan Shoemaker	P	-	-	13	-	-
Mike Berry	OL	11	11	29	19	16	Mike Slade	DB	10	-	22	-	-
Emory Blake	WR	9	1	9	1	1	Eric Smith	RB	10	7	22	7	3
Mike Blanc	DL	11	10	35	16	10	Vance Smith	OL	2	-	14	2	-
Jorell Bostrom	OL	10	-	10	-	-	Travante Stallworth	WR	10	-	10	-	-
Kodi Burns	QB	11	5	30	13	-	Craig Stevens	LB	11	11	36	31	24
Josh Bynes	LB	11	11	28	19	19	John Sullen	OL	11	1	11	1	-
Wes Byrum	K	11	-	35	-	-	Ben Tate	RB	11	8	45	17	1
Quindarius Carr	WR	11	-	23	-	-	Neiko Thorpe	DB	11	11	22	12	11
Antoine Carter	DE	8	5	31	6	5	Chris Todd	QB	11	11	18	16	11
Neil Caudle	QB	5	-	8	-	-	Jamar Travis	DL	8	-	8	-	-
Wade Christopher	LB	6	-	8	-	-	Tommy Trott	TE	11	9	50	31	-
Zach Clayton	DT	5	-	26	1	-	Demond Washington	DB	11	2	11	2	2
Drew Cole	DB	2	-	13	-	-	Derek Winter	WR	11	-	19	-	-
Antonio Coleman	DE	11	11	48	29	13	Jay Wisner	WR	11	2	11	2	-
Jared Cooper	OL	11	-	17	-	-	Bailey Woods	TE	9	-	9	-	-
Clayton Crofoot	H	11	-	23	-	-	Terrell Zachery	WR	11	6	24	6	-
John Cubelic	WR	1	-	2	-	-	Lee Ziemba	OT	11	11	36	36	36
John Douglas	RB	11	-	14	1	-							
Watson Downs	LB	3	-	3	-	-							
Clinton Durst	P	11	-	22	-	-							
Bart Eddins	OL	10	1	25	1	-							
Zac Etheridge	SS	9	9	36	33	-							
Jonathan Evans	LB	11	-	11	-	-							
Nick Fairley	DL	11	1	11	1	-							
Mario Fannin	RB	11	6	39	11	-							
Dee Ford	DE	11	-	11	-	-							
Eltoro Freeman	LB	9	7	9	7	4							
Harris Gaston	LB	4	-	4	-	-							
Stephen Gibbons	OL	1	-	1	-	-							
Michael Goggans	DE	11	6	36	18	-							
A.J. Greene	OL	2	-	3	-	-							
Anthony Gulley	WR	9	-	9	-	-							
Josh Harris	DS	11	-	11	-	-							
Tim Hawthorne	WR	9	1	34	5	-							
Adam Herring	LB	8	4	19	4	-							
Robert Hill	DE	2	-	2	-	-							
D'Antoine Hood	DB	8	-	20	1	-							
Davis Hooper	RB	3	-	3	-	-							
Morgan Hull	K	11	-	20	-	-							
Chris Humphries	DL	9	-	9	-	-							
Byron Isom	OL	9	9	21	16	6							
Joe Jones	DL	1	-	1	-	-							
Jason King	RB	9	-	9	-	-							
Philip Lutzenkirchen	TE	11	1	11	1	-							
Derrick Lykes	DL	11	-	11	-	-							
Andrew McCain	OL	11	11	38	11	11							
Onterio McCalebb	RB	9	2	9	2	1							
Walter McFadden	DB	11	11	47	23	23							
Gabe McKenzie	TE	11	-	49	1	-							
Mike McNeil	DB	-	-	25	12	-							
Ikeem Means	DB	10	-	10	-	-							
Andrew Parmer	OL	2	-	2	-	-							
Woody Parramore	DB	1	-	1	-	-							
Philip Pierre-Louis	WR	6	-	7	-	-							
Blake Poole	DB	1	-	1	-	-							
Ryan Pugh	OL	11	11	31	30	26							
Spencer Pybus	LB	-	-	12	-	-							

Top Ten Career Games Played (Active)

1.	Tommy Trott	50
2.	Gabe McKenzie	49
3.	Antonio Coleman	48
4.	Walter McFadden	47
5.	Ben Tate	45
6.	Jake Ricks	42
7.	Mario Fannin	39
8.	Andrew McCain	38
9.	Zac Etheridge	36
	Michael Goggans	36
	Craig Stevens	36
	Lee Ziemba	36

Top Ten Career Games Started (Active)

1.	Lee Ziemba	36
2.	Zac Etheridge	33
3.	Tommy Trott	31
	Craig Stevens	31
5.	Ryan Pugh	30
6.	Antonio Coleman	29
7.	Walter McFadden	23
8.	Michael Goggans	19
	Mike Berry	19
	Josh Bynes	19

Top Five Consecutive Starts (Active)

1.	Lee Ziemba	36
2.	Ryan Pugh	26
3.	Craig Stevens	24
4.	Walter McFadden	23
5.	Josh Bynes	19

2009 Superlatives

Auburn Team Superlatives

Points Scored	.63	vs. Furman (11/7)
Low	.10	at LSU (10/24)
First Downs	.30	vs. Furman (11/7)
Low	.15	at Arkansas (10/10)
		at LSU (10/24)
Rushing Plays	.59	vs. Mississippi State (9/12)
Low	.34	vs. Ball State (9/26)
Net Rushing Yards	.390	vs. Mississippi State (9/12)
Low	.100	vs. West Virginia (9/19)
Passes Attempted	.35	at Tennessee (10/3)
Low	.20	at LSU (10/24)
Passes Completed	.27	vs. Furman (11/7)
Low	.11	three times
		last at LSU (10/24)
Had Intercepted	.2	at Georgia (11/14)
Low	.0	six times
		last vs. Furman (11/7)
Net Passing Yards	.373	vs. Furman (11/7)
Low	.81	at LSU (10/24)
Total Offensive Plays	.83	vs. Mississippi State (9/12)
Low	.61	at LSU (10/24)
Total Net Offense	.655	vs. Furman (11/7)
Low	.193	at LSU (10/24)
Fumbles	.4	at Arkansas (10/10)
Low	.0	vs. Kentucky (10/17)
Fumbles Lost	.3	at Arkansas (10/10)
Low	.0	five times
		last at Georgia (11/14)
Penalties	.10	vs. Kentucky (10/17)
Low	.3	at Tennessee (10/3)
Penalty Yards	.87	vs. Louisiana Tech (9/5)
Low	.35	at Tennessee (10/3)

Auburn Individual Superlatives

Rushing Attempts	.31	by Ben Tate vs. Kentucky (10/17)
Net Rushing Yards	.184	by Ben Tate at Arkansas (10/10)
Rushing TDs	.3	by Kodi Burns vs. Mississippi St. (9/12)
Pass Attempts	.32	by Chris Todd at Tennessee (10/3)
Pass Completions	.20	by Chris Todd at Georgia (11/14)
Had Intercepted	.2	by Chris Todd at Georgia (11/14)
Net Passing Yards	.287	by Chris Todd vs. Ball State (9/26)
Passing TDs	.5	by Chris Todd vs. Ball State (9/26)
Receptions	.8	by Mario Fannin vs. La Tech (9/5)
Receiving Yards	.122	by Terrell Zachery vs. Ball State (9/26)
TD Receptions	.3	by Darvin Adams vs. W. Virginia (9/19)
		by Darvin Adams vs. Furman (11/7)
Punts	.7	three times
		last by Clinton Durst at LSU (10/24)
Punt Average	.48.0	by Clinton Durst at Georgia (11/14)
Punts Inside 20	.3	by Clinton Durst at LSU (10/24)
		by Clinton Durst at Georgia (11/14)
Punt Returns	.5	by Philip Pierre-Louis vs. Furman (11/7)
Punt Return Yards	.27	by Demond Washington at Georgia (11/14)
Kickoff Returns	.5	by Demond Washington at Georgia (11/14)
Kickoff Return Yards	.202	by Demond Washington at Georgia (11/14)
FG Attempts	.5	by Wes Byrum at Tennessee (10/3)
FG Made	.4	by Wes Byrum at Tennessee (10/3)
Interceptions	.2	by Walter McFadden vs. Ole Miss (10/31)
Interception Yards	.58	by Walter McFadden vs. Ole Miss (10/31)

Auburn Individual Long Plays

Rushing	.62	by Onterio McCalebb vs. Ball State (9/26)
Passing	.93	by Chris Todd vs. La Tech (9/5)
Receiving	.93	by Terrell Zachery vs. La Tech (9/5)
Field Goal	.49	by Wes Byrum vs. La Tech (9/5)
Punt	.58	by Clinton Durst at LSU (10/24)
Punt Return	.19	by Demond Washington at Georgia (11/14)
Kickoff Return	.99	by Demond Washington at Georgia (11/14)
Interception Return	.29	by Walter McFadden vs. Ole Miss (10/31)

Opponent Team Superlatives

Points Scored	.44	by Arkansas (10/10)
Low	.13	by Louisiana Tech (9/5)
First Downs	.28	by Arkansas (10/10)
Low	.14	by Mississippi State (9/12)
Rushing Plays	.49	by Kentucky (10/17)
Low	.29	by Tennessee (10/3)
Net Rushing Yards	.282	by Kentucky (10/17)
Low	.87	by Furman (11/7)
Passes Attempted	.44	by Tennessee (10/3)
Low	.17	by Georgia (11/14)
Passes Completed	.24	by West Virginia (9/19)
		by Arkansas (10/10)
Low	.9	by Kentucky (10/17)
		by Georgia (11/14)
Had Intercepted	.5	by West Virginia (9/19)
Low	.0	five times
		last by Georgia (11/14)
Net Passing Yards	.302	by West Virginia (9/19)
Low	.75	by Kentucky (10/17)
Total Offensive Plays	.82	by Arkansas (10/10)
Low	.55	by Georgia (11/14)
Total Net Offense	.509	by West Virginia (9/19)
Low	.245	by Louisiana Tech (9/5)
Fumbles	.3	by Louisiana Tech (9/5)
		by Ole Miss (10/31)
Low	.0	three times
		last by Georgia (11/14)
Fumbles Lost	.2	by Ball State (9/26)
Low	.0	five times
		last by Georgia (11/14)
Penalties	.10	by Mississippi State (9/12)
Low	.0	by Kentucky (10/17)
Penalty Yards	.89	by Mississippi State (9/12)
Low	.0	by Kentucky (10/17)

Opponent Individual Superlatives

Rushing Attempts	.22	by Dexter McCluster of Ole Miss (10/31)
Net Rushing Yards	.186	by Dexter McCluster of Ole Miss (10/31)
Rushing TDs	.3	by Noel Devine of West Virginia (9/19)
Pass Attempts	.43	by Jonathan Crompton of Tennessee (10/3)
Pass Completions	.24	by Ryan Mallett of Arkansas (10/10)
Had Intercepted	.4	by Jarrett Brown of West Virginia (9/19)
Net Passing Yards	.274	by Ryan Mallett of Arkansas (10/10)
Passing TDs	.2	three times
		last by Jordan Jefferson of LSU (10/24)
Receptions	.12	by Jock Sanders of West Virginia (9/19)
Receiving Yards	.115	by Jock Sanders of West Virginia (9/19)
TD Receptions	.1	13 times
Punts	.8	by Chad Cunningham of Tennessee (10/3)
		by Trent Hawk of Furman (11/7)
Punt Average	.49.5	by Scott Kozlowski of West Virginia (9/19)
Punts Inside 20	.4	by Chad Cunningham of Tennessee (10/3)
		by Ryan Tydlacka of Kentucky (10/17)
Punt Returns	.3	by Marshay Green of Ole Miss (10/31)
Punt Return Yards	.43	by Marshay Green of Ole Miss (10/31)
Kickoff Returns	.9	by R.J. Webb of Furman (11/7)
Kickoff Return Yards	.195	by R.J. Webb of Furman (11/7)
FG Attempts	.3	by Ian McGarvey of Ball State (9/26)
		by Josh Jasper of LSU (10/24)
FG Made	.3	by Ian McGarvey of Ball State (9/26)
Interceptions	.1	six times
Interception Yards	.21	by Jason Pinkston of Ball State (9/26)
		by Reshad Jones of Georgia (11/14)

Opponent Individual Long Plays

Rushing	.79	by Dexter McCluster of Ole Miss (10/31)
Passing	.58	by Jarrett Brown of West Virginia (9/19)
Receiving	.58	by Brad Starks of West Virginia (9/19)
Field Goal	.51	by Blair Walsh of Georgia (11/14)
Punt	.60	by Trent Hawk of Furman (11/7)
Punt Return	.29	by Marshay Green of Ole Miss (10/31)
Kickoff Return	.82	by Jesse Grandy of Ole Miss (10/31)
Interception Return	.21	by Jason Pinkston of Ball State (9/26)
		by Reshad Jones of Georgia (11/14)

2009 Plays Of 20+ Yards

Yards	Type	Player(s)	Opponent	Qtr.
93 (TD)	pass	Terrell Zachery from Chris Todd	Louisiana Tech	3rd
82 (TD)	pass	Mario Fannin from Chris Todd	West Virginia	3rd
65 (TD)	pass	Terrell Zachery from Chris Todd	Ball State	2nd
62	run	Onterio McCalebb	Ball State	2nd
60 (TD)	run	Ben Tate	Arkansas	3rd
60	run	Terrell Zachery	Arkansas	3rd
53 (TD)	run	Ben Tate	Ole Miss	3rd
52 (TD)	run	Neil Caudle	Ball State	4th
50 (TD)	run	Anthony Gulley	Furman	4th
48 (TD)	run	Onterio McCalebb	Mississippi State	2nd
46 (TD)	pass	Terrell Zachery from Chris Todd	Ball State	2nd
42	pass	Terrell Zachery from Chris Todd	Ole Miss	2nd
41	pass	Terrell Zachery from Chris Todd	Ole Miss	3rd
41 (TD)	pass	Darvin Adams from Chris Todd	Furman	2nd
37	pass	Eric Smith from Chris Todd	West Virginia	2nd
37	pass	Darvin Adams from Chris Todd	Kentucky	4th
36 (TD)	pass	Mario Fannin from Chris Todd	Ball State	3rd
35 (TD)	run	Ben Tate	Mississippi State	3rd
34	pass	Tommy Trott from Chris Todd	Georgia	3rd
33	pass	Terrell Zachery from Chris Todd	Mississippi State	4th
32	run	Mario Fannin	Tennessee	3rd
32	pass	Quindarius Carr from Chris Todd	Arkansas	3rd
31 (TD)	pass	Terrell Zachery from Chris Todd	Georgia	1st
30	pass	Darvin Adams from Chris Todd	Mississippi State	1st
30	run	Mario Fannin	Furman	2nd
28	pass	Darvin Adams from Chris Todd	Louisiana Tech	4th
28	pass	Darvin Adams from Chris Todd	Mississippi State	2nd
28	pass	Eric Smith from Chris Todd	West Virginia	1st
28	run	Ben Tate	Arkansas	3rd
28 (TD)	pass	Darvin Adams from Chris Todd	Ole Miss	2nd
26	pass	Mario Fannin from Chris Todd	Louisiana Tech	1st
26 (TD)	pass	Darvin Adams from Chris Todd	Ball State	3rd
26	pass	Tommy Trott from Chris Todd	Furman	1st
26	pass	DeAngelo Benton from Chris Todd	Furman	2nd
24	pass	Jay Wisner from Chris Todd	Mississippi State	3rd
24	pass	Onterio McCalebb from Chris Todd	Tennessee	1st
24 (TD)	pass	Mario Fannin from Chris Todd	Furman	1st
24	pass	Mario Fannin from Chris Todd	Georgia	2nd
23	run	Mario Fannin	Mississippi State	1st
23 (TD)	pass	Darvin Adams from Chris Todd	Furman	2nd
22	pass	Onterio McCalebb from Chris Todd	Tennessee	2nd
22	pass	DeAngelo Benton from Neil Caudle	Furman	3rd
22	pass	Mario Fannin from Chris Todd	Georgia	1st
21	pass	Darvin Adams from Chris Todd	Mississippi State	2nd
21	run	Ben Tate	Mississippi State	3rd
21	pass	Eric Smith from Chris Todd	Arkansas	2nd
21	run	Ben Tate	Arkansas	3rd
21	run	Mario Fannin	Ole Miss	4th
21	pass	Darvin Adams from Chris Todd	Furman	1st
21	pass	Philip Lutzenkirchen from Neil Caudle	Furman	4th
20	pass	Mario Fannin from Chris Todd	Louisiana Tech	2nd
20	pass	Darvin Adams from Chris Todd	Mississippi State	2nd
20	run	Ben Tate	Tennessee	2nd
20	pass	Darvin Adams from Chris Todd	Tennessee	4th
20	pass	Darvin Adams from Chris Todd	Furman	1st
20	pass	Darvin Adams from Chris Todd	Georgia	4th
20	run	Onterio McCalebb	Georgia	4th

Play Breakdown

BY PLAY

Pass.....	40
Run	17

BY GAME

Louisiana Tech	4
Mississippi State	10
West Virginia	3
Ball State	6
at Tennessee	5
at Arkansas	6
Kentucky	1
at LSU	0
Ole Miss	5
Furman	11
at Georgia	6
Alabama	-

BY QUARTER

1st	11
2nd	19
3rd	17
4th	10

RUSHING

Ben Tate	7
Mario Fannin	4
Onterio McCalebb	3
Neil Caudle	1
Anthony Gulley	1
Terrell Zachery.....	1

PASSING

Chris Todd	38
Neil Caudle	2

RECEIVING

Darvin Adams	14
Terrell Zachery.....	7
Mario Fannin	7
Eric Smith	3
DeAngelo Benton	2
Onterio McCalebb	2
Tommy Trott.....	2
Quindarius Carr	1
Philip Lutzenkirchen	1
Jay Wisner.....	1

The Last Time ...

An Auburn Team

Had 35 First Downs... vs. Western Carolina, 2002 (37)
Had 30 First Downs... vs. Furman, 2009 (30)
Had 400 yards rushing... vs. Mississippi State, 2003 (405)
Had 300 yards rushing... vs. Mississippi State, 2009 (390)
Had 300 yards rushing in consecutive games... vs. Louisiana Tech (301); vs. Mississippi State (390), 2009
Had 50 or more rushing attempts... vs. Louisiana Tech, 2009 (52)
Had six or more rushing TDs... at Kentucky, 2005 (6)
Had five or more rushing TDs... vs. Furman, 2009 (5)
Had four or more rushing TDs... vs. Furman, 2009 (5)
Had 350 or more yards passing... vs. Furman, 2009 (373)
Had 300 or more yards passing... vs. Furman, 2009 (373)
Had 50 or more pass attempts... vs. Mississippi State, 1997 (54)
Had 30 or more pass completions... vs. Arkansas, 1995 (34)
Had five TDs passing... vs. Ball State, 2009 (5)
Had four TDs passing... vs. Furman, 2009 (4)
Had three TDs passing... vs. Furman, 2009 (4)
Had 500 or more yards total offense... vs. Furman, 2009 (655)
Had 500 or more yards total offense in consecutive games... vs. Louisiana Tech (556), vs. Mississippi State, 2009 (589)
Had 80 or more total plays... at Tennessee, 2009 (83)
Scored 70 or more points... vs. Louisiana-Monroe, 2003 (73)
Scored 60 or more points... vs. Furman, 2009 (63)
Scored 50 or more points... vs. Furman, 2009 (63)
Scored 40 or more points... vs. Furman, 2009 (63)
Scored 40 or more points in three consecutive games... vs. Mississippi State (49), vs. West Virginia (41), vs. Ball State (54), 2009
Had five or more fumbles... vs. Southern Miss (5), 2008
Did not commit a turnover... at Tennessee, 2009
Had 200-yard rusher and 100-yard receiver in a game... vs. Syracuse, 2002 (Carnell Williams [202 rush] and Marcel Willis [113 receiving])
Had 150-yard rusher and 150-yard receiver in a game... at Arkansas, 2001 (Carnell Williams [177 rush] and Tim Carter [156 receiving])
Had 100-yard receiver and 100-yard rusher in a game... vs. Mississippi State, 2009 (Ben Tate [157 rush], Onterio McCalebb [114 rush], Darvin Adams [116 rec])
Had two 100-yard rushers in a game... vs. Mississippi State, 2009 (Ben Tate [157] and Onterio McCalebb [114])
Had two 150-yard rushers in a game... vs. Mississippi State, 2003 (Brandon Jacobs [182] and Carnell Williams [164])
Had three 100-yard rushers in a game ... vs. Maryland, 1983 (Tommie Agee [219], Lionel James [115] and Bo Jackson [105])
Had two 100-yard receivers in a game... vs. LSU, 1999 (Ronney Daniels [120] and Markeith Cooper [105])
Had a 60-yard run and a 60-yard pass in a game ... vs. Ball State, 2009 (Onterio McCalebb 62 rush, Chris Todd to Terrell Zachery 65 pass)
Had three players with 2 rushing TDs... vs. Louisiana-Monroe, 2003 (Carnell Williams [2], Brandon Jacobs [2], Tre Smith [2])
Had two players with seven or more catches in a game ... Courtney Taylor vs. Alabama, 2003 (7), Silas Daniels vs. Alabama, 2003 (7)
Scored a touchdown on offense, defense and special teams... vs. Louisiana-Monroe, 2008 (2 offense [1 pass, 1 rush], 1 defense [fumble return], 1 special team [punt return])
Scored on the first offensive play ... vs. Alabama, 2003 (Carnell Williams, 80 yard run)
Returned a punt for a TD... vs. Louisiana-Monroe, 2008 (Robert Dunn) [66 yards]
Returned a kickoff for a TD... at Georgia, 2009 (Demond Washington) [99 yards]
Returned opening kickoff for a TD... vs. Tennessee-Martin, 2008 (Tristan Davis) [95 yards]
Returned three Interceptions for TDs... vs. LSU, 1994 (Ken Alvis, Fred Smith, Brian Robinson)
Returned two Interceptions for TDs... vs. LSU, 1994 (Ken Alvis, Fred Smith, Brian Robinson)
Returned an Interception for a TD... vs. Ole Miss, 2009 (Walt McFadden) [29]
Returned two fumbles for TDs... vs. Vanderbilt, 2002 (Spencer Johnson, Karlos Dansby)
Returned a fumble for a TD... vs. Tennessee, 2008 (Jake Ricks) [0]
Blocked a punt ... vs. Florida, 2006 (Jerraud Powers)
Blocked two punts... vs. La-Monroe, 2003 (3 - Justin Fetsko [2], Donnay Young)
Blocked three punts ... vs. La-Monroe, 2003 (3 - Justin Fetsko [2], Donnay Young)
Returned a blocked punt for a TD... vs. Florida, 2006 (Tre Smith)
Blocked a field goal ... vs. Kentucky, 2009 (Jake Ricks)
Returned a blocked field goal for a TD... vs. Kentucky, 2009 (Neiko Thorpe) [69]

Blocked two field goals in a game... at Georgia, 2001 (Alton Moore, 2)
Blocked a PAT attempt ... vs. Ole Miss, 2009 (Antonio Coleman)
Blocked two PAT attempt ... vs. LSU, 1998 (Charles Dorsey, 2)
Missed a kicking PAT... vs. Georgia, 2008 (mishandled snap)
Had a punt blocked... at Mississippi State, 2009 (Clinton Durst)
Had a field goal blocked... at Alabama, 2008 (Morgan Hull)
Had a successful on-side kick... at West Virginia, 2008 (Wes Byrum/Wes Byrum)
Was held scoreless... at Alabama, 2008 (0-36)
Was held scoreless at Jordan-Hare Stadium... vs. Southern California, 2003 (0-23)
Held an opponent scoreless... vs. Louisiana-Monroe, 2008 (34-0)
Held an opponent scoreless at Jordan-Hare Stadium... vs. La-Monroe, 2008 (34-0)
Held an opponent to five or less first downs... vs. Ball State, 2001 (5)
Held an opponent to 10 or less first downs... vs. Tennessee, 2008 (9)
Intercepted five or more passes... vs. West Virginia, 2009 (5)
Intercepted four or more passes... vs. West Virginia, 2009 (5)
Held an opponent to 300 or less yards total offense... vs. Furman, 2009 (266)
Held an opponent to 200 or less yards total offense... vs. Tennessee, 2008 (191)
Held an opponent to 150 or less yards total offense... at Mississippi State, 2008 (116)
Held an opponent to 100 or less yards total offense... vs. Ball State, 2001 (92)
Held an opponent to 100 or less yards rushing... vs. Furman, 2009 (87)
Held an opponent to 50 or less yards rushing... vs. Tennessee-Martin, 2008 (38)
Held an opponent to negative yards rushing... vs. Florida, 2001 (-36)
Held an opponent to 100 or less yards passing... vs. Kentucky, 2009 (75)
Held an opponent without a touchdown... at Mississippi State, 2008
Scored a safety... vs. Ball State, 2009 (Josh Bynes)
Scored on a fake field goal... vs. Vanderbilt, 2000 (Duval pass to Diamond)
Scored an offensive two-point conversion ... at Alabama, 2006 (Lee Guess pass from Carl Stewart)
Scored two or more offensive two-point conversions... vs. Florida, 2002 [2]
Scored a defensive two-point conversion... vs. Ole Miss, 2009 (Demond Washington)
Had 10 or more penalties... vs. Vanderbilt, 2007 (11)
Had 100 or more penalty yards... at Ole Miss, 2000 (112)
Had 35 minutes time of possession... at West Virginia, 2008 (35:19)
Was involved in a game that ended in a tie... vs. Georgia, 1994 (23-23)
Was involved in an overtime game... vs. Clemson [Chick-fil-A], 2007 (23-20 win)
Won a game without scoring an offensive touchdown ... at Miss. State, 2008 (3-2)

An Auburn Player

Rushed 40 times in a game... Carnell Williams vs. Syracuse, 2002 (40)
Rushed 35 times in a game... Kenny Irons at Georgia, 2005 (37)
Rushed 30 times in a game... Kenny Irons at Arkansas, 2005 (33)
Rushed for 200 yards in a game... Kenny Irons at LSU, 2005 (218)
Rushed for 150 yards in a game... Ben Tate at Arkansas, 2009 (184)
Rushed for 100 yards in a game... Ben Tate vs. Ole Miss, 2009 (144)
Quarterback rushed for 100 yards in a game... Kodi Burns vs. Tennessee-Martin, 2008 (158)
Rushed for 100 yards in five consecutive games... Kenny Irons vs. Alabama (103), at Georgia (179), at Kentucky (103), vs. Ole Miss (101), at LSU (218), 2005
Rushed for 100 yards in four consecutive games... Kenny Irons vs. Alabama (103), at Georgia (179), at Kentucky (103), vs. Ole Miss (101)
Rushed for 100 yards in three consecutive games... Ben Tate at Tennessee (128), at Arkansas (184), vs. Kentucky, (132), 2009
Rushed for 100 yards in consecutive games... Ben Tate at Arkansas (184), vs. Kentucky, (132), 2009
Rushed for 150 yards in three consecutive games... Carnell Williams vs. Tennessee (185), at Arkansas (150), vs. Mississippi State (164), 2003
Rushed for 150 yards in consecutive games... Kenny Irons at Arkansas (182), at LSU (218), 2005
Rushed for 4 or more TDs in a game... Carnell Williams vs. Mississippi State, 2003 (6)
Rushed for 3 or more TDs in a game... Kodi Burns vs. Mississippi State, 2009 (3)
Rushed for 2 or more TDs in four consecutive games... Carnell Williams vs. Western Carolina (2), vs. Vanderbilt (2), at Miss. State (2), vs. Syracuse (2), 2002
Rushed for 2 or more TDs in three consecutive games... Ronnie Brown at Florida (2), vs. LSU (2), at Ole Miss (3), 2002
Passed for 400 yards in a game... Ben Leard at Georgia, 1999 (416)
Passed for 300 yards in a game... Brandon Cox vs. Georgia Tech, 2005 (342)
Attempted 50 passes in a game... Dameyune Craig vs. Mississippi State, 1997 (54)

The Last Time ...

Attempted 40 passes in a game... Kodi Burns at Ole Miss, 2008 (43)
Threw five TDs in a game... Chris Todd vs. Ball State, 2009 (5)
Threw four TDs in a game... Chris Todd vs. Furman, 2009 (4)
Threw three TDs in a game... Chris Todd vs. Furman, 2009 (4)
Threw four TDs or more in consecutive games... Chris Todd vs. West Virginia (4), vs. Ball State (5), 2009
Had 400 yards total offense in a game... Jason Campbell vs. Tennessee, 2004 (431)
Had 300 yards total offense in a game... Kodi Burns at Ole Miss, 2008 (340)
Accounted for four or more TDs in a game... Chris Todd vs. Furman, 2009 (4)
Accounted for three or more TDs in a game... Chris Todd vs. Furman, 2009 (4); Darvin Adams vs. Furman, 2009 (3)
Caught 15 passes in a game... Willie Gosha vs. Arkansas, 1995 (17)
Caught 10 or more passes in a game... Ronney Daniels vs. Central Florida, 1999 (10)
Caught seven or more passes in a game... Mario Fannin vs. Louisiana Tech, 2009 (8)
Had 200 or more yards receiving in a game... Ronney Daniels at Georgia, 1999 (249)
Had 150 or more yards receiving in a game... Ben Obomanu vs. Ole Miss, 2003 (150)
Had 100 or more yards receiving in a game... Darvin Adams vs. Furman, 2009 (115)
Had 100 yards receiving in consecutive games... Courtney Taylor at Ole Miss (108); vs. Arkansas State (116), 2006
Caught four or more TD passes in a game... Alexander Wright vs. Pacific, 1989 (4)
Caught three or more TD passes in a game... Darvin Adams vs. Furman, 2009 (3)
Caught two or more TD passes in a game... Darvin Adams vs. Furman, 2009 (3)
Caught a TD pass in consecutive games... Darvin Adams vs. Ole Miss, vs. Furman, 2009
Running back caught a TD pass in consecutive games ... Mario Fannin vs. West Virginia, Ball State, 2009
Tight End caught a TD pass in consecutive games ... Gabe McKenzie vs. Kansas State; South Florida, 2007
Scored 15 or more points kicking... John Vaughn vs. Washington State, 2006 (16)
Scored 10 or more points kicking... Wes Byrum at Tennessee, 2009 (14)
Kicked five or more field goals in a game... Jaret Holmes vs. UAB, 1996 (5)
Kicked four or more field goals in a game... Wes Byrum at Tennessee, 2009 (4)
Had 150 kickoff return yards in a game... Demond Washington at Georgia, 2009 (202)
Had 100 punt return yards in a game... Robert Dunn vs. Southern Miss, 2008 (103)
Scored four or more TDs... Carnell Williams vs. Mississippi State, 2003 (6 rush)
Scored three or more TDs... Darvin Adams vs. Furman, 2009 (3 receiving)
Scored a rushing and receiving TD in a game... Mario Fannin vs. Georgia, 2008
Had an 80-yard run... Carnell Williams vs. Alabama, 2003 (80)
Had a 70-yard run... Tristan Davis at Kentucky, 2005 (75)
Had a 60-yard run... Ben Tate at Arkansas, 2009 (60); Terrell Zachery at Arkansas, 2009 (60)
Completed an 80-yard pass... Chris Todd to Mario Fannin vs. West Virginia, 2009 (82)
Completed a 70-yard pass... Chris Todd to Mario Fannin vs. West Virginia, 2009 (82)
Completed a 60-yard pass... Chris Todd to Terrell Zachery vs. Ball State, 2009 (65)
Kicked a field goal of 50 or more yards... Wes Byrum vs. Southern Miss, 2008 (52)
Kicked a field goal of 50 or more yards in consecutive games... John Vaughn, 2006; at Mississippi State (55), vs. Washington State (52)
Kicked two field goals of 50 or more yards in a game... Win Lyle vs. Tennessee, 1987 [55, 52]
Had a 70-yard punt... Kody Bliss vs. Tualne, 2006 (71)
Had a 60-yard punt... Ryan Shoemaker vs. New Mexico State, 2007 (67)
Blocked a field goal in a game... Tez Doolittle vs. Georgia, 2008
Blocked two field goals in a game... Alton Moore at Georgia, 2001
Blocked a PAT attempt ... Antonio Coleman vs. Ole Miss, 2009
Blocked two PAT attempts ... Charles Dorsey vs. LSU, 1998 (2)
Blocked a punt in a game... Jerraud Powers vs. Florida, 2006
Blocked two punts in a game... Justin Fetsko vs. Louisiana-Monroe, 2003 (2)
Intercepted three or more passes in a game... Junior Rosegreen at Tennessee, 2004 (4)
Intercepted two or more passes in a game... Walt McFadden vs. Ole Miss, 2009 (2)
Intercepted a pass in consecutive games... Jerraud Powers, 2007; at Georgia; vs. Alabama, 2007
Intercepted a pass in three consecutive games... Jerraud Powers, 2007; vs. Tennessee Tech, at Georgia; vs. Alabama
Recovered two fumbles in a game... Sen'Derrick Marks at Alabama, 2006 (2)
Forced two fumbles in a game... Quentin Groves at Alabama, 2006 (2)

An Auburn Opponent

Scored 50 or more points... Georgia, 1996 (56) [4 OT]
Scored 40 or more points... Arkansas, 2009 (44)
Had 350 or more yards rushing... Arkansas, 2002 (426)
Had 300 or more yards rushing... Arkansas, 2002 (426)
Had 250 or more yards rushing... Kentucky, 2009 (282)
Had 50 or more rushing attempts... Alabama, 2008 (50)
Had 400 yards passing... Louisiana Tech, 2000 (433)
Had 350 yards passing... Tennessee, 2003 (355)
Had 300 yards passing... West Virginia, 2009 (302)
Had 50 or more pass attempts... Kansas State, 2007 (57)
Had 40 or more pass attempts... at Tennessee, 2009 (44)
Had 30 or more pass completions... Kansas State, 2007 (32)
Had 25 or more pass completions... Tennessee-Martin, 2008 (27)
Had four or more TDs passing... Florida, 2000 [SEC Championship] (4)
Had three or more TDs passing... LSU, 2007 (3)
Had five passes intercepted... West Virginia, 2009 (5)
Had four passes intercepted... West Virginia, 2009 (5)
Had 600 yards total offense... Florida, 1996 (625)
Had 500 yards total offense... West Virginia, 2009 (509)
Had 400 yards total offense... Arkansas, 2009 (495)
Had five or more fumbles... South Carolina, 2005 (5)
Lost four or more fumbles... Mississippi State, 2002 (4)
Returned a punt for a TD... LSU, 2005 (Skyler Green, 66 yards)
Returned a kickoff for a TD... Ole Miss, 2009 (Jesse Grandy, 82 yards)
Returned an interception for a TD... Mississippi State, 2007 (Derek Pegues, 20 yards)
Returned a fumble for a TD... Arkansas, 1997 (C.J. McLain, 52 yards)
Returned a blocked punt for a TD... Mississippi State, 2009 (Robert Elliott, 10 yards)
Blocked an Auburn punt... Mississippi State, 2009
Blocked an Auburn field goal... Alabama, 2008 (Bobby Greenwood)
Held Auburn to 300 yards total offense... LSU, 2009 (193)
Held Auburn to 200 yards total offense... LSU, 2009 (193)
Held Auburn below 100 yards rushing... Alabama, 2008 (57)
Held Auburn below 50 yards rushing... Georgia Tech, 2003 (40)
Held Auburn to negative yards rushing... Tennessee, 1997 (-15)
Held Auburn below 100 yards passing... LSU, 2009 (81)
Held Auburn to 10 or less first downs... Alabama, 2008 (8)
Had 10 or more penalties... Arkansas, 2007 (10)
Had 100 or more yards in penalties... Arkansas, 2007 (100)
Had two 100-yard rushers in a game... Kentucky, 2009 [Derrick Locke, 126; Randall Cobb, 109]
Had two 100-yard receivers in a game... Tulane, 2006 [Preston Brown, 139; Damarcus Davis, 126]
Had a 100-yard rusher and a 100-yard receiver... Ole Miss, 2009 [Dexter McCluster, 186 rush; Shay Hodge, 105 rec.]
Had a 100-yard rusher and two 100-yard receivers... Tulane, 2006 [Matt Forte, 117 rush; Preston Brown, 139 rec.; Damarcus Davis, 126 rec.]
Did Not Have a Turnover ... Georgia, 2009
Scored a safety... Mississippi State, 2008 (Ryan Pugh holding penalty)
Scored a two-point conversion... Alabama, 2005
Had 35 minutes time of possession... Arkansas, 2009 (38:27)

The Last Time ...

An Opposing Player

Rushed for 200 yards in a game... Noel Devine, West Virginia, 2008 (207)
Rushed for 150 yards in a game... Dexter McCluster, Ole Miss, 2009 (186)
Rushed for 100 yards in a game... Dexter McCluster, Ole Miss, 2009 (186)
Passed for 400 yards in a game... Luke McCown, La. Tech, 2000 (433)
Passed for 350 yards in a game... Casen Clausen, Tennessee, 2003 (355)
Passed for 300 yards in a game... Matt Flynn, LSU, 2007 (319)
Attempted 50 passes in a game... Josh Freeman, Kansas State, 2007 (57)
Attempted 40 passes in a game... Cade Thompson, Tennessee-Martin, 2008 (46)
Completed 25 passes in a game... Cade Thompson, Tennessee-Martin, 2008 (27)
Threw three or more TD passes in a game... Pat White, West Virginia, 2008 (3)
Had 400 yards total offense... Luke McCown, La. Tech, 2000 (436)
Had 350 yards total offense... Matt Flynn, LSU, 2007 (353)
Accounted for 3 or more TDs... Noel Devine, West Virginia, 2009 (3)
Caught 10 or more passes... Terrance Toliver, LSU, 2009 (9)
Caught seven or more passes... Shay Hodge, Ole Miss, 2009 (7)
Had 100 yards receiving... Shay Hodge, Ole Miss, 2009 (105)
Had 200 yards receiving... Charles Lee, Central Florida, 1999 (203)
Caught three or more TD passes... Chris Collins, Ole Miss, 2002 (3)
Scored three TDs... Noel Devine, West Virginia, 2009 (3)
Had a 90-yard run... Guy Minor, LSU, 1936 (90)
Had an 80-yard run... C.J. Spiller, Clemson [Chick-fil-A], 2007 (83) [TD]
Had a 70-yard run... Dexter McCluster, Ole Miss, 2009 (79) [TD]
Had a 60-yard run... Dexter McCluster, Ole Miss, 2009 (79)
Completed an 80-yard pass... Bryan Randall to Josh Morgan, Va. Tech, 2004 (80) [TD]
Completed a 70-yard pass... Bryan Randall to Josh Morgan, Virginia Tech, 2004 (80) [TD]
Completed a 60-yard pass... Andre' Woodson to Rafael Little, Kentucky, 2005 (65)
Kicked a 50-yard field goal... Steve Lindsey, Ole Miss, 1997 (52)
Had a 70-yard punt... Blake McAdams, Mississippi State, 2007 (73)
Had a 60-yard punt... Trent Hawk, Furman, 2009 (60)
Made three or more FGs ... Colt David, LSU, 2007 (3)