



# 2009 FOOTBALL AUBURN TIGERS



## GAME 11

#NR/25/NR **AUBURN (7-3, 3-3 SEC) VS. GEORGIA (5-4, 3-3 SEC)**  
**NOVEMBER 14, 2009 • 7 PM ET/6 PM CT • TV: ESPN2**  
**SANFORD STADIUM (92,746) • ATHENS, GA**



### QUICK FACTS

#### COACHES

Gene Chizik (Florida, 1985)  
Auburn Record .....7-3 (1st year)  
vs. Georgia .....First meeting  
Overall Record .....12-22 (3rd year)  
vs. Georgia .....First meeting

Mark Richt (Miami, 1982)  
Georgia Record ..... 87-26 (9th year)  
vs. Auburn .....5-3  
Overall Record .....87-26 (9th year)  
vs. Auburn .....5-3

#### SERIES

**Auburn leads, 53-51-8**  
at Auburn .....UGA leads, 14-9-2  
at Athens .....AU leads, 18-10  
Neutral sites .....UGA leads, 27-26-6  
at Atlanta, GA .....AU leads, 5-4-3  
at Columbus, GA .....UGA leads, 21-16-2  
at Macon, GA .....Tied, 2-2  
at Montgomery, AL .....AU leads, 2-0  
at Savannah, GA .....AU leads, 1-0-1  
Last Meeting.....UGA 17, AU 13  
Nov. 15, 2008 in Auburn, AL

#### RANKINGS

Auburn .....RV AP/25 USA Today/RV Harris  
Georgia .....Not ranked

#### TELEVISION • ESPN2

Play-by-play .....Mark Jones  
Analyst.....Bob Davie



#### RADIO • AUBURN ISP SPORTS NETWORK

The Auburn ISP Sports Network provides radio coverage to over 50 stations that cover the Southeast. Rod Bramblett (play-by-play), Stan White (color), Quentin Riggins (sideline), Paul Ellen (studio) and Andy Burcham (locker room) provide gameday analysis.

SATELLITE RADIO .....Sirius Ch. 121/XM Ch. 141  
LOCALLY .....WKKR-FM (97.7)

#### INTERNET

Live video .....www.espn360.com  
Live audio & stats .....www.auburntigers.com

#### THE GAME

Auburn and Georgia meet Saturday in the Deep South's oldest rivalry, as the teams will meet for the 113th time. Both teams are coming off Homecoming victories, as Auburn beat Furman 63-31 in its Homecoming game, while Georgia blanked Tennessee Tech, 38-0.

#### AUBURN HEADLINES

- ▶ Auburn leads the all-time series with Georgia, 53-51-8, and has an 18-10 edge in games played in Athens.
- ▶ Through 112 meetings, the two teams are separated by just 49 points (Georgia: 1,747; Auburn: 1,698).
- ▶ The road team has won nine of the last 14 games in the series.
- ▶ Auburn is 10th in the nation in rushing offense (230.0), tied for 11th in scoring offense (35.0) and 12th in total offense (450.3).
- ▶ Auburn's current pace of 450.3 yards per game would result in a school-record 5,854 yards of offense by the end of the season.
- ▶ Auburn has 24 scoring drives this season that have taken less than two minutes, and 21 of those ended with touchdowns, which is the second-highest total in the nation (Houston - 22).
- ▶ Auburn ranks 13th nationally in red zone offense, scoring on 93.9 percent of its possessions (31-of-33), and has scored touchdowns on 24 of the 33 trips, which ranks second in the SEC.
- ▶ Auburn has held four of its last six opponents to less than 25 percent on third-down conversions and ranks 17th nationally in that category (32.7 percent).
- ▶ Auburn has scored four non-offensive touchdowns this season, including three on defense, and returned a blocked PAT for a two-point score as well.
- ▶ Ben Tate ranks 12th nationally in rushing (114.2), and has six 100-yard rushing games this season.
- ▶ Tate ranks fifth in school history in rushing (3,101 yards) and has posted the 18th 1,000-yard rushing season in school history, now with 1,142 this season.
- ▶ Sophomore Darvin Adams leads the SEC with nine receiving touchdowns, which is tied for third most in a single season in school history.
- ▶ Antonio Coleman leads the SEC with 12.5 tackles for loss and is tied for second with 6.5 sacks. His 21.0 career sacks is tied for third in school history.
- ▶ Walter McFadden is tied for the SEC lead in interceptions (four) and passes defended (11).
- ▶ Wes Byrum ranks tied for fifth nationally in field goal percentage (92.9) among kickers who have attempted at least 10 field goals.

#### AUBURN (7-3, 3-3 SEC)

Date	Opponent	Score/Time
Sept. 5	LOUISIANA TECH [ESPNU]	W, 37-13
Sept. 12	MISSISSIPPI STATE [FSS]	W, 49-24
Sept. 19	WEST VIRGINIA [ESPN2]	W, 41-30
Sept. 26	BALL STATE [FSS]	W, 54-30
Oct. 3	at Tennessee [ESPN]	W, 26-22
Oct. 10	at Arkansas [ESPN]	L, 23-44
Oct. 17	KENTUCKY [ESPNU]	L, 14-21
Oct. 24	at #9/10/9 LSU [ESPN2]	L, 10-31
Oct. 31	#24/22/23 OLE MISS [SEC Net]	W, 33-20
Nov. 7	FURMAN (HC) [PPV]	W, 63-31
<b>Nov. 14</b>	<b>at Georgia [ESPN2]</b>	<b>6 p.m.</b>
Nov. 27	ALABAMA [CBS]	1:30 p.m.

*All times Central*

#### GEORGIA (5-4, 3-3 SEC)

Date	Opponent	Score/Time
Sept. 5	at #9/11 Oklahoma State [ABC]	L, 10-24
Sept. 12	SOUTH CAROLINA [ESPN2]	W, 41-37
Sept. 19	at Arkansas [ESPN]	W, 52-41
Sept. 26	ARIZONA STATE [ESPNU]	W, 20-17
Oct. 3	LSU [CBS]	L, 13-20
Oct. 10	at Tennessee [SEC Net]	L, 19-45
Oct. 17	at Vanderbilt [SEC Net]	W, 34-10
Oct. 31	vs. #1/1/1 Florida [CBS]	L, 17-41
Nov. 7	TENNESSEE TECH	W, 38-0
<b>Nov. 14</b>	<b>#NR/25/NR AUBURN [ESPN2]</b>	<b>6 p.m.</b>
Nov. 21	KENTUCKY [ESPN/ESPNU]	6:45 p.m.
Nov. 28	at Georgia Tech	TBA

*All times Central*

**Game 11 • Auburn at Georgia • Nov. 14, 2009 • 6 p.m. CT • Sanford Stadium • Athens, Ga.**

# 2009 Auburn Football Game Notes

## STATISTICAL COMPARISON

### AUBURN VS. GEORGIA

	AU	UGA
Points Scored	35.0	27.1
Total Offense	450.3	344.2
Rushing Yards	230.0	131.2
Passing Yards	220.3	213.0
First Downs	21.5	16.4
3rd Down Pct.	42%	39%
Time of Possession	28:12	28:44
Points Allowed	26.6	26.1
Yards Allowed	360.9	332.0
Rushing Yards Allowed	169.8	120.9
Passing Yards Allowed	191.1	211.1

## STATISTICAL LEADERS

### RUSHING YARDS

AUBURN	GEORGIA
Ben Tate.....1142	Richard Samuel.....395
Onterio McCalebb..464	Washaun Ealey .....281
Mario Fannin .....257	Caleb King.....225
Kodi Burns .....144	Branden Smith .....154

### PASSING YARDS

AUBURN	GEORGIA
Chris Todd .....1958	Joe Cox .....1886
Neil Caudle .....170	Logan Gray .....31

### RECEPTIONS

AUBURN	GEORGIA
Darvin Adams .....38	A.J. Green .....44
Mario Fannin .....29	Michael Moore .....21
Terrell Zachery.....22	Orson Charles .....15
Eric Smith .....17	Tavarres King.....14

### POINTS SCORED

AUBURN	GEORGIA
Wes Byrum .....82	Blair Walsh .....66
Darvin Adams .....54	A.J. Green .....38
Ben Tate.....48	Michael Moore .....24

### TACKLES

AUBURN	GEORGIA
Craig Stevens .....79	Rennie Curran .....82
Josh Bynes.....77	Reshad Jones .....51
Neiko Thorpe.....57	Darryl Gamble .....38
Daren Bates.....53	Brandon Boykin .....38
Zac Etheridge .....52	Marcus Dowtin .....36

### INTERCEPTIONS

AUBURN	GEORGIA
Walter McFadden.....4	Brandon Boykin .....2
Eight tied with .....1	Bacarri Rambo .....2

### SACKS

AUBURN	GEORGIA
Antonio Coleman ....6.5	Justin Houston .....5.0
Mike Blanc .....3.0	Demarcus Dobbs .....3.5

## DEEP SOUTH'S OLDEST RIVALRY

The Auburn-Georgia series is tied with Oregon-Oregon State as the seventh-most played series in the nation (Football Bowl Subdivision). The FBS series with the most games played are listed below:

No	Opponents	Series
1. 118	Minnesota-Wisconsin	UM, 59-51-8
2. 117	Missouri-Kansas	Tied, 54-54-9
3. 116	Nebraska-Kansas	NU, 90-23-3
4. 115	Texas-Texas A&M	UT, 74-36-5
5. 114*	Miami (OH)-Cincinnati	UM, 59-48-7
6. 114*	North Carolina-Virginia	UNC, 57-53-4
7. 112	<b>Auburn-Georgia</b>	<b>AU, 53-51-8</b>
8. 112	Oregon-Oregon State	UO, 56-46-10
9. 111	Purdue-Indiana	PU, 69-36-6
10. 111	Stanford-California	SU, 55-45-11

\* includes 2009 meeting

## ROAD-FIELD ADVANTAGE

The Auburn-Georgia series has taken hospitality to a new level. Auburn owns a winning record in Athens (18-10) while Georgia has a winning mark on the Plains (14-9-2). The Tigers have won 10 of their last 13 games at Sanford Stadium and Georgia has won on five of its last seven trips to Jordan-Hare Stadium.

Former Auburn coach Terry Bowden never beat Georgia in Auburn (0-1-1), but never lost to the Bulldogs in Athens (3-0), Tommy Tuberville had a better road record (3-2) than home record (2-3) against Georgia and Pat Dye had a better record in Athens (4-2) than he did against Georgia in Auburn (3-3).

Even legendary Georgia coach Vince Dooley (1964-88), an Auburn graduate, had better success against the Tigers in Auburn (7-5-1) than he did in Athens (4-8).

## MORE AU-UGA SERIES NOTES

Through 112 meetings, Georgia has outscored Auburn by just 49 points (1,747-1,698) ... In games decided by three points or less, Auburn leads, 8-5-8 ... In games decided by seven points or less, Georgia leads, 22-19-8 ... This will mark the first time in 19 meetings and just the second time in 33 years that one or both schools have not been ranked in the Associated Press poll when playing each other ... The last time prior to this year that neither team was ranked entering the game was in 1991 ... In the last 13 meetings between the two schools, the lower ranked or unranked team has won seven times (UGA-1996, AU-1997, AU-1999, AU-2000, AU-2001, AU-2005, UGA-2006), with the higher ranked team winning just six (UGA-1998, UGA-2002, UGA-2003, AU-2004, UGA-2007, UGA-2008) ... Auburn has had more individual 150-yard rushing performances against Georgia (nine) than any other opponent ... The Tigers have had at least one rushing touchdown in 20 consecutive games against Georgia and 31 of the last 32 in the series.

## GEORGIA QUICK HITTERS

Georgia improved to 5-4 with a 38-0 victory over Tennessee Tech last Saturday, posting its

first shutout since 2006 ... The Bulldogs allowed Tennessee Tech just 55 yards of offense, which is second-best in school history ... A.J. Green leads the SEC in receptions per game (5.5) and receiving yards per game (91.5) ... Georgia is tied for the SEC lead for fewest sacks allowed with nine ... Georgia is fourth in the SEC in rushing defense (120.9) but 11th in passing defense (211.1) ... Drew Butler leads the nation in punting at 49.2 yards per kick, and the Bulldogs are tops in the nation in net punting at 44.0 ... Kicker Blair Walsh is 13-of-14 on field goals this year and has made all 77 of his career PATs.

## GEORGIA CONNECTIONS

► Georgia defensive co-coordinator/linebackers coach John Jancek coached the defensive line at Central Florida during Auburn head coach Gene Chizik's first season as UCF's defensive coordinator in 1998.

► Auburn Football Operation Coordinator Scott Fountain started his college coaching career as an offensive graduate assistant at Florida State from 1994-96, while Georgia head coach Mark Richt was the offensive coordinator for the Seminoles. UGA tight ends coach John Lilly was also a G.A. coach at FSU in 1996 after serving as a videographer in 1995.

► Georgia assistant head coach/defensive line/recruiting coordinator Rodney Garner and UGA offensive line coach Stacy Searels were teammates with Auburn defensive line coach Tracy Rucker at Auburn. Garner and Rucker both played on the defensive line during the 1985-88 seasons, while Searels was an offensive lineman from 1984-87.

► Garner starred at nose guard at Auburn alongside Rucker, earning All-SEC honors as a senior while Rucker won the Lombardi and Outland Trophies. Garner also served in various capacities at Auburn (recruiting coordinator/tight ends coach/ assistant strength and conditioning coach) from 1990-95.

► Searels was a first-team All-American in 1987 and a two-time first-team All-SEC selection, before working as a G.A. coach at Auburn from 1992-93. He later coached with Rucker at Cincinnati in 2002, instructing the offensive line while Rucker coached the defensive line.

► Georgia associate head strength and conditioning coach Keith Gray was a strength and conditioning graduate assistant at Auburn from 1997-99.

## GEORGIA TIGERS

A total of 20 players on the Auburn roster call the state of Georgia home. Auburn players from the Peach State are: WR Darvin Adams (Kennesaw), WR Trevor Barden (Canton), WR Xavier Brown (Lawrenceville), LB Patrick Butler (Columbus), OL Kevin Carroll (Lassiter), DB Rodney Cofield (Atlanta), RB John Douglas (Augusta), RB Mario Fannin (Hampton), OL

# 2009 Auburn Football Game Notes

Stephen Gibbons (Marietta), OL Andre Harris (Lovejoy), DS Josh Harris (Carrollton), OL Byron Isom (Jonesboro), FB Jason King (Newnan), TE Philip Lutzenkirchen (Marietta), DB Tyler Mickens (Jonesboro), OL Andrew Parmer (Dalton), DB Blake Poole (Buchanan), DB Aairon Savage (Albany), DB Neiko Thorpe (Tucker) and TE Bailey Woods (Marietta).

## OLD SERIES

World war has been the only thing strong enough to keep Auburn and Georgia from playing football. The two teams did not play in 1943, only because Auburn did not field a team due to World War II. The two teams did not play in 1917 and 1918 because of WWI. With those two exceptions, Auburn and Georgia have played continuously since 1898.

The Auburn-Georgia series (112 games) is older than the Georgia-Georgia Tech series (100 games) and the Auburn-Alabama series (73 games). Auburn and Georgia first played in 1892. They first played their intrastate rivals in 1893.

## HONORED FOES

Of Auburn's major rivals whose games were once played at neutral sites, Georgia is the only school to come to Auburn without argument. In fact, both Auburn and Georgia used a home-and-home AU-UGA series as the base for major stadium additions.

Alabama, Tennessee and Georgia Tech all indicated they would drop Auburn rather than play at what was then known as Cliff Hare Stadium.

## CHANGING TIMES

The 2009 Auburn-Georgia game in Athens will be a sellout crowd and have a gate of well more than \$1 million.

Ralph "Shug" Jordan, who was an assistant at Georgia before becoming Auburn's winningest head coach, often used the Auburn-Georgia series, his favorite rivalry, as an example of the growth of college football.

One of his favorite stories was how gate receipts from early Auburn-Georgia games were divided. It involved Auburn's Cliff Hare and Georgia's Charles Herty, their friendship and the relationship between the two schools that brought college football to the Deep South.

"They would come to Dean Hare's house on Gay Street in Auburn after the game in Columbus to divide the money," Jordan said. "They would take the gate receipts out of an old cigar box, spread it on the kitchen table and say, 'a dollar for you and a dollar for us' until the game proceeds were divided equally between the two schools."

Today, it takes a team of accountants in Auburn, Athens and the SEC office in Birmingham weeks to do what two gentlemen, Hare and Herty, used to do in a matter of minutes.

## UGA 56, AU 49: AN SEC FIRST

The 1996 Auburn-Georgia game, the 100th in the series, was the first SEC game ever to go into overtime. Georgia won 56-49 in four OTs. It was the longest game in SEC history, until the 2001 Arkansas-Ole Miss game that lasted seven overtime periods.

Auburn and Georgia have split two overtime games between the two schools. Georgia claimed the 1996, four-overtime contest, with Auburn claiming a 29-26 overtime victory at Jordan-Hare Stadium in 2000.

## WILLIAMS SETS RECORD IN 2001

In 2001's 24-17 win in Athens, then-freshman Carnell Williams set a new Auburn record when he carried the ball 41 times against Georgia. Williams' 41 carries broke the old record of 38 set by both Stacy Danley (1988) and Bo Jackson (1985). For the game, Williams rushed for 167 yards and two touchdowns and was named the SEC Player of the Week following his performance.

## LAST-MINUTE OUTCOMES

The outcome of the three games in the AU-UGA series from 2000-02 all came down to the wire. Two were decided on the final play, with the other being won in the last two minutes. The 2005 and 2008 battles were also decided in the closing seconds.

In 2000, Auburn scored 20 unanswered points at the start the second half to take a 23-13 lead. However, Georgia scored 10 straight points in the fourth quarter, including a 19-yard Billy Bennett field goal with 41 seconds remaining, to send the game to overtime. After Bennett's 25-yarder gave the Bulldogs a three-point lead in the extra period, Auburn QB Ben Leard's sneak from a yard out gave Auburn a 29-26 win.

Auburn broke a 17-17 tie in 2001 in Athens with 6:47 remaining as Carnell Williams' 1-yard run gave the Tigers a 24-17 advantage. After holding Auburn to a three and out, Georgia retained the ball with 1:10 remaining and drove down to the Tigers' 1-yard line before Auburn stopped the Bulldogs on the final play of the game. Dontarrious Thomas and company stopped Georgia's Jasper Sanks short of the goal line as time expired.

In 2002 at Auburn, Georgia won 24-21 on a touchdown pass from David Greene to Michael Johnson with 1:25 remaining on a 4th-and-15 from the Auburn 19-yard line.

The 2005 contest will be remembered for Brandon Cox's 62-yard pass play to Devin Aromashodu on fourth-and-10 that set up John Vaughn's winning 20-yard field goal with six seconds left. The game featured eight lead changes, including four in the fourth quarter.

In 2008, Auburn trailed 17-13 when the Tigers reached the Georgia 14-yard line with seven seconds left. But a desperation pass from Kodi Burns sailed over Ben Tate's head in the end zone, ending the Tigers' hopes.

## SEC SUCCESS

Auburn has won 31 of its last 46 Southeastern Conference games and 32 of its last 47 games against SEC schools, including the 2004 SEC Championship game victory over Tennessee. Auburn's success against conference schools dates back beyond 2004, as since the start of the 2000 season, the Tigers have the fourth best record among the 12 league schools in regular season conference games. The following are the combined conference records of the 12 SEC schools from 2000-09.

	W-L	Pct.
Florida	60-19	.759
LSU	54-24	.692
Georgia	54-24	.692
<b>Auburn</b>	<b>52-26</b>	<b>.667</b>
Tennessee	49-28	.636
Alabama	44-34	.564
South Carolina	37-42	.468
Arkansas	36-42	.462
Ole Miss	31-46	.403
Mississippi State	19-58	.247
Kentucky	18-59	.234
Vanderbilt	13-65	.167

## TIGERS SINCE 2000

Since the start of the 2000 season, Auburn has one of the best records in all of the Football Bowl Subdivision. The Tigers' record of 87-37 (.702) ranks 13th among all 120 programs. The list of the top 20 programs since 2000 in terms of winning percentage follows:

	W-L	Pct.
1. Boise State	107-17	.863
2. Texas	106-18	.855
3. Oklahoma	107-23	.823
4. USC	100-24	.806
5. Ohio State	99-25	.798
6. LSU	97-29	.770
7. Florida	96-29	.768
8. TCU	92-28	.767
9. Georgia	95-30	.760
10. Virginia Tech	95-32	.748
11. Miami (Fla.)	89-31	.741
12. Utah	84-34	.711
<b>13. Auburn</b>	<b>85-37</b>	<b>.702</b>
14. Oregon	84-37	.698
15. West Virginia	84-37	.694
16. Boston College	86-38	.694
17. Louisville	81-39	.675
18. Wisconsin	83-42	.664
19. Michigan	81-41	.664
20. Florida State	82-42	.661
Texas Tech	82-42	.661

# 2009 Auburn Football Game Notes

## AUBURN IN 2009 BY THE NUMBERS

CATEGORY	2009
Record.....	7-3
SEC .....	3-3
West .....	2-2
East.....	1-1
Non-Conference .....	4-0
Home .....	6-1
Away .....	1-2
Neutral .....	0-0
Day .....	2-1
Night (6 p.m. or later) .....	5-2
TV Games .....	6-3
CBS.....	0-0
ESPN .....	1-1
ESPN2 .....	1-1
ESPNU.....	1-1
FSN.....	2-0
SEC Network .....	1-0
Scoring First.....	4-1
Opponent Scoring First .....	3-2
Leading at Half .....	6-1
Trailing at Half .....	1-2
Tied at Half .....	0-0
Leading after Third.....	6-1
Trailing after Third .....	1-2
Tied after Third .....	0-0
Overtime Games .....	0-0
Scoring fewer than 20 pts. ....	0-2
Scoring 20+ points .....	7-1
Scoring 30+ points .....	6-0
Allowing fewer than 20 pts.....	1-0
Allowing 20+ points .....	6-3
Allowing 30+ points .....	3-2
Rushing for less than 100 yds.....	0-0
Rushing for 100+ yds.....	7-3
Rushing for 200+ yds.....	5-2
Passing for 200+ yds. ....	6-0
Passing for 300+ yds. ....	3-0
Totaling less than 300 yds.....	0-1
300+ yds. of total offense .....	7-2
400+ yds. of total offense .....	7-0
Allowing less than 100 yds. rushing.....	2-0
Allowing less than 300 yds. total off. ....	4-0
Allowing 300+ yds. total offense .....	3-3
Having 100-yd. rusher .....	4-2
Opp. have 100-yd. rusher.....	2-2
No turnovers .....	2-0
Fewer than 3 turnovers .....	7-1
3 or more turnovers .....	0-2
No takeaways.....	0-1
Fewer than 3 takeaways .....	5-3
3 or more takeaways .....	2-0
More than 30:00 of possession .....	3-0
Less than 30:00 of possession .....	4-3

### 100-YARD RUSHERS VERSUS UGA

Since 1970, Auburn has had 24 100-yard rushing performances against Georgia, including two 100-yard rushers in three games (1974, '78, '79). The Tigers have had a 100-yard rusher in five of the last nine years. Rudi Johnson gained 152 yards in 2000, Carnell Williams followed with 167 yards in 2001, Ronnie Brown ran for 124 yards in 2002, Williams went for 101 in 2004 and Kenny Irons rushed for 179 yards in 2005. From 1982-85, Auburn had four straight 100-yard rushers vs. the Bulldogs when the feat was accomplished by Lionel James (1982, 8-111, TD), Bo Jackson (1983, 18-118), Tommie Agee (1984, 9-115) and Jackson (19-121, 2 TD).

### ON THIS DATE

Auburn has an all-time record of 8-7 on Nov. 14. The last eight times Auburn has played on this date have all been games against Georgia, with the Tigers going 3-5 in those games. The last meeting was in 1998, with No. 14 Georgia earning a 28-17 win at unranked Auburn. Auburn's last win on Nov. 14 was a 27-11 victory by the No. 12 Tigers over the No. 8 Bulldogs in 1987 in Athens. Auburn's first game ever played on Nov. 14 came in 1898, when the Tigers lost to North Carolina, 24-0, in head coach John Heisman's only loss of the season.

### IN NOVEMBER

Auburn is 215-166-21 (.561) all-time in the month of November. The Tigers are 11-5 in their last 16 games in November.

### SEVEN WINS IN FIRST YEAR

With seven victories so far this season, Gene Chizik has posted the second-most wins by a first-year head coach in Auburn history. The only coach with more wins in his first season leading the Tigers was Terry Bowden, who went 11-0 in 1993.

Chizik also became just the third coach in Auburn history to win his first five games as head coach. Bowden won his first 20 games from 1993-94, and Mike Donahue went 5-0 in 1904 before losing the 1905 season opener. Chizik is also just the third SEC coach since the conference expanded in 1992 to win his first five games, joining Bowden and Houston Nutt, who won his first eight games at Arkansas.

Dating back to his days as Auburn's defensive coordinator, Chizik was a part of 20 consecutive victories as a member of the Auburn coaching staff. His first stint at Auburn ended following the Tigers' 13-0 2004 season, and Auburn also won its final two games in 2003. The 20 straight victories matches the longest winning streak by any Auburn head coach or assistant coach in school history.

### WHAT A DIFFERENCE A YEAR MAKES

Auburn has 4,503 yards of offense in 10 games this year, which is already nearly 900 yards more than the Tigers had all of last season (3,635). The Tigers have shown drastic improvement in every offensive category this season. Averages and NCAA rankings from major offensive categories are shown below:

	2009	2008
Scoring	35.0 (T11th)	17.3 (T110th)
Total offense	450.3 (12th)	302.9 (104th)
Rushing offense	230.0 (10th)	137.5 (69th)
Passing offense	220.3 (63rd)	165.4 (99th)
First downs	21.5 (T28th)	16.5 (102nd)
Red zone offense	93.9 (13th)	57.1 (119th)

### RECORD PACE FOR OFFENSE

Auburn's average of 450.3 yards per game would rank as the third highest single-season average in Auburn history. If Auburn maintains that pace, it would finish the season with a school-record 5,854 yards. The current school record for yards in a season is 5,469, set in 2004. With three games to play, Auburn needs to average 322.3 yards per game to break the school record. The Tigers collected 665 against Furman, which is the fourth highest total in school history (records since 1967) and most since 1988.

### GAINING GROUND

Auburn ranks 10th nationally in rushing offense, averaging 230.0 yards per game. The Tigers collected 301 yards rushing against Louisiana Tech in the season opener before running for 390 yards against Mississippi State the following week. The last time Auburn had back-to-back games with at least 300 yards rushing was in 1985, when Auburn had three straight games with more than 300 yards rushing (Ole Miss, 438; Florida State, 413; Georgia Tech, 377).

Auburn's current pace of 230.0 yards per game would rank 10th in school history. If the Tigers maintained that pace, the total of 2,990 after a bowl game would be sixth most in school history.

### 200+ GROUND GAMES

Auburn has posted seven games with at least 200 yards rushing this season. That total already surpasses the number of 200-yard rushing games that Auburn had in the two previous seasons combined. Auburn had four 200-yard rushing games in 2007, and just two in 2008. It is also the most 200-yard rushing games by Auburn since the 2002 team had eight.

### PUTTING UP POINTS

Auburn ranks tied for 11th nationally in scoring offense at 35.0 points per game, and more impressively, it took Auburn just six games this season to score more points than it did in all 12 games last season. Auburn scored 208 points last year, and already has 350 this season.

Auburn scored 40+ points in three straight games against Mississippi State, West Virginia and Ball State, marking the first time the Tigers have ever scored 40 or more points in three consecutive contests.

# 2009 Auburn Football Game Notes

## BIG PLAYS

Auburn has demonstrated a knack for making big plays this year, with 14 plays of more than 40 yards, including six of at least 60. Last season, Auburn had just five plays all year that covered more than 40 yards, and none that went for 60.

In addition, Auburn has 51 plays that have gained at least 20 yards so far this season. Auburn had just 39 such plays all of last season.

## BIG MAN TATE

Running back Ben Tate is having a stellar senior season, ranking third in the SEC and 12th nationally averaging 114.2 yards per game. With 1,142 yards rushing, Tate has posted the 18th 1,000-yard rushing season in Auburn history, and ranks 13th on the single-season rushing list. He has six 100-yard rushing games this season, which is the most by an Auburn player since Kenny Irons had eight in 2005. Tate has also added 14 catches for 67 yards and five kick returns for 139 yards (27.8 yards per return). His average of 134.8 all-purpose yards per game ranks 38th nationally.

Tate ranks fifth in Auburn history with 3,101 career rushing yards. He needs 267 more to catch Joe Cribbs (1976-79) for fourth.

## TODD'S TURNAROUND

Senior quarterback Chris Todd has shown drastic improvement this season after offseason shoulder surgery. He has established a career high in passing yards three times this year, first with 255 yards against Louisiana Tech, then with 284 yards against West Virginia, then with 287 yards against Ball State. He also threw for what was then a career-best four scores against the Mountaineers, before tying the school record with five the next week against Ball State. Daniel Cobb is the only other Auburn player to throw for five scores, doing it in an overtime game against Louisiana Tech in 2001.

Todd is the first Auburn quarterback in history to throw at least four touchdown passes in consecutive games, and his nine TD passes in a two-week span were two more than Auburn had as a team during the entire 2008 season.

Todd set a school record for completion percentage in a game against Furman, connecting on 17-of-18 attempts (94.4 percent) for 256 yards and four TDs, all in the first half. He completed his first 14 passes in the game.

Todd's 17 touchdown passes are tied for 14th most in the NCAA. He ranks 22nd nationally in passing efficiency (146.55) and 23rd in the nation in yards per completion (13.69).

Year	Cmp-Att-Int	Pct.	Yds	TD	Eff.
2008	86-156-6	55.1	903	5	106.64
2009	143-244-3	58.6	1958	17	146.55

## FROM A TO Z

Sophomore Darvin Adams and junior Terrell Zachery were a pair of unknown wide-outs prior to the season, but both have had breakout seasons. Adams leads the team in catches (38), receiving yards (627) and touchdown receptions (nine), while Zachery has 22 grabs for 437 yards (19.9 ypc) and four touchdowns. The duo entered this season with a combined five catches for 42 yards during the course of their careers.

Adams caught three touchdown passes against West Virginia, becoming the first Tiger to haul in at least three scores in a game since Alexander Wright caught four TD passes against Pacific in 1989. He matched that feat against Furman, and now leads the SEC and ranks tied for third in school single-season history with his nine TD grabs.

Zachery's four TD receptions have averaged 53.8 yards this year, including a school-record 93-yarder. His average of 19.9 ranks seventh best in school history.

## THE LONG AND SHORT OF IT

Auburn's offense has excelled at both striking quickly and putting together sustained drives. The Tigers have had 24 scoring drives that used less than two minutes on the clock, including 21 that resulted in touchdowns, which is the second-best total in the nation behind Houston's 22. In 12 games last year, Auburn had just 10 scoring drives that took less than two minutes, and only six of those ended with touchdowns.

In fact, Auburn has 11 scoring drives that have taken less than one minute, and 10 of those ended with touchdowns.

The Tigers also have eight scoring drives of at least 10 plays this season, including four that took at least 13 plays. Last year, Auburn only had two scoring drives all season that used at least 13 plays.

## GOING FOR SIX IN THE RED ZONE

Auburn's offense has been efficient in the red zone, as the Tigers have not only scored on 31 of 33 possessions in the red zone (93.9), which ranks 13th in the nation, but 24 of the 31 scores have been touchdowns. Auburn's TD percentage of 72.7 ranks second in the SEC behind only Ole Miss. Fourteen of the touchdowns have come on the ground and 10 through the air.

## CONSISTENCY COUNTS

Auburn's offense has not only been explosive, it has been consistent. The Tigers have scored at least once in 33 of 40 quarters this season, and started the season by scoring in the first 20 quarters of the year. Auburn has scored a touchdown in 27 of the 40 quarters played this year, including a streak of 14 in a row earlier this season. The Tigers scored just 25 TDs total in all of 2008.

## SEC STANDINGS

### Eastern Division

	SEC		Overall	
	W	L	W	L
Florida	7	0	9	0
Georgia	3	3	5	4
South Carolina	3	4	6	4
Tennessee	2	3	5	4
Kentucky	1	4	5	4
Vanderbilt	0	6	2	8

### Western Division

	SEC		Overall	
	W	L	W	L
Alabama	6	0	9	0
LSU	4	2	7	2
Auburn	3	3	7	3
Ole Miss	2	3	6	3
Mississippi State	2	3	4	5
Arkansas	2	4	5	4

## THIS WEEK'S SCHEDULE

### Saturday, Nov. 14

Tennessee at Ole Miss, 11 am CT [CBS]  
 Kentucky at Vanderbilt, 12:21 am ET [SEC Net]  
 Florida at South Carolina, 3:30 pm CE [CBS]  
 Louisiana Tech at LSU, 6 pm CT [ESPNU]  
 Auburn at Georgia, 7 pm ET [ESPN/ESPN2]  
 Alabama at Mississippi St., 6 pm CT [ESPN/2]  
 Troy at Arkansas, 6:30 pm CT [CSS]

## LAST WEEK'S RESULTS

### Saturday, Nov. 7

ARKANSAS 33, South Carolina 16  
 GEORGIA 38, Tennessee Tech 0  
 KENTUCKY 37, Eastern Kentucky 12  
 AUBURN 63, Furman 31  
 ALABAMA 24, LSU 15  
 TENNESSEE 56, Memphis 28  
 FLORIDA 27, Vanderbilt 3  
 OLE MISS 38, Northern Arizona 41

Home team in CAPS

## COACHING STAFF ASSIGNMENTS

Jay Boulware: TE (Field)  
 Jeff Grimes: OL (Field)  
 Phillip Lolley: CB (Press Box)  
 Curtis Luper: RB/Recruit. Coord. (Press Box)  
 Gus Malzahn: OC/QB (Field)  
 Tracy Rucker: DL (Field)  
 Ted Roof: DC/LB (Field)  
 Trooper Taylor: Asst. HC/WR (Field)  
 Tommy Thigpen: Safeties (Field)

# 2009 Auburn Football Game Notes

## AUBURN IN THE SEC/NCAA STATS

(Through games played 11/7)

TEAM	SEC	NCAA
Total Offense (450.3) .....	1st	12th
Rushing Offense (230.0) .....	2nd	10th
Third-Down Conversions (41.7) .....	2nd	45th
Scoring Offense (35.0) .....	T2nd	T11th
Pass Efficiency (147.16) .....	3rd	21st
First Downs (21.5).....	3rd	T28th
Red Zone Offense (93.9) .....	4th	13th
Sacks Allowed (1.2).....	4th	T23rd
Opponent 3rd-Down Conv. (32.7) .....	5th	17th
Turnover Margin (+0.4) .....	5th	40th
Passing Offense (220.3) .....	5th	63rd
Net Punting (35.4).....	6th	67th
Pass Def. Efficiency (108.39) .....	7th	25th
Tackles For Loss (5.9) .....	7th	53rd
Sacks By (2.0).....	7th	T55th
Kickoff Return Defense (23.7).....	8th	101st
Pass Defense (191.1) .....	9th	32nd
Kickoff Returns (21.8) .....	9th	63rd
Penalties (57.9) .....	9th	71st
Rushing Defense (169.8) .....	10th	93rd
Total Defense (360.9) .....	11th	63rd
Opponent First Downs (19.9) .....	11th	80th
Time Of Possession (28:12) .....	11th	103rd
Scoring Defense (26.6) .....	12th	80th
Punt Returns (3.8).....	12th	114th
Red Zone Defense (94.6) .....	12th	119th

## INDIVIDUAL

	SEC	NCAA
A. Coleman, Tackles for Loss (1.25) .....	1st	T35th
W. Byrum, Scoring (8.2) .....	2nd	28th
B. Tate, Rushing (114.2) .....	3rd	12th
C. Todd, Passing Eff. (146.55) .....	3rd	22nd
W. McFadden, Interceptions (.4).....	4th	T33rd
D. Adams, Receiving Yards (62.7).....	4th	76th
W. Byrum, Field Goals (1.3) .....	5th	36th
B. Tate, All-Purpose Yards (134.8) .....	5th	38th
A. Coleman, Sacks (0.65) .....	5th	T49th
D. Adams, Receptions (3.8) .....	6th	--
C. Durst, Punting (40.3).....	7th	65th
C. Stevens, Tackles (7.9) .....	7th	81st
J. Byrnes, Tackles (7.7) .....	8th	95th
C. Todd, Total Offense (188.2) .....	9th	T80th
O. McCalebb, All-Purpose Yards (99.6).....	10th	--

## O-LINE PAVES THE WAY

Much of Auburn's offensive success can be attributed to the Tigers' offensive linemen. Tackles Andrew McCain and Lee Ziemba, guards Mike Berry and Byron Isom and center Ryan Pugh have a combined 107 starts under their belt. They have not only helped Auburn rank among the national leaders in scoring offense, total offense and rushing, but have allowed just 12 quarterback sacks this season, which is tied for 23rd nationally. Virtually the same group last year surrendered 21 sacks.

## FIRST DOWN FLURRY

Auburn is currently tied for 28th nationally in first downs per game, averaging 21.5. The Tigers have had at least 20 first downs in six games this year, including 30 against Furman, 29 against Mississippi State and 27 against Louisiana Tech. Last season, Auburn only reached 20 first downs in a game twice all year, with a high of 26 against UT Martin. Auburn had not had as many as 27 first downs in a game since collecting 28 at Arkansas in 2005, and the last time Auburn had at least 30 first downs was in the 2004 SEC Championship game against Tennessee.

## COMEBACK KIDS

Auburn has had to come from behind in five of its seven victories, including a fourth-quarter comeback to defeat West Virginia Sept. 19. The Tigers trailed Louisiana Tech, 7-3, late in the first quarter before pulling away for a 37-13 victory. Auburn fell behind Mississippi State, 17-14, late in the second quarter before storming back for a 49-24 victory.

Against the Mountaineers, Auburn trailed by 14-0 less than five minutes in, and 21-10 at the end of the first quarter. West Virginia still led 30-27 entering the fourth quarter before Auburn ended the game on a 14-0 run.

The Tigers trailed Ball State 7-0 in the first quarter before scoring the game's next 30 points, and trailed Ole Miss 7-0 before scoring 31 unanswered points.

## BUSINESS AS UNUSUAL FOR MALZAHN

Auburn's gaudy offensive numbers are nothing new to first-year offensive coordinator Gus Malzahn. His Tulsa teams led the nation in total offense in both 2007 (543.9 yards) and 2008 (569.9). Last year's Tulsa team also led the country in third-down conversions (57.0 pct.) and yards per play (7.27). Two of the three previous college squads that he coached finished in the top 10 in the nation in rushing, as the 2008 Tulsa team ranked fifth (268.0 yards) and his 2006 Arkansas squad was fourth (228.5).

In the last three seasons, his teams have reached at least 400 yards of offense in 32 of 38 games (84.2 percent).

## BYRUM ON TARGET

Junior Wes Byrum has excelled during his junior season, connecting on 13-of-14 field goals and all 43 extra point attempts. Among kickers who have attempted at least 10 field goals, Byrum's percentage of .929 ranks tied for fifth nationally. Byrum, who ranks fifth in school history with 41 career made field goals, is second in the SEC in scoring with 82 points and fourth with 13 field goals. He made a career-high four field goals in a 26-22 win at Tennessee, earning SEC Special Teams Player of the Week honors.

## NON-OFFENSIVE SCORES

Auburn scored its fourth non-offensive touchdown of the season Oct. 31 against Ole Miss, and also added a blocked PAT return for two points. The Tigers have returned three interceptions and a blocked field goal for scores, in addition to the blocked PAT return. The three interceptions returned for scores are the most in a single season for Auburn since 1996.

Opponent	Player	Score
Mississippi State	Antonio Coleman	20-yd INT
West Virginia	Craig Stevens	15-yd INT
Kentucky	Neiko Thorpe	69-yd Blk FG
Ole Miss	Walter McFadden	29-yd INT
Ole Miss	Demond Washington	Blk PAT

## THIRD DOWN D GETTING STRONGER

Auburn's defense has gotten stronger this season on third-down plays, and now ranks 17th in the nation in opponent third down conversions (32.7 percent). Auburn has held its opponents under 25 percent on third down conversions in four of the last six games, including a season-low 8.3 percent (1-of-12) by Furman last Saturday and 20 percent (3-of-15) by Ole Miss the previous Saturday. Furman was 0-for-7 against the Tigers starters in the first half, and the Rebels were 0-for-6 on third downs in the second half.

## DEFENSE HOLDING TOUGH

Auburn's offense has stolen most of the headlines, but the defensive unit has performed admirably despite a rash of injuries.

The Tigers have managed despite missing projected starters or second-stringers S Mike McNeil, CB Aairon Savage, LB Spencer Pybus and DE Nosa Egaue for all 10 games, DL Zach Clayton for six games, DE Antonio Carter and DB D'Antoine Hood for three games each and LB Eltoro Freeman for two games.

Safety Zac Etheridge is also out for the rest of the season after suffering an injury Oct. 31 against Ole Miss.

In addition, DT Sen'Derrick Marks and CB Jerraud Powers left school after their junior years to enter the NFL.

# 2009 Auburn Football Game Notes

## TOTALING THE TAKEAWAYS

Auburn ranks tied for 16th in the nation with 12 interceptions and tied for 28th with 19 total turnovers forced. Last year, Auburn had just 11 interceptions during the entire season and forced 18 turnovers in 12 games. The Tigers have spread the wealth, with nine different players grabbing interceptions. Auburn picked off five passes against West Virginia, marking the first time since 2004 (at Tennessee) that Auburn intercepted five passes in a game.

## COLEMAN'S DOMINATING DEFENSIVELY

Antonio Coleman, a first-team preseason All-SEC selection, leads the SEC with 12.5 tackles for loss and is tied for second with 6.5 sacks. Coleman also has 37 total tackles, an interception which he returned for a touchdown against Mississippi State, a blocked kick, a forced fumble and a fumble recovery. He ranks tied for third in Auburn history with 21.0 career sacks, matching the total of his defensive line coach, Tracy Rucker.

Coleman has come on strong during the last four games, totaling 18 tackles, 7.5 tackles for loss (-38 yards), 4.0 sacks (-31), a blocked kick and a forced fumble. He has twice been named the SEC Defensive Lineman of the Week this season, following his performances against Mississippi State and Ole Miss.

## McFADDEN'S McPICKS

Senior Walter McFadden leads the team with four interceptions which is tied for the most in the SEC, as are his 11 passes defended (four interceptions, seven pass break-ups). McFadden's four picks are tied for the most by an Auburn player in a single season since Junior Rosegreen had six in 2004. McFadden returned an interception 29 yards for a score Oct. 31 against Ole Miss, marking his second career interception return for a touchdown. He had a 93-yarder against Tennessee Tech in 2007.

## JUNIOR LINEBACKERS LEAD DEFENSE

A pair of experienced junior linebackers have stepped up to lead Auburn defensively this season. Craig Stevens leads the team and ranks seventh in the SEC with 79 tackles, while Josh Bynes is eighth with 77. Last year Stevens had 54 tackles all season, and Bynes had 53. Both players have also recorded interceptions, while Stevens is second on the team with 7.0 tackles for loss and Bynes recorded a safety against Ball State. Stevens has recorded double-digit tackles in three games this season, including a career high 12 at Arkansas.

## YOUNG GUNS GET FIRST ACTION

A whopping 34 Auburn players have played in their first career games as Tigers this season. The list of first-timers included: DB Gabe Barrett, DB Daren Bates, DB T'Sharvan Bell, WR DeAngelo Benton, WR Emory Blake,

OL Jorell Bostrom, LB Watson Downs, LB Jonathan Evans, DL Nick Fairley, LB Eltoro Freeman, DE Dee Ford, LB Harris Gaston, OL Stephen Gibbons, WR Anthony Gulley, DS Josh Harris, DE Robert Hill, RB Davis Hooper, DL Chris Humphries, DL Joe Jones, TE Philip Lutzenkirchen, DL Derrick Lykes, RB Oterio McCalebb, DB Ikeem Means, OL Andrew Parmer, DB Woody Parramore, DB Blake Poole, LB Ashton Richardson, OL Darrell Roseman, WR Travante Stallworth, OL John Sullen, DL Jamar Travis, DB Demond Washington, WR Jay Wisner and TE Bailey Woods.

In addition, 14 players have made their first career starts: WR Darvin Adams, DB Daren Bates, OL Bart Eddins, DL Nick Fairley, LB Eltoro Freeman, LB Adam Herring, TE Philip Lutzenkirchen, OT Andrew McCain, RB Oterio McCalebb, DL Jake Ricks, RB Eric Smith, OL John Sullen, DB Demond Washington and WR Terrell Zachery.

## FRESH FACES

Auburn has had 20 freshmen (15 true, five redshirt) play this season. Three true freshmen have earned starts this season, including safety Daren Bates, who has started all seven games. Running back Oterio McCalebb and offensive guard John Sullen have started one game each. The 14 true freshmen that have played include: Bates, McCalebb, Sullen, WR DeAngelo Benton, WR Emory Blake, LB Jonathan Evans, DE Dee Ford, LB Harris Gaston, WR Anthony Gulley, DL Joe Jones, TE Philip Lutzenkirchen, DB Ikeem Means, DB Blake Poole, WR Travante Stallworth and DL Jamar Travis.

## STARTS STREAK

Junior Lee Ziemba has the longest starting streak on the Auburn squad, having started all 35 games over the past three seasons. Only two other players have starting streaks that date back to the 2007 season. Junior Ryan Pugh has started 25 straight contests, while junior Craig Stevens has 23 straight starts under his belt.

Senior Walter McFadden has the fourth-longest streak, having started every game since the start of the 2008 season (22 straight).

## 30+ POINTS EQUALS VICTORY

Auburn has won 55 consecutive games when scoring 30 or more points. The last time the Tigers lost when registering at least 30 points was a 56-49, four overtime loss to Georgia in 1996. In its history, Auburn is now 275-4 all-time when scoring at least 30 points.

## WHEN SCORING 20+ POINTS

In the last 10 seasons, Auburn is 78-9 (.897) when scoring 20 or more points in a game. Dating back to the start of the 1993 season, Auburn is 121-16-1 (.880) when scoring 20 or more points in a game.

## BEST WINNING PCT. AWAY FROM HOME SINCE 2003

(Includes road and neutral site games)

Rank	School	W-L	Pct.
1.	Texas	36-7	.837
2.	USC	40-8	.833
3.	Boise State	35-9	.795
4.	LSU	31-9	.775
5.	Georgia	32-12	.727
6.	Ohio State	27-11	.711
7.	TCU	31-13	.705
8.	Florida	30-13	.698
9.	West Virginia	27-13	.675
10.	<b>Auburn</b>	<b>22-13</b>	<b>.629</b>
11.	Navy	30-18	.625
12.	Boston College	26-16	.619
13.	Oklahoma	25-16	.610
14.	Virginia Tech	26-17	.605
15.	Florida State	25-18	.581

## WINNING THE CLOSE ONES

Auburn has had a knack for winning close games in recent seasons. Since the 2003 Capitol One Bowl, Auburn is 19-10 in games decided by seven points or less, even after posting just a 2-4 record in such games during the 2008 season. Nine of the 19 wins were by three points or less, with just four losses coming by that margin.

## A NIGHT OF FIRSTS

Auburn established several firsts during its game against Mississippi State Sept. 12. To begin, Ben Tate and Oterio McCalebb both went over 100 yards rushing for the second straight game, marking the first time in school history that the Tigers have had two 100-yard rushers in back-to-back games.

McCalebb established another first by becoming the first Tiger freshman ever to rush for 100 or more yards in each of the first two games of the season. He had 148 in the opener against Louisiana Tech and 114 against MSU.

Finally, Darvin Adams had 116 yards receiving, marking the first time in school history that Auburn had two 100-yard rushers and a 100-yard receiver in the same game. It nearly marked the second straight game that Auburn accomplished that feat, as Terrell Zachery had 104 yards receiving at one point during the season opener, but lost 6 yards on his final reception and finished with 98 yards receiving for the game.

# 2009 Auburn Football Game Notes

## THE SENIOR CLASS

Head coach Gene Chizik has a senior class that includes 13 players at Auburn in 2009. It marks the smallest senior class at Auburn since the 2001 squad had 10 seniors.

The 2009 seniors include: DB Gabe Barrett, DE Antonio Coleman, H Clayton Crofoot, P Clinton Durst, OL Stephen Gibbons, OT Andrew McCain, CB Walter McFadden, TE Gabe McKenzie, DL Jake Ricks, DB Aairon Savage, RB Ben Tate, QB Chris Todd and TE Tommy Trott.

## IRON MEN

Of Auburn's 13 seniors, eight have seen time in at least 30 games during their careers, including six with at least 40 games under their belt. Tommy Trott leads the group, having played in 49 career games, including 47 of a possible 48 over the past four seasons. Gabe McKenzie is the only player who has played in all 48 games since 2006. Antonio Coleman is next with 47 career games played, followed by Walter McFadden (46 games), Ben Tate (44), Jake Ricks (41) and Andrew McCain (37).

## RECORD-BREAKING PLAY

Chris Todd and Terrell Zachery teamed up to make school history during Auburn's season-opening win against Louisiana Tech, connecting on a 93-yard touchdown pass. The play was the longest play from scrimmage in school history, surpassing a 92-yard rush by Ralph O'Gwynne vs. Loyola on Nov. 21, 1936. The longest pass play in school history had been an 87-yard pass from Jason Campbell to Silas Daniels on Oct. 9, 2004, also against Louisiana Tech.

## AUBURN BY THE NUMBERS

The Tigers return 46 lettermen from last season, including 24 on offense, 18 on defense and four specialists. Auburn returns seven starters on offense and seven on defense.

Auburn's current roster of 113 players includes 13 seniors, 31 juniors, 27 sophomores, 11 redshirt freshmen and 31 freshmen. The underclassmen (69) represent 61.1 percent of the Tigers' roster.

A number of walk-ons joined the program after the first day of classes on August 17.

## TIGER GRADS

Auburn began the season with eight graduates on its roster, which was tied for fifth most among all FBS schools.

The Tiger graduates included: WR Montez Billings (Public Administration), DE Antonio Coleman (Criminology), CB Walter McFadden (Public Administration), TE Gabe McKenzie (Criminology), DB Aairon Savage (Exercise Science), RB Ben Tate (Criminology), QB Chris Todd (Business Finance) and TE Tommy Trott (Public Administration).

Listed are the top 10 FBS programs in the nation in terms of number of players who have completed their bachelor's degrees prior to the start of the 2009 season.

1. Alabama .....	12
2. Boston College .....	10
Virginia Tech .....	10
4. Penn State.....	9
5. Auburn .....	8
Miami (Fla.).....	8
East Carolina .....	8
Notre Dame.....	8
Texas Tech .....	8
UNLV .....	8

## WATCH LISTS

Four members of the Auburn team have been named to watch lists for national awards.

Antonio Coleman leads the way, landing on four watch lists, including those for the Lombardi Award (best lineman or linebacker), Bronko Nagurski Award (best defensive player), Chuck Bednarik Award (best defensive player) and Ted Hendricks Award (best defensive end).

Ben Tate and Chris Todd have been named to the Maxwell Award watch list, for the nation's outstanding player, while Todd has also been added to the Manning Award watch list. Tommy Trott is on watch list for the John Mackey Award, which goes to the nation's top tight end.

## TIGER PROS

Auburn has demonstrated a proficiency for placing players in the National Football League. As of Aug. 24, 37 former Auburn Tigers were listed on NFL rosters. The Seattle Seahawks have the most former Tigers, with four former Auburn players on the roster, while the San Diego Chargers have three. Twenty-seven of the 32 teams have at least one former Auburn player on the roster.

## RUNNING BACK FACTORY

Auburn has produced four running backs that are currently on NFL rosters, which is tied for most in the NFL according to information compiled by [www.kickoffzone.com](http://www.kickoffzone.com). Ronnie Brown, Heath Evans, Tony Richardson and Carnell Williams are all former Tigers who are currently in the NFL. The list also does not include former Tiger Brandon Jacobs, who lettered at Auburn in 2003 before transferring to Southern Illinois. Only three other schools (LSU, Miami (Fla.) and Texas) have produced four current NFL running backs.

## JORDAN-HARE STADIUM

Now celebrating its 70th year as home to the Auburn football team, Jordan-Hare Stadium is the nation's 10th-largest on-campus stadium, with a capacity of 87,451 fans. The Tigers, who set a school record by averaging 86,915 fans last season, are 271-68-7 (.793) all-time at Jordan-Hare Stadium.

Auburn has clinched its 10th straight winning season at Jordan-Hare Stadium, posting a mark of 57-14 (.803) at home since the 2000 season. The Tigers were undefeated at home during two of those seasons, going 7-0 in both 2000 and 2004.

## UNDER THE LIGHTS AT JORDAN-HARE

Auburn has been tough to beat in night games at Jordan-Hare Stadium, including victories this season over each of its first four opponents. The Tigers have accumulated a record of 19-4 since the 2000 season in home games starting at 6 p.m. or later. That stretch includes a 4-1 record against ranked opponents, with wins over No. 1 Florida in 2001, No. 2 Florida in 2006, No. 7 Tennessee in 2003 and No. 14 Georgia in 2000.

## NON-CONFERENCE SCHEDULE

Auburn is one of just two teams in the Southeastern Conference that is playing three non-conference games this season against teams that went to bowl games last season. South Carolina is the other.

Auburn opened the season with Louisiana Tech, which won the Independence Bowl last season. The Tigers' second non-conference game was against West Virginia, which defeated North Carolina in the Meineke Car Care Bowl. The following week the Tigers hosted Ball State, which fell to Gus Malzahn's Tulsa team in the GMAC Bowl, 45-13.

## AUBURN FOOTBALL: EVERY DAY ...

This season Auburn is debuting a new weekly 30-minute show offering fans a reality-based, behind the scenes style production that will chronicle the inner-workings of the Tigers' football program through the entire 2009 season. The program follows the high and lows of competing as an SEC football player, with wired up coaches and players and exclusive interviews.

The show may be viewed in Alabama and the Southeast on television stations as well as the Comcast Sports Southeast (CSS) regional cable network. The show will also be streamed via the internet at [www.auburntigers.com](http://www.auburntigers.com). The show will air either Friday nights or Saturday mornings in all markets.

## TIGERS ON CSS

Comcast/Charter Sports Southeast (CSS) will broadcast encore presentations of Auburn football every Sunday at 6 p.m. ET/5 p.m. CT with Andy Burcham handling play-by-play duties and Cole Cubelic doing color commentary. CSS will also air the Auburn Football Review every Tuesday at 5 p.m. ET/4 p.m. CT.

CSS is a 24-hour regional sports network serving approximately 5.8 million households across 12 Southeastern states.



# 2009 Auburn Football Game Notes

## CAREER STATS VS. GEORGIA

Player	PASSING			
	C-A-I	TD	Yds	Yds/Gm
Kodi Burns	16-30-0	1	179	179.0

Player	RUSHING			
	No.	Yds	Avg.	TD
Ben Tate	29	100	3.4	1
Mario Fannin	8	59	7.4	1
Kodi Burns	14	28	2.0	0

Player	RECEIVING			
	No.	Yds	Avg.	TD
Mario Fannin	6	62	10.3	2
Gabe McKenzie	2	27	13.5	0
Ben Tate	2	16	8.0	0
Tim Hawthorne	1	13	13.0	0

Player	DEFENSE			
	UA	A	Tot.	Misc.
Zac Etheridge	8	6	14	0.5 TFL, PBU
Antonio Coleman	10	1	11	Sack, 4 TFL
Aairon Savage	6	2	8	FF
Mike McNeil	3	3	6	
Craig Stevens	4	1	5	
Josh Bynes	1	4	5	TFL
Michael Goggans	0	3	3	FR
Neiko Thorpe	2	0	2	
Mike Blanc	1	1	2	
Jake Ricks	1	1	2	TFL
Antoine Carter	1	0	1	TFL
Spencer Pybus	1	0	1	

## THE LAST MEETING

#13 GEORGIA 17  
AUBURN 13

November 15, 2008

Jordan-Hare Stadium (87,451) • Auburn, Ala.

Auburn's late fourth-quarter rally fell short as the Tigers fell to No. 13 Georgia in Jordan-Hare Stadium. Auburn quarterback Kodi Burns was able to lead a 12-play drive over 66 yards in 1:37, but on a fourth-and-one from the Georgia 14-yard line with seven ticks on the clock, Burns overthrew Ben Tate in the back corner of the end zone and the Bulldogs escaped with a 17-13 win.

Georgia moved down the field in the game's first drive, but was denied the end zone by the Auburn defense from three yards out. Georgia's Blair Walsh went out to attempt a 21-yard field goal, but Auburn's Tez Doolittle blocked Walsh's kick. It was Doolittle's first career blocked field goal.

Later in the first quarter, Georgia's Prince Miller's fumbled a punt return that led to Auburn's first touchdown of the game. After a three-and-out from the Auburn 6-yard line, Clinton Durst booted a 43-yard punt to Miller, whose fumble was recovered by Auburn's D'Antoine Hood at the Tigers' 48-yard line.

It only took one play, a 52-yard pass completion from Kodi Burns to Mario Fannin, for Auburn to score. A bobbled snap on the point-after attempt left the Tigers coming away with a 6-0 lead in the first quarter.

Late in the second quarter, the Bulldogs took a 7-6 lead on a Matthew Stafford 35-yard screen pass to Knowshon Moreno.

Auburn looked to take a lead into the locker room at halftime on a 42-yard field goal attempt by Wes Byrum, but his kick went wide right.

At the 1:48 mark in the third quarter, Blair Walsh gave the Bulldogs a 10-6 advantage by kicking a 27-yard field goal.

The third quarter came to a close with Auburn converting a fourth-and-one at its own 19-yard line when Burns kept the chains moving with a 1-yard

rush up the middle. The sophomore signal caller continued the drive to start the fourth quarter by completing a nine-yard pass to Montez Billings, a 10-yard pass to Rod Smith and a 21-yard pass to Gabe McKenzie to get the Tigers to the Georgia 44-yard line. Ben Tate picked up nine yards on the ground before Burns handed off to Fannin, who sprinted into the end zone for a 35-yard run. Morgan Hull kicked through the point after to give the Tigers a 13-10 lead.

That lead didn't stand for long. Georgia answered right back with Stafford conducting a six-play drive over 60 yards and capping it off by firing a 17-yard

touchdown pass to A.J. Green with 8:24 remaining in the game.

Auburn had two more chances to score, first failing to convert a fourth-and-three from the Georgia 21 with just over four minutes left. After forcing a punt, Burns led the Tigers on their final march with runs of 14 and 17 yards on third down plays, before coming up just short in the end.

Fannin registered 59 yards rushing, 48 yards receiving and a pair of touchdowns. He became the first Auburn player since Carl Stewart in the 2007 AT&T Cotton Bowl Classic to score both a rushing and receiving touchdown in a game.

### SCORING SUMMARY

Georgia	7	3	7	—	17
Auburn	6	0	0	7	— 13

AU—Fannin 52 pass from Burns (Team kick failed), 00:14, 1st  
GA—Moreno 35 pass from Stafford (Walsh kick), 3:08, 2nd  
GA—Walsh 27 field goal, 1:48, 3rd  
AU—Fannin 35 run (Hull kick), 11:05, 4th  
GA—Green 17 pass from Stafford (Walsh kick), 8:24, 4th

### TEAM STATISTICS

	GA	AU
First Downs	20	19
Rushes-Yards	33-136	36-124
Passing Yards	215	179
Comp-Att-Int	15-24-0	16-31-0
Total Plays-Yards	57-351	67-303
Punts-Avg.	4-45.0	5-45.6
Fumbles-Lost	2-1	2-1
Penalties-Yards	9-95	6-45
3rd Down Conv.	3-of-11	7-of-17
Time of Possession	29:11	30:49

### INDIVIDUAL STATISTICS

**RUSHING:** (GA) Moreno 22-131, Stafford 5-4, Samuel 3-4, Chapas 1-1; (AU) Fannin 8-59 (TD), Tate 14-37, Burns 14-28.

**PASSING:** (GA) Stafford 15-24-0 (2TD); (AU) Burns 16-30-0 (TD).

**RECEIVING:** (GA) Green 5-81 (TD), Massaquoi 6-61, Moreno 4-58 (TD), Figgins 1-15; (AU) Billings 6-66, Fannin 4-48 (TD), McKenzie 2-27, Hawthorne 1-13, Tate 1-12, R.Smith, 1-10, Dunn 1-3.

# 2009 Auburn Football Game Notes

## AUBURN VS. GEORGIA SERIES RESULTS

(Auburn leads, 53-50-8)

Year	Score	Site	Date	Year	Score	Site	Date	Year	Score	Site	Date
1892:	AU, 10-0	at Atlanta, GA	Feb. 20	1942:	AU, 27-13	at Columbus, GA	Nov. 21	1989:	AU, 20-3	at Athens	Nov. 18
1894:	UGA, 10-8	at Atlanta, GA	Nov. 24	1944:	UGA, 49-13	at Columbus, GA	Nov. 18	1990:	AU, 33-10	at Auburn	Nov. 17
1895:	AU, 16-6	at Atlanta, GA	Nov. 28	1945:	UGA, 35-0	at Columbus, GA	Nov. 17	1991:	UGA, 37-27	at Athens	Nov. 16
1896:	UGA, 12-6	at Atlanta, GA	Nov. 26	1946:	UGA, 41-0	at Columbus, GA	Nov. 16	1992:	UGA, 14-10	at Auburn	Nov. 14
1898:	AU, 18-17	at Atlanta, GA	Nov. 24	1947:	UGA, 28-6	at Columbus, GA	Nov. 15	1993:	AU, 42-28	at Athens	Nov. 13
1899:	Tie, 0-0	at Atlanta, GA	Nov. 18	1948:	UGA, 42-14	at Columbus, GA	Nov. 13	1994:	Tie, 23-23	at Auburn	Nov. 12
1900:	AU, 44-0	at Atlanta, GA	Nov. 30	1949:	Tie, 20-20	at Columbus, GA	Nov. 12	1995:	AU, 37-31	at Athens	Nov. 11
1901:	Tie, 0-0	at Atlanta, GA	Nov. 27	1950:	UGA, 12-10	at Columbus, GA	Nov. 18	1996:	UGA, 56-49	at Auburn [4OT]	Nov. 16
1902:	UGA, 12-5	at Atlanta, GA	Nov. 27	1951:	UGA, 46-14	at Columbus, GA	Nov. 17	1997:	AU, 45-34	at Athens	Nov. 15
1903:	UGA, 13-22	at Atlanta, GA	Nov. 26	1952:	UGA, 13-7	at Columbus, GA	Nov. 15	1998:	UGA, 28-17	at Auburn	Nov. 14
1904:	AU, 17-6	at Macon, GA	Nov. 24	1953:	AU, 39-18	at Columbus, GA	Nov. 14	1999:	AU, 38-21	at Athens	Nov. 13
1905:	AU, 20-0	at Macon, GA	Nov. 30	1954:	AU, 35-0	at Columbus, GA	Nov. 13	2000:	AU, 29-26	at Auburn [OT]	Nov. 11
1906:	UGA, 4-0	at Macon, GA	Nov. 29	1955:	AU, 16-13	at Columbus, GA	Nov. 12	2001:	AU, 24-17	at Athens	Nov. 10
1907:	UGA, 6-0	at Macon, GA	Nov. 28	1956:	AU, 20-0	at Columbus, GA	Nov. 17	2002:	UGA, 24-21	at Auburn	Nov. 16
1908:	AU, 23-0	at Montgomery, AL	Nov. 27	1957:	AU, 6-0	at Columbus, GA	Nov. 16	2003:	UGA, 26-7	at Athens	Nov. 15
1909:	AU, 17-5	at Montgomery, AL	Nov. 25	1958:	AU, 21-6	at Columbus, GA	Nov. 15	2004:	AU, 24-6	at Auburn	Nov. 13
1910:	AU, 26-0	at Savannah, GA	Nov. 24	1959:	UGA, 14-13	at Athens	Nov. 14	2005:	AU, 31-30	at Athens	Nov. 12
1911:	Tie, 0-0	at Savannah, GA	Nov. 29	1960:	AU, 9-6	at Auburn	Nov. 12	2006:	UGA, 37-15	at Auburn	Nov. 11
1912:	UGA, 12-6	at Athens	Nov. 28	1961:	AU, 10-7	at Athens	Nov. 18	2007:	UGA, 45-20	at Athens	Nov. 10
1913:	AU, 21-7	at Atlanta, GA	Nov. 22	1962:	UGA, 30-21	at Auburn	Nov. 17	2008:	UGA, 17-13	at Auburn	Nov. 15
1914:	Tie, 0-0	at Atlanta, GA	Nov. 21	1963:	AU, 14-0	at Athens	Nov. 16				
1915:	AU, 12-0	at Athens	Oct. 30	1964:	AU, 14-7	at Auburn	Nov. 14				
1916:	AU, 3-0	at Columbus, GA	Nov. 4	1965:	AU, 21-19	at Athens	Nov. 13				
1919:	AU, 7-0	at Columbus, GA	Nov. 1	1966:	UGA, 21-13	at Auburn	Nov. 12				
1920:	UGA, 7-0	at Columbus, GA	Oct. 30	1967:	UGA, 17-0	at Athens	Nov. 18				
1921:	UGA, 7-0	at Columbus, GA	Oct. 29	1968:	UGA, 17-3	at Auburn	Nov. 16				
1922:	AU, 7-3	at Columbus, GA	Nov. 4	1969:	AU, 16-3	at Athens	Nov. 15				
1923:	UGA, 7-0	at Columbus, GA	Nov. 3	1970:	UGA, 31-17	at Auburn	Nov. 14				
1924:	UGA, 6-0	at Columbus, GA	Nov. 15	1971:	AU, 35-20	at Athens	Nov. 13				
1925:	UGA, 34-0	at Columbus, GA	Nov. 7	1972:	AU, 27-10	at Auburn	Nov. 18				
1926:	UGA, 16-6	at Columbus, GA	Nov. 6	1973:	UGA, 28-14	at Athens	Nov. 17				
1927:	UGA, 33-3	at Columbus, GA	Oct. 8	1974:	AU, 17-13	at Auburn	Nov. 16				
1928:	UGA, 13-0	at Columbus, GA	Nov. 3	1975:	UGA, 28-13	at Athens	Nov. 15				
1929:	UGA, 24-0	at Athens	Nov. 15	1976:	UGA, 28-0	at Auburn	Nov. 13				
1930:	UGA, 39-7	at Columbus, GA	Nov. 25	1977:	AU, 33-14	at Athens	Nov. 12				
1931:	UGA, 12-6	at Columbus, GA	Nov. 21	1978:	Tie, 22-22	at Auburn	Nov. 18				
1932:	AU, 14-7	at Columbus, GA	Nov. 19	1979:	AU, 33-13	at Athens	Nov. 17				
1933:	AU, 14-6	at Columbus, GA	Nov. 18	1980:	UGA, 31-21	at Auburn	Nov. 15				
1934:	UGA, 18-0	at Columbus, GA	Nov. 24	1981:	UGA, 24-13	at Athens	Nov. 14				
1935:	AU, 19-7	at Columbus, GA	Nov. 23	1982:	UGA, 19-14	at Auburn	Nov. 13				
1936:	AU, 20-13	at Columbus, GA	Oct. 24	1983:	AU, 13-7	at Athens	Nov. 12				
1937:	Tie, 0-0	at Columbus, GA	Nov. 20	1984:	AU, 21-12	at Auburn	Nov. 17				
1938:	AU, 23-14	at Columbus, GA	Nov. 19	1985:	AU, 24-10	at Athens	Nov. 16				
1939:	AU, 7-0	at Columbus, GA	Nov. 25	1986:	UGA, 20-16	at Auburn	Nov. 15				
1940:	UGA, 14-13	at Columbus, GA	Nov. 2	1987:	AU, 27-11	at Athens	Nov. 14				
1941:	UGA, 7-0	at Columbus, GA	Nov. 1	1988:	AU, 20-10	at Auburn	Nov. 12				

at Auburn: UGA leads, 14-9-2  
 at Athens: AU leads, 18-10  
 at Neutral Sites: UGA leads, 27-26-6  
     at Atlanta, GA: AU leads, 5-4-3  
     at Columbus, GA: UGA leads, 21-16-2  
     at Macon, GA: Tied, 2-2  
     at Montgomery, AL: AU leads, 2-0  
     at Savannah, GA: AU leads, 1-0-1

# 2009 Auburn Football Game Notes

## AUBURN-GEORGIA SERIES GAME-BY-GAME STATISTICS

Since 1967

Date	Site	Result	Attend	Rank		AU		Rushing				Passing				Tot Off				UG		Rushing				Passing				Tot Off			
				AU	UG	FD	No	Yds	TD	C-	A-	I	Yds	TD	No	Yds	FD	No	Yds	TD	C-	A-	I	Yds	TD	No	Yds	FD	No	Yds	TD	No	Yds
11/18/67	Athens, GA	L, 0-17	56,709	---	---	4	29	8	0	5	23	1	84	0	52	92	16	65	255	2	5	15	0	83	0	80	348						
11/16/68	Auburn	L, 3-17	51,650	12	5	5	38	23	0	8	26	2	63	0	64	86	17	56	147	1	12	31	2	168	1	87	315						
11/15/69	Athens, GA	W, 16-3	59,306	11	16	16	53	232	1	10	34	2	137	1	87	369	10	44	69	0	3	27	2	32	0	71	101						
11/14/70	Auburn	L, 17-31	61,791	8	---	19	27	53	2	24	44	2	320	0	71	373	17	65	219	3	5	12	2	115	1	77	334						
11/13/71	Athens, GA	W, 35-20	62,891	6	7	17	40	119	1	14	24	0	248	4	64	357	17	57	311	3	3	14	2	18	0	71	329						
11/18/72	Auburn	W, 27-10	62,448	11	---	13	53	213	2	6	13	0	101	1	66	314	16	40	137	1	22	36	4	307	0	76	444						
11/17/73	Athens, GA	L, 14-28	59,700	---	---	9	45	107	1	3	7	0	35	0	52	142	21	64	301	3	5	11	1	64	1	75	365						
11/16/74	Auburn	W, 17-13	64,748	7	---	23	60	343	2	4	11	1	35	0	71	378	19	45	167	0	11	20	1	278	1	65	445						
11/15/75	Athens, GA	L, 13-28	57,500	---	20	17	49	212	0	6	12	2	108	1	61	320	24	69	400	4	1	5	1	10	0	74	410						
11/13/76	Auburn	L, 0-28	63,912	---	7	10	44	146	0	7	13	0	81	0	57	227	27	77	470	4	0	3	2	0	0	80	470						
11/12/77	Athens, GA	W, 33-14	57,000	---	---	23	74	357	4	2	5	1	41	0	79	398	16	53	253	2	4	12	0	31	0	65	284						
11/18/78	Auburn	T, 22-22	64,761	---	8	21	63	438	3	3	9	0	64	0	72	502	15	48	93	2	12	24	2	175	0	72	268						
11/17/79	Athens, GA	W, 33-13	63,000	15	---	19	64	392	4	2	9	0	16	0	73	408	17	35	140	1	18	28	2	192	0	63	332						
11/15/80	Auburn	L, 21-31	74,900	---	1	20	45	186	1	12	21	1	164	2	66	350	20	53	240	2	10	19	1	99	1	72	339						
11/14/81	Athens, GA	L, 13-24	82,165	---	4	20	62	283	2	4	10	0	38	0	72	321	22	57	226	1	10	17	1	128	2	74	354						
11/13/82	Auburn	L, 14-19	74,900	---	1	11	43	181	1	11	20	0	166	2	63	347	17	40	115	1	17	33	1	160	0	73	275						
11/12/83	Athens, GA	W, 13-7	82,122	3	4	19	59	261	1	12	15	0	95	0	74	356	11	28	51	0	13	28	1	117	1	56	168						
11/17/84	Auburn	W, 21-12	75,300	18	15	17	61	257	2	6	9	0	109	1	70	366	12	34	112	0	13	27	1	129	1	61	241						
11/16/85	Athens, GA	W, 24-10	82,122	14	12	14	47	214	3	6	12	0	122	0	59	336	22	47	162	1	14	32	1	199	0	79	361						
11/15/86	Auburn	L, 16-20	73,000	8	---	20	34	138	1	19	36	3	233	1	70	371	17	57	239	1	6	7	0	59	1	64	298						
11/14/87	Athens, GA	W, 27-11	82,122	12	8	18	41	145	1	22	32	2	217	2	73	362	17	44	187	1	9	25	1	150	0	69	337						
11/12/88	Auburn	W, 20-10	85,214	9	17	24	45	207	0	20	34	1	263	2	79	470	11	31	70	0	9	19	0	168	1	50	238						
11/18/89	Athens, GA	W, 20-3	82,122	11	---	24	52	238	1	19	27	2	230	1	79	468	11	20	48	0	13	32	3	173	1	52	221						
11/17/90	Auburn	W, 33-10	85,214	24	---	19	42	197	2	15	30	1	215	1	72	412	11	46	193	1	3	18	2	28	0	64	221						
11/16/91	Athens, GA	L, 27-37	85,434	---	---	15	36	185	3	11	30	0	142	0	66	327	27	48	182	5	20	31	0	261	0	79	443						
11/14/92	Auburn	L, 10-14	85,214	---	12	19	43	119	1	16	26	1	215	0	69	334	15	44	121	1	12	20	2	205	1	64	326						
11/13/93	Athens, GA	W, 42-28	85,434	7	---	24	45	303	4	16	27	1	192	1	72	495	27	35	82	1	34	53	2	426	3	88	508						
11/12/94	Auburn	T, 23-23	85,214	3	---	23	45	255	3	18	34	1	204	0	79	459	18	31	130	0	17	42	1	261	2	73	391						
11/11/95	Athens, GA	W, 37-31	81,013	20	---	23	50	202	3	16	28	0	223	2	78	425	23	36	186	3	16	32	1	278	1	68	464						
11/16/96	Auburn	L, 49-56	85,214	20	---	30	62	249	4	22	35	0	290	3	97	539	30	49	156	6	26	43	0	400	2	92	556						
11/15/97	Athens, GA	W, 45-34	86,117	16	7	20	43	159	5	12	19	0	231	1	62	390	22	30	58	2	30	44	1	362	3	74	420						
11/14/98	Auburn	L, 17-28	85,214	---	14	20	27	50	1	20	45	3	245	1	72	295	23	43	176	2	23	37	3	351	2	80	527						
11/13/99	Athens, GA	W, 38-21	86,117	---	14	20	36	56	1	24	32	0	416	4	68	472	20	27	82	1	26	37	0	319	2	64	401						
11/11/00	Auburn	W, 29-26	85,612	22	14	16	37	150	1	24	38	2	149	2	75	299	12	26	55	0	23	35	1	164	1	61	219						
11/10/01	Athens, GA	W, 24-17	86,520	24	19	21	62	179	2	15	25	1	196	1	87	375	16	27	73	0	16	34	2	302	2	61	375						
11/16/02	Auburn	L, 21-24	86,063	24	7	16	46	199	2	12	23	2	133	1	69	332	15	33	104	2	19	38	1	231	1	71	335						
11/15/03	Athens, GA	L, 7-26	92,058	---	7	13	25	81	1	20	33	1	178	0	58	259	17	45	123	1	12	25	1	208	1	70	331						
11/13/04	Auburn	W, 24-6	87,451	3	8	21	37	186	1	19	23	1	218	2	60	404	15	29	85	0	17	27	1	194	1	56	279						
11/12/05	Athens, GA	W, 31-30	92,746	15	9	23	46	227	3	16	28	1	279	0	74	506	22	31	142	1	20	36	0	304	2	67	446						
11/11/06	Auburn	L, 15-37	87,451	5	--	9	25	136	1	4	12	4	35	1	37	171	20	46	227	3	14	20	0	219	1	66	446						
11/10/07	Athens, GA	L, 20-45	92,746	18	10	18	35	83	1	14	30	4	133	1	65	216	16	43	180	4	11	19	1	237	2	62	417						
11/15/08	Auburn	L, 13-17	87,451	--	13	19	36	124	1	16	31	0	179	1	67	303	20	33	136	0	15	24	0	215	2	57	351						

# 2009 Auburn Honors and Awards

---

## DARVIN ADAMS

- ▶ Phil Steele Midseason All-SEC First Team
- ▶ College Football Performance Awards Honorable Mention Wide Receiver of the Week (Nov. 8)

## WES BYRUM

- ▶ Lou Groza Award Semifinalist
- ▶ College Football Performance Awards Honorable Mention Placekicker of the Week (Sept. 7)
- ▶ SEC Special Teams Player of the Week (Oct. 5)
- ▶ Lou Groza Award Star of the Week (Oct. 5)
- ▶ Phil Steele Midseason All-SEC Third Team

## ANTONIO COLEMAN

- ▶ SEC Defensive Lineman of the Week (Nov. 2)
- ▶ SEC Defensive Lineman of the Week (Sept. 14)
- ▶ Lowe's Senior CLASS Award Watch List
- ▶ Rotary Lombardi Award Watch List
- ▶ Ted Hendricks Award Watch List
- ▶ Chuck Bednarik Award Watch List
- ▶ Bronko Nagurski Award Watch List
- ▶ *Lindy's* Preseason All-America Second Team
- ▶ *Athlon Sports* Preseason All-America Second Team
- ▶ Phil Steele Preseason All-America Third Team
- ▶ *Lindy's* Preseason All-SEC First Team
- ▶ *Athlon Sports* Preseason All-SEC First Team
- ▶ *Sports Illustrated* Preseason All-SEC Second Team
- ▶ Phil Steele Preseason All-SEC First Team
- ▶ Coaches' All-SEC Second Team
- ▶ Media All-SEC First Team
- ▶ Phil Steele Midseason All-SEC First Team
- ▶ Phil Steele Midseason All-America Third Team
- ▶ College Football Performance Awards Honorable Mention Defensive Lineman of the Week (Nov. 1)

## CLINTON DURST

- ▶ *Sports Illustrated* Preseason All-SEC Second Team
- ▶ Phil Steele Preseason All-SEC First Team
- ▶ Media All-SEC Second Team
- ▶ Phil Steele Midseason All-SEC Third Team

## GUS MALZAHN

- ▶ Rivals.com National Coordinator of the Week (Sept. 14)

## ONTERIO McCALEBB

- ▶ SEC Freshman of the Week (Sept. 7)
- ▶ SEC Freshman of the Week (Oct. 5)

## WALT McFADDEN

- ▶ SEC Defensive Player of the Week (Nov. 2)

## RYAN PUGH

- ▶ *Lindy's* Preseason All-SEC First Team
- ▶ Phil Steele Midseason All-SEC Third Team

## CRAIG STEVENS

- ▶ SEC Defensive Player of the Week (Sept. 21)
- ▶ Phil Steele Midseason All-SEC Third Team

## BEN TATE

- ▶ Maxwell Award Watch List
- ▶ *Athlon Sports* Preseason All-SEC Third Team
- ▶ Phil Steele Preseason All-SEC Second Team
- ▶ Coaches' All-SEC Third Team
- ▶ College Football Performance Awards Honorable Mention Running Back of the Week (Oct. 11)
- ▶ Phil Steele Midseason All-SEC Second Team

## NEIKO THORPE

- ▶ Phil Steele Midseason All-SEC Third Team

## CHRIS TODD

- ▶ Maxwell Award Watch List
- ▶ Manning Award Watch List
- ▶ College Football Performance Awards Honorable Mention Quarterback of the Week (Sept. 27)
- ▶ College Football Performance Awards Honorable Mention Quarterback of the Week (Nov. 8)

## TOMMY TROTT

- ▶ John Mackey Award Watch List

## LEE ZIEMBA

- ▶ *Lindy's* Preseason All-SEC Second Team
- ▶ *Athlon Sports* Preseason All-SEC Second Team
- ▶ *Sports Illustrated* Preseason All-SEC Second Team
- ▶ Coaches' All-SEC Second Team
- ▶ Media All-SEC Second Team
- ▶ Phil Steele Midseason All-SEC Second Team

# 2009 Auburn Football Game Notes

<p><b>LOUISIANA TECH (3-6, 2-4 WAC)</b></p> <p>Sept. 5 at Auburn [ESPN] L, 13-37                  Sept. 12 at Navy [CBS] L, 14-32                  Sept. 19 NICHOLLS STATE W, 48-13                  Sept. 30 HAWAII [ESPN2] W, 27-6                  Oct. 9 at Nevada [ESPN] L, 14-37                  Oct. 17 NEW MEXICO STATE W, 45-7                  Oct. 24 at Utah State [ERT] L, 21-23                  Oct. 31 at Idaho [ERT] L, 34-35                  Nov. 6 #5/5/4 BOISE STATE [ESPN2] L, 35-45                  Nov. 14 at #9/11/11 LSU 7 p.m.                  Nov. 21 at Fresno State 4 p.m.                  Dec. 5 SAN JOSE STATE [ERT] 1 p.m.</p> <p><b>MISSISSIPPI STATE (4-5, 2-3 SEC)</b></p> <p>Sept. 5 JACKSON STATE [ESPN] W, 45-7                  Sept. 12 at Auburn [FSS] L, 24-49                  Sept. 19 at Vanderbilt [FSS] W, 14-3                  Sept. 26 #7/7 LSU [SEC Net] L, 26-30                  Oct. 3 GEORGIA TECH [CSS] L, 31-42                  Oct. 10 HOUSTON [ESPN] L, 24-31                  Oct. 17 at Middle Tennessee [ESPN] W, 27-6                  Oct. 24 #2/1/1 FLORIDA [ESPN] L, 19-29                  Oct. 31 at Kentucky [FSS] W, 31-24                  Nov. 14 #3/3/3 ALABAMA [ESPN] 6 p.m.                  Nov. 21 at Arkansas [SEC Net] 11:21 a.m.                  Nov. 28 OLE MISS TBA</p> <p><b>WEST VIRGINIA (7-2, 3-1 BIG EAST)</b></p> <p>Sept. 5 LIBERTY W, 33-20                  Sept. 12 EAST CAROLINA W, 35-20                  Sept. 19 at Auburn [ESPN2] L, 30-41                  Oct. 1 COLORADO [ESPN] W, 35-24                  Oct. 10 at Syracuse W, 34-13                  Oct. 17 MARSHALL W, 24-7                  Oct. 24 CONNECTICUT W, 28-24                  Oct. 30 at South Florida [ESPN2] L, 19-30                  Nov. 7 LOUISVILLE W, 17-9                  Nov. 13 at #5/5/5 Cincinnati [ESPN2] 8 p.m.                  Nov. 27 PITTSBURGH TBA                  Dec. 5 at Rutgers TBA</p> <p><b>BALL STATE (1-8, 1-4 MAC)</b></p> <p>Sept. 3 NORTH TEXAS [ESPN] L, 10-20                  Sept. 12 NEW HAMPSHIRE L, 16-23                  Sept. 19 at Army [CBS Coll.] L, 17-24                  Sept. 26 at Auburn [FSN] L, 30-54                  Oct. 3 TOLEDO L, 30-37                  Oct. 10 at Temple L, 19-24                  Oct. 17 BOWLING GREEN L, 17-31                  Oct. 24 at Eastern Michigan W, 29-27                  Oct. 31 OHIO L, 17-20                  Nov. 12 at Northern Illinois [ESPN] 6 p.m.                  Nov. 18 CENTRAL MICHIGAN [ESPN2] 6/8 p.m.                  Nov. 24 at Western Michigan [ESPN2] 7 p.m.</p>	<p><b>TENNESSEE (5-4, 2-3 SEC)</b></p> <p>Sept. 5 W. KENTUCKY [SEC NET] W, 63-7                  Sept. 12 UCLA [ESPN] L, 15-19                  Sept. 19 at #1/1 Florida [CBS] L, 13-23                  Sept. 26 OHIO W, 34-23                  Oct. 3 AUBURN [ESPN] L, 22-26                  Oct. 10 GEORGIA [SEC Net] W, 45-19                  Oct. 24 at #1/2/2 Alabama [CBS] L, 10-12                  Oct. 31 #21/21/21 S. CAROLINA [ESPN] W, 31-13                  Nov. 7 MEMPHIS [ESPN] W, 56-28                  Nov. 14 at Mississippi [CBS] 12 p.m.                  Nov. 21 VANDERBILT [ESPN] 7 p.m.                  Nov. 28 at Kentucky TBA</p> <p><b>ARKANSAS (5-4, 2-4 SEC)</b></p> <p>Sept. 5 MISSOURI STATE W, 48-10                  Sept. 19 #23/20 GEORGIA [ESPN] L, 41-52                  Sept. 26 at #3/3 Alabama [CBS] L, 7-35                  Oct. 3 at Texas A&amp;M [ESPN2] W, 47-19                  Oct. 10 #17/19/19 AUBURN [ESPN] W, 44-23                  Oct. 17 at #1/1/1 Florida [CBS] L, 20-23                  Oct. 24 at #NR/25/NR Ole Miss [SEC Net] L, 17-30                  Oct. 31 EASTERN MICHIGAN [ESPN] W, 63-27                  Nov. 7 SOUTH CAROLINA [SEC Net] W, 33-16                  Nov. 14 TROY [CSS] 6:30 p.m.                  Nov. 21 MISSISSIPPI STATE [SEC Net] 11:21 a.m.                  Nov. 28 at LSU TBA</p> <p><b>KENTUCKY (5-4, 1-4 SEC)</b></p> <p>Sept. 5 at Miami (Ohio) [ESPN] W, 42-0                  Sept. 19 LOUISVILLE [ESPN] W, 31-27                  Sept. 26 #1/1 FLORIDA [ESPN2] L, 7-41                  Oct. 3 ALABAMA [SEC Net] L, 20-38                  Oct. 10 at #25/NR/NR South Carolina [FSN] L, 26-28                  Oct. 17 at #NR/NR/24 Auburn [ESPN] W, 21-14                  Oct. 24 LA.-MONROE [FSS] W, 36-13                  Oct. 31 MISSISSIPPI STATE [FSS] L, 24-31                  Nov. 7 EASTERN KENTUCKY W, 37-12                  Nov. 14 at Vanderbilt [SEC Net] 11:21 a.m.                  Nov. 21 at Georgia [ESPN/ESPN2] 7:45 p.m.                  Nov. 28 TENNESSEE TBA</p> <p><b>LSU (7-2, 4-2 SEC)</b></p> <p>Sept. 5 at Washington W, 31-23                  Sept. 12 VANDERBILT [ESPN] W, 23-9                  Sept. 19 UL-LAFAYETTE [ESPN] W, 31-3                  Sept. 26 at Mississippi State [SEC Net] W, 30-26                  Oct. 3 at Georgia [CBS] W, 20-13                  Oct. 10 #1/1/1 FLORIDA [CBS] L, 3-13                  Oct. 24 AUBURN [ESPN2] W, 31-10                  Oct. 31 TULANE W, 42-0                  Nov. 7 at #3/3/3 Alabama [CBS] L, 15-24                  Nov. 14 LOUISIANA TECH [ESPN] 6 p.m.                  Nov. 21 at Ole Miss [CBS] 2:30 p.m.                  Nov. 28 ARKANSAS TBA</p>	<p><b>OLE MISS (6-3, 2-3 SEC)</b></p> <p>Sept. 6 at Memphis [ESPN] W, 45-14                  Sept. 19 SE LOUISIANA [CSS] W, 52-6                  Sept. 24 at South Carolina [ESPN] L, 10-16                  Oct. 3 at Vanderbilt [ESPN] W, 23-7                  Oct. 10 #3/3/3 ALABAMA [CBS] L, 3-22                  Oct. 17 UAB [FSS] W, 48-13                  Oct. 24 ARKANSAS [SEC Net] W, 30-17                  Oct. 31 at Auburn [SEC Net] L, 20-33                  Nov. 7 NORTHERN ARIZONA [CSS] W, 38-14                  Nov. 14 TENNESSEE [CBS] 11 a.m.                  Nov. 21 LSU [CBS] 2:30 p.m.                  Nov. 28 at Mississippi State TBA</p> <p><b>FURMAN (4-5, 3-3 SoCon)</b></p> <p>Sept. 5 PRESBYTERIAN W, 45-21                  Sept. 12 at Chattanooga W, 38-20                  Sept. 19 at #NR/25 Missouri L, 12-52                  Sept. 26 at Western Carolina W, 33-14                  Oct. 3 ELON L, 12-19                  Oct. 17 SAMFORD W, 26-24                  Oct. 24 at The Citadel L, 28-38                  Oct. 31 APPALACHIAN STATE L, 27-52                  Nov. 7 at Auburn L, 31-63                  Nov. 14 at Georgia Southern 2 p.m.                  Nov. 21 WOFFORD 3 p.m.</p> <p><b>GEORGIA (5-4, 3-3 SEC)</b></p> <p>Sept. 5 at #9/11 Oklahoma State [ABC] L, 10-24                  Sept. 12 SOUTH CAROLINA [ESPN2] W, 41-37                  Sept. 19 at Arkansas [ESPN] W, 52-41                  Sept. 26 ARIZONA STATE [ESPN] W, 20-17                  Oct. 3 LSU [CBS] L, 13-20                  Oct. 10 at Tennessee [SEC Net] L, 19-45                  Oct. 17 at Vanderbilt [SEC Net] W, 34-10                  Oct. 31 vs. #1/1/1 Florida [CBS] L, 17-41                  Nov. 7 TENNESSEE TECH W, 38-0                  Nov. 14 #NR/25/NR AUBURN [ESPN2] 7 p.m.                  Nov. 21 KENTUCKY [ESPN/ESPN2] 7:45 p.m.                  Nov. 28 at Georgia Tech TBA</p> <p><b>ALABAMA (9-0, 6-0 SEC)</b></p> <p>Sept. 5 vs. #7/7 Virginia Tech [ABC] W, 34-24                  Sept. 12 FLORIDA INTERNATIONAL W, 40-14                  Sept. 19 NORTH TEXAS [SEC Net] W, 53-7                  Sept. 26 ARKANSAS [CBS] W, 35-7                  Oct. 3 at Kentucky [SEC Net] W, 38-20                  Oct. 10 at #20/16/18 Ole Miss [CBS] W, 22-3                  Oct. 17 #22/22/22 S. CAROLINA [ESPN] W, 20-6                  Oct. 24 TENNESSEE [CBS] W, 12-10                  Nov. 7 #9/9/9 LSU [CBS] W, 24-15                  Nov. 14 at Mississippi State [ESPN] 6 p.m.                  Nov. 21 CHATTANOOGA [SEC Net] 11:21 a.m.                  Nov. 27 at Auburn [CBS] 1:30 p.m.</p>
---	---	---

<p><b>ASSOCIATED PRESS TOP 25 POLL</b></p> <table border="1" style="width: 100%; border-collapse: collapse;"> <thead> <tr> <th>Rk</th> <th>School (1st)</th> <th>Record</th> <th>Pts.</th> <th>Prv.</th> </tr> </thead> <tbody> <tr><td>1.</td><td>Florida (39)</td><td>9-0</td><td>1467</td><td>1</td></tr> <tr><td>2.</td><td>Texas (10)</td><td>9-0</td><td>1430</td><td>2</td></tr> <tr><td>3.</td><td>Alabama (11)</td><td>9-0</td><td>1422</td><td>3</td></tr> <tr><td>4.</td><td>TCU</td><td>9-0</td><td>1271</td><td>6</td></tr> <tr><td>5.</td><td>Cincinnati</td><td>9-0</td><td>1263</td><td>4</td></tr> <tr><td>6.</td><td>Boise State</td><td>9-0</td><td>1228</td><td>5</td></tr> <tr><td>7.</td><td>Georgia Tech</td><td>9-1</td><td>1127</td><td>10</td></tr> <tr><td>8.</td><td>Pittsburgh</td><td>8-1</td><td>945</td><td>14</td></tr> <tr><td>9.</td><td>LSU</td><td>7-2</td><td>904</td><td>9</td></tr> <tr><td>10.</td><td>Ohio State</td><td>8-2</td><td>898</td><td>15</td></tr> <tr><td>11.</td><td>USC</td><td>7-2</td><td>834</td><td>12</td></tr> <tr><td>12.</td><td>Miami (Fla.)</td><td>7-2</td><td>805</td><td>16</td></tr> <tr><td>13.</td><td>Houston</td><td>8-1</td><td>783</td><td>13</td></tr> <tr><td>14.</td><td>Oregon</td><td>7-2</td><td>752</td><td>7</td></tr> <tr><td>15.</td><td>Iowa</td><td>9-1</td><td>741</td><td>8</td></tr> <tr><td>16.</td><td>Utah</td><td>8-1</td><td>706</td><td>17</td></tr> <tr><td>17.</td><td>Oklahoma State</td><td>7-2</td><td>492</td><td>18</td></tr> <tr><td>18.</td><td>Arizona</td><td>6-2</td><td>476</td><td>21</td></tr> <tr><td>19.</td><td>Penn State</td><td>8-2</td><td>467</td><td>11</td></tr> <tr><td>20.</td><td>Virginia Tech</td><td>6-3</td><td>275</td><td>22</td></tr> <tr><td>21.</td><td>Wisconsin</td><td>7-2</td><td>274</td><td>24</td></tr> <tr><td>22.</td><td>BYU</td><td>7-2</td><td>219</td><td>25</td></tr> <tr><td>23.</td><td>South Florida</td><td>6-2</td><td>167</td><td>NR</td></tr> <tr><td>24.</td><td>Clemson</td><td>6-3</td><td>149</td><td>NR</td></tr> <tr><td>25.</td><td>Stanford</td><td>6-3</td><td>107</td><td>NR</td></tr> </tbody> </table> <p><b>OTHERS RECEIVING VOTES</b>                  Oregon St. 95, Auburn 54, West Virginia 54, Texas Tech 24, Navy 19, Tennessee 12, Rutgers 11, Nebraska 9, Temple 7, Kansas St. 5, Notre Dame 3, Ole Miss 2, Fresno St. 2, Troy 1.</p>	Rk	School (1st)	Record	Pts.	Prv.	1.	Florida (39)	9-0	1467	1	2.	Texas (10)	9-0	1430	2	3.	Alabama (11)	9-0	1422	3	4.	TCU	9-0	1271	6	5.	Cincinnati	9-0	1263	4	6.	Boise State	9-0	1228	5	7.	Georgia Tech	9-1	1127	10	8.	Pittsburgh	8-1	945	14	9.	LSU	7-2	904	9	10.	Ohio State	8-2	898	15	11.	USC	7-2	834	12	12.	Miami (Fla.)	7-2	805	16	13.	Houston	8-1	783	13	14.	Oregon	7-2	752	7	15.	Iowa	9-1	741	8	16.	Utah	8-1	706	17	17.	Oklahoma State	7-2	492	18	18.	Arizona	6-2	476	21	19.	Penn State	8-2	467	11	20.	Virginia Tech	6-3	275	22	21.	Wisconsin	7-2	274	24	22.	BYU	7-2	219	25	23.	South Florida	6-2	167	NR	24.	Clemson	6-3	149	NR	25.	Stanford	6-3	107	NR	<p><b>USA TODAY COACHES TOP 25 POLL</b></p> <table border="1" style="width: 100%; border-collapse: collapse;"> <thead> <tr> <th>Rk</th> <th>School (1st)</th> <th>Record</th> <th>Pts.</th> <th>Prv.</th> </tr> </thead> <tbody> <tr><td>1.</td><td>Florida (48)</td><td>9-0</td><td>1460</td><td>1</td></tr> <tr><td>2.</td><td>Texas (4)</td><td>9-0</td><td>1399</td><td>2</td></tr> <tr><td>3.</td><td>Alabama (7)</td><td>9-0</td><td>1389</td><td>3</td></tr> <tr><td>4.</td><td>TCU</td><td>9-0</td><td>1262</td><td>4</td></tr> <tr><td>5.</td><td>Cincinnati</td><td>9-0</td><td>1224</td><td>7</td></tr> <tr><td>6.</td><td>Boise State</td><td>9-0</td><td>1200</td><td>5</td></tr> <tr><td>7.</td><td>Georgia Tech</td><td>9-1</td><td>1118</td><td>11</td></tr> <tr><td>8.</td><td>Ohio State</td><td>8-2</td><td>944</td><td>12</td></tr> <tr><td>9.</td><td>Pittsburgh</td><td>8-1</td><td>940</td><td>14</td></tr> <tr><td>10.</td><td>USC</td><td>7-2</td><td>847</td><td>13</td></tr> <tr><td>11.</td><td>LSU</td><td>7-2</td><td>838</td><td>9</td></tr> <tr><td>12.</td><td>Houston</td><td>8-1</td><td>766</td><td>15</td></tr> <tr><td>13.</td><td>Iowa</td><td>9-1</td><td>757</td><td>6</td></tr> <tr><td>14.</td><td>Utah</td><td>8-1</td><td>688</td><td>16</td></tr> <tr><td>15.</td><td>Miami (Fla.)</td><td>7-2</td><td>685</td><td>17</td></tr> <tr><td>16.</td><td>Oregon</td><td>7-2</td><td>665</td><td>8</td></tr> <tr><td>17.</td><td>Penn State</td><td>8-2</td><td>552</td><td>10</td></tr> <tr><td>18.</td><td>Oklahoma State</td><td>7-2</td><td>530</td><td>18</td></tr> <tr><td>19.</td><td>Arizona</td><td>6-2</td><td>472</td><td>19</td></tr> <tr><td>20.</td><td>Wisconsin</td><td>7-2</td><td>341</td><td>22</td></tr> <tr><td>21.</td><td>Virginia Tech</td><td>6-3</td><td>268</td><td>24</td></tr> <tr><td>22.</td><td>BYU</td><td>7-2</td><td>216</td><td>25</td></tr> <tr><td>23.</td><td>West Virginia</td><td>7-2</td><td>121</td><td>NR</td></tr> <tr><td>24.</td><td>South Florida</td><td>6-2</td><td>106</td><td>NR</td></tr> <tr><td>25.</td><td>Auburn</td><td>7-3</td><td>80</td><td>NR</td></tr> </tbody> </table> <p><b>OTHERS RECEIVING VOTES</b>                  Clemson 71, Stanford 54, Oregon St. 39, Texas Tech 36, Nebraska 31, Navy 28, Central Michigan 8, Temple 8, Boston College 7, North Carolina 7, Oklahoma 6, Rutgers 3, Tennessee 3, Ole Miss 2, Troy 2, Fresno St. 1, Kansas St. 1.</p>	Rk	School (1st)	Record	Pts.	Prv.	1.	Florida (48)	9-0	1460	1	2.	Texas (4)	9-0	1399	2	3.	Alabama (7)	9-0	1389	3	4.	TCU	9-0	1262	4	5.	Cincinnati	9-0	1224	7	6.	Boise State	9-0	1200	5	7.	Georgia Tech	9-1	1118	11	8.	Ohio State	8-2	944	12	9.	Pittsburgh	8-1	940	14	10.	USC	7-2	847	13	11.	LSU	7-2	838	9	12.	Houston	8-1	766	15	13.	Iowa	9-1	757	6	14.	Utah	8-1	688	16	15.	Miami (Fla.)	7-2	685	17	16.	Oregon	7-2	665	8	17.	Penn State	8-2	552	10	18.	Oklahoma State	7-2	530	18	19.	Arizona	6-2	472	19	20.	Wisconsin	7-2	341	22	21.	Virginia Tech	6-3	268	24	22.	BYU	7-2	216	25	23.	West Virginia	7-2	121	NR	24.	South Florida	6-2	106	NR	25.	Auburn	7-3	80	NR	<p><b>HARRIS INTERACTIVE POLL</b></p> <table border="1" style="width: 100%; border-collapse: collapse;"> <thead> <tr> <th>Rk</th> <th>School (1st)</th> <th>Record</th> <th>Pts.</th> <th>Prv.</th> </tr> </thead> <tbody> <tr><td>1.</td><td>Florida (82)</td><td>9-0</td><td>2801</td><td>1</td></tr> <tr><td>2.</td><td>Texas (18)</td><td>9-0</td><td>2712</td><td>2</td></tr> <tr><td>3.</td><td>Alabama (14)</td><td>9-0</td><td>2688</td><td>3</td></tr> <tr><td>4.</td><td>TCU</td><td>9-0</td><td>2424</td><td>6</td></tr> <tr><td>5.</td><td>Cincinnati</td><td>9-0</td><td>2377</td><td>5</td></tr> <tr><td>6.</td><td>Boise State</td><td>9-0</td><td>2349</td><td>4</td></tr> <tr><td>7.</td><td>Georgia Tech</td><td>9-1</td><td>2131</td><td>11</td></tr> <tr><td>8.</td><td>Ohio State</td><td>8-2</td><td>1795</td><td>13</td></tr> <tr><td>9.</td><td>Pittsburgh</td><td>8-1</td><td>1713</td><td>15</td></tr> <tr><td>10.</td><td>USC</td><td>7-2</td><td>1660</td><td>12</td></tr> <tr><td>11.</td><td>LSU</td><td>7-2</td><td>1634</td><td>9</td></tr> <tr><td>12.</td><td>Iowa</td><td>9-1</td><td>1540</td><td>7</td></tr> <tr><td>13.</td><td>Houston</td><td>8-1</td><td>1476</td><td>14</td></tr> <tr><td>14.</td><td>Oregon</td><td>7-2</td><td>1381</td><td>8</td></tr> <tr><td>15.</td><td>Miami (Fla.)</td><td>7-2</td><td>1366</td><td>17</td></tr> <tr><td>16.</td><td>Utah</td><td>8-1</td><td>1352</td><td>16</td></tr> <tr><td>17.</td><td>Penn State</td><td>8-2</td><td>1057</td><td>10</td></tr> <tr><td>18.</td><td>Oklahoma State</td><td>7-2</td><td>979</td><td>18</td></tr> <tr><td>19.</td><td>Arizona</td><td>6-2</td><td>880</td><td>21</td></tr> <tr><td>20.</td><td>Wisconsin</td><td>7-2</td><td>567</td><td>24</td></tr> <tr><td>21.</td><td>Virginia Tech</td><td>6-3</td><td>478</td><td>23</td></tr> <tr><td>22.</td><td>BYU</td><td>7-2</td><td>468</td><td>25</td></tr> <tr><td>23.</td><td>South Florida</td><td>6-2</td><td>266</td><td>NR</td></tr> <tr><td>24.</td><td>West Virginia</td><td>7-2</td><td>182</td><td>NR</td></tr> <tr><td>25.</td><td>Clemson</td><td>6-3</td><td>119</td><td>NR</td></tr> </tbody> </table> <p><b>OTHERS RECEIVING VOTES</b>                  Stanford 115, Auburn 100, Oregon St. 94, Texas Tech 73, Navy 44, Nebraska 44, Oklahoma 37, Cal 30, Temple 24, Tennessee 19, Central Mich. 14, Troy 12, Ole Miss 11, Rutgers 11, Notre Dame 9, S. Carolina 5, Boston Coll. 3, Kansas St. 3, Fresno St. 2.</p>	Rk	School (1st)	Record	Pts.	Prv.	1.	Florida (82)	9-0	2801	1	2.	Texas (18)	9-0	2712	2	3.	Alabama (14)	9-0	2688	3	4.	TCU	9-0	2424	6	5.	Cincinnati	9-0	2377	5	6.	Boise State	9-0	2349	4	7.	Georgia Tech	9-1	2131	11	8.	Ohio State	8-2	1795	13	9.	Pittsburgh	8-1	1713	15	10.	USC	7-2	1660	12	11.	LSU	7-2	1634	9	12.	Iowa	9-1	1540	7	13.	Houston	8-1	1476	14	14.	Oregon	7-2	1381	8	15.	Miami (Fla.)	7-2	1366	17	16.	Utah	8-1	1352	16	17.	Penn State	8-2	1057	10	18.	Oklahoma State	7-2	979	18	19.	Arizona	6-2	880	21	20.	Wisconsin	7-2	567	24	21.	Virginia Tech	6-3	478	23	22.	BYU	7-2	468	25	23.	South Florida	6-2	266	NR	24.	West Virginia	7-2	182	NR	25.	Clemson	6-3	119	NR
Rk	School (1st)	Record	Pts.	Prv.																																																																																																																																																																																																																																																																																																																																																																																																				
1.	Florida (39)	9-0	1467	1																																																																																																																																																																																																																																																																																																																																																																																																				
2.	Texas (10)	9-0	1430	2																																																																																																																																																																																																																																																																																																																																																																																																				
3.	Alabama (11)	9-0	1422	3																																																																																																																																																																																																																																																																																																																																																																																																				
4.	TCU	9-0	1271	6																																																																																																																																																																																																																																																																																																																																																																																																				
5.	Cincinnati	9-0	1263	4																																																																																																																																																																																																																																																																																																																																																																																																				
6.	Boise State	9-0	1228	5																																																																																																																																																																																																																																																																																																																																																																																																				
7.	Georgia Tech	9-1	1127	10																																																																																																																																																																																																																																																																																																																																																																																																				
8.	Pittsburgh	8-1	945	14																																																																																																																																																																																																																																																																																																																																																																																																				
9.	LSU	7-2	904	9																																																																																																																																																																																																																																																																																																																																																																																																				
10.	Ohio State	8-2	898	15																																																																																																																																																																																																																																																																																																																																																																																																				
11.	USC	7-2	834	12																																																																																																																																																																																																																																																																																																																																																																																																				
12.	Miami (Fla.)	7-2	805	16																																																																																																																																																																																																																																																																																																																																																																																																				
13.	Houston	8-1	783	13																																																																																																																																																																																																																																																																																																																																																																																																				
14.	Oregon	7-2	752	7																																																																																																																																																																																																																																																																																																																																																																																																				
15.	Iowa	9-1	741	8																																																																																																																																																																																																																																																																																																																																																																																																				
16.	Utah	8-1	706	17																																																																																																																																																																																																																																																																																																																																																																																																				
17.	Oklahoma State	7-2	492	18																																																																																																																																																																																																																																																																																																																																																																																																				
18.	Arizona	6-2	476	21																																																																																																																																																																																																																																																																																																																																																																																																				
19.	Penn State	8-2	467	11																																																																																																																																																																																																																																																																																																																																																																																																				
20.	Virginia Tech	6-3	275	22																																																																																																																																																																																																																																																																																																																																																																																																				
21.	Wisconsin	7-2	274	24																																																																																																																																																																																																																																																																																																																																																																																																				
22.	BYU	7-2	219	25																																																																																																																																																																																																																																																																																																																																																																																																				
23.	South Florida	6-2	167	NR																																																																																																																																																																																																																																																																																																																																																																																																				
24.	Clemson	6-3	149	NR																																																																																																																																																																																																																																																																																																																																																																																																				
25.	Stanford	6-3	107	NR																																																																																																																																																																																																																																																																																																																																																																																																				
Rk	School (1st)	Record	Pts.	Prv.																																																																																																																																																																																																																																																																																																																																																																																																				
1.	Florida (48)	9-0	1460	1																																																																																																																																																																																																																																																																																																																																																																																																				
2.	Texas (4)	9-0	1399	2																																																																																																																																																																																																																																																																																																																																																																																																				
3.	Alabama (7)	9-0	1389	3																																																																																																																																																																																																																																																																																																																																																																																																				
4.	TCU	9-0	1262	4																																																																																																																																																																																																																																																																																																																																																																																																				
5.	Cincinnati	9-0	1224	7																																																																																																																																																																																																																																																																																																																																																																																																				
6.	Boise State	9-0	1200	5																																																																																																																																																																																																																																																																																																																																																																																																				
7.	Georgia Tech	9-1	1118	11																																																																																																																																																																																																																																																																																																																																																																																																				
8.	Ohio State	8-2	944	12																																																																																																																																																																																																																																																																																																																																																																																																				
9.	Pittsburgh	8-1	940	14																																																																																																																																																																																																																																																																																																																																																																																																				
10.	USC	7-2	847	13																																																																																																																																																																																																																																																																																																																																																																																																				
11.	LSU	7-2	838	9																																																																																																																																																																																																																																																																																																																																																																																																				
12.	Houston	8-1	766	15																																																																																																																																																																																																																																																																																																																																																																																																				
13.	Iowa	9-1	757	6																																																																																																																																																																																																																																																																																																																																																																																																				
14.	Utah	8-1	688	16																																																																																																																																																																																																																																																																																																																																																																																																				
15.	Miami (Fla.)	7-2	685	17																																																																																																																																																																																																																																																																																																																																																																																																				
16.	Oregon	7-2	665	8																																																																																																																																																																																																																																																																																																																																																																																																				
17.	Penn State	8-2	552	10																																																																																																																																																																																																																																																																																																																																																																																																				
18.	Oklahoma State	7-2	530	18																																																																																																																																																																																																																																																																																																																																																																																																				
19.	Arizona	6-2	472	19																																																																																																																																																																																																																																																																																																																																																																																																				
20.	Wisconsin	7-2	341	22																																																																																																																																																																																																																																																																																																																																																																																																				
21.	Virginia Tech	6-3	268	24																																																																																																																																																																																																																																																																																																																																																																																																				
22.	BYU	7-2	216	25																																																																																																																																																																																																																																																																																																																																																																																																				
23.	West Virginia	7-2	121	NR																																																																																																																																																																																																																																																																																																																																																																																																				
24.	South Florida	6-2	106	NR																																																																																																																																																																																																																																																																																																																																																																																																				
25.	Auburn	7-3	80	NR																																																																																																																																																																																																																																																																																																																																																																																																				
Rk	School (1st)	Record	Pts.	Prv.																																																																																																																																																																																																																																																																																																																																																																																																				
1.	Florida (82)	9-0	2801	1																																																																																																																																																																																																																																																																																																																																																																																																				
2.	Texas (18)	9-0	2712	2																																																																																																																																																																																																																																																																																																																																																																																																				
3.	Alabama (14)	9-0	2688	3																																																																																																																																																																																																																																																																																																																																																																																																				
4.	TCU	9-0	2424	6																																																																																																																																																																																																																																																																																																																																																																																																				
5.	Cincinnati	9-0	2377	5																																																																																																																																																																																																																																																																																																																																																																																																				
6.	Boise State	9-0	2349	4																																																																																																																																																																																																																																																																																																																																																																																																				
7.	Georgia Tech	9-1	2131	11																																																																																																																																																																																																																																																																																																																																																																																																				
8.	Ohio State	8-2	1795	13																																																																																																																																																																																																																																																																																																																																																																																																				
9.	Pittsburgh	8-1	1713	15																																																																																																																																																																																																																																																																																																																																																																																																				
10.	USC	7-2	1660	12																																																																																																																																																																																																																																																																																																																																																																																																				
11.	LSU	7-2	1634	9																																																																																																																																																																																																																																																																																																																																																																																																				
12.	Iowa	9-1	1540	7																																																																																																																																																																																																																																																																																																																																																																																																				
13.	Houston	8-1	1476	14																																																																																																																																																																																																																																																																																																																																																																																																				
14.	Oregon	7-2	1381	8																																																																																																																																																																																																																																																																																																																																																																																																				
15.	Miami (Fla.)	7-2	1366	17																																																																																																																																																																																																																																																																																																																																																																																																				
16.	Utah	8-1	1352	16																																																																																																																																																																																																																																																																																																																																																																																																				
17.	Penn State	8-2	1057	10																																																																																																																																																																																																																																																																																																																																																																																																				
18.	Oklahoma State	7-2	979	18																																																																																																																																																																																																																																																																																																																																																																																																				
19.	Arizona	6-2	880	21																																																																																																																																																																																																																																																																																																																																																																																																				
20.	Wisconsin	7-2	567	24																																																																																																																																																																																																																																																																																																																																																																																																				
21.	Virginia Tech	6-3	478	23																																																																																																																																																																																																																																																																																																																																																																																																				
22.	BYU	7-2	468	25																																																																																																																																																																																																																																																																																																																																																																																																				
23.	South Florida	6-2	266	NR																																																																																																																																																																																																																																																																																																																																																																																																				
24.	West Virginia	7-2	182	NR																																																																																																																																																																																																																																																																																																																																																																																																				
25.	Clemson	6-3	119	NR																																																																																																																																																																																																																																																																																																																																																																																																				

# 2009 Auburn Depth Chart

Pronunciation Guide		
2	Aairon Savage <b>AIR-un</b>	DB
15	Neiko Thorpe <b>NEE-ko</b>	DB
17	Tyrik Rollison <b>TY-rick RAHL-ih-son</b>	QB
19	Neil Caudle <b>CAW-dull</b>	QB
23	Onterio McCalebb <b>Mik-KAY-lub</b>	RB
25	D'Antoine Hood <b>duh-AN-twon</b>	DB
42	Philip Pierre-Louis <b>pee-AIRLOO-iss</b>	WR
43	Philip Lutzenkirchen <b>LUTZ-en-kirk-en</b>	TE
49	Michael Goggans <b>GAH-guns</b>	DE
50	Ryan Pugh <b>PYEW</b>	OL
57	Byron Isom <b>buh-RONEYE-some</b>	DL
73	Lee Ziemba <b>ZIM-bah</b>	OL
81	Terrell Zachery <b>ter-ELL</b>	WR
82	Jay Wisner <b>WIZ-ner</b>	WR
85	Quindarius Carr <b>quin-DARE-ee-us</b>	WR
86	John Cubelic <b>CUBE-eh-lick</b>	WR
93	Mike Blanc <b>BLAHNK</b>	DL
94	Nosa Egaue <b>NO-suh EE-gway</b>	DL

## Offense

<b>QB</b>	<b>12 Chris Todd (6-4, 210, Sr.)</b> 19 Neil Caudle (6-3, 200, Jr.) 17 Tyrik Rollison (6-0, 194, Fr.)
<b>TB</b>	<b>44 Ben Tate (5-11, 218, Sr.)</b> 23 Onterio McCalebb (5-10, 164, Fr.) 32 Eric Smith (5-10, 237, So.)
<b>FB</b>	<b>27 Mario Fannin (5-11, 225, Jr.)</b> 30 John Douglas (6-2, 241, So.)
<b>TE</b>	<b>5 Tommy Trott (6-5, 243, Sr.)</b> 43 Philip Lutzenkirchen (6-4, 262, Fr.) 82 Jay Wisner (6-2, 194, Jr.)
<b>WR</b>	<b>81 Terrell Zachery (6-1, 203, Jr.)</b> 18 Kodi Burns (6-2, 208, Jr.) 80 Emory Blake (6-1, 192, Fr.)
<b>WR</b>	<b>89 Darvin Adams (6-3, 185, So.)</b> 13 Tim Hawthorne (6-3, 212, Jr.) --OR-- 3 DeAngelo Benton (6-2, 192, Fr.)
<b>LT</b>	<b>73 Lee Ziemba (6-8, 308, Jr.)</b> 79 Jared Cooper (6-4, 295, So.)
<b>LG</b>	<b>66 Mike Berry (6-3, 311, Jr.)</b> 71 John Sullen (6-6, 326, Fr.)
<b>C</b>	<b>50 Ryan Pugh (6-4, 289, Jr.)</b> 53 Bart Eddins (6-4, 297, Jr.)
<b>RG</b>	<b>57 Byron Isom (6-3, 291, Jr.)</b> 76 Jorell Bostrom (6-3, 353, Jr.)
<b>RT</b>	<b>75 Andrew McCain (6-6, 299, Sr.)</b> 55 Vance Smith (6-2, 281, So.)
<b>PK</b>	<b>18 Wes Byrum (6-2, 209, Jr.)</b> 37 Morgan Hull (6-3, 199, Jr.)
<b>P</b>	<b>97 Clinton Durst (6-1, 191, Sr.)</b> 21 Ryan Shoemaker (6-0, 184, Jr.)
<b>DS</b>	<b>61 Josh Harris (6-1, 220, So.)</b> 48 Bailey Woods (6-5, 237, So.)
<b>H</b>	<b>96 Clayton Crofoot (6-6, 191, Sr.)</b> 19 Neil Caudle (6-3, 200, Jr.)

## Defense

<b>LE</b>	<b>52 Antonio Coleman (6-3, 261, Sr.)</b> 95 Dee Ford (6-4, 214, Fr.) --OR-- 83 Gabe McKenzie (6-5, 252, Sr.)
<b>LT</b>	<b>93 Mike Blanc (6-4, 288, Jr.)</b> 90 Nick Fairley (6-5, 293, So.)
<b>RT</b>	<b>91 Jake Ricks (6-4, 292, Sr.)</b> 97 Derrick Lykes (6-2, 284, RFr.)
<b>RE</b>	<b>45 Antoine Carter (6-4, 263, Jr.)</b> 49 Michael Goggans (6-3, 264, Jr.)
<b>LLB</b>	<b>46 Craig Stevens (6-3, 223, Jr.)</b> 35 Jonathan Evans (5-11, 207, Fr.)
<b>MLB</b>	<b>17 Josh Bynes (6-2, 239, Jr.)</b> 31 Adam Herring (6-1, 216, So.)
<b>RLB</b>	<b>21 Eltoro Freeman (5-11, 219, So.)</b> 31 Adam Herring (6-1, 216, So.) 36 Wade Christopher (6-1, 215, So.)
<b>LC</b>	<b>6 Walter McFadden (6-0, 175, Sr.)</b> 14 Demond Washington (5-9, 185, Jr.)
<b>S</b>	<b>25 Daren Bates (5-11, 195, Fr.)</b> 22 T'Sharvan Bell (6-0, 176, RFr.)
<b>S</b>	<b>14 Demond Washington (5-9, 185, Jr.)</b> 11 Mike Slade (6-3, 192, So.)
<b>RC</b>	<b>15 Neiko Thorpe (6-2, 176, So.)</b> 24 D'Antoine Hood (5-10, 187, So.)

## Special Teams

<b>PR</b>	<b>8 Anthony Gulley (5-9, 176, Fr.) --OR--</b> <b>27 Mario Fannin (5-11, 225, Jr.)</b>
<b>KOR</b>	<b>81 Terrell Zachery (6-1, 203, Jr.) &amp;</b> <b>23 Onterio McCalebb (5-10, 164, Fr.)</b>  15 Neiko Thorpe (6-2, 176, So.) & 27 Mario Fannin (5-11, 225, So.)

# Auburn Media Services

All Times Central

## PRACTICE

All practices are CLOSED to members of the media.

## PLAYER INTERVIEWS

Player interviews should be arranged through the Auburn Media Relations Office. The following are the opportunities for player interviews, including phone interviews: Sunday post-practice, Tuesday from 12-1 p.m. following Coach Gene Chizik's press conference, and Tuesday post-practice. Player requests for Tuesday's press conference should be given to Brad Gust at least 24 hours in advance.

## PLAYERS ARE OFF-LIMITS WEDNESDAY-FRIDAY.

## ASSISTANT COACH INTERVIEWS

Auburn assistant coaches will be available to the media post-practice according to the following schedule: Sunday - Defensive coordinator Ted Roof; Tuesday - Offensive coordinator Gus Malzahn; Wednesday - All other assistants.

## MEDIA WEB SITE - COLLEGEPRESSBOX.COM

Media can access notes, quotes, stats, media information and much more from Auburn and its opponents on the SEC section of CollegePressBox.com. To access the site, visit [www.collegepressbox.com](http://www.collegepressbox.com) (username: secmedia; password: birmingham). This information should not be published to the general public.

## SUNDAY

### AUBURN FOOTBALL REVIEW

The Auburn Football Review with coach Gene Chizik is uplinked each Sunday morning. The 30-minute show is useful for highlights and sound bites. For more information, contact the Auburn ISP Sports Network (334) 826-2929.

### GENE CHIZIK TELECONFERENCE

Coach Chizik will typically be available to Auburn and opponents' beat writers, as well as other selected members of the media, each Sunday afternoon at 4:30 p.m. in the Media Relations office and on a teleconference for media only **starting Sept. 6**. For more information, contact Kirk Sampson at (334) 844-9800.

**Time: 4:30 p.m. (Sundays)**

**Phone: 1 212-812-4494 and enter 2884 4377\***

\*NOTE: This phone number should be kept confidential and limited to working news media.

## TUESDAY

### GENE CHIZIK PRESS CONFERENCE

Each Tuesday at **11:30 a.m.** in the auditorium of the Auburn Athletic Complex, Auburn will hold its weekly football press conference with head coach Gene Chizik. The press conference can also be accessed by the media in a listen only mode by dialing 1-212-812-4494, enter 2884 4377. Following Coach Chizik's press

conference, selected players will be available in the Rane Room from 12-1 p.m. Players who were not present at the press conference will also be available post-practice on Tuesdays.

## AUBURN GAME WEEK FEED

The Auburn Media Relations office provides a weekly satellite feed for the 2009 football season. These feeds include interviews, game footage and other feature material. The feed is each Tuesday prior to a game. To secure coordinates and times for the feeds contact Steve Sain at (334) 844-9809.

## WEDNESDAY

### SEC TELECONFERENCE

Each of the SEC coaches are featured on a teleconference each Wednesday at 10 a.m. **Coach Chizik begins at 11:40 a.m.** Contact the SEC office for teleconference phone numbers.

## THURSDAY

### TIGER TALK

Coach Chizik's comments may be heard on the Auburn ISP Sports Network beginning at 7 p.m. each Thursday night. The one-hour weekly radio show offers Auburn fans the opportunity to call with questions regarding the Auburn football team. Tiger Talk can also be heard on Auburn's internet site, [www.auburntigers.com](http://www.auburntigers.com). For more information contact the Auburn ISP Sports Network, (334) 826-2929.

## SATURDAY

### AUBURN GAMEDAY FEED

Auburn offers a satellite feed following home football games which are not televised.

## AUBURN MEDIA RELATIONS

### AU FOOTBALL on the WWW

[www.auburntigers.com](http://www.auburntigers.com)

### HOW TO CONTACT (AC 334)

Media Relations (Complex)	844-9800
Media Relation FAX (Complex)	844-9807
Kirk Sampson home	887-0839
cell	750-1385
e-mail:	sampska@auburn.edu
Brad Gust home	501-2239
cell:	750-1030
e-mail:	gustbra@auburn.edu
Bob Grant home/cell	740-0934
e-mail:	grantrs@auburn.edu
Todd Van Emst (photographer) home/cell	740-1380
e-mail:	vanemtj@auburn.edu
Steve Sain home	502-9604
Satellite Uplink	844-5707

# 2009 Auburn Football Game Recaps

<b>GAME</b>	<b>LOUISIANA TECH</b>	<b>13</b>
<b>1</b>	<b>AUBURN</b>	<b>37</b>
September 5, 2009		
Jordan-Hare Stadium (81,143) • Auburn, Ala.		

Carrying a three-point lead into the locker room at halftime, the Auburn offense erupted for 24 second-half points en route to a 37-13 season-opening win over Louisiana Tech under the lights at Jordan-Hare Stadium. The win was also the first for Gene Chizik as Auburn's head coach.

The Tigers put up a balanced 556 yards of total offense in the victory with 301 rushing yards and 255 passing yards. Starting quarterback Chris Todd hit his target on 17-of-26 attempts for two touchdowns and no interceptions.

The highlight of the night for Todd came early in the second half following an interception by freshman Daren Bates. Auburn took over possession at its own 2-yard-line and on third down, Todd found Terrell Zachery down the right sideline for a 93-yard touchdown pass. The play is the longest from scrimmage in Auburn history.

Junior kicker Wes Byrum got the scoring started for Auburn in the first quarter, hitting a 25-yard field goal on the Tigers' first possession.

Louisiana Tech took its only lead of the game at the 5:00 mark of the first quarter as Dennis Morris caught a 19-yard pass from Ross Jenkins. Auburn retaliated on its next possession as Kodi Burns scored the team's first touchdown of the season on a 1-yard run.

With 23 seconds remaining in the first half, Louisiana Tech looked poised to take a 10-10 tie into the locker room following a 20-yard field goal by Matt Nelson, but Auburn marched back down the field, gaining 29 yards on three plays, to set up the 49-yard field goal by Byrum with no time left on the clock for the 13-10 lead.

The Tigers' momentum continued to roll as the third quarter started, beginning with the record-setting touchdown from Todd to Zachery at the 10:59 mark. Byrum connected on his final field goal of the game at the 4:28 mark of the period to give Auburn a 23-10 lead. Tech would follow up on its next possession with a field goal of its own by Nelson, cutting the lead to 23-13.

The Auburn defense kept the Bulldogs scoreless in the fourth quarter, capping off a half in which it gave up only 102 yards of total offense.

With 12:45 left in the game, Todd connected with sophomore Darvin Adams for his first career touchdown on a 17-yard pass. True freshman Onterio McCalebb followed with 5:27 remaining in the game with his first career touchdown as well, scoring on a 3-yard run.

McCalebb finished the game with a game-high 148 yards of rushing, becoming the first Auburn true freshman to run for more than 100 yards in a season opener since Bo Jackson accomplished the feat with 123 yards against Wake Forest in 1982.

McCalebb was not the only 100-yard rusher on the team as senior Ben Tate racked up 118 of his own, marking the first time since 2007 against New Mexico State for Auburn to have two 100-yard rushers. Tate also hit another milestone in the game as he became the 13th Auburn player ever to amass 2,000 career rushing yards. He finished the game with a total of 2,076, ranking him 12th all-time at Auburn.

Zachery led the Auburn receiving corps with 98 yards, followed by Mario Fannin with 82 and Adams with 65.

On the defensive end, Zac Etheridge, Craig Stevens and Josh Byner finished with eight tackles each to lead the Tigers. Senior Antonio Coleman finished with seven tackles and a sack, giving him 15.5 on his career and a tie for 10th all-time at Auburn in the category.

With the win, Auburn holds an 11-0-1 record all-time against Louisiana Tech and is 90-25-2 in season-opening games.

SCORING SUMMARY			
Louisiana Tech	7	3	3 0 — 13
Auburn	10	3	10 14 — 37
AU - Byrum 25 yd field goal, 9:24, 1st LT - Morris 19 yd pass from Jenkins (Nelson kick), 5:00, 1st AU - Burns 1 yd run (Byrum kick), 1:33, 1st LT - Nelson 20 yd field goal, 0:23, 2nd AU - Byrum 49 yd field goal, 0:00, 2nd AU - Zachary 93 yd pass from Todd (Byrum kick), 10:59, 3rd AU - Byrum 47 yd field goal, 4:28, 3rd LT - Nelson 46 yd field goal, 0:52, 3rd AU - D. Adams 17 yd pass from Todd (Byrum kick), 12:45, 4th AU - McCalebb 3 yd run (Byrum kick), 5:27, 4th			
TEAM STATISTICS			
	LT	AU	
First Downs	19	27	
Rushes-Yards	37-96	52-301	
Passing Yards	149	255	
Comp-Att-Int	18-33-1	17-27-0	
Total Plays-Yards	70-245	79-556	
Punts-Avg.	6-38.3	2-41.0	
Fumbles/Lost	3/1	3/2	
Penalties-Yards	3-30	8-87	
3rd Down Conv.	5-of-14	8-of-13	
Time of Possession	31:23	28:37	
INDIVIDUAL STATISTICS			
<b>RUSHING:</b> (LT) - Porter 17-56; Jenkins 10-36; Morrow 1-6; Duplessis 5-6; Compton 1-2; Livas 1-1; Fitte 1-minus 2; TEAM 1-minus 9. (AU) - McCalebb 22-148 (TD); Tate 20-117; Burns 8-23 (TD); Zachery 1-10; Todd 1-3.			
<b>PASSING:</b> (LT) - Jenkins 18-33-1-149. (AU) - Todd 17-26-0-255; Burns 0-1-0-0.			
<b>RECEIVING:</b> (LT) - Livas 5-43; Tuminello 3-26; Morris 2-30 (TD); Fitte 2-17; Porter 2-13; Mitchell 1-8; Stuart 1-7; Linwood 1-5; Morrow 1-0. (AU) - Fannin 8-82; D. Adams 4-65 (TD); Zachery 3-98 (TD); Tate 2-10.			

<b>GAME</b>	<b>MISSISSIPPI STATE</b>	<b>24</b>
<b>2</b>	<b>AUBURN</b>	<b>49</b>
September 12, 2009		
Jordan-Hare Stadium (85,269) • Auburn, Ala.		

Kodi Burns accounted for four of Auburn's touchdowns, throwing one and running in three, and Onterio McCalebb and Ben Tate each topped the 100-yard rushing mark for the second straight game as Auburn pulled away from Mississippi State with 28 unanswered points to win 49-24 on Saturday night. Tate carried it 20 times for a career-high 157 yards and a touchdown while McCalebb rushed for 114 yards on 16 carries with a touchdown, becoming the first pair of Auburn running backs to top the 100-yard rushing mark in back-to-back games.

Burns had nine rushes for 32 yards, scoring on three 1-yard runs, and also was 1-for-1 passing for 13 yards and a touchdown. Ahead 28-17 at the half, Auburn touched twice in the third quarter as Burns threw his fifth career touchdown pass, a strike to Philip Lutzenkirchen to go up 35-17, and then Tate ran it in from 35 yards out for his first touchdown of the season to put Auburn up 42-17.

Mississippi State had scored 17 consecutive points to take a 17-14 lead with 4:44 left in the second quarter before Auburn answered with two late second-quarter touchdowns. A 1-yard run by Anthony Dixon and a Sean Brauchle 29-yard field goal brought Mississippi State to within four, 14-10, before Robert Elliott returned a blocked Clinton Durst punt for the 17-10 lead.

McCalebb's touchdown, a 48-yard run around the left end, regained the lead for Auburn, 21-17, before Burns scored from 1 yard out with 16 seconds left in the half.

Auburn went up 7-0 on its first possession of the game as Burns capped an eight-play, 73-yard scoring drive with a one-yard rush up the middle for his first touchdown of the game.

An Antonio Coleman 20-yard interception return of a Chris Relf pass put Auburn ahead, 14-0, with 2:21 remaining in the first quarter. The interception was the first of Coleman's career and the touchdown was the second of his career, following a fumble return in the 2007 season-opener against Kansas State.

Burns closed out Auburn's scoring with his third touchdown run of the game with 5:56 remaining as Auburn moved to 2-0 on the season.

Chris Todd was 10-of-23 for 186 yards. Most of those passes went to Darvin Adams as he finished the night with five catches for 116 yards. Along with Tate and McCalebb, Adams combined to mark the first time ever for Auburn to have two 100-yard rushers and a 100-yard receiver in the same game.

McCalebb became the first player in Auburn history to top 100-yards rushing in his first two career games.

Auburn's 49 points were the most it has scored in a SEC game since scoring 49 at Kentucky in 2005. With 589 yards of total offense, it also marked the first time that Auburn had 500 or more yards of total offense in back-to-back games since 1970, when the Tigers had 566 yards against Florida and 664 against Mississippi State.

Defensively for Auburn, Zac Etheridge and Josh Byner led the way with eight tackles each. Neiko Thorpe and Craig Stevens chipped in seven tackles with two of Stevens' coming for loss. Making his first career appearance as a Tiger, sophomore Eltoro Freeman followed with six tackles.

With the win, Auburn is 43-28-5 in SEC openers.

SCORING SUMMARY			
Mississippi State	0	17	0 7 — 24
Auburn	14	14	14 7 — 49
AU - Burns 1 yd run (Byrum kick), 8:13, 1st AU - Coleman 20 yd interception return (Byrum kick), 2:21, 1st MS - Dixon 1 yd run (Brauchle kick), 12:05, 2nd MS - Brauchle 29 yd field goal, 7:20, 2nd MS - Elliott 10 yd blocked punt return (Brauchle kick), 4:44, 2nd AU - McCalebb 48 yd run (Byrum kick), 3:08, 2nd AU - Burns 1 yd run (Byrum kick), 0:16, 2nd AU - Lutzenkirchen 13 yd pass from Burns (Byrum kick), 3:52, 3rd AU - Tate 35 yd run (Byrum kick), 1:19, 3rd MS - Ducre 1 yd pass from Lee (Brauchle kick), 11:15, 4th AU - Burns 1 yd run (Byrum kick), 5:56, 4th			
TEAM STATISTICS			
	MS	AU	
First Downs	14	29	
Rushes-Yards	38-167	59-390	
Passing Yards	130	199	
Comp-Att-Int	11-21-2	11-24-0	
Total Plays-Yards	59-297	83-589	
Punts-Avg.	6-45.2	5-28.8	
Fumbles/Lost	0/0	2/0	
Penalties-Yards	10-89	5-40	
3rd Down Conv.	5-of-14	6-of-13	
Time of Possession	28:57	31:03	
INDIVIDUAL STATISTICS			
<b>RUSHING:</b> (MS) - Dixon 20-92 (TD); Relf 7-52; Ducre 4-14; Lee 3-9; Stallworth 1-3; Elliott 2-minus 1; TEAM 1-minus 2. (AU) - Tate 20-157 (TD); McCalebb 16-114 (TD); Fannin 9-75; Burns 9-32, 3 TD; Smith 3-8; Todd 1-6; Team 1-minus 2.			
<b>PASSING:</b> (MS) - Relf 5-11-2-77; Lee 6-10-0-53. (AU) - Todd 10-23-0-186; Burns 1-1-0-13.			
<b>RECEIVING:</b> (MS) - Berry 4-60; McRae 3-33; Wilder 1-25; Bumphis 1-8; Green 1-3; Ducre 1-1 (TD). (AU) - Adams 5-116; Zachery 2-41; Wisner 1-24; Lutzenkirchen 1-13 (TD); Fannin 1-3; Burns 1-2.			



# 2009 Auburn Football Game Recaps

<b>GAME</b> <b>3</b>	<b>WEST VIRGINIA</b>	<b>30</b>
	<b>AUBURN</b>	<b>41</b>
	September 19, 2009 Jordan-Hare Stadium (87,451) • Auburn, Ala.	

A year earlier in Morgantown, W.Va., it was Auburn that took a 17-10 lead into the locker room at halftime, only to have the West Virginia Mountaineers out-score the Tigers 24-0 in the second half for the come-from-behind win. Auburn returned the favor Saturday, out-scoring West Virginia 31-9 after spotting the Mountaineers a 21-10 lead to pick up the 41-30 victory and improve to 4-0.

With Auburn's running game, that had averaged more than 300 yards per game in the first two games of the season, limited to just 100 yards against the Mountaineers, the Tigers had to go in another direction to get points on the board. The direction ended up being senior quarterback Chris Todd as he threw for career highs of 284 yards and four touchdown passes. Todd was 16-of-31 on the night, including an 82-yard pass to Mario Fanin that tied the game in the third quarter.

West Virginia took the early lead in the game as Noel Devine ran in for two touchdowns in the first five minutes, including a 71-yard run to put WVU up 14-0. Auburn countered with a 46-yard Wes Byrum field goal to put the Tigers on the board. Senior defensive end Antonio Coleman recovered a fumble at the West Virginia 45-yard line on the Mountaineers next possession, helping to set up a 16-yard pass from Todd to Darvin Adams to cut the WVU lead to four at 14-10. The reception was the first of three Touchdown catches on the night for Adams, making him the first Auburn player to tally three touchdown passes in a game in more than 20 years.

The Mountaineers closed out the first quarter with its third touchdown of the period as quarterback Jarrett Brown found Jock Sanders in the end zone for a 6-yard touchdown pass.

Auburn cut away the West Virginia lead in the second quarter, beginning with a 42-yard Byrum field goal. The field goal was the result of a Neiko Thorpe interception. The Tigers marched back up the field in its next possession, capping it off with a 4-yard touchdown pass from Todd to Adams to cut the WVU lead to one at 21-20.

West Virginia scored its final touchdown of the night halfway through the third quarter as Devine took off for 12 yards to extend the Mountaineer lead to 27-20. Tyler Bitancourt missed the ensuing extra-point attempt, setting up the opportunity for Auburn to tie the game on its next possession.

Less than a minute after the West Virginia touchdown, Todd rolled out of the pocket and found Fanin open on the right side. Fanin cut through the Mountaineer defense to streak down the field 82 yards for the touchdown. Byrum's extra-point tied the game at 27-27.

West Virginia took its final lead late in the third quarter on a Bitancourt field goal, 30-27. Auburn shut the Mountaineers out in the fourth quarter, taking the lead on a 17-yard touchdown pass from Todd to Adams early in the period and sealing the victory with a 15-yard Craig Stevens interception return for a touchdown to give Auburn a 41-30 lead.

Fanin's 82-yard reception led the team in receiving yards, followed by Adams with three touchdowns and 80 yards on six receptions. Eric Smith followed with 67 yards on three receptions.

Ben Tate led the Auburn rushing attack with 81 yards on 19 attempts. Onterio McCalebb followed with 25 total yards.

Defensively for Auburn, Josh Bynes led the team with 12 tackles and an interception while Stevens tallied 11 tackles and an interception. Also picking off passes in the game were Walter McFadden, Thorpe and lineman Jake Ricks.

<b>GAME</b> <b>4</b>	<b>BALL STATE</b>	<b>30</b>
	<b>AUBURN</b>	<b>54</b>
	September 26, 2009 Jordan-Hare Stadium (83,118) • Auburn, Ala.	

Chris Todd tied an Auburn record with five touchdown passes as the Tigers tallied 560 yards of total offense in a 54-30 win over Ball State. The game marked the second in a row to have a delayed start as thunderstorms in the area forced the game to move from its 6 p.m. scheduled kickoff time to 6:30 p.m.

Ball State struck first against the Tigers, recovering a muffed punt on Auburn's 18-yard line. Four plays later, MiQuale Lewis took the ball around the right side to get Ball State in the end zone at the 12:26 mark in the opening period for its only lead of the game.

Following a Ball State fumble, the Tigers moved the ball to the BSU 6-yard-line, setting up a pass from Todd to Tommy Trott, giving the senior his first touchdown reception of the year with 2:53 remaining in the first quarter.

Heading into the second quarter with the game tied, 7-7, Auburn managed to put up a near record-setting performance while limiting the Cardinals to just a field goal. The Tigers tallied 26 points in the period with three touchdowns and a safety, giving Auburn its highest scoring quarter since racking up 28 against Tennessee-Chattanooga on Sept. 9, 1995.

Terrell Zachery accounted for two of the touchdowns, picking up a 46-yarder at the 13:47 mark and a 65-yarder with 8:22 left in the half. Onterio McCalebb also picked up a touchdown, running in for a yard at the 12:20 mark, immediately after a 62-yard rush put the Tigers in scoring position.

Byrum picked up his first and only field goal of the night with seven second left in the half, connecting on a 32-yard attempt.

The defense also got on the board at the 12:53 mark of the quarter as Josh Bynes tackled Ball State's Lewis in the end zone.

Ball State kicker Ian McGarvey gave the Cardinals their lone points of the quarter, connecting on a 33-yard field goal with 2:35 left in the first half to cut the lead to 30-10.

Auburn made good on its first possession of the second half, taking the opening kickoff and marching down the field to set up a 26-yard pass from Todd to Darvin Adams at the 11:39 mark of the third quarter.

Ball State answered on its next possession as quarterback Page kept the ball on a fake and ran 21 yards for the touchdown.

Auburn did not back down as Todd caught Mario Fanin with a pass in the flat that turned into a 36-yard touchdown reception.

The Cardinals put up 13 fourth-quarter points. Page found Fakes for a 1-yard touchdown pass while McGarvey connected on a pair of field goals.

Neil Caudle gave the Tigers their lone points of the quarter, breaking away for a 52-yard run for a touchdown.

Todd finished the night with 19 completions on 26 attempts for a career-high 287 yards and five touchdowns. Two of those touchdowns went to Zachery, who finished the night with 122 receiving yards on five catches. Adams followed with 73 on five receptions while Fannin was third on the team with 55 yards on three catches.

McCalebb led the Auburn rushing attack with 83 yards and a touchdown. Ben Tate finished second with 63 yards, but led the team in all-purpose yards with 139 after racking up 58 yards from kick returns.

Defensively for Auburn, the Tigers were led by Daren Bates' seven tackles. Josh Bynes, Neiko Thorpe, Craig Stevens and Harris Gaston each finished with six tackles on the night while Bates, Stevens, Dee Ford, Antonio Coleman and Mike Blanc combined for Auburn's five quarterback sacks.

With the win, Auburn improves to 3-0 all-time against Ball State and 7-0 all-time against teams from the Mid-American Conference.

SCORING SUMMARY						
West Virginia	.....21	0	9	0	—	30
Auburn	.....10	10	7	14	—	41

TEAM STATISTICS			
	WVU	AU	
First Downs	23	20	
Rushes-Yards	39-207	41-100	
Passing Yards	302	300	
Comp-Att-Int	24-41-5	17-33-1	
Total Plays-Yards	80-509	74-400	
Punts-Avg.	2-49.5	5-44.0	
Fumbles/Lost	1/1	1/0	
Penalties-Yards	4-45	5-37	
3rd Down Conv.	10-of-15	9-of-18	
Time of Possession	32:45	27:15	

INDIVIDUAL STATISTICS			
<b>RUSHING: (WVU)</b> - Devine 15-128 (3TD); Brown 19-66; Clarke 2-10; Sanders 2-5; Smith 1-minus 2. <b>(AU)</b> - Tate 19-75; McCalebb 8-20; Burns 7-10; Zachery 1-9; Fannin 1-0; Todd 5-minus 14.			
<b>PASSING: (WVU)</b> - Brown 18-32-4-221; Smith 5-8-1-50; Starks 1-1-0-31. <b>(AU)</b> - Todd 16-31-1-284; Burns 1-2-0-16.			
<b>RECEIVING: (WVU)</b> - Sanders 12-115 (TD); Arnett 4-61; Lyons 3-30; Starks 2-65; Devine 2-26; Austin 1-5. <b>(AU)</b> - D. Adams 6-80 (3TD); Smith 4-74; Trott 2-20; Fannin 1-82 (TD); Wisner 1-16; Zachery 1-15; Burns 1-8; Tate 1-5.			

SCORING SUMMARY						
Ball State	.....7	3	7	13	—	30
Auburn	.....7	26	14	7	—	54

TEAM STATISTICS			
	BSU	AU	
First Downs	19	21	
Rushes-Yards	44-146	34-254	
Passing Yards	114	306	
Comp-Att-Int	18-30-0	21-29-1	
Total Plays-Yards	74-260	63-560	
Punts-Avg.	4-41.2	2-43.5	
Fumbles/Lost	2/2	2/1	
Penalties-Yards	4-23	9-86	
3rd Down Conv.	5-of-15	4-of-10	
Time of Possession	35:56	24:04	

INDIVIDUAL STATISTICS			
<b>RUSHING: (BSU)</b> - Williams 11-59; Sykes 7-44; Lewis 15-44 (TD); Page 9-3 (TD); Justice 2-minus 4. <b>(AU)</b> - McCalebb 8-83 (TD); Tate 13-63; Caudle 1-52 (TD); Smith 7-47; Zachery 1-6; Todd 1-2; Burns 1-2; Hooper 2-minus 1.			
<b>PASSING: (BSU)</b> - Page 16-28-0-101; Justice 2-2-0-13. <b>(AU)</b> - Todd 19-26-0-287; Caudle 2-3-1-19.			
<b>RECEIVING: (BSU)</b> - Orsbon 7-35; Hill 3-20; Gibson 2-15; Fakes 2-14 (TD); Ifft 2-13; Lewis 1-19; Page 1-minus 2. <b>(AU)</b> - Zachery 5-122 (2TD); Adams 5-73 (TD); Fannin 3-55 (TD); Tate 3-18; Stallworth 2-21; Lutzenkirchen 1-14; Trott 1-6 (TD); McCalebb 1-minus 3.			

# 2009 Auburn Football Game Recaps

<b>GAME</b> <b>5</b>	<b>AUBURN</b>	<b>26</b>
	<b>TENNESSEE</b>	<b>22</b>
October 3, 2009		
Neyland Stadium (102,941) • Knoxville, Tenn.		

Wes Byrum connected on a career-high four field goals while the Auburn offense racked up more than 400 yards of offense for the fifth time this season as the Tigers (5-0, 2-0 SEC) pulled out the 26-22 win over Tennessee (2-3, 0-2 SEC) at Neyland Stadium in Knoxville, Tenn.

The game was Auburn's first road game of the season and extended its winning streak to five games over the Volunteers, surpassing the previous record of four-straight victories from 1961-64. The Tigers also pulled out the win in front of a crowd 102,941, the third-largest crowd Auburn has ever competed in front of.

Auburn scored twice in the first quarter with Byrum connecting on a pair of field goals. His first was a 29-yarder at the 5:01 mark in the quarter while the second was a 43-yarder at the 3:36 mark.

Ben Tate scored Auburn's first touchdown of the game at the 8:07 mark of the second quarter, breaking away on an 11-yard run to extend the Tiger lead. Byrum's kick put Auburn ahead 13-0.

Tennessee got on the board with 28 seconds remaining in the first half as Montario Hardesty rushed in for a yard, cutting the Auburn lead to 13-6. Auburn's Nick Fairley blocked the extra-point attempt by Tennessee's Daniel Lincoln, giving the Tigers their first blocked kick of the season.

The Tigers struck first in the second half with Byrum picking up his third field goal of the night, connecting on a 19-yard attempt with 9:34 left in the third quarter.

Auburn extended the lead to 23-6 at the 13:41 mark of the fourth quarter as Chris Todd connected with Terrell Zachary on an 11-yard touchdown reception. Byrum made good on the extra-point attempt following the touchdown.

Tennessee struck back at the 11:36 mark with a 31-yard pass from Jonathan Crompton to Hardesty. Lincoln connected on the extra-point attempt to close to the gap to 23-13.

But, Auburn and Byrum put the win away with a 22-yard field goal with 39 seconds left to play. The Volunteers marched up the field on the ensuing possession, culminating with a 32-yard pass from Crompton to Denarius Moore with no time left on the clock, but it was all for naught as Auburn held on for the 26-22 win.

Onterio McCalebb led Auburn with 204 all-purpose yards, tallying 51 rushing yards while leading the team with 62 receiving yards and 91 kick-return yards. Tate

SCORING SUMMARY		
Auburn	6	7 3 10 — 26
Tennessee	0	6 0 16 — 22
AU - Byrum 29 yd field goal, 5:01, 1st AU - Byrum 43 yd field goal, 3:36, 1st AU - Tate 11 yd run (Byrum kick), 8:07, 2nd UT - Hardesty 1 yd run (Lincoln kick blocked), 0:28, 2nd AU - Byrum 19 yd field goal, 9:34, 3rd AU - Zachery 11 yd pass from Todd (Byrum kick), 13:41, 4th UT - Hardesty 31 yd pass from Crompton (Lincoln kick), 11:36, 4th UT - Lincoln 26 yd field goal, 4:19, 4th AU - Byrum 22 yd field goal, 0:39, 4th UT - Moore 32 yd pass from Crompton, 0:00, 4th		
TEAM STATISTICS		
	<b>AU</b>	<b>UT</b>
First Downs	24	19
Rushes-Yards	48-224	29-151
Passing Yards	235	259
Comp-Att-Int	20-35-0	20-44-0
Total Plays-Yards	83-459	73-410
Punts-Avg.	6-42.5	8-41.8
Fumbles/Lost	2/0	1/1
Penalties-Yards	3-35	4-30
3rd Down Conv.	6-of-17	4-of-17
Time of Possession	34:46	25:14
INDIVIDUAL STATISTICS		
<b>RUSHING:</b> (AU) - Tate 25-128 (TD); McCalebb 13-51; Fannin 1-32; Burns 5-16; Stallworth 1-10; Todd 3-minus 13. (UT) - Hardesty 21-90 (2TD); Richardson 1-41; Brown 3-14; Crompton 4-6.		
<b>PASSING:</b> (AU) - Todd 19-32-0-218; Burns 1-3-0-17. (UT) - Crompton 20-43-0-259; TEAM 0-1-0-0.		
<b>RECEIVING:</b> (AU) - Fannin 6-25; McCalebb 3-62; Smith 3-45; Adams 2-29; Zachery 2-28 (TD); Tate 2-17; Wisner 1-16; Trott 1-13. (UT) - Jones 7-75; Hancock 4-35; Hardesty 3-56; Moore 3-44 (TD); Stocker 2-46; Brown 1-3.		

finished the game with a team-high 128 rushing yards, marking the third time this year and eighth time in his career that he has rushed for more than 100 yards.

Todd completed 19-of-32 passes for 235 yards in the win, connecting on passes to eight different receivers. It marked Todd's fourth game this season with more than 200 passing yards.

Eric Smith finished with 45 receiving yards on three catches, trailing McCalebb's 62 yards on three receptions. Mario Fanin was the most popular target for the Tigers, catching six passes for 25 yards.

Defensively for Auburn, Craig Stevens led the team with 11 tackles, one of which came for loss, and a pass breakup. Josh Bynes was right behind him with nine tackles, two pass breakups and a fumble recovery, his second of the season. Daren Bates and Neiko Thorpe each recorded seven tackles in the win.

<b>GAME</b> <b>6</b>	<b>#17 AUBURN</b>	<b>23</b>
	<b>ARKANSAS</b>	<b>44</b>
October 10, 2009		
Reynolds Stadium (72,559) • Fayetteville, Ark.		

Ben Tate rushed for a career-high 184 yards and two touchdowns for No. 17 Auburn, but Arkansas defeated the Tigers 44-23 to hand Auburn its first loss of the season before 72,599 in Reynolds Razorback Stadium Saturday.

The 184 yards marked a new career high for Tate, breaking his previous mark of 157 set against Mississippi State earlier in the season. It was his ninth career 100-yard rushing game and fourth of the season.

Arkansas' Ryan Mallett threw for 274 yards and two touchdowns and ran for another while Michael Smith rushed for 145 yards and a touchdown to lead the Razorbacks.

After Arkansas opened the game with a 20-0 lead, junior Wes Byrum put Auburn on the board in the second quarter, posting the Tigers' only points of the half on a 37-yard field goal.

Tate scored on a 1-yard touchdown run to make it 34-10 with 5:14 to go in the third quarter after Auburn drove 67 yards in eight plays in 2:42. The Tigers then made Arkansas go three and out to set up a career-long 60-yard Tate touchdown run on the first play from scrimmage to draw Auburn to within 34-16 with 3:52 left in the third. It was Auburn's second touchdown in only 1:22. The Tigers' pass failed for the two point conversion.

Auburn's Mike Blanc made a big tackle for loss on fourth down from the Auburn 35 to end another Razorback drive.

On Auburn's first play, Kodi Burns handed the ball to Terrell Zachery on a reverse that gained 60 yards to the Arkansas six yard line. It was Auburn's second straight 60 yard rush of the game and set up Onterio McCalebb's 3-yard touchdown run. Byrum's point-after cut the Razorback lead to 11 - the smallest margin of the second half.

Arkansas would go on to score 10 points in the fourth quarter, extending its lead to 44-23 for the team's first SEC win of the season.

With the 23 points scored in the game, Auburn has now scored 230 points on the season, surpassing the 208 points scored in all of the 2008 season.

For the game, Arkansas outgained Auburn 495-375 while the Tigers had had three fumbles and the Razorbacks one interception. Arkansas had 28 first downs to Auburn's 15. Chris Todd completed 15-of-28 passes for 133 yards for the Tigers.

SCORING SUMMARY		
Auburn	0	3 20 0 — 23
Arkansas	6	21 7 10 — 44
ARK - Green 2 yd run (PAT failed), 8:02, 1st ARK - Smith 25 yd run (Tejada kick), 11:49, 2nd ARK - Childs 16 yd pass from Mallett (Tejada kick), 11:02, 2nd AU - Byrum 37 yd field goal, 8:54, 2nd ARK - Williams 5 yd pass from Mallett (Tejada kick), 1:08, 2nd ARK - Mallett 4 yd run (Tejada kick), 7:56, 3rd AU - Tate 1 yd run (Byrum kick), 5:14, 3rd AU - Tate 60 yd run (Two-point conversion failed), 3:52, 3rd AU - McCalebb 3 yd run (Byrum kick), 0:09, 3rd ARK - Green 3 yd run (Tejada kick), 11:22, 4th ARK - Tejada 23 yd field goal, 4:20, 4th		
TEAM STATISTICS		
	<b>AU</b>	<b>ARK</b>
First Downs	15	28
Rushes-Yards	35-242	45-221
Passing Yards	133	274
Comp-Att-Int	15-29-0	24-37-1
Total Plays-Yards	64-375	82-495
Punts-Avg.	7-39.0	4-41.0
Fumbles/Lost	4/3	1/0
Penalties-Yards	8-56	5-45
3rd Down Conv.	4-of-14	5-of-13
Time of Possession	21:33	38:27
INDIVIDUAL STATISTICS		
<b>RUSHING:</b> (AU) - Tate 22-184 (2TD); Zachery 1-60; McCalebb 6-23 (TD); Burns 2-7; Todd 4-minus 32. (ARK) - Smith 18-145 (TD); Wingo 8-27; Davis 6-26; Mallett 5-11 (TD); Green 6-8 (TD); Stumon 2-4.		
<b>PASSING:</b> (AU) - Todd 15-28-0-133; Burns 0-1-0-0. (ARK) - Mallett 24-37-1-274.		
<b>RECEIVING:</b> (AU) - Adams 3-24; Trott 3-16; Tate 3-16; Zachery 2-25; Fannin 2-minus 1; Carr 1-32; Smith 1-21. (ARK) - Williams 6-57 (TD); Childs 5-85 (TD); Hamilton 3-42; Miller 3-32; Wright 3-31; Crawford 2-10; Smith 1-12; Fish 1-5.		

Tate led Auburn with 184 rushing yards, followed by Zachery with 60 and McCalebb with 23. Mario Fanin led the team in return yardage, picking up 84 yards on four kickoff returns in the game.

Quindarius Carr led the Tiger receiving corps with 32 yards in his lone reception of the night. The catch set a new career long for Carr, surpassing his previous long reception of 28 yards. Zachery was second on the tea with 25 yards from two receptions while Darvin Adams was third with three receptions for 24 yards.

Defensively, Auburn was led by Craig Stevens with 12 tackles, followed by Neiko Thorpe with 11. Josh Bynes finished with eight tackles and a team-high two pass breakups in the game.

# 2009 Auburn Football Game Recaps

<b>GAME</b> <b>7</b>	<b>KENTUCKY</b>	<b>21</b>
	<b>AUBURN</b>	<b>14</b>
	October 17, 2009 Jordan-Hare Stadium (86,217) • Auburn, Ala.	

Ben Tate had his fifth 100-yard rushing game of the season for Auburn but Kentucky scored 14 fourth-quarter points as Auburn lost to the Wildcats, 21-14, at Jordan-Hare Stadium on Oct. 17.

Tate had 31 carries for 132 yards, his third straight game with more than 100 yards on the ground, but Kentucky's duo of Derrick Locke (19 carries, 126 yards) and Randall Cobb (12 carries, 109 yards) combined for 235 yards and one touchdown on the ground, helping Kentucky to its first win over Auburn since 1966.

Neiko Thorpe's 69-yard return of a blocked field goal gave Auburn a 7-0 lead midway through the first quarter. It was Auburn's first blocked field goal returned for a score since 1981 when Chris Martin returned one 77 yards against Georgia Tech.

Jake Ricks blocked the field goal for Auburn, giving the Tigers their second blocked kick of the season.

Kentucky (3-3, 1-3 SEC) tied the game at 7-7 with a six-play, two-and-a-half minute scoring drive early in the second quarter. Morgan Newton capped the drive with a four-yard touchdown run.

Tate's fourth touchdown in his last three games recaptured the lead for Auburn (5-2, 2-2 SEC) with just six seconds remaining in the first half, putting Auburn up 14-7. Tate, who now has 19 rushing touchdowns in his career, carried it six times on the 14-play, 48-yard drive to give him 38 yards on the ground at the half.

After neither team could put together a scoring drive in the third quarter, Kentucky tied the game at 14-14 with 6:29 left in the game as Will Fidler took a quarterback draw back up the middle for a two-yard touchdown run, capping a 12-play, 75-yard drive.

Cobb's touchdown run with 3:17 remaining put Kentucky ahead for good at 21-14. Cobb accounted for all of Kentucky's yards on the five-play, 68-yard drive, which included a 61-yard rush on second and six from the Kentucky 32.

Tate's became the first Auburn running back go for 100-plus yards in three consecutive games since Kenny Irons did it in 2005.

Kodi Burns finished second on the team in rushing with 38 yards on six carries, followed by Oterio McCalebb with 22 yards on seven carries.

Quarterback Chris Todd connected on 10 of 24 passes, including an interception in the game. Darvin Adams was his top target on the night, pulling in three passes for 57 yards. Terrell Zachery followed with four receptions for 24 yards.

Defensively for Auburn, Josh Bynes led the team with nine tackles, followed by Daren Bates with eight. Each accounted for six solo tackles in the game. Bynes also tallied a quarterback sack, his first of the season.

Zac Etheridge and Craig Stevens tallied seven tackles each in the game.

<b>GAME</b> <b>8</b>	<b>AUBURN</b>	<b>10</b>
	<b>#9 LSU</b>	<b>31</b>
	October 24, 2009 Tiger Stadium (92,654) • Baton Rouge, La.	

No. 9 LSU was too much for Auburn in Baton Rouge on Oct. 24 as they defeated the Tigers 31-10 before a crowd of 92,654 at noisy Tiger Stadium.

Three turnovers and penalties plagued Auburn in the first half, and while the offense struggled against what Head Coach Gene Chizik called "one of the best defenses in the country," Auburn fought to the end--scoring its only touchdown on the last play of the game.

Auburn's offense finished with a total of 193 yards--with 151 of them coming in the second half. Ben Tate again led Auburn with 67 yards on 18 carries, while Mario Fannin added 56 yards on just six carries.

LSU jumped out to a 7-0 lead midway through the first quarter when quarterback Jordan Jefferson found Terrance Toliver in the corner of the end zone on a 14-yard scoring strike.

The Bengal Tigers went ahead 14-0 late in the first quarter after an Auburn turnover deep in its own territory. LSU sacked Todd and forced a fumble at the Auburn 16. Jefferson scampered in from 15 yards out three plays later, stretching the LSU lead to 14-0 with 1:10 remaining in the quarter.

Trailing 14-0, Auburn had its back against the wall as LSU drove to the Auburn 2-yard line, but the Tiger defense came up with a big stop when Zac Etheridge slung Jefferson to the turf, forcing a fumble that Craig Stevens recovered in the end zone, giving Auburn the ball on its own 20 with 10:03 left in the half.

Auburn's final drive of the first half was set up when Antonio Coleman and Mike Blanc sacked Jefferson for a 10-yard loss back to the LSU 23, forcing a punt that set Auburn's offense up at midfield.

The Tigers moved into LSU territory but a sack for a big loss forced an Auburn punt. LSU's ensuing drive was blunted by another sack, as Coleman dropped Jefferson for a two-yard loss.

Auburn committed its third turnover of the half on the ensuing punt, though, when Philip Pierre-Louis fumbled the return. LSU took over at the Auburn 36 with 1:42 left in the second quarter. LSU drove to the Auburn 15 but had to settle for a 32-yard field goal by Josh Jasper to go ahead 17-0 with :09 remaining in the half.

LSU took advantage of a short field on the opening drive of the second half, going 45 yards in 4 plays to go ahead 24-0 on a 15-yard touchdown pass from Jefferson to Brandon LaFell less than two minutes into the third quarter.

Auburn responded with big runs by Ben Tate on a 53-yard, 9-play scoring drive deep into LSU territory. The Tigers settled for a 24-yard Wes Byrum field goal

to cut the lead to 24-3 at the 9:21 mark of the third quarter.

LSU responded as back-up quarterback Russell Shepard lined up in the backfield and ran off left guard for a 69-yard touchdown to put LSU ahead 31-3.

The Tigers fought to the end as back-up quarterback Neil Caudle led Auburn on an 8-play, 59-yard scoring drive. Caudle found freshman tight end Philip Lutzenkirchen on a 1-yard scoring toss with :03 remaining to make the score 31-10.

Auburn's defense was led by freshman linebacker Eltoro Freeman, who had 12 tackles, including a sack and 2 tackles-for-loss, in just his fourth career start. Neiko Thorpe was second on the team with eight tackles.

SCORING SUMMARY			
Auburn	0	3	7 — 10
LSU	14	3	14 0 — 31

LSU - Toliver 14 yd pass from Jefferson (Jasper kick), 8:21, 1st			
LSU - Jefferson 15 yd run (Jasper kick), 1:10, 1st			
LSU - Jasper 32 yd field goal, 0:09, 2nd			
LSU - LaFell 17 yd pass from Jefferson (Jasper kick), 13:41, 3rd			
AU - Byrum 24 yd field goal, 9:21, 3rd			
LSU - Shepard 69 yd run (Jasper kick), 1:09, 3rd			
AU - Lutzenkirchen 1 yd pass from Caudle, 0:03, 4th			

TEAM STATISTICS	AU	LSU
First Downs	15	22
Rushes-Yards	41-112	32-122
Passing Yards	81	254
Comp-Att-Int	11-20-1	22-34-0
Total Plays-Yards	61-193	66-376
Punts-Avg.	7-39.7	4-35.2
Fumbles/Lost	3/2	1/1
Penalties-Yards	7-64	9-49
3rd Down Conv.	4-of-13	6-of-15
Time of Possession	28:49	31:11

INDIVIDUAL STATISTICS	
<b>RUSHING:</b> (AU) - Tate 18-67; Fannin 6-56; Burns 6-17; McCalebb 3-3; Zachery 1-minus 7; Todd 7-minus 24. (LSU) - Shepard 6-71 (TD); Jefferson 12-26 (TD); Scott 10-20; Holliday 2-8; Williams 1-4; LaFell 1-minus 7	
<b>PASSING:</b> (AU) - Todd 8-14-1-47; Caudle 3-5-0-34; Burns 0-1-0-0. (LSU) - Jefferson 21-31-0-242; Lee 1-3-0-12.	
<b>RECEIVING:</b> (AU) - Smith 3-31; Lutzenkirchen 2-18 (TD); Tate 2-0; Blake 1-16; Trott 1-15; Zachery 1-1; Fannin 1-0. (LSU) - Toliver 9-86 (TD); LaFell 6-67 (TD); Holliday 2-32; Randle 1-31; Williams 1-20; Peterson 1-14; Mitchell 1-5; Scott 1-minus 1.	

SCORING SUMMARY			
Kentucky	0	7	14 — 21
Auburn	7	7	0 0 — 14

AU - Thorpe 69 yd blocked field goal return (Byrum kick), 7:25, 1st			
UK - Newton 4 yd run (Seiber kick), 9:02, 2nd			
AU - Tate 1 yd run (Byrum kick), 0:06, 2nd			
UK - Fidler 2 yd run (Seiber kick), 6:29, 4th			
UK - Cobb 4 yd run (Seiber kick), 3:17, 4th			

TEAM STATISTICS	UK	AU
First Downs	21	16
Rushes-Yards	49-282	49-220
Passing Yards	75	95
Comp-Att-Int	22-9-0	25-11-1
Total Plays-Yards	71-357	74-315
Punts-Avg.	6-41.0	7-35.7
Fumbles/Lost	1/0	0/0
Penalties-Yards	0-0	10-76
3rd Down Conv.	3-of-14	6-of-18
Time of Possession	32:35	27:25

INDIVIDUAL STATISTICS	
<b>RUSHING:</b> (UK) - Locke 19-126; Cobb 12-109 (TD); Smith 2-20; Newton 8-15 (TD); Fidler 2-10 (TD); Conner 3-8; TEAM 3-minus 6. (AU) - Tate 31-132 (TD); Burns 6-37; McCalebb 7-22; Zachery 1-15; Todd 2-15; Fannin 2-minus 1.	
<b>PASSING:</b> (UK) - Newton 5-13-0-39; Fidler 4-9-0-36. (AU) - Todd 10-24-1-80; Burns 1-1-0-15.	
<b>RECEIVING:</b> (UK) - Matthews 2-30; Locke 2-minus 2; Cobb 1-12; McCaskill 1-10; Lanxter 1-10; Mellillo 1-8; Drake 1-7. (AU) - Zachery 4-24; Adams 3-57; Fannin 2-9; Smith 1-3; McCalebb 1-2.	

# 2009 Auburn Football Game Recaps

<b>GAME 9</b>	<b>#24 OLE MISS</b>	<b>20</b>
	<b>AUBURN</b>	<b>33</b>
	October 31, 2009 Jordan-Hare Stadium (84,756) • Auburn, Ala.	

Auburn used a 23-point third quarter to pull out a 33-20 upset win over No. 24 Ole Miss on Saturday afternoon at Jordan-Hare Stadium. Ben Tate led the Auburn offense with 144 yards rushing as Auburn became bowl eligible with its fifth come-from-behind victory this season.

Tate's 144 yards also pushed him past the 1,000-yard plateau for the season, marking the first time in his career to amass 1,000 yards in a season.

Ole Miss struck first in the game, putting together a 10-play, 94-yard drive in its first possession for a touchdown. Auburn answered with 8:06 left in the first quarter on a 36-yard Wes Byrum field goal.

The Tigers took the lead for good at the 5:23 mark in the second quarter as Chris Todd connected with Darvin Adams for a 28-yard touchdown pass. The touchdown pass was the 13th of the season for Todd while the reception was a team-leading sixth for Adams.

Auburn held a three-point advantage, 10-7, at the half before erupting for 21 straight points in a six minute span, needing just six offensive plays and a defensive score to take control of the game.

Kodi Burns' 14-yard pass to Tommy Trott capped a three-play, 61-yard drive while Tate's 53-yard touchdown run finished a three-play, 67-yard drive. Sandwiched between the two offensive scores was a Walter McFadden 29-yard interception returned for a touchdown on Ole Miss' lone offensive play in the sequence as Auburn went up 31-7 with 7:42 left in the third quarter.

Ole Miss answered Tate's scamper with an 82-yard kickoff return by Jesse Grandy to make it 31-14 and then after a defensive stand went 79 yards on a Dexter McCaster run down the sideline to make it 31-20. The snap on the extra point was fumbled and the kick was blocked allowing Auburn's Demond Washington to scoop it up and run it back in for a 33-20 Auburn lead.

Washington's return marked the first defensive two-point conversion for the Tigers since 1998 when Brad Ware returned a blocked kick for two points.

Auburn's 23-point third quarter alone was more points than Ole Miss had allowed in an entire game this season.

Todd finished the game 12-for-22 for 212 yards while Ole Miss quarterback Jevan Snead was 16-for-35 for 175 yards with a touchdown and two interceptions, both by McFadden. The two interceptions by McFadden mark the first time for a Tiger to tally multiple interceptions since Jonathan Wilhite against New Mexico State in 2007.

Tate finished the game with 144 yards rushing, his sixth 100-yard rushing game of the season and 11th of his career. Following Tate in rushing was Mario Fanin with 35 yards and Travante Stallworth with 22. Adams Terrell Zachery led the Auburn receiving corps with 83 yards on two receptions, followed by Adams with 68 yards on four catches. Fanin also picked up 35 yards on three receptions to finish the day with 70 all-purpose yards.

Defensively for the Tigers, Eltoro Freeman and Daren Bates tallied nine tackles each with Bates also picking up a fumble recovery. Craig Stevens had eight tackles, followed by Josh Bynes with six.

McFadden had five tackles along with his two interceptions while senior Antonio Coleman finished the day with five tackles, four going for a loss, two quarterback sacks, a forced fumble and four quarterback hurries.

The win was Auburn's first over a nationally-ranked team since a 23-20 victory over Clemson in the 2007 Chick-fil-A Bowl. It was also Auburn's first win over a nationally ranked SEC team since a 27-17 win over fourth-ranked Florida in 2007.

SCORING SUMMARY						
Ole Miss	7	0	13	0	—	20
Auburn	3	7	23	0	—	33

TEAM STATISTICS			
	UM	AU	
First Downs	19	18	
Rushes-Yards	39-219	43-175	
Passing Yards	175	226	
Comp-Att-Int	16-35-2	13-24-0	
Total Plays-Yards	74-394	67-401	
Punts-Avg.	6-43.7	7-40.9	
Fumbles/Lost	3/1	2/1	
Penalties-Yards	6-54	6-43	
3rd Down Conv.	3-of-15	5-of-15	
Time of Possession	33:16	26:44	

INDIVIDUAL STATISTICS	
<b>RUSHING:</b> (UM) - McCluster 22-186 (TD); Scott 3-15; Bolden 6-12; Grandy 2-4; Snead 6-2. (AU) - Tate 25-144 (TD); Fannin 6-35; Stallworth 2-22; Zachery 1-4; Burns 2-0; Team 2-minus 3; Todd 5-minus 27.	
<b>PASSING:</b> (UM) - Snead 16-35-2-175. (AU) - Todd 12-22-0-212; Burns 1-2-0-14.	
<b>RECEIVING:</b> (UM) - Hodge 7-105; Bolden 4-46; McCluster 4-17; Hartmann 1-7 (TD). (AU) - Adams 4-68 (TD); Fannin 3-35; Zachery 2-83; Smith 1-17; Trott 1-14 (TD); Burns 1-8; Tate 1-1.	

<b>GAME 10</b>	<b>FURMAN</b>	<b>31</b>
	<b>AUBURN</b>	<b>63</b>
	November 7, 2009 Jordan-Hare Stadium (81,506) • Auburn, Ala.	

Auburn racked up 63 points on 655 yards of total offense to pick up a school-record 18th-consecutive Homecoming win, downing Football Championship Subdivision (FCS) member Furman, 63-31, Nov. 7 at Jordan-Hare Stadium.

Five different Tigers scored touchdowns in the game with Darvin Adams leading the team with a game-high three touchdown receptions. Auburn was able to spread the wealth in the victory as eight different Tigers logged at least one rush and nine hauled in at least one reception.

Quarterback Chris Todd completed his first 14 passes of the game en route to finishing the day 17-of-18 with 256 yards and four touchdown passes. Connecting on 94.4 percent of his passes, Todd broke the Auburn single-game record for completion percentage.

Auburn scored 21 points in each of the first two quarters of the game, taking a 42-3 halftime lead. Adams put the Tigers on the board first, hauling in a 6-yard touchdown reception to cap off Auburn's first possession of the game.

Furman responded in its first possession, marching up the field for a 23-yard Matthew Cesari field goal. After allowing 51 yards in the Paladins' first possession of the game, the Tiger defense would go on to allow only eight more yards the rest of the half.

Auburn would go on to score on its next four possessions of the first half. Ben Tate got the run started with a 9-yard touchdown run at the 7:00 mark in the first quarter, followed by a 24-yard Mario Fanin touchdown reception from Todd with 1:10 left in the opening period.

Adams scored the first two touchdowns of the second quarter, catching a 23-yard pass at the 12:03 mark and a 41-yard pass with 7:53 left. Tate scored his second and final touchdown of the day with 41 seconds left in the half on a 5-yard run.

Furman came out and scored two touchdowns in the first five minutes of the second half, cutting the lead to 42-17.

Eric Smith scored his first career touchdown as he scored Auburn's first touchdown of the second half, pounding the ball in on a 2-yard run with 1:18 left in the third quarter.

Freshman Anthony Gulley scored his first career touchdown to open the fourth quarter, breaking free on a 13-yard run with 9:50 left in the game. He would break free again less than five minutes later as Gulley racked up a 50-yard run for his second career touchdown with 5:03 left to play.

Furman scored a pair of touchdowns of its own in the fourth quarter, capping off the 63-31 Auburn win.

Gulley led the Auburn rushing attack for the day, tallying 77 yards on his two runs. Senior Ben Tate was second on the team with 75 yards on 12 runs while Fanin followed with 60 yards on six attempts.

Adams picked up his second career 100-yard receiving game as he picked up 115 yards on six receptions, all of which came in the first half. Freshman Deangelo Benton, who entered the game without a reception this season, finished second on the team with 88 yards on six catches.

Junior Neil Caudle stepped in for Todd in the second half, going 10-for-12 with 117 passing yards.

Defensively, freshman Ikeem Means led the team with six tackles, followed by Jonathan Evans and Woody Parramore with five each. Ashton Richardson tallied four tackles, 2.5 of them coming for loss, and a sack. Senior Antonio Coleman also picked up a sack, the 21st of his career, moving him into a tie for third all-time at Auburn in career sacks.

SCORING SUMMARY						
Furman	3	0	14	14	—	31
Auburn	21	21	7	14	—	63

TEAM STATISTICS			
	FU	AU	
First Downs	15	30	
Rushes-Yards	31-87	39-282	
Passing Yards	179	373	
Comp-Att-Int	14-28-1	27-30-0	
Total Plays-Yards	59-266	69-655	
Punts-Avg.	8-48.1	2-45.5	
Fumbles/Lost	0/0	3/2	
Penalties-Yards	3-21	7-55	
3rd Down Conv.	1-of-12	6-of-8	
Time of Possession	28:12	31:48	

INDIVIDUAL STATISTICS	
<b>RUSHING:</b> (FU) - Uhaa 10-40 (TD); Forcier 9-33; Williams 9-24 (2TD); Mims 1-5; Sorrells 2-minus 15. (AU) - Gulley 5-77 (2TD); Tate 12-75 (2TD); Fannin 6-60; Smith 10-44 (TD); Stallworth 1-16; Todd 2-8; Hooper 1-2; Caudle 1-1; Team 1-minus 1.	
<b>PASSING:</b> (FU) - Sorrells 10-24-1-83; Forcier 4-4-0-96. (AU) - Todd 17-18-0-256; Caudle 10-12-0-117.	
<b>RECEIVING:</b> (FU) - Mims 5-27; Williams 4-42; Webb 2-58 (TD); Maples 1-26; Anderson 1-14; McCray 1-12. (AU) - Adams 6-115 (3TD); Benton 6-88; Blake 5-32; Smith 4-34; Fannin 2-38 (TD); Trott 1-26; Lutzenkirchen 1-21; Winter 1-16; Hawthorne 1-3.	

# The Players



**DARVIN** #89

**ADAMS** WR

6-3 · 185 · So. · 1L  
Kennesaw, Ga. (Harrison)  
Education

**2009** — Fourth in SEC/76th NCAA in receiving yards per game, 62.7 pg ... Sixth in SEC in receptions per game, 3.8 pg ... Ranks 53rd in NCAA in total receiving yards, 627 ... Phil Steele's First-Team Midseason All-SEC ... Had first career start in season opener vs. Louisiana Tech, catching four passes for 65 yards including first career TD grab ... TD came on 17-yard pass from Chris Todd ... Set career high with 116 receiving yards and five catches in victory over Mississippi State ... Accounted for 58 percent of total receiving yardage (116 of 199) vs. Mississippi State ... Became first AU player to have at least three TD receptions in a game in 20 years (Alexander Wright vs. Pacific, 1989) with performance vs. West Virginia ... Set career-high with six catches, three for TD's, for 80 yards vs. Mountaineers ... Against Ball State, finished with five catches for 73 yards including a 26-yard TD catch ... Caught a pair of passes for 29 yards in victory over Tennessee ... Has at least two catches in every game this season ... Made three catches for 24 yards against Arkansas ... Against Kentucky, had three grabs for 57 yards, including a long catch of 37 yards ... Played, but did not have a catch against LSU ... Against Ole Miss, caught a 28-yard TD pass to give Tigers a 10-7 second-quarter lead they would never relinquish in victory over Rebels ... Finished with team-high four catches vs. Ole Miss for 68 yards ... Tied career-high of three TD's and six catches going for game-best 115 yards in one half of play against Furman ... Missed tying career high in yardage (116) by a single yard ... Has 10 catches in last two games ... Has at least three catches in eight of 10 games this season ... Tied for third-most TD catches in a single-season in AU history (9) with Byron Franklin (1980) and Ronny Daniels (1999).

## ADAMS' CAREER RECEIVING STATS


YEAR	G/GS	NO	YDS	AVG	TD	LP/OPPONENT
2008	10/0	3	18	6.0	0	9/UT Martin
2009	10/6	38	627	16.5	9	41/Furman
<b>TOTALS</b>	<b>20/6</b>	<b>41</b>	<b>645</b>	<b>15.7</b>	<b>9</b>	<b>41/Furman</b>

## ADAMS' CAREER GAME HIGH STATS

	No.	Opponent	Date
Receptions	6	2x (last vs. Furman)	11/7/09
Rec. Yards	116	Mississippi State	9/12/09
Rec. TDs	3	2x (last vs. Furman)	11/7/09

## ADAMS' GAME-BY-GAME RECEIVING STATS

DATE	OPPONENT	REC	YDS	AVG	TD	TD REC
9/5/09	* LOUISIANA TECH	4	65	16.3	1	17
9/12/09	* MISSISSIPPI STATE	5	116	23.2	0	--
9/19/09	WEST VIRGINIA	6	80	13.3	3	16, 4, 17
9/26/09	* BALL STATE	5	73	14.6	1	26
10/3/09	at Tennessee	2	29	14.5	0	--
10/10/09	* at Arkansas	3	24	8.0	0	--
10/17/09	KENTUCKY	3	57	19.0	0	--
10/24/09	* at LSU	0	0	0.0	0	--
10/31/09	* OLE MISS	4	68	17.0	1	28
11/7/09	FURMAN	6	115	19.1	3	6, 23, 41
11/14/09	at Georgia					
11/27/09	ALABAMA					



**DAREN** #25

**BATES** DB

5-11 · 195 · Fr. · HS  
Olive Branch, Miss. (Olive Branch)  
Undecided

**2009** — Fourth on team with 53 tackles ... Started at safety in season opener vs. Louisiana Tech ... Recorded AU's only interception of the game, making a leaping grab at the AU 2-yard line to halt a Tech scoring threat ... Had three assisted tackles and two QB hurries in SEC opener vs. Mississippi State ... Totaled four solo tackles vs. West Virginia ... Led Tigers with seven tackles vs. Ball State ... Also registered half a sack (minus 12 yards) and 1.5 TFL's (minus 14 yards) vs. Ball State ... Tied career high with seven tackles against Tennessee ... Six of his seven stops vs. the Vols were solo ... Had six tackles, with five solo, against Arkansas ... Against Kentucky, Set season-high with eight tackles with six solo stops ... Had a QB hurry to go with four assisted tackles vs. LSU ... Against Ole Miss, tied for team lead with nine tackles ... Also recovered a fumble and broke up one pass vs. Rebels ... In limited action vs. Furman, totaled two tackles, both solo.

## BATES' CAREER DEFENSIVE STATS

YEAR	G/GS	TT	UT	AT	TFL-YDS	QBS-YDS	FF/FR	PD	I/YDS
2009	10/10	53	34	19	1.5-14	0.5-12	0/1	3	1/0

## BATES' GAME-BY-GAME DEFENSIVE STATS

DATE	OPPONENT	TT	UT	AT	PD	INT-YDS
9/5/09	* LOUISIANA TECH	3	1	2	1	1-0
9/12/09	* MISSISSIPPI STATE	3	0	3	0	0-0
9/19/09	* WEST VIRGINIA	4	4	0	0	0-0
9/26/09	* BALL STATE	7	5	2	1	0-0
10/3/09	* at Tennessee	7	6	1	0	0-0
10/10/09	* at Arkansas	6	5	1	0	0-0
10/17/09	* KENTUCKY	8	6	2	0	0-0
10/24/09	* at LSU	4	0	4	0	0-0
10/31/09	* OLE MISS	9	5	4	1	0-0
11/7/09	* FURMAN	2	2	0	0	0-0
11/14/09	at Georgia					
11/27/09	ALABAMA					



**MIKE** #66

**BERRY** OL

6-3 · 311 · Jr. · 2L  
Antioch, Tenn. (Brentwood Academy)  
Public Administration

**CAREER** — Has 16 career starts and appeared in 26 games.

**2009** — Started at guard in season opener vs. Louisiana Tech and helped Tigers roll up 301 yards rushing and did not allow a sack on 27 passing attempts ... Registered six knockdown blocks vs. Tech ... Against Mississippi State, did not allow a sack in 24 pass attempts ... Totaled 4.5 knockdown blocks vs. Mississippi State ... Played every snap vs. West Virginia and totaled three knockdown blocks ... Finished 2.5 knockdown blocks vs. Ball State ... Registered six knockdown blocks and did not allow a sack against Tennessee ... Against Arkansas, led offensive linemen with 10 knockdown blocks ... Had five knockdown blocks and helped Tigers rush for 220 yards vs. Kentucky ... Had one knockdown block vs. LSU ... Totaled 2.5 knockdown blocks vs. Ole Miss ... Totaled eight knockdown blocks in one half of play vs. Furman ... Has 48.5 knockdown blocks on the season and part of line that has allowed 12 sacks in 276 pass attempts.

# The Players



**MIKE** #93  
**BLANC** DL

6-4 · 288 · Jr. · 2L  
Pompano Beach, Fla. (Deerfield Beach)  
Public Administration


2009 — Recorded a sack (minus 5 yards) to go with two total tackles in season opener vs. Louisiana Tech ... Sack vs. Tech was first since Ole Miss game in 2008 ... Started at defensive tackle vs. Mississippi State and registered four tackles and a pair of QB hurries ... Forced a fumble, registered one sack (minus 4 yards) and had two solo tackles in win vs. West Virginia ... Forced fumble was first of career ... Against Ball State, had half a sack (minus 3 yards) ... Recorded a pair of pass break-ups (first of career) to go with one solo tackle vs. Tennessee ... Tied season high of four tackles, all solo, against Arkansas ... Also had 1.5 TFLs (minus 2 yards) with one pass break-up vs. Razorbacks ... Against Kentucky, racked up half a TFL (minus 1 yard) and four tackles ... Set career high with seven tackles vs. LSU ... Also had half a sack (minus 5 yards) and one TFL (minus 6 yards) vs. LSU ... Totaled four tackles with one QB hurry vs. Ole Miss ... Saw limited time vs. Furman, recording one QB hurry ... Has a TFL in six of 10 games this season.

## BLANC'S CAREER DEFENSIVE STATS

YEAR	G/GS	TT	UT	AT	TFL-YDS	QBS-YDS	FF/FR	PD	I/YDS
2007	12/0	6	3	3	0.0-0	0.0-0	0/0	0	0-0
2008	12/6	27	11	16	3.5-6	1.5-4	0/0	0	0-0
2009	9/8	29	11	18	5.5-21	3.0-13	1/0	3	0-0
<b>Totals</b>	<b>34/15</b>	<b>62</b>	<b>25</b>	<b>36</b>	<b>9.0-27</b>	<b>4.5-17</b>	<b>1/0</b>	<b>3</b>	<b>0-0</b>

## BLANC'S GAME-BY-GAME DEFENSIVE STATS

DATE	OPPONENT	TT	UT	AT	TFL-YDS	QBS-YDS
9/5/09	LOUISIANA TECH	2	1	1	1.0-5	1.0-5
9/12/09	* MISSISSIPPI STATE	4	1	3	0.0-0	0.0-0
9/19/09	* WEST VIRGINIA	2	2	0	1.0-4	1.0-4
9/26/09	* BALL STATE	1	0	1	0.5-3	0.5-3
10/3/09	* at Tennessee	1	1	0	0.0-0	0.0-0
10/10/09	* at Arkansas	4	4	0	1.5-2	0.0-0
10/17/09	* KENTUCKY	4	0	4	0.5-1	0.0-0
10/24/09	* at LSU	7	0	7	1.0-6	0.5-5
10/31/09	* OLE MISS	4	2	2	0.0-0	0.0-0
11/7/09	* FURMAN	0	0	0	0.0-0	0.0-0
11/14/09	at Georgia					
11/27/09	ALABAMA					



**KODI** #18  
**BURNS** WR

6-2 · 208 · Jr. · 2L  
Fort Smith, Ark. (Northside)  
Exercise Science

2009 — In multi-purpose role, rushed for 23 yards with a TD and was 0-for-1 passing in season opener vs. Louisiana Tech ... TD came on 1-yard run and gave AU a 10-7 lead ... Set career best with three rushing TDs and four total TDs in victory over Mississippi State ... All three rushing scores came from 1-yard out ... Also had a 13-yard TD pass ... Became first AU player to account for four TDs since 2003 when RB Carnell Williams rushed for six scores vs. Mississippi State ... All four rushing TDs have come from 1-yard out ... Rushed for 10 yards on seven carries and caught one pass for 8 yards vs. West Virginia ... Rushed one time for 2 yards against Ball State before leaving game with injury ... Hit 1-of-3 passes for 17 yards and rushed five times for 16 yards in victory over Tennessee ... Only pass completion vs. UT was to Terrell Zachery to set up AU field goal ... Held to 7 yards rushing on two carries and 0-for-1 on pass attempts vs.

Arkansas ... Against Kentucky, started at WR and totaled 52 yards total offense ... Rushed six times for 37 yards and completed only pass attempt for 15 yards vs. UK ... Rushed for 17 yards on six carries vs. LSU ... Returned to play vs. LSU after having two teeth broken in first quarter ... Against Ole Miss, threw a 14-yard TD pass to Tommy Trott to give Tigers 17-7 third-quarter lead ... Also caught one pass for 8 yards to give AU first down ... Started, but saw limited playing time vs. Furman.

## BURNS' CAREER PASSING STATS

YEAR	G/GS	CMP	ATT	PCT	YDS	INT	TD	LP/OPPONENT
2007	9/1	10	26	38.5	145	1	2	58/New Mexico State
2008	10/7	94	179	52.5	1,050	7	2	52/Ole Miss
2009	10/5	5	12	41.7	75	0	2	15/Kentucky
<b>Totals</b>	<b>29/13</b>	<b>109</b>	<b>217</b>	<b>50.2</b>	<b>1,270</b>	<b>8</b>	<b>6</b>	<b>58/New Mexico State</b>

## BURNS' CAREER RUSHING STATS

YEAR	G/GS	NO	YDS	AVG	TD	LP/OPPONENT
2007	9/1	54	203	3.8	3	18/Mississippi State
2008	10/7	98	411	4.2	5	58/UT Martin
2009	10/5	46	146	3.2	4	11/La. Tech
<b>Totals</b>	<b>29/13</b>	<b>198</b>	<b>760</b>	<b>3.8</b>	<b>12</b>	<b>58/UT Martin</b>

## BURN'S CAREER GAME HIGH STATS

	No.	Opponent	Date
Completions	27	Ole Miss	11/1/08
Pass Attempts	43	Ole Miss	11/1/08
Pass Yards	319	Ole Miss	11/1/08
Pass TDs	1	5x (last vs. Ole Miss)	10/31/09
Interceptions	3	Ole Miss	11/1/08
Rush Attempts	22	Mississippi State	9/15/07
Rush Yards	158	UT Martin	11/8/08
Rush TDs	3	Mississippi State	9/12/09

## BURNS' GAME-BY-GAME TOTAL OFFENSE STATS

DATE	OPPONENT	REC - TDs	PASS - TDs	RUSH - TDs	TOTAL - TDs
9/5/09	LOUISIANA TECH	0	0	23 - 1	23 - 1
9/12/09	* MISSISSIPPI STATE	2 - 0	13 - 1	32 - 3	45 - 4
9/19/09	WEST VIRGINIA	8 - 0	16 - 0	10 - 0	34 - 0
9/26/09	BALL STATE	0 - 0	0 - 0	2 - 0	2 - 0
10/3/09	at Tennessee	0 - 0	17 - 0	16 - 0	33 - 0
10/10/09	* at Arkansas	0 - 0	0 - 0	7 - 0	7 - 0
10/17/09	* KENTUCKY	0 - 0	15 - 0	37 - 0	52 - 0
10/24/09	at LSU	0 - 0	0 - 0	17 - 0	17 - 0
10/31/09	* OLE MISS	8 - 0	14 - 1	2 - 0	24 - 1
11/7/09	* FURMAN	0 - 0	0 - 0	0 - 0	0 - 0
11/14/09	at Georgia				
11/27/09	ALABAMA				

## BURNS' GAME-BY-GAME RUSHING STATS

DATE	OPPONENT	ATT	YDS	Avg.	TD	TD Runs
9/5/09	LOUISIANA TECH	8	23	2.9	1	1
9/12/09	* MISSISSIPPI STATE	9	32	3.6	3	1, 1, 1
9/19/09	WEST VIRGINIA	7	10	1.4	0	--
9/26/09	BALL STATE	1	2	2.0	0	--
10/3/09	at Tennessee	5	16	3.2	0	--
10/10/09	* at Arkansas	2	7	3.5	0	--
10/17/09	* KENTUCKY	6	37	6.2	0	--
10/24/09	at LSU	6	17	2.8	0	--
10/31/09	* OLE MISS	2	2	1.0	0	--
11/7/09	* FURMAN	0	0	0.0	0	--
11/14/09	at Georgia					
11/27/09	ALABAMA					

# The Players

## BURNS' GAME-BY-GAME RECEIVING STATS

DATE	OPPONENT	REC	YDS	AVG	TD	TD REC
9/5/09	LOUISIANA TECH	0	0	0.0	0	--
9/12/09	* MISSISSIPPI STATE	1	2	2.0	0	--
9/19/09	WEST VIRGINIA	1	8	8.0	0	--
9/26/09	BALL STATE	0	0	0.0	0	--
10/3/09	at Tennessee	0	0	0.0	0	--
10/10/09	* at Arkansas	0	0	0.0	0	--
10/17/09	* KENTUCKY	0	0	0.0	0	--
10/24/09	at LSU	0	0	0.0	0	--
10/31/09	* OLE MISS	1	8	8.0	0	--
11/7/09	* FURMAN	0	0	0.0	0	--
11/14/09	at Georgia					
11/27/09	ALABAMA					



**WES** #18  
**BYRUM** K  
 6-2 · 209 · Jr. · 2L  
 Ft. Lauderdale, Fla. (St. Thomas Aquinas)  
 Business

**CAREER** — Has connected on two game-winning field goals, at Florida and at Arkansas, both in 2007 ... Has hit three field goals in a game six times.

**2009** — Named Lou Groza National Semi-Finalist ... Named SEC Special Teams Player of the Week (10/5) ... Named Lou Groza Star of the Week (10/5) ... Second in SEC in scoring (kick) and second in SEC/28th in NCAA (overall), averaging 8.2 ppg ... T-Fifth in SEC/T-20th in NCAA in FG's made per game, 1.30 ... T-1st in SEC in PAT Pct., 100 pct. ... Phil Steele's Third-Team Midseason All-SEC ... Was 3-for-3 in FG attempts and 4-4 on PAT tries in season opener vs. Louisiana Tech ... Hit long FG of 49 yards vs. Tech, marking longest FG since hitting 52-yarder on 9/6/08 vs. Southern Miss ... Three FG's also tied career best for the fifth time ... Also kicked off four times for 64.8 average vs. Tech ... Did not attempt a FG vs. Mississippi State ... Hit both FG attempts vs. West Virginia, connecting from 46 and 42 yards out ... Connected on only FG attempt vs. Ball State, from 32 yards out ... Against Tennessee, accounted for 14 of team's 26 points hitting 4-of-5 FG attempts and a pair of PAT's ... The four FG's made and five attempts were both career highs ... Only miss came from 46 yards out and was first of season ... Hit only FG attempt of game, connecting from 37-yards out for AU's first score of the game vs. Arkansas ... Also kicked off one time for a touchback vs. Hogs ... Hit a 24-yard field goal and one PAT vs. LSU ... Against Ole Miss, connected on 36-yard field goal in first quarter and four PAT attempts ... Did not attempt a FG vs. Furman, but did go 9-for-9 in PAT's.

## BYRUM'S CAREER KICKING STATS

YEAR	FG-A	Pct.	0-19	20-29	30-39	40-49	50+	PAT	Pts
2007	17-23	73.9	0-0	5-5	9-10	3-8	0-0	35-36	86
2008	11-19	57.9	2-2	2-3	3-6	3-7	1-1	22-23	55
2009	13-14	92.9	1-1	4-4	3-3	5-6	0-0	43-43	82
<b>Totals</b>	<b>41-56</b>	<b>73.2</b>	<b>3-3</b>	<b>11-12</b>	<b>15-19</b>	<b>11-21</b>	<b>1-1</b>	<b>98-100</b>	<b>223</b>

## BYRUM'S CAREER GAME HIGH STATS

	No.	Opponent	Date
FG Attempts	5	2x (last vs. Tennessee)	10/3/09
FGs Made	4	vs. Tennessee	10/3/09

## 2009 Field Goal Sequence (Made/Missed):

9/5/09	LOUISIANA TECH: 29, 49, 47
9/12/09	MISSISSIPPI STATE: --
9/19/09	WEST VIRGINIA: 46, 42
9/26/09	BALL STATE: 32
10/3/09	at Tennessee: 29, 43, 46, 19, 22
10/10/09	at Arkansas: 37
10/17/09	KENTUCKY: --
10/24/09	at LSU: 24
10/31/09	OLE MISS: 36
11/7/09	FURMAN: --
11/14/09	at Georgia
11/27/09	ALABAMA



**JOSH** #17  
**BYRNES** LB  
 6-2 · 239 · Jr. · 2L  
 Lauderdale Lakes, Fla. (Boyd Anderson)  
 Human Development and Family Studies

**CAREER** — Has started 18 consecutive games dating back to last season.

**2009** — Eighth in SEC/95th in NCAA in tackles per game, 7.7 tpg ... T-19th in SEC in passes defended per game, 0.70 ... T-68th in NCAA in solo tackles per game, 4.6 tpg ... Second on team with 77 tackles ... Started at LB in season opener vs. Louisiana Tech and tied for team lead with eight total tackles ... Tied for team lead with eight tackles vs. Mississippi State ... Picked off QB Geno Smith with less than three minutes left to seal victory over West Virginia ... Finished with career-high 12 tackles vs. WVA, 10 coming on solo stops ... Against Ball State, registered first career fumble recovery, had 1.0 TFL (minus 3 yards) and had six tackles, five solo ... Forced a fumble, broke up two passes, had one QB hurry and finished with nine tackles in win over Tennessee ... Against Arkansas, broke up two passes and totaled eight tackles, with five solo stops ... Against Kentucky, led Tigers with nine tackles, six solo, and first career sack (minus 7 yards) ... Registered a TFL (minus 2 yards) and seven tackles vs. LSU ... Against Ole Miss, broke up one pass and totaled six tackles, four solo ... Against Furman, had one QB hurry and four total tackles in limited snaps ... In SEC games, is averaging 7.8 tackles per game (47 in six games).

## BYRNES' CAREER DEFENSIVE STATS

YEAR	G/GS	TT	UT	AT	TFL-YDS	QBS-YDS	FF/FR	PD	I/YDS
2007	4/0	10	8	2	2.0-4	0.0-0	1/0	0	0-0
2008	12/8	53	24	29	3.0-7	0.0-0	0/0	4	3-33
2009	10/10	77	46	31	3.0-12	1.0-7	0/1	7	1-5
<b>Totals</b>	<b>26/18</b>	<b>140</b>	<b>78</b>	<b>62</b>	<b>8.0-23</b>	<b>1.0-7</b>	<b>1/1</b>	<b>11</b>	<b>4-38</b>

## BYRNES' CAREER GAME HIGH STATS

	No.	Opponent	Date
Tackles	12	West Virginia	9/19/09
Tackles for loss	2.0	Arkansas	10/11/08
Sacks	1.0	Kentucky	10/17/09

## BYRNES' GAME-BY-GAME DEFENSIVE STATS

DATE	OPPONENT	TT	UT	AT	TFL-YDS	QBS-YDS
9/5/09	* LOUISIANA TECH	8	5	3	0.0-0	0.0-0
9/12/09	* MISSISSIPPI STATE	8	2	6	0.0-0	0.0-0
9/19/09	* WEST VIRGINIA	12	10	2	0.0-0	0.0-0
9/26/09	* BALL STATE	6	5	1	1.0-3	0.0-0
10/3/09	* at Tennessee	9	5	4	0.0-0	0.0-0
10/10/09	* at Arkansas	8	5	3	0.0-0	0.0-0
10/17/09	* KENTUCKY	9	6	3	1.0-7	1.0-7
10/24/09	* at LSU	7	3	4	1.0-2	0.0-0
10/31/09	* OLE MISS	6	4	2	0.0-0	0.0-0
11/7/09	* FURMAN	4	1	3	0.0-0	0.0-0
11/14/09	at Georgia					
11/27/09	ALABAMA					

# The Players



**ANTOINE  
CARTER** #45  
**DE**

6-4 · 263 · Jr. · 2L  
Ft. Lauderdale, Fla. (Dillard)  
Liberal Arts

2009 — Missed first three games of season due to injury ... Returned to play against Ball State ... Had three tackles, two solo, vs. Ball State ... Against Tennessee, only tackle of game was a TFL (minus 3 yards) ... Notched first sack of season (minus 8 yards) for only tackle vs. Arkansas ... Against Kentucky, earned first start of season and had career-high five tackles with a pair of QB hurries ... Had four tackles, three solo, with one TFL (minus 7 yards) vs. LSU ... Registered half a sack and two total tackles vs. Ole Miss ... Notched half a TFL (minus 2 yards) and a pair of tackles in abbreviated action vs. Furman ... *Has at least half a TFL in five of seven games played.*

### CARTER'S CAREER DEFENSIVE STATS

YEAR	G/GS	TT	UT	AT	TFL-YDS	QBS-YDS	FF/FR	PD	I/YDS
2007	13/0	16	8	8	4.0-23	1.5-16	0/0	1	0/0
2008	10/1	16	11	5	6.5-32	2.5-19	0/0	0	0/0
2009	7/4	18	9	9	4.0-26	1.5-14	0/0	0	0/0
<b>Totals</b>	<b>30/5</b>	<b>50</b>	<b>28</b>	<b>22</b>	<b>14.5-81</b>	<b>5.5-49</b>	<b>0/0</b>	<b>1</b>	<b>0/0</b>

### CARTER'S CAREER GAME HIGH STATS

	No.	Opponent	Date
Tackles	5	Kentucky	10/17/09
Tackles for loss	3.0	UT Martin	11/8/08
Sacks	1.0	4x (last vs. Arkansas)	10/10/09

### CARTER'S GAME-BY-GAME DEFENSIVE STATS

DATE	OPPONENT	TT	UT	AT	TFL-YDS	QBS-YDS
9/5/09	LOUISIANA TECH				DID NOT PLAY	
9/12/09	MISSISSIPPI STATE				DID NOT PLAY	
9/19/09	WEST VIRGINIA				DID NOT PLAY	
9/26/09	BALL STATE	3	2	1	0.0-0	0.0-0
10/3/09	at Tennessee	1	1	0	1.0-3	0.0-0
10/10/09	at Arkansas	1	1	0	1.0-8	1.0-8
10/17/09	* KENTUCKY	5	1	4	0.0-0	0.0-0
10/24/09	* at LSU	4	3	1	1.0-7	0.0-0
10/31/09	* OLE MISS	2	1	1	0.5-6	0.5-6
11/7/09	* FURMAN	2	0	2	0.5-2	0.0-0
11/14/09	at Georgia					
11/27/09	ALABAMA					



**NEIL  
CAUDLE** #19  
**QB**

6-3 · 200 · Jr. · SQ  
Hoover, Ala. (Spain Park)  
Building Science

2009 — Saw limited play in season opener vs. Louisiana Tech ... Had a pair of pass attempts wiped out by penalty vs. Mississippi State in limited action ... Against Ball State, hit 2-of-3 passes for 19 yards and scored on a 52-yard run in fourth quarter ... Threw first-career TD pass, a 1-yarder to Philip Lutzenkirchen, vs. LSU ... Hit 3-of-5 passes for 34 yards overall vs. LSU with a career-long completion of 17 yards, also to Lutzenkirchen ... Started second half vs. Furman and set career-highs in completions and attempts going 10-of-12 and in yardage, throwing for 117 yards ... Led Tigers on three scoring drives vs. Furman.

### CAUDLE'S CAREER PASSING STATS

YEAR	G/GS	CMP	ATT	PCT	YDS	INT	TD	LP/OPPONENT
2007	1/0	0	3	.000	--	1	--	--
2008	2/0	4	5	80.0	32	0	--	16/UT Martin
2009	5/0	15	20	75.0	170	1	1	22/Furman
<b>Totals</b>	<b>8/0</b>	<b>19</b>	<b>28</b>	<b>67.9</b>	<b>202</b>	<b>2</b>	<b>1</b>	<b>22/Furman</b>

### CAUDLE'S GAME-BY-GAME PASSING STATS

DATE	OPPONENT	CMP	ATT	YDS	INT	TD	TD Pass
9/5/09	LOUISIANA TECH	0	0	0	0	0	--
9/12/09	MISSISSIPPI STATE	0	0	0	0	0	--
9/19/09	WEST VIRGINIA						
9/26/09	BALL STATE	2	3	19	1	0	--
10/3/09	at Tennessee						
10/10/09	at Arkansas						
10/17/09	KENTUCKY						
10/24/09	at LSU	3	5	34	0	1	1
10/31/09	OLE MISS						
11/7/09	FURMAN	10	12	117	0	0	--
11/14/09	at Georgia						
11/27/09	ALABAMA						



**ZACH  
CLAYTON** #98  
**DL**

6-3 · 281 · Jr. · 2L  
Opelika, Ala. (Opelika)  
Finance

2009 — Did not play in season opener vs. Louisiana Tech ... Recorded three tackles in first game of season vs. Mississippi State ... Had one solo tackle vs. West Virginia ... Against Ball State, had one TFL (minus 5 yards) to go with two total tackles ... Missed three games due to injury ... Returned vs. LSU, but saw limited action before leaving game in first half with injury ... Missed Ole Miss and Furman games with injury.

### CLAYTON'S CAREER DEFENSIVE STATS

YEAR	G/GS	TT	UT	AT	TFL-YDS	QBS-YDS	FF/FR	PD	I/YDS
2007	10/0	8	4	4	0.5-2	0.0-0	0/0	0	0-0
2008	11/1	22	16	6	7.5-40	4.5-35	0/0	0	0-0
2009	4/0	6	3	3	1.0-5	0.0-0	0/0	0	0-0
<b>Totals</b>	<b>25/1</b>	<b>36</b>	<b>23</b>	<b>13</b>	<b>9.0-47</b>	<b>4.5-35</b>	<b>0/0</b>	<b>0</b>	<b>0/0</b>

### CLAYTON'S GAME-BY-GAME DEFENSIVE STATS

DATE	OPPONENT	TT	UT	AT	TFL-YDS	QBS-YDS
9/5/09	LOUISIANA TECH				DID NOT PLAY	
9/12/09	MISSISSIPPI STATE	3	1	2	0.0-0	0.0-0
9/19/09	WEST VIRGINIA	1	1	0	0.0-0	0.0-0
9/26/09	BALL STATE	2	1	1	1.0-5	0.0-0
10/3/09	at Tennessee				DID NOT PLAY	
10/10/09	at Arkansas				DID NOT PLAY	
10/17/09	KENTUCKY				DID NOT PLAY	
10/24/09	at LSU	0	0	0	0.0-0	0.0-0
10/31/09	OLE MISS				DID NOT PLAY	
11/7/09	FURMAN				DID NOT PLAY	
11/14/09	at Georgia					
11/27/09	ALABAMA					



# The Players



**ANTONIO  
COLEMAN** #52  
**DE**

6-3 · 261 · Sr. · 3L  
Mobile, Ala. (Williamson)  
Graduate

**CAREER** — Has started 21 of the last 21 games played (missed UT Martin game in '08 due to injury) ... Has two touchdown returns, one fumble (vs. Kansas State 9/1/07) and one interception (vs. Miss. State 9/12/09) ... T-3rd in career sacks with with 21.0 ... Needs 5.0 sacks to tie Quentin Groves (2004-07) and Gerald Robinson (1982-85) for first in AU history with 26.0 sacks.

**2009** — Named to Rotary Lombardi Defensive Lineman Award watch list, Chuck Bednarik Defensive Player of the Year Award watch list, Ted Hendricks Defensive End of the Year watch list and Lowe's Senior CLASS Award watch list ... Third in SEC/49th in NCAA in sacks, 6.5 ... Leads SEC/35th in NCAA in TFLs, 12.5 ... Phil Steele's Third-Team Midseason All-America and First-Team Midseason All-SEC ... SEC Defensive Lineman of the Week (11/2) ... Recorded 2.5 TFLs with 1.0 sack and seven total tackles in season opener vs. Louisiana Tech ... Against Mississippi State, scored on 20-yard INT return to give AU a 14-0 lead ... INT was first of career ... Also had three tackles vs. Mississippi State ... Finished with 1.0 sack (minus 2 yards), 1.5 TFLs (minus 5 yards), one recovered fumble and one QB hurry to go with six total tackles vs. West Virginia ... Against Ball State, had half a sack (minus 3 yards), one pass break-up, one QB hurry to go with three total tackles ... Did not record a tackle vs. UT, snapping streak of 18 consecutive games with at least one tackle ... Against Kentucky, broke up a pass, had half a TFL and five total stops ... Against LSU, registered 2.0 TFLs (minus 7 yards), 1.0 sacks (minus 6 yards) and six total tackles ... Tied career-high with 2.0 sacks (minus 11 yards) and 4.0 TFLs (minus 15 yards) vs. Ole Miss ... Also blocked PAT attempt, forced a fumble, broke up one pass and recorded four QB hurries vs. Rebels ... In one half of play vs. Furman, had a sack (minus 14 yards), 1.5 TFLs (minus 16 yards), a pass break-up, one QB hurry and two tackles.

## COLEMAN'S CAREER DEFENSIVE STATS

YEAR	G/GS	TT	UT	AT	TFL-YDS	QBS-YDS	FF/FR	PD	I/YDS
2006	13/0	18	14	4	1.0-3	0.0-0	0/0	0	0/0
2007	13/8	38	29	9	18.5-84	8.5-54	1/1	3	0/0
2008	11/11	46	29	17	10.5-43	1.0-33	1/0	1	0/0
2009	10/10	37	16	21	12.5-56	6.5-43	1/1	3	1/20
<b>Totals</b>	<b>47/29</b>	<b>139</b>	<b>88</b>	<b>51</b>	<b>42.5-186</b>	<b>21.0-130</b>	<b>3/2</b>	<b>7</b>	<b>1/20</b>

## COLEMAN'S CAREER GAME HIGH STATS

	No.	Opponent	Date
Tackles	8	Georgia	11/10/07
Tackles for loss	4.0	2x (last vs. Ole Miss)	10/31/09
Sacks	2.0	2x (last vs. Ole Miss)	10/31/09

## COLEMAN'S GAME-BY-GAME DEFENSIVE STATS

DATE	OPPONENT	TT	UT	AT	TFL-YDS	QBS-YDS
9/5/09	* LOUISIANA TECH	7	4	3	2.5-10	1.0-7
9/12/09	* MISSISSIPPI STATE	3	0	3	0.0-0	0.0-0
9/19/09	* WEST VIRGINIA	6	3	3	1.5-5	1.0-2
9/26/09	* BALL STATE	3	1	2	0.5-3	0.5-3
10/3/09	* at Tennessee	0	0	0	0.0-0	0.0-0
10/10/09	* at Arkansas	0	0	0	0.0-0	0.0-0
10/17/09	* KENTUCKY	5	2	3	0.5-0	0.0-0
10/24/09	* at LSU	6	1	5	2.0-7	1.0-6
10/31/09	* OLE MISS	5	4	1	4.0-15	2.0-11
11/7/09	* FURMAN	2	1	1	1.5-16	1.0-14
11/14/09	at Georgia					
11/27/09	ALABAMA					



**JARED  
COOPER** #79  
**OL**

6-4 · 3295 · So. · SQ  
Brewton, Ala. (W.S. Neal)  
History in Education

**2009** — Has seen playing time in every game on special teams ... Had four knock-down blocks in extended playing time vs. Furman.



**CLAYTON  
CROFOOT** #96  
**DS**

6-6 · 191 · Sr. · 7L  
Orlando, Fla. (The First Academy)  
Supply Chain Management-Business

**CAREER** — Awarded scholarship by coaching staff.

**2009** — Holder on all field goal and PAT's.



**CLINTON  
DURST** #97  
**P**

6-1 · 191 · Sr. · 7L  
Destin, Fla. (Ft. Walton Beach)  
Marketing-Business

**CAREER** — Awarded scholarship by coaching staff during 2009 fall camp.

**2009** — Ninth in SEC/68th in NCAA in punting, 40.3 ypp ... Phil Steele's Third-Team Midseason All-SEC ... Averaged 41.0 yards on two punts in season opener vs. Louisiana Tech ... Put one punt inside the 20-yard line vs. Tech ... Against Mississippi State, punted four times for 36.0 yard average and put two punts inside 20-yard line ... Averaged 44.0 yards on five punts vs. West Virginia with a long of 50 yards ... Against Ball State, punted twice for 43.5 ypp average ... Averaged 43.6 ypp on five attempts vs. Tennessee ... Pinned two punts inside 20-yard line vs. UT ... Had season long punt of 52 yards vs. UT ... Against Arkansas, averaged 39.0 yards on seven punts with a long of 52 yards ... Punted seven times against Kentucky for a 35.7 average, including a season-long punt of 54 yards ... Put one punt inside the 20-yard line vs. UK ... Against LSU, punted seven times for a 39.7 yard average ... Equaled career-best with 58-yard punt vs. LSU and pinned three punts inside the 20-yard line ... Against Ole Miss, pinned two punts inside the 20-yard line and averaged 42.0 yards on six punts ... Had long punt of 55 yards vs. Rebels ... Against Furman, averaged 45.5 yards on two punts and pinned one inside the 20-yard line ... Has at least one punt of 50 yards or more in seven of 10 games.

## DURST'S CAREER PUNTING STATS

YEAR	G	NO	YDS	AVG	IN20	LP/OPPONENT
2008	11	70	2947	42.1	18	58/Louisiana-Monroe
2009	10	47	1895	40.3	13	58/LSU
<b>Totals</b>	<b>21</b>	<b>117</b>	<b>4842</b>	<b>41.3</b>	<b>31</b>	<b>58/LSU</b>

# The Players

## DURST'S CAREER GAME HIGH STATS

	No.	Opponent	Date
Punts	9	3x (last at Alabama)	11/29/08
IN 20	4	Louisiana-Monroe	8/30/08

## DURST'S GAME-BY-GAME PUNTING STATS

DATE	OPPONENT	NO	YDS	AVG	IN20	Long
9/5/09	LOUISIANA TECH	2	82	41.0	1	47
9/12/09	MISSISSIPPI STATE	4	144	36.0	2	45
9/19/09	WEST VIRGINIA	5	220	44.0	1	50
9/26/09	BALL STATE	2	87	43.5	0	50
10/3/09	at Tennessee	5	218	43.6	2	52
10/10/09	at Arkansas	7	273	39.0	0	52
10/17/09	KENTUCKY	7	250	35.7	1	54
10/24/09	at LSU	7	278	39.7	3	58
10/31/09	OLE MISS	6	252	42.0	2	55
11/7/09	FURMAN	2	91	45.5	1	49
11/14/09	at Georgia					
11/27/09	ALABAMA					



**BART** #53  
**EDDINS** OL  
 6-4 · 297 · Jr. · 2L  
 Montgomery, Ala. (Trinity Presbyterian)  
 Agriculture Economics

**2009** — Saw playing time in season opener vs. Louisiana Tech and SEC opener vs. Mississippi State ... Had one knockdown block vs. Mississippi State ... Totaled two knockdown blocks vs. Ball State ... In first career start, totaled a team-high eight knockdown blocks against Tennessee ... Had one knockdown block in limited duty vs. Furman ... Is part of line that has allowed 12 sacks in 276 pass attempts this season.



**ZAC** #4  
**ETHERIDGE** SS  
 6-0 · 212 · Jr. · 2L  
 Troy, Ala. (Charles Henderson)  
 Public Administration

**CAREER** — Started 33 consecutive games before suffering season-ending neck injury vs. Ole Miss.

**2009** — At time of injury, was 35th in SEC in Tackles Per Game, 5.8 tpg ... Tied for team lead with eight tackles in season opener vs. Louisiana Tech ... Six tackles were solo ... Also had one QBH and half a TFL (minus 2 yards) ... Tied for team lead with eight tackles, six solo, vs. Mississippi State ... Recorded 1.0 TFL for minus 7 yards to go with three total tackles vs. West Virginia ... Against Ball State, forced and recovered fumble to go with three total tackles ... Tallied six tackles, with five solo stops, in win over Tennessee ... Broke up one pass and registered seven tackles, all solo, vs. Arkansas ... Against Kentucky, totaled seven tackles, five solo, with career-best 1.5 TFLs ... Against LSU, forced one fumble, had half a TFL (minus 1 yard) and totaled seven tackles ... Totaled three tackles vs. Ole Miss before leaving with injury ... Of 52 total tackles this season, 36 were solo.

## ETHERIDGE'S CAREER DEFENSIVE STATS

YEAR	G/GS	TT	UT	AT	TFL-YDS	QBS-YDS	FF/FR	PD	INT-YDS
2006	3/0	0	0	0	0.0-0	0.0-0	0/0	0	0-0
2007	12/12	65	39	26	1.5-7	0.5-6	2/1	5	0-0
2008	12/12	74	38	36	1.5-6	0.0-0	0/0	3	1-0
2009	9/9	52	36	16	3.5-11	0.0-0	2/1	1	0-0
<b>Totals</b>	<b>36/33</b>	<b>192</b>	<b>113</b>	<b>78</b>	<b>6.5-24</b>	<b>0.5-6</b>	<b>4/2</b>	<b>9</b>	<b>1-0</b>

## ETHERIDGE'S CAREER GAME HIGH STATS

	No.	Opponent	Date
Tackles	11	vs. Alabama	11/29/08
Interceptions	1	vs. Southern Miss	9/06/08

## ETHERIDGE'S GAME-BY-GAME DEFENSIVE STATS

DATE	OPPONENT	TT	UT	AT	PD	INT-YDS
9/5/09	* LOUISIANA TECH	8	6	2	0	0-0
9/12/09	* MISSISSIPPI STATE	8	6	2	0	0-0
9/19/09	* WEST VIRGINIA	3	1	2	0	0-0
9/26/09	* BALL STATE	3	1	2	0	0-0
10/3/09	* at Tennessee	6	5	1	0	0-0
10/10/09	* at Arkansas	7	7	0	1	0-0
10/17/09	* KENTUCKY	7	5	2	0	0-0
10/24/09	* at LSU	7	3	4	0	0-0
10/31/09	* OLE MISS	3	1	2	0	0-0
11/7/09	FURMAN					
11/14/09	at Georgia					DID NOT PLAY
11/27/09	ALABAMA					



**JONATHAN** #35  
**EVANS** LB  
 5-11 · 207 · Fr. · HS  
 Prichard, Ala. (Mattie T. Blount)  
 Undecided

**2009** — Recorded one assisted tackle in first collegiate action vs. Louisiana Tech ... Also had one tackle in SEC opener vs. Mississippi State ... Against Ball State, totaled two solo tackles ... Had a pair of solo stops in win over Tennessee ... Totaled two tackles, both solo, against Arkansas ... Had one tackle vs. Kentucky and against LSU ... Recorded one solo tackle vs. Ole Miss ... Against Furman, finished with season-high five tackles, all solo.


## EVANS' CAREER DEFENSIVE STATS

YEAR	G/GS	TT	UT	AT	TFL-YDS	QBS-YDS	FF/FR	PD	I/YDS
2009	10/0	16	12	4	0.0-0	0.0-0	0/0	0	0/0

## EVANS' GAME-BY-GAME DEFENSIVE STATS

DATE	OPPONENT	TT	UT	AT	TFL-YDS	QBS-YDS
9/5/09	LOUISIANA TECH	1	0	1	0.0-0	0.0-0
9/12/09	MISSISSIPPI STATE	1	0	1	0.0-0	0.0-0
9/19/09	WEST VIRGINIA	0	0	0	0.0-0	0.0-0
9/26/09	BALL STATE	2	2	0	0.0-0	0.0-0
10/3/09	at Tennessee	2	2	0	0.0-0	0.0-0
10/10/09	at Arkansas	2	2	0	0.0-0	0.0-0
10/17/09	KENTUCKY	1	0	1	0.0-0	0.0-0
10/24/09	at LSU	1	0	1	0.0-0	0.0-0
10/31/09	OLE MISS	1	1	0	0.0-0	0.0-0
11/7/09	FURMAN	5	5	0	0.0-0	0.0-0
11/14/09	at Georgia					
11/27/09	ALABAMA					

# The Players



**MARIO FANNIN** #27  
**RB**  
 5-11 · 225 · Jr. · 2L  
 Hampton, Ga. (Lovejoy)  
 Undecided

**2009** — Started and set career highs in receptions, eight, and receiving yards, 82, in season opener vs. Louisiana Tech ... Led team in receiving yards and catches vs. Tech ... Rushed for 75 yards on nine carries in SEC opener vs. Mississippi State ... Scored on 82-yard TD catch vs. West Virginia ... The 82-yard catch was longest offensive play of career and tied game at 27-27 in third quarter ... Against Ball State, hauled in three passes for 55 yards including 36-yard TD catch in third quarter ... Led Tigers with six receptions against Tennessee ... Totaled 25 yards receiving vs. Vols ... Also had one 32-yard rushing vs. UT ... Had two catches against Arkansas ... Against Kentucky, caught two passes for 9 yards ... Second on team with 56 yards rushing vs. LSU ... Against Ole Miss, rushed six times for 35 yards and caught three passes for 35 yards ... Led Tigers with 133 all-purpose yards vs. Furman ... Had 38 yards receiving on two grabs, including a 24-yard TD catch and 60 yards rushing on six attempts ... Also netted 35 kickoff return yards vs. Paladin ... *Has caught a pass in 12 consecutive games dating back to last season ... Current streak began vs. UGA (11/15/08).*

## FANNIN'S CAREER RUSHING STATS

YEAR	G/GS	NO	YDS	AVG	TD	LP/OPPONENT
2006	3/0	0	0	0.0	0	--
2007	13/2	84	448	5.3	5	67/New Mexico State
2008	12/3	54	238	4.4	1	35/Georgia
2009	10/6	31	255	8.2	0	32/Tennessee
<b>Totals</b>	<b>38/11</b>	<b>169</b>	<b>943</b>	<b>5.6</b>	<b>6</b>	<b>67/New Mexico State</b>

## FANNIN'S CAREER KOR STATS

YEAR	G	NO	YDS	AVG	TD	LP/OPPONENT
2006	3/0	0	0	0.0	0	--
2007	13/2	19	399	21.0	0	40/Mississippi State
2008	12/3	11	248	22.5	0	69/West Virginia
2009	10/6	12	263	21.9	0	35/Furman
<b>Totals</b>	<b>38/11</b>	<b>42</b>	<b>910</b>	<b>21.7</b>	<b>0</b>	<b>69/West Virginia</b>

## FANNIN'S CAREER RECEIVING STATS

YEAR	G/GS	NO	YDS	AVG	TD	LP/OPPONENT
2006	3/0	0	0	0.0	0	--
2007	13/2	18	176	9.8	2	22/Clemson
2008	12/3	20	223	11.2	2	52/Georgia
2009	10/6	29	328	11.3	3	82/West Virginia
<b>Totals</b>	<b>38/11</b>	<b>67</b>	<b>727</b>	<b>10.9</b>	<b>7</b>	<b>82/West Virginia</b>

## FANNIN'S CAREER GAME HIGH STATS


	No.	Opponent	Date
Rush Attempts	15	New Mexico State	9/22/07
Rush Yards	103	New Mexico State	9/22/07
Rush TDs	3	New Mexico State	9/22/07
Receptions	8	Louisiana Tech	9/5/09
Rec. Yards	82	2x (last vs. West Virginia)	9/19/09
Kickoff Returns	5	Mississippi State	9/15/07
Kick Ret. Yds.	110	Mississippi State	9/15/07

## FANNIN'S GAME-BY-GAME TOTAL OFFENSE STATS

DATE	OPPONENT	REC - TDs	PASS - TDs	RUSH - TDs	TOTAL - TDs
9/5/09	* LOUISIANA TECH	82 - 0	0 - 0	0 - 0	82 - 0
9/12/09	MISSISSIPPI STATE	3 - 0	0 - 0	75 - 0	78 - 0
9/19/09	WEST VIRGINIA	82 - 1	0 - 0	0 - 0	82 - 1
9/26/09	* BALL STATE	55 - 1	0 - 0	0 - 0	55 - 1
10/3/09	* at Tennessee	25 - 0	0 - 0	32 - 0	57 - 0
10/10/09	at Arkansas	-1 - 0	0 - 0	0 - 0	-1 - 0
10/17/09	KENTUCKY	9 - 0	0 - 0	-1 - 0	8 - 0
10/24/09	* at LSU	0 - 0	0 - 0	56 - 0	56 - 0
10/31/09	* OLE MISS	35 - 0	0 - 0	35 - 0	70 - 0
11/7/09	* FURMAN	38 - 1	0 - 0	60 - 0	98 - 1
11/14/09	at Georgia				
11/27/09	ALABAMA				

## FANNIN'S GAME-BY-GAME RECEIVING STATS

DATE	OPPONENT	REC	YDS	AVG	TD	TD REC
9/5/09	* LOUISIANA TECH	8	82	10.3	0	--
9/12/09	MISSISSIPPI STATE	1	3	3.0	0	--
9/19/09	WEST VIRGINIA	1	82	82.0	1	82
9/26/09	* BALL STATE	3	55	18.3	1	36
10/3/09	* at Tennessee	6	25	4.2	0	--
10/10/09	at Arkansas	2	-1	-0.5	0	--
10/17/09	KENTUCKY	2	9	4.5	0	--
10/24/09	* at LSU	1	0	0.0	0	--
10/31/09	* OLE MISS	3	35	11.7	0	--
11/7/09	* FURMAN	2	38	19.0	1	24
11/14/09	at Georgia					
11/27/09	ALABAMA					



**NICK FAIRLEY** #90  
**DL**  
 6-5 · 293 · So. · JC  
 Mobile, Ala. (Copiah-Lincoln CC)  
 Undecided

**2009** — Started first career game in season opener vs. Louisiana Tech ... Recorded five tackles with half a TFL, one fumble recovery and two QBH ... Had half a TFL (minus 3 yards), two QB hurries and three total tackles vs. West Virginia ... Recorded one tackle vs. Ball State ... Recorded first blocked PAT of career in win over Tennessee ... Block came on UT's first score near the end of the first half and gave Auburn a 13-6 edge ... Posted three tackles, with one solo, vs. Arkansas ... Registered a TFL (minus 2 yards) as only tackle vs. Kentucky ... Had one tackle vs. LSU ... Picked up one assisted tackle vs. Ole Miss ... Logged one tackle vs. Furman.


## FAIRLEY'S CAREER DEFENSIVE STATS

YEAR	G/GS	TT	UT	AT	TFL-YDS	QBS-YDS	FF/FR	PD	I/YDS
2009	10/1	17	7	10	2.0-5	0.0-0	0/1	0	0/0

## FAIRLEY'S GAME-BY-GAME DEFENSIVE STATS

DATE	OPPONENT	TT	UT	AT	TFL-YDS	QBS-YDS
9/5/09	* LOUISIANA TECH	5	2	3	0.5-0	0.0-0
9/12/09	MISSISSIPPI STATE	0	0	0	0.0-0	0.0-0
9/19/09	WEST VIRGINIA	3	1	2	0.5-3	0.0-0
9/26/09	BALL STATE	1	1	0	0.0-0	0.0-0
10/3/09	at Tennessee	1	0	1	0.0-0	0.0-0
10/10/09	at Arkansas	3	1	2	0.0-0	0.0-0
10/17/09	KENTUCKY	1	1	0	1.0-2	0.0-0
10/24/09	at LSU	1	0	1	0.0-0	0.0-0
10/31/09	OLE MISS	1	0	1	0.0-0	0.0-0
11/7/09	FURMAN	1	1	0	0.0-0	0.0-0
11/14/09	at Georgia					
11/27/09	ALABAMA					

# The Players



**DEE FORD** #95  
DE  
6-4 · 214 · Fr. · HS  
Odenville, Ala. (St. Clair County)  
Undecided

**2009** — In first collegiate game, recorded one tackle with two QBH ... Had one tackle, solo, and one QB hurry in limited snaps vs. Mississippi State ... Had one QB hurry vs. West Virginia ... Against Ball State, had season highs with four tackles with one sack (minus 10 yards) and half a TFL (minus 1 yard) with one QB hurry ... Registered two tackles against Arkansas ... Saw playing time but did not record a tackle vs. LSU and Ole Miss ... Matched season-high with four tackles vs. Furman and added 1.0 TFL for minus 6 yards and a pair of QB hurries ... Also recorded first-career INT, picking off a deflected pass vs. Paladin.

### FORD'S CAREER DEFENSIVE STATS

YEAR	G/GS	TT	UT	AT	TFL-YDS	QBS-YDS	FF/FR	PD	I/YDS
2009	10/0	12	6	6	2.5-17	1.0-10	0/0	0	1/3

### FORD'S GAME-BY-GAME DEFENSIVE STATS

DATE	OPPONENT	TT	UT	AT	TFL-YDS	QBS-YDS
9/5/09	LOUISIANA TECH	1	0	1	0.0-0	0.0-0
9/12/09	MISSISSIPPI STATE	1	1	0	0.0-0	0.0-0
9/19/09	WEST VIRGINIA	0	0	0	0.0-0	0.0-0
9/26/09	BALL STATE	4	1	3	1.5-11	1.0-10
10/3/09	at Tennessee	0	0	0	0.0-0	0.0-0
10/10/09	at Arkansas	2	1	1	0.0-0	0.0-0
10/17/09	KENTUCKY	0	0	0	0.0-0	0.0-0
10/24/09	at LSU	0	0	0	0.0-0	0.0-0
10/31/09	OLE MISS	0	0	0	0.0-0	0.0-0
11/7/09	FURMAN	4	3	1	1.0-6	0.0-0
11/14/09	at Georgia					
11/27/09	ALABAMA					



**ELTORO FREEMAN** #21  
LB  
5-11 · 219 · So. · JC  
Alexander City, Ala. (Miss. Gulf Coast CC)  
Philosophy

**SPRING 2009** — Participated in spring drills at Auburn after enrolling in January.


**2009** — Did not play in season opener vs. Louisiana Tech ... In first collegiate action, recorded six tackles vs. Mississippi State ... Earned first career start vs. West Virginia and had one solo tackle ... Started vs. LSU and recorded season-high 12 tackles with a sack (minus 10 yards) and 2.0 TFLs (minus 12 yards), both first of AU career ... Tied for team high with nine tackles vs. Ole Miss ... Six of nine tackles vs. Rebels were solo ... Also had one QB hurry vs. Rebels ... Started vs. Furman, but did not record a tackle in limited snaps.

### FREEMAN'S CAREER DEFENSIVE STATS

YEAR	G/GS	TT	UT	AT	TFL-YDS	QBS-YDS	FF/FR	PD	I/YDS
2009	8/6	28	14	14	2.0-12	1.0-10	0/0	0	0/0

### FREEMAN'S GAME-BY-GAME DEFENSIVE STATS

DATE	OPPONENT	TT	UT	AT	TFL-YDS	QBS-YDS
9/5/09	LOUISIANA TECH					
9/12/09	MISSISSIPPI STATE	6	2	4	0.0-0	0.0-0
9/19/09	* WEST VIRGINIA	1	1	0	0.0-0	0.0-0
9/26/09	* BALL STATE	0	0	0	0.0-0	0.0-0
10/3/09	* at Tennessee	0	0	0	0.0-0	0.0-0
10/10/09	at Arkansas					
10/17/09	KENTUCKY	0	0	0	0.0-0	0.0-0
10/24/09	* at LSU	12	5	7	2.0-12	1.0-10
10/31/09	* OLE MISS	9	6	3	0.0-0	0.0-0
11/7/09	* FURMAN	0	0	0	0.0-0	0.0-0
11/14/09	at Georgia					
11/27/09	ALABAMA					



**MICHAEL GOGGANS** #49  
DE  
6-3 · 264 · Jr. · 2L  
Alexander City, Ala. (Benjamin Russell)  
Public Administration

**Career** — Had streak of 18 consecutive starts snapped vs. Kentucky.

**2009** — Started season opener vs. Louisiana Tech, recording two total tackles with one QBH ... Against Mississippi State, had a solo sack (minus 2 yards) to go with four tackles, one pass break-up and one QB hurry ... Sack was first since 2007 (Vanderbilt) ... Picked up three tackles, two solo, vs. West Virginia ... Against Ball State, broke up one pass and totaled four tackles ... Had one TFL (minus 3 yards) and two total tackles against Tennessee ... Registered half a TFL (minus 1 yard) with a QB hurry and two tackles vs. Arkansas ... Had one tackle vs. Kentucky ... Against LSU, had a QB hurry and a pair of tackles ... Played, but did not record a tackle vs. Ole Miss ... Recorded a solo tackle in limited action vs. Furman.

### GOGGAN'S CAREER DEFENSIVE STATS

YEAR	G/GS	TT	UT	AT	TFL-YDS	QBS-YDS	FF/FR	PD	I/YDS
2007	12/0	9	4	5	2.0-3	1.0-2	0/1	0	0-0
2008	12/12	27	16	11	4.0-12	0.0-0	0/1	0	0-0
2009	10/6	21	9	12	2.5-6	1.0-2	0/0	1	0-0
<b>Totals</b>	<b>34/18</b>	<b>57</b>	<b>29</b>	<b>28</b>	<b>8.5-21</b>	<b>2.0-3</b>	<b>0/2</b>	<b>1</b>	<b>0-0</b>

### GOGGAN'S CAREER GAME HIGH STATS

No.	Opponent	Date
Tackles	6 vs. Alabama	11/29/08
Tackles for loss	2.0 2x, (last vs. Arkansas)	11/29/08
Sacks	1.0 2x (last vs. Mississippi State)	9/12/09

### GOGGAN'S GAME-BY-GAME DEFENSIVE STATS

DATE	OPPONENT	TT	UT	AT	TFL-YDS	QBS-YDS
9/5/09	* LOUISIANA TECH	2	1	1	0.0-0	0.0-0
9/12/09	* MISSISSIPPI STATE	4	1	3	1.0-2	1.0-2
9/19/09	* WEST VIRGINIA	3	2	1	0.0-0	0.0-0
9/26/09	* BALL STATE	4	2	2	0.0-0	0.0-0
10/3/09	* at Tennessee	2	1	1	1.0-3	0.0-0
10/10/09	* at Arkansas	2	0	2	0.5-1	0.0-0
10/17/09	KENTUCKY	1	1	0	0.0-1	0.0-1
10/24/09	at LSU	2	0	2	0.0-0	0.0-0
10/31/09	OLE MISS	0	0	0	0.0-0	0.0-0
11/7/09	FURMAN	1	1	0	0.0-0	0.0-0
11/14/09	at Georgia					
11/27/09	ALABAMA					

# The Players



**ANTHONY** #84

**GULLEY** WR

5-9 · 176 · Fr. · HS  
Brantley, Ala. (Brantley)  
Undecided

2009 — Saw game time, returning one punt, in season opener vs. Louisiana Tech ... Returned two punts for 24 yards with a long of 17 yards vs. West Virginia ... Fielded a pair of punts and returned one kickoff for 24 yards vs. Ball State ... Saw time vs. LSU ... Against Furman, led all rushers with 77 yards on five carries and scored a pair of TD's, the first from 13 yards out and the second from 50 yards out

### GULLEY'S CAREER RECEIVING STATS

YEAR	G/GS	NO	YDS	AVG	TD	LP/OPPONENT
2009	6/0	0	0	0.0	0	--

### GULLEY'S GAME-BY-GAME RECEIVING STATS

DATE	OPPONENT	REC	YDS	AVG	TD	TD REC
9/5/09	LOUISIANA TECH	0	0	0.0	0	--
9/12/09	MISSISSIPPI STATE	0	0	0.0	0	--
9/19/09	WEST VIRGINIA	0	0	0.0	0	--
9/26/09	BALL STATE	0	0	0.0	0	--
10/3/09	at Tennessee	0	0	0.0	0	--
10/10/09	at Arkansas			DID NOT PLAY		
10/17/09	KENTUCKY			DID NOT PLAY		
10/24/09	at LSU	0	0	0.0	0	--
10/31/09	OLE MISS			DID NOT PLAY		
11/7/09	FURMAN	0	0	0.0	0	--
11/14/09	at Georgia					
11/27/09	ALABAMA					



**TIM** #13

**HAWTHORNE** WR

6-3 · 212 · Jr. · 2L  
Birmingham, Ala. (Homewood)  
Public Administration

2009 — Started vs. West Virginia but did not record a catch in first playing time of season (injury) ... Has played in eight games ... Logged first catch of season vs. Furman, a 3-yard grab.

### HAWTHORNE'S CAREER RECEIVING STATS

YEAR	G/GS	NO	YDS	AVG	TD	LP/OPPONENT
2007	13/3	4	47	11.8	0	8/New Mexico State
2008	12/1	8	203	25.4	0	58/LSU
2009	8/1	1	3	3.0	0	3/Furman
Totals	33/5	13	253	20.8	0	58/LSU

### HAWTHORNE'S CAREER GAME HIGH STATS

	No.	Opponent	Date
Receptions	2	LSU	9/20/08
Rec. Yards	87	LSU	9/20/08

### HAWTHORNE'S GAME-BY-GAME RECEIVING STATS

DATE	OPPONENT	REC	YDS	AVG	TD	TD REC
9/5/09	LOUISIANA TECH			DID NOT PLAY		
9/12/09	MISSISSIPPI STATE			DID NOT PLAY		
9/19/09	* WEST VIRGINIA	0	0	0.0	0	--
9/26/09	BALL STATE	0	0	0.0	0	--
10/3/09	at Tennessee	0	0	0.0	0	--
10/10/09	at Arkansas	0	0	0.0	0	--
10/17/09	KENTUCKY	0	0	0.0	0	--
10/24/09	at LSU	0	0	0.0	0	--
10/31/09	OLE MISS	0	0	0.0	0	--
11/7/09	FURMAN	1	3	3.0	0	--
11/14/09	at Georgia					
11/27/09	ALABAMA					



**ADAM** #31

**HERRING** LB

6-1 · 216 · So. · 1L  
Springdale, Ark. (Shiloh Christian)  
Business Management

2009 — Earned first career start in season opener vs. Louisiana Tech, recording two solo tackles ... Picked up half a TFL (minus 1 yard) and four total tackles vs. Mississippi State ... Recorded one solo tackle vs. West Virginia ... Played, but did not register a tackle vs. Ball State ... Started and recorded a pair of solo tackles vs. Arkansas ... Totaled three tackles vs. Kentucky ... Did not play vs. LSU ... Saw playing time vs. Ole Miss but did not register a tackle ... Did not play vs. Furman.

### HERRING'S CAREER DEFENSIVE STATS

YEAR	G/GS	TT	UT	AT	TFL-YDS	QBS-YDS	FF/FR	PD	I/YDS
2008	11/0	2	1	1	0.0-0	0.0-0	0/0	0	0/0
2009	8/4	12	7	5	0.5-1	0.0-0	0/0	0	0/0
Totals	19/4	14	8	6	0.5-1	0.0-0	0/0	0	0/0

### HERRING'S GAME-BY-GAME DEFENSIVE STATS

DATE	OPPONENT	TT	UT	AT	TFL-YDS	QBS-YDS
9/5/09	* LOUISIANA TECH	2	2	0	0.0-0	0.0-0
9/12/09	* MISSISSIPPI STATE	4	1	3	0.5-1	0.0-0
9/19/09	* WEST VIRGINIA	1	1	0	0.0-0	0.0-0
9/26/09	BALL STATE	0	0	0	0.0-0	0.0-0
10/3/09	at Tennessee	0	0	0	0.0-0	0.0-0
10/10/09	* at Arkansas	2	2	0	0.0-0	0.0-0
10/17/09	* KENTUCKY	3	1	2	0.0-0	0.0-0
10/24/09	at LSU				DID NOT PLAY	
10/31/09	OLE MISS	0	0	0	0.0-0	0.0-0
11/7/09	FURMAN				DID NOT PLAY	
11/14/09	at Georgia					
11/27/09	ALABAMA					



**D'ANTOINE** #24

**HOOD** DB

5-10 · 187 · So. · 1L  
Phenix City, Ala. (Central-Phenix HS)  
Pre-Business

2009 — Saw first game action vs. Ball State and recorded three solo tackles ... Played, but did not record a tackle vs. Tennessee and Arkansas ... Had one tackle vs. Kentucky ... Played, but did not record a tackle vs. LSU ... Did not play vs. Ole Miss ... Saw playing time, but did not record a tackle vs. Furman.


# The Players

## HOOD'S CAREER DEFENSIVE STATS

YEAR	G/GS	TT	UT	AT	TFL-YDS	QBS-YDS	FF/FR	PD	INT-YDS
2008	12/1	13	7	6	0.0-0	0.0-0	0/1	1	0-0
2009	7/0	4	3	1	0.0-0	0.0-0	0/0	0	0-0
<b>Totals</b>	<b>19/1</b>	<b>17</b>	<b>10</b>	<b>7</b>	<b>0.0-0</b>	<b>0.0-0</b>	<b>0/1</b>	<b>1</b>	<b>0-0</b>

## HOOD'S GAME-BY-GAME DEFENSIVE STATS

DATE	OPPONENT	TT	UT	AT	PD	INT-YDS
9/5/09	LOUISIANA TECH					DID NOT PLAY
9/12/09	MISSISSIPPI STATE					DID NOT PLAY
9/19/09	WEST VIRGINIA					DID NOT PLAY
9/26/09	BALL STATE	3	3	0	0	0-0
10/3/09	at Tennessee	0	0	0	0	0-0
10/10/09	at Arkansas	0	0	0	0	0-0
10/17/09	KENTUCKY	1	0	1	0	0-0
10/24/09	at LSU	0	0	0	0	0-0
10/31/09	OLE MISS	0	0	0	0	0-0
11/7/09	FURMAN	0	0	0	0	0-0
11/14/09	at Georgia					
11/27/09	ALABAMA					



**MORGAN** #37

**HULL** K

6-3 · 199 · Jr. · 1L  
Decatur, Ala. (Austin)  
Pre-Medicine

2009 — In season opener vs. Louisiana Tech, kicked off three times for a 66.7 yard average ... Against Mississippi State, kicked off seven times for 67.6 ypk average ... Kicked off eight times vs. West Virginia, averaging 63.9 ypk ... Had one touchback vs. WVA ... Against Ball State, averaged 59.8 yards on nine kickoffs ... On seven kickoffs vs. Tennessee, averaged 65.0 yards per kick ... Had one touchback and averaged 68.2 yards on four kickoffs vs. Arkansas ... Against Kentucky, kicked off three times for a 44.7 yard average ... Averaged 35.7 yards on three kickoffs vs. LSU ... Had one touchback and averaged 62.2 yards on six kickoffs vs. Ole Miss ... Set career high with 10 kickoffs vs. Furman ... Averaged 63.5 yards per kick vs. Paladin, with one touchback.



**BYRON** #57

**ISOM** OL

6-3 · 291 · Jr. · 2L  
Jonesboro, Ga. (Lovejoy)  
Public Administration

2009 — Started at guard in season opener vs. Louisiana Tech and did not allow a sack in 27 pass attempts ... Also recorded three knockdown blocks vs. Tech ... Started against Mississippi State, did not allow a sack in 24 pass attempts ... Registered three knockdown blocks vs. Mississippi State ... Took every snap vs. West Virginia and registered five knockdown blocks ... Did not play vs. Ball State or Tennessee ... Tied with third-most knockdown blocks vs. Arkansas with seven ... Led Tigers with 5.5 knockdown blocks vs. Kentucky ... Led o-line and recorded season-high with 12 knockdown blocks on the road at LSU ... Recorded 6.5 knockdown blocks vs. Ole Miss ... In one half of play vs. Furman, tied for team high with eight knockdown blocks ... Has 50 knockdown blocks on season ... Part of o-line that has given up just 12 sacks in 276 pass attempts.



**PHILIP** #43

**LUTZENKIRCHEN** TE

6-4 · 262 · Fr. · HS  
Marietta, Ga. (Lassiter)  
Undecided

**CAREER** — T-8th in AU history in TD catches for a freshman with two ... Needs one scoring grab to move into tie for fifth with four other players.

2009 — Saw playing time but did not record a catch in season opener vs. Louisiana Tech ... Recorded first career catch, a 13-yard TD reception from Kodi Burns, vs. Mississippi State ... Played, but did not record a catch vs. West Virginia ... Caught 14-yard pass vs. Ball State ... Against LSU, caught two passes with one for season-long 17 yards and another for 1-yard TD ... Earned first career start and had one catch for season-long of 21 yards vs. Furman.

## LUTZENKIRCHEN'S CAREER RECEIVING STATS

YEAR	G/GS	NO	YDS	AVG	TD	LP/OPPONENT
2009	10/1	5	56	11.2	2	21/Furman

## LUTZENKIRCHEN'S GAME-BY-GAME RECEIVING STATS

DATE	OPPONENT	REC	YDS	AVG	TD	TD REC
9/5/09	LOUISIANA TECH	0	0	0.0	0	--
9/12/09	MISSISSIPPI STATE	1	13	13.0	1	13
9/19/09	WEST VIRGINIA	0	0	0.0	0	--
9/26/09	BALL STATE	1	14	14.0	0	--
10/3/09	at Tennessee	0	0	0.0	0	--
10/10/09	at Arkansas	0	0	0.0	0	--
10/17/09	KENTUCKY	0	0	0.0	0	--
10/24/09	at LSU	2	18	9.0	1	1
10/31/09	OLE MISS	0	0	0.0	0	--
11/7/09	* FURMAN	1	21	21.0	0	--
11/14/09	at Georgia					
11/27/09	ALABAMA					



**ANDREW** #75

**McCAIN** OT

6-6 · 299 · Sr. · 3L  
Birmingham, Ala. (Briarwood Christian)  
Health Services Administration

2009 — Earned first career start in season opener vs. Louisiana Tech ... Started at tackle and did not allow a sack in 27 pass attempts ... Talled three knockdown blocks vs. Tech ... Started at tackle vs. Mississippi State and did not allow a sack in 24 pass attempts ... Finished with six knockdown blocks, third most among linemen, vs. Mississippi State ... Had a pair of knockdown blocks vs. West Virginia ... Played every snap vs. Mountaineers ... Had one knockdown block vs. Tennessee ... Registered half a knockdown block vs. Arkansas ... Helped Tigers rush for 220 yards vs. Kentucky ... Had 2.5 knockdown blocks vs. UK ... Registered 2.5 knockdown blocks at LSU ... Picked up 5.5 knockdown blocks vs. Ole Miss, half a block shy of season-high of 6.0 ... Was in for just one half of play vs. Furman and totaled two knockdown blocks ... Has 25 knockdowns this season ... Is part of line that has allowed 12 sacks in 276 pass attempts this season.

# The Players



**ONTERIO** #23

**McCALEBB** RB

5-10 · 164 · Fr. · HS  
Fort Meade, Fla. (Hargrave Military Academy)  
Liberal Arts



**WALTER** #6

**McFADDEN** DB

6-0 · 175 · Sr. · 3L  
Pompano Beach, Fla. (Ely)  
Graduate

**Career** — Became the first AU freshman to ever rush for 100 yards or more in his first two games ... Is just the fourth AU freshman to rush for 100 yards or more in any two consecutive games (Carnell Williams in 2001, Darrell Williams in 1989 and Ron O'Neal in 1981) ... T-10th in rushing yardage for a freshman in AU history ... Needs 140 yards rushing to move into tie for fifth with Tommie Agee (604 yards in 1983) ... Needs 36 yards to become sixth AU freshman to rush for 500 yards in a season.

**2009** — Ninth in SEC in all-purpose yards, 99.6 ypg ... Named SEC Freshman of the Week (9/7) ... Became first freshman RB since Bo Jackson (1982) to rush for 100 yards in a game with 148 yards in season opener vs. Louisiana Tech ... Also had one TD vs. Tech, scoring on a 3-yard run ... Also returned two kickoffs for 49 yards vs. Tech ... Started at TB vs. Mississippi State and recorded second consecutive 100-yard rushing effort, going for 114 yards on 16 carries ... Also returned four kickoffs for 81 yards vs. Mississippi State ... Rushed for 20 yards on eight carries vs. West Virginia ... Also returned two kickoffs for 32 yards, with long of 16 yards vs. WVA ... Against Ball State, led Tigers with 83 yards rushing on eight carries and scored from 1-yard out in second quarter ... Had season-long run of 62 yards to set up TD run ... Did not play in second half vs. Ball State due to injury ... Accumulated 204 all-purpose yards against Tennessee ... Rushed 13 times for 51 yards, hauled in a season-high with three receptions and 62 yards and piled up 91 kickoff return yards on a pair of returns ... Against Arkansas, scored on a 3-yard run and accounted for 42 total yards ... Against Kentucky, rushed for 22 yards on seven carries and caught one pass for 2 yards ... Saw limited time vs. LSU due to injury, rushing just three times for 3 yards ... Did not play vs. Ole Miss and Furman due to injury.

## MCCALEBB'S CAREER RUSHING STATS

YEAR	G/GS	NO	YDS	AVG	TD	LP/OPPONENT
2009	8/1	83	464	5.6	4	62/Ball State

## MCCALEBB'S GAME-BY-GAME RUSHING STATS

DATE	OPPONENT	ATT	YDS	Avg.	TD	TD Runs
9/5/09	LOUISIANA TECH	22	148	6.7	1	3
9/12/09	* MISSISSIPPI STATE	16	114	7.1	1	48
9/19/09	WEST VIRGINIA	8	20	2.5	0	--
9/26/09	BALL STATE	8	83	10.4	1	1
10/3/09	at Tennessee	13	51	3.9	0	--
10/10/09	at Arkansas	6	23	3.8	1	3
10/17/09	KENTUCKY	7	22	3.1	0	--
10/24/09	at LSU	3	3	1.0	0	--
10/31/09	OLE MISS	DID NOT PLAY				
11/7/09	FURMAN	DID NOT PLAY				
11/14/09	at Georgia					
11/27/09	ALABAMA					

## MCCALEBB'S GAME-BY-GAME ALL-PURPOSE YARDS

DATE	OPPONENT	REC - TDs	RUSH - TDs	KO - TDs	TOTAL - TDs
9/5/09	LOUISIANA TECH	0 - 0	148 - 1	49 - 0	197 - 1
9/12/09	* MISSISSIPPI STATE	0 - 0	114 - 1	81 - 0	195 - 1
9/19/09	WEST VIRGINIA	0 - 0	20 - 0	32 - 0	52 - 0
9/26/09	BALL STATE	-3 - 0	83 - 0	0 - 0	80 - 0
10/3/09	at Tennessee	62 - 0	51 - 0	91 - 0	204 - 0
10/10/09	at Arkansas	0 - 0	23 - 1	19 - 0	42 - 1
10/17/09	KENTUCKY	2 - 0	22 - 0	0 - 0	24 - 0
10/24/09	at LSU	0 - 0	3 - 0	0 - 0	3 - 0
10/31/09	OLE MISS	DID NOT PLAY			
11/7/09	FURMAN	DID NOT PLAY			
11/14/09	at Georgia				
11/27/09	ALABAMA				

**Career** — Has started 22 consecutive games.

**2009** — Sixth in SEC/T-27th in NCAA in passes defended per game, 1.10 pg ... Fourth in SEC/T-33rd in NCAA in INT's, 4 ... SEC Defensive Player of the Week (11/2) ... Started and recorded one pass break-up with two tackles in season opener vs. Louisiana Tech ... Broke up one pass and tallied four solo tackles in victory over Mississippi State ... Picked off a pass to end scoring threat and totaled five solo tackles vs. West Virginia ... Interception came at AU 28-yard line vs. WVA ... Registered three tackles, with a pair of solo stops, vs. Ball State ... Broke up two passes and totaled six tackles in win vs. Tennessee ... Of 20 tackles, 13 have been solo stops ... Against Arkansas, had an INT, recovered a fumble, broke up a pass and totaled two tackles before leaving with injury ... Did not play second half vs. Hogs due to injury ... Against Kentucky, had a TFL (minus 2 yards) and three solo tackles ... Broke up one pass, had a TFL (minus 3 yards) and totaled two solo tackles vs. LSU ... Set career high with two INT's vs. Ole Miss ... Returned first pick 29 yards for touchdown to give AU 24-7 lead vs. Rebels ... Notched second pick with 2:54 left in game to stop Ole Miss drive and seal victory ... Also tied career-best with five tackles vs. Ole Miss, including 1.5 TFL's and a pass break-up ... Had one solo stop in a half of play vs. Furman.

## McFADDEN'S CAREER DEFENSIVE STATS

YEAR	G/GS	TT	UT	AT	TFL-YDS	QBS-YDS	FF/FR	PD	INT-YDS
2006	11/0	2	2	0	0.0-0	0.0-0	0/0	0	0-0
2007	13/0	10	5	5	1.0-4	0.0-0	0/0	2	1-93
2008	12/12	29	17	12	1.5-7	0.0-0	0/0	10	2-18
2009	10/10	32	24	8	3.5-10	0.0-0	0/1	11	4-54
<b>Totals</b>	<b>46/22</b>	<b>73</b>	<b>48</b>	<b>25</b>	<b>6.0-21</b>	<b>0.0-0</b>	<b>0/1</b>	<b>20</b>	<b>7-161</b>


## McFADDEN'S CAREER GAME HIGH STATS

	No.	Opponent	Date
Tackles	5	6x (last vs. Ole Miss)	10/31/09
Interceptions	2	vs. Ole Miss	10/31/09

## McFADDEN'S GAME-BY-GAME DEFENSIVE STATS

DATE	OPPONENT	TT	UT	AT	PD	INT-YDS
9/5/09	* LOUISIANA TECH	2	1	1	1	0-0
9/12/09	* MISSISSIPPI STATE	4	4	0	1	0-0
9/19/09	* WEST VIRGINIA	5	5	0	1	1-(-4)
9/26/09	* BALL STATE	3	2	1	0	0-0
10/3/09	* at Tennessee	5	1	4	2	0-0
10/10/09	* at Arkansas	2	1	1	1	1-0
10/17/09	* KENTUCKY	3	3	0	0	0-0
10/24/09	* at LSU	2	2	0	1	0-0
10/31/09	* OLE MISS	5	4	1	1	2-54
11/7/09	* FURMAN	1	1	0	0	0-0
11/14/09	at Georgia					
11/27/09	ALABAMA					

# The Players



**GABE** #83  
**McKENZIE** DE

6-5 · 252 · Sr. · 3L  
Mobile, Ala. (Davidson)  
Graduate

2009 — Saw playing time, but did not have a catch in season opener vs. Louisiana Tech ... Switched to defensive end in week four, logging one solo tackle vs. Ball State ... Played several snaps on defense against Kentucky and LSU despite not logging a tackle ... Did not play vs. Ole Miss ... Had one solo tackle vs. Furman.

### McKENZIE'S CAREER DEFENSIVE STATS

YEAR	G/GS	TT	UT	AT	TFL-YDS	QBS-YDS	FF/FR	PD	I/YDS
2008	12/1	11	6	5	2.5-5	0.0-0	0/0	0	1-24
2009	10/0	2	2	0	0.0-0	0.0-0	0/0	0	0-0
<b>TOTALS</b>	<b>22/1</b>	<b>13</b>	<b>8</b>	<b>5</b>	<b>2.5-5</b>	<b>0.0-0</b>	<b>0/0</b>	<b>0</b>	<b>0-0</b>

### McKENZIE'S GAME-BY-GAME DEFENSIVE STATS

DATE	OPPONENT	TT	UT	AT	TFL-YDS	QBS-YDS
9/26/09	BALL STATE	1	1	0	0.0-0	0.0-0
10/3/09	at Tennessee	0	0	0	0.0-0	0.0-0
10/10/09	at Arkansas	0	0	0	0.0-0	0.0-0
10/17/09	KENTUCKY	0	0	0	0.0-0	0.0-0
10/24/09	at LSU	0	0	0	0.0-0	0.0-0
10/31/09	OLE MISS	0	0	0	0.0-0	0.0-0
11/7/09	FURMAN	1	1	0	0.0-0	0.0-0
11/14/09	at Georgia					
11/27/09	ALABAMA					

### McKENZIE'S CAREER RECEIVING STATS

YEAR	G/GS	NO	YDS	AVG	TD	LP/OPPONENT
2006	13/0	13	137	10.5	1	25/South Carolina
2007	13/0	13	117	9.0	2	20/Kansas State
2008	12/1	3	33	11.0	0	21/Georgia
2009	10/0	0	0	0.0	0	---
<b>Totals</b>	<b>48/1</b>	<b>29</b>	<b>287</b>	<b>9.9</b>	<b>3</b>	<b>25/South Carolina</b>

### McKENZIE'S CAREER GAME HIGH STATS

	No.	Opponent	Date
Receptions	4	2x (last vs. Kansas State)	9/1/07
Rec. Yards	42	2x (last vs. Kansas State)	9/1/07
Rec. TDs	1	3x (last vs. South Florida)	9/8/07

### McKENZIE'S GAME-BY-GAME RECEIVING STATS

DATE	OPPONENT	REC	YDS	AVG	TD	TD REC
9/5/09	LOUISIANA TECH	0	0	0.0	0	--
9/12/09	MISSISSIPPI STATE	0	0	0.0	0	--
9/19/09	WEST VIRGINIA	0	0	0.0	0	--



**MIKE** #26  
**McNEIL** S

6-2 · 201 · Jr. · 2L  
Mobile, Ala. (W.P. Davidson)  
Communications

2009 — Has not played.

### McNEIL'S CAREER DEFENSIVE STATS

YEAR	G/GS	TT	UT	AT	TFL-YDS	QBS-YDS	FF/FR	PD	I/YDS
2007	13/0	35	22	13	0.5-1	0.0-0	0/0	0	0/0
2008	12/12	75	42	23	3.0-9	1.0-4	0/1	2	0/0
2009	0/0	0	0	0	0.0-0	0.0-0	0/0	0	0/0
<b>Totals</b>	<b>25/12</b>	<b>100</b>	<b>64</b>	<b>36</b>	<b>3.5-10</b>	<b>1.0-4</b>	<b>0/1</b>	<b>2</b>	<b>0/0</b>

### McNEIL'S CAREER GAME HIGH STATS

	No.	Opponent	Date
Tackles	9	3x (last vs. Arkansas)	10/11/08

### McNEIL'S GAME-BY-GAME DEFENSIVE STATS

DATE	OPPONENT	TT	UT	AT	PD	INT-YDS
9/5/09	LOUISIANA TECH					DID NOT PLAY
9/12/09	MISSISSIPPI STATE					DID NOT PLAY
9/19/09	WEST VIRGINIA					DID NOT PLAY
9/26/09	BALL STATE					DID NOT PLAY
10/3/09	at Tennessee					DID NOT PLAY
10/10/09	at Arkansas					DID NOT PLAY
10/17/09	KENTUCKY					DID NOT PLAY
10/24/09	at LSU					DID NOT PLAY
10/31/09	OLE MISS					DID NOT PLAY
11/7/09	FURMAN					DID NOT PLAY
11/14/09	at Georgia					
11/27/09	ALABAMA					



**RYAN** #50  
**PUGH** OL

6-4 · 289 · Jr. · 2L  
Hoover, Ala. (Hoover)  
Pre-Building Science

2009 — Phil Steele's Third-Team Midseason All-SEC ... ESPN The Magazine Academic All-District IV Second Team ... Started at center in season opener vs. Louisiana Tech and tallied five knockdown blocks ... Did not allow a sack on 27 pass attempts vs. Tech ... Started against Mississippi State and did not allow a sack in 24 pass attempts ... Totaled nine knockdown blocks, second most among offensive linemen, against Mississippi State ... Played every snap vs. West Virginia and totaled 8.5 knockdown blocks ... Led Tigers with 12 knockdown blocks against Ball State ... Totaled six knockdown blocks vs. Tennessee ... Finished with third-highest knockdown total vs. Arkansas, with seven ... Against Kentucky, helped Tigers rush for 220 yards and totaled five knockdown blocks ... Finished second on o-line with eight knockdown blocks vs. LSU ... Registered 2.5 knockdown blocks vs. Ole Miss ... Played only first half vs. Furman and finished with six knockdown blocks, second most for o-linemen ... Leads o-linemen with 70 knockdown blocks this season ... Is part of line that has allowed 12 sacks in 276 pass attempts this season.



**JAKE** #91  
**RICKS** DL

6-4 · 292 · Sr. · 3L  
Muscle Shoals, Ala. (Colbert County)  
Criminology

2009 — Has 17 tackles with a blocked PAT ... In first career start, forced one fumble, had a QB hurry and recorded a career-best six tackles vs. Louisiana Tech ... Forced fumble was career-first ... Broke up a pass and had half a TFL vs. Mississippi State ... Registered first career INT with a pick and 21-yard return vs. West Virginia ... The INT came at the WVA 37-yard line and set up AU score (TD) ... Also had two QB hurries



# The Players

and two tackles vs. WVA ... Totaled three tackles, two solo, against Ball State ... Had one assisted tackle and one QB hurry in win over Tennessee ... Registered one solo stop vs. Arkansas ... Against Kentucky, blocked a FG attempt that was returned for TD by Neiko Thorpe ... Also totaled three tackles with a pair of solo stops vs. UK ... Against LSU, had half a sack (minus 1 yard) and four total tackles ... Half sack was first of career ... Against Ole Miss, had half a sack (minus 5 yards) and four tackles ... Started, but did not record a tackle vs. Furman.

## RICKS' CAREER DEFENSIVE STATS

YEAR	G/GS	TT	UT	AT	TFL-YDS	QBS-YDS	FF/FR	PD	I/YDS
2006	6/0	1	0	1	0.5-2	0.0-0	0/1	0	0/0
2007	13/0	8	5	3	2.0-3	0.0-0	0/0	0	0/0
2008	12/0	7	3	4	2.0-8	0.0-0	0/1	1	0/0
2009	10/10	22	10	12	1.5-6	1.0-6	1/0	2	1/21
<b>Totals</b>	<b>41/10</b>	<b>38</b>	<b>18</b>	<b>20</b>	<b>6.0-19</b>	<b>1.0-6</b>	<b>1/2</b>	<b>3</b>	<b>1/21</b>

## RICKS' CAREER GAME HIGH STATS

	No.	Opponent	Date
Tackles	6	Louisiana Tech	9/5/09
Tackles for loss	1.0	4x (last vs. Ole Miss)	11/1/08
Sacks	0.5	2x (last vs. Ole Miss)	10/31/09

## RICKS' GAME-BY-GAME DEFENSIVE STATS

DATE	OPPONENT	TT	UT	AT	TFL-YDS	QBS-YDS
9/5/09	* LOUISIANA TECH	6	3	3	0.0-0	0.0-0
9/12/09	* MISSISSIPPI STATE	1	0	1	0.5-0	0.0-0
9/19/09	* WEST VIRGINIA	2	1	1	0.0-0	0.0-0
9/26/09	* BALL STATE	3	2	1	0.0-0	0.0-0
10/3/09	* at Tennessee	1	0	1	0.0-0	0.0-0
10/10/09	* at Arkansas	1	1	0	0.0-0	0.0-0
10/17/09	* KENTUCKY	3	2	1	0.0-0	0.0-0
10/24/09	* at LSU	4	1	3	0.5-1	0.5-1
10/31/09	* OLE MISS	4	2	2	0.5-5	0.5-5
11/7/09	* FURMAN	0	0	0	0.0-0	0.0-0
11/14/09	at Georgia					
11/27/09	ALABAMA					



**MIKE SLADE** #11 DB  
6-3 · 192 · So. · 1L  
Tallahassee, Fla. (Lincoln Communications)

2009 — Recorded three tackles in season opener vs. Louisiana Tech ... Had one tackle vs. Mississippi State ... Totaled two solo tackles vs. Arkansas after missing two games due to injury ... Tallied a pair of tackles, one solo, against Kentucky ... Played, but did not record a tackle vs. LSU ... Filled in for injured Zac Etheridge and matched career-high with three tackles vs. Ole Miss ... Broke up a pass and totaled two solo stops vs. Furman.

## SLADE' CAREER DEFENSIVE STATS

YEAR	G/GS	TT	UT	AT	TFL-YDS	QBS-YDS	FF/FR	PD	I/YDS
2008	12/0	8	2	6	0.0-0	0.0-0	0/0	0	0/0
2009	8/0	13	8	5	0.0-0	0.0-0	0/0	1	0/0
<b>Totals</b>	<b>20/0</b>	<b>21</b>	<b>10</b>	<b>11</b>	<b>0.0-0</b>	<b>0.0-0</b>	<b>0/0</b>	<b>1</b>	<b>0/0</b>

## SLADE' GAME-BY-GAME DEFENSIVE STATS

DATE	OPPONENT	TT	UT	AT	PD	INT-YDS
9/5/09	LOUISIANA TECH	3	1	2	0	0-0
9/12/09	MISSISSIPPI STATE	1	0	1	0	0-0
9/19/09	WEST VIRGINIA	0	0	0	0	0-0
9/26/09	BALL STATE					DID NOT PLAY
10/3/09	at Tennessee					DID NOT PLAY
10/10/09	at Arkansas	2	2	0	0	0-0
10/17/09	KENTUCKY	2	1	1	0	0-0
10/24/09	at LSU	0	0	0	0	0-0
10/31/09	OLE MISS	3	2	1	0	0-0
11/7/09	FURMAN	2	2	0	1	0-0
11/14/09	at Georgia					
11/27/09	ALABAMA					



**ERIC SMITH** #32 RB  
5-10 · 237 · So. · 1L  
Seffner, Fla. (Armwood HS)  
Liberal Arts

2009 — Started vs. Mississippi State and rushed for 8 yards on three carries ... Set career high with four receptions and 74 receiving yards vs. West Virginia ... Had long catch of 37 yards ... Rushed seven times for 47 yards against Ball State with a long run of 16 yards ... Caught three passes for 45 yards, with a long reception of 17 yards, in victory over Tennessee ... Had one catch for 21 yards vs. Arkansas ... Caught one pass for 3 yards vs. Kentucky ... Against LSU, led Tigers with three catches and 31 yards with a long catch-and-run of 17 yards ... Caught one pass for 17 yards vs. Ole Miss ... Against Furman, rushed 10 times for 44 yards with a 2-yard TD run and caught four passes for 34 yards ... His 2-yard TD run was first of career.

## SMITH'S CAREER RUSHING STATS

YEAR	G/GS	NO	YDS	AVG	TD	LP/OPPONENT
2008	12/1	21	83	4.0	0	19/Louisiana-Monroe
2009	9/6	20	99	4.9	1	18/Furman
<b>Totals</b>	<b>21/7</b>	<b>41</b>	<b>182</b>	<b>4.4</b>	<b>1</b>	<b>19/Louisiana-Monroe</b>

## SMITH'S CAREER RECEIVING STATS

YEAR	G/GS	NO	YDS	AVG	TD	LP/OPPONENT
2008	12/1	2	3	1.5	0	2/Arkansas
2009	9/6	17	225	13.2	0	37/West Virginia
<b>Totals</b>	<b>21/7</b>	<b>19</b>	<b>228</b>	<b>12.0</b>	<b>0</b>	<b>37/West Virginia</b>

## SMITH'S GAME-BY-GAME RECEIVING STATS

DATE	OPPONENT	REC	YDS	AVG	TD	TD REC
9/5/09	LOUISIANA TECH					
9/12/09	* MISSISSIPPI STATE	0	0	0.0	0	--
9/19/09	* WEST VIRGINIA	4	74	18.5	0	--
9/26/09	BALL STATE	0	0	0.0	0	--
10/3/09	at Tennessee	3	45	13.0	0	--
10/10/09	* at Arkansas	1	21	21.0	0	--
10/17/09	* KENTUCKY	1	3	3.0	0	--
10/24/09	at LSU	3	31	10.3	0	--
10/31/09	* OLE MISS	1	17	17.0	0	--
11/7/09	* FURMAN	4	34	8.5	0	--
11/14/09	at Georgia					
11/27/09	ALABAMA					


# The Players

## SMITH'S GAME-BY-GAME RUSHING STATS

DATE	OPPONENT	ATT	YDS	Avg.	TD	TD Runs
9/5/09	LOUISIANA TECH	DID NOT PLAY				
9/12/09	* MISSISSIPPI STATE	3	8	2.7	0	--
9/19/09	* WEST VIRGINIA	0	0	0.0	0	--
9/26/09	BALL STATE	7	47	6.7	0	--
10/3/09	at Tennessee	0	0	0.0	0	--
10/10/09	* at Arkansas	0	0	0.0	0	--
10/17/09	* KENTUCKY	0	0	0.0	0	--
10/24/09	at LSU	0	0	0.0	0	--
10/31/09	OLE MISS	0	0	0.0	0	--
11/7/09	* FURMAN	10	44	4.4	1	2
11/14/09	at Georgia					
11/27/09	ALABAMA					

## STEVENS' GAME-BY-GAME DEFENSIVE STATS

DATE	OPPONENT	TT	UT	AT	TFL-YDS	QBS-YDS
9/5/09	* LOUISIANA TECH	8	6	2	1.5-3	1.0-2
9/12/09	* MISSISSIPPI STATE	7	4	3	2.0-4	0.0-0
9/19/09	* WEST VIRGINIA	11	8	3	0.0-0	0.0-0
9/26/09	* BALL STATE	6	4	2	0.5-12	0.5-12
10/3/09	at Tennessee	11	5	6	1.0-1	0.0-0
10/10/09	* at Arkansas	12	9	3	0.0-0	0.0-0
10/17/09	* KENTUCKY	7	3	4	0.5-1	0.0-0
10/24/09	* at LSU	7	3	4	0.0-0	0.0-0
10/31/09	* OLE MISS	8	5	3	1.5-3	0.0-0
11/7/09	* FURMAN	2	2	0	0.0-0	0.0-0
11/14/09	at Georgia					
11/27/09	ALABAMA					
11/29/08	at Alabama					



**CRAIG STEVENS** #46  
**LB**  
 6-3 · 223 · Jr. · 2L  
 Tallahassee, Fla. (Lincoln)  
 Business Management

**Career** — Has started 23 consecutive games ... Three double-digit tackle performances, all in 2009.

**2009** — *Seventh in SEC/81st in NCAA in tackles per game, 7.9 tpg ... T-36th in NCAA in solo tackles per game, 5.0 ... Named SEC Defensive Player of the Week (9/21) ... Phil Steele's Third-Team Midseason All-SEC ... Started at linebacker in season opener vs. Louisiana Tech and tied career high eight tackles ... Also had 1.5 TFLs (minus 3 yards) and 1.0 sack (minus 2 yards) ... Sack was first of career ... Against Mississippi State, had 2.0 TFLs (minus 4 yards) with seven tackles, four solo ... Picked off first career pass and returned it 15 yards for first career TD vs. West Virginia ... INT gave Auburn 41-30 lead with 3:20 left in game ... Also had career-high 11 tackles, eight solo, vs. WVA ... Against Ball State, racked up half a sack (minus 12 yards), one forced fumble, one QB hurry and six total tackles, with four solo stops ... Forced fumble was first since 2007 (Mississippi State) ... Led Tigers, and tied career-high, with 11 tackles in win over Tennessee ... Also had one QB hurry, one pass break-up and a TFL (minus 1 yard) against the Vols ... Against Arkansas, set career high and led team with 12 tackles ... Nine tackles were solo stops ... Against Kentucky, had a QB hurry, half a TFL (minus 1 yard) and seven total tackles ... Against LSU, recovered a fumble and totaled seven tackles, three solo ... Had one QB hurry, 1.5 TFLs (minus 3 yards) and eight total tackles vs. Ole Miss ... Five of eight tackles were solo vs. Rebels ... In limited playing time, logged two solo stops vs. Furman ... *Has at least half a TFL in six of 10 games this season.**

## STEVENS' CAREER DEFENSIVE STATS

YEAR	G/GS	TT	UT	AT	TFL-YDS	QBS-YDS	FF/FR	PD	I/YDS
2006	3/0	6	3	3	1.0-1	0.0-0	0/0	0	0-0
2007	10/8	35	20	15	0.0-0	0.0-0	1/0	1	0-0
2008	12/12	54	31	23	0.5-1	0.0-0	0/1	2	0-0
2009	10/10	79	50	29	7.0-24	1.5-14	1/1	3	1-15
<b>Totals</b>	<b>35/30</b>	<b>174</b>	<b>104</b>	<b>70</b>	<b>8.5-26</b>	<b>1.5-44</b>	<b>2/2</b>	<b>6</b>	<b>1-15</b>

## STEVENS' CAREER GAME HIGH STATS

	No.	Opponent	Date
Tackles	12	Arkansas	10/10/09
Sacks	1.0	Louisiana Tech	9/5/09
TFL	2.0	Mississippi State	9/12/09



**JOHN SULLEN** #71  
**OL**  
 6-6 · 346 · Fr. · HS  
 Auburn, Ala. (Auburn)  
 Undecided

**2009** — Saw game action in season opener vs. Louisiana Tech ... Did not give up a sack in limited action vs. Mississippi State ... Made first career start against Ball State ... Saw extensive playing time vs. Furman, picking up two knockdown blocks ... Totaled 4.5 knockdown blocks against Ball State ... Has seen playing time in every game.



**BEN TATE** #44  
**RB**  
 5-11 · 218 · Sr. · 3L  
 Newark, Md. (Snow Hill)  
 Graduate

**CAREER** — Eleven 100-yard rushing games, including three 150-yard rushing games (156 vs. Tulane, 2006; 157 vs. Mississippi State, 2009; 184 vs. Arkansas, 2009) ... Fifth player in AU history to record 3,000 yards rushing ... Fifth on career rushing list with 3,101 yards ... Needs 267 yards to tie Joe Cribbs (1976-79) for 4th with 3,368 yards.

**2009** — *Maxwell Outstanding Player Award watch list ... Third in SEC/12th in NCAA in rushing with 114.2 ypg ... Fifth in SEC/38th in NCAA in all-purpose yards, 134.8 ypg ... Ninth in SEC in scoring (TD's), 4.8 ppg ... Phil Steele's Second-Team Midseason All-SEC ... Rushed for 117 yards on 20 carries in season opener vs. Louisiana Tech ... Also had a pair of pass receptions for 10 yards vs. Tech ... Set career best with 157 rushing yards vs. Mississippi State ... Also had one rushing TD from 35-yards out ... Ran 19 times for 75 yards with a long rush of 16 yards vs. West Virginia ... Against Ball State, netted 63 yards rushing on 13 attempts and grabbed three passes for 18 yards ... Returned two kickoffs for 58 yards, with a long of 36 yards ... Led Tigers with 139 all-purpose yards vs. Ball State ... Rushed for game-high 128 yards on 25 carries vs. Tennessee ... Had 11-yard TD run in second quarter vs. Vols ... Totaled 180 all-purpose yards vs. UT, with 17 receiving yards and 35 kickoff return yards ... Set career high and posted fourth 100-yard rushing effort of season with 184 yards on 22 carries vs. Arkansas ... Scored on career-long run of 60 yards and had a 1-yard TD run vs. Razorbacks ... Totaled 228 all-purpose yards vs. Hogs, adding 16 receiving yards and 28 kick return yards ... Led all rushers with 132 yards on a career-best 31 carries against Kentucky ... Scored on 1-yard run vs. UK ... Against LSU, rushed 18 times for 67 yards and returned one kickoff for 18 yards ... Rushed for 144 yards on 25 carries vs. Ole Miss ... Gave Tigers a 31-7 lead with a 53-yard TD run in third quarter, his 20th career rushing score ... Playing in first half only vs.*

# The Players

Furman, rushed for 75 yards on 12 carries with a pair of TD's ... TD runs came from 9-yards and 5-yards out.

## TATE'S CAREER RUSHING STATS

YEAR	G/GS	NO	YDS	AVG	TD	LP/OPPONENT
2006	9/0	54	392	7.3	3	42/Buffalo
2007	13/7	202	903	4.5	8	44/Vanderbilt
2008	12/2	159	664	4.2	3	49/Louisiana-Monroe
2009	10/7	205	1142	5.6	8	60/Arkansas
<b>Totals</b>	<b>44/16</b>	<b>620</b>	<b>3101</b>	<b>5.0</b>	<b>22</b>	<b>60/Arkansas</b>

## TATE'S CAREER GAME HIGH STATS

	No.	Opponent	Date
Rush Attempts	31	Kentucky	10/17/09
Rush Yards	184	Arkansas	10/10/09
Rush TDs	2	3x (last vs. Furman)	11/7/09

## TATE'S GAME-BY-GAME RUSHING STATS

DATE	OPPONENT	ATT	YDS	Avg.	TD	TD Runs
9/5/09	* LOUISIANA TECH	20	117	5.8	0	--
9/12/09	MISSISSIPPI STATE	20	157	7.8	1	35
9/19/09	* WEST VIRGINIA	19	75	3.9	0	--
9/26/09	* BALL STATE	13	63	4.8	0	--
10/3/09	* at Tennessee	25	128	5.1	1	11
10/10/09	* at Arkansas	22	184	8.4	2	1, 60
10/17/09	* KENTUCKY	31	132	4.3	1	1
10/24/09	* at LSU	18	67	3.7	0	--
10/31/09	OLE MISS	25	144	5.8	1	53
11/7/09	FURMAN	12	75	6.2	2	9, 5
11/14/09	at Georgia					
11/27/09	ALABAMA					

## THORPE'S GAME-BY-GAME DEFENSIVE STATS

DATE	OPPONENT	TT	UT	AT	PD	INT-YDS
9/5/09	* LOUISIANA TECH	3	3	0	1	0-0
9/12/09	* MISSISSIPPI STATE	7	5	2	0	0-0
9/19/09	* WEST VIRGINIA	7	5	2	2	1-22
9/26/09	* BALL STATE	6	5	1	0	0-0
10/3/09	* at Tennessee	7	3	4	0	0-0
10/10/09	* at Arkansas	11	8	3	0	0-0
10/17/09	* KENTUCKY	4	3	1	2	0-0
10/24/09	* at LSU	8	2	6	1	0-0
10/31/09	* OLE MISS	2	2	0	1	0-0
11/7/09	* FURMAN	2	1	1	0	0-0
11/14/09	at Georgia					
11/27/09	ALABAMA					



**CHRIS** **#12**  
**TODD** **QB**  
*6-4 · 210 · Sr. · 1L*  
 *Elizabethtown, Ky (Elizabethtown/Hutchinson CC)*  
 *Graduate*

**CAREER** — Is 10-5 as Auburn's starting quarterback ... Has six 200-yard passing games and five multi-TD passing games ... His 17 TD's this season is tied for fourth most in a single season in school history ... Has three games this season with four passing TD's.

**2009** — Named to Maxwell Award and Manning Award Watch Lists ... Set career best with 255 passing yards in season-opening win vs. Louisiana Tech ... Threw TD passes of 93 and 17 yards ... The 93-yard TD pass to Terrell Zachery set AU record for longest offensive play ... Completed 65 percent of passes (17-of-26) vs. Tech ... Threw for 186 yards, hitting 10-of-23 pass attempts in victory over Mississippi State ... Threw four TD passes and 284 yards in win vs. West Virginia ... Had long pass of 82 yards vs. WVA ... Tied AU record and set career-high with five TD passes against Ball State ... Shares record with former AU QB Daniel Cobb who threw five TD passes against Louisiana Tech in 2001 ... Against Ball State, Todd hit 19-of-26 pass attempts for career-high 287 yards and long pass completion of 65 yards to Terrell Zachery ... Threw for 218 yards with a TD in victory over Tennessee ... Completed 19-of-32 passes in win over Vols ... Against Arkansas, threw for 133 yards hitting 15-of-28 pass attempts ... Held to 80 yards passing, hitting 10-of-24 attempts vs. Kentucky ... Against Kentucky, completed 8-of-14 pass attempts for 47 yards ... Threw for 212 yards with a TD vs. Ole Miss ... Hit 12-of-22 pass attempts vs. Rebels and had one quick kick (punt) that pinned Rebels at the 2-yard line ... Against Furman, completed 17-of-18 passes for 256 yards and four touchdowns - all in the first half - while beginning the game with 14 consecutive completions ... Broke the Auburn single-game records for completion percentage with a minimum of 10 and 15 attempts, completing 94.4 percent of his throws.

### SEC/NCAA Rankings:

Passing Avg/Game: 6th / 61st, 195.8 ypg  
 Total Offense: 9th / 80th, 188.2 ypg  
 Pass Efficiency: 5th / 22nd, 146.5  
 Passing Yards: 39th, 1490 (NCAA only)

## TODD'S CAREER PASSING STATS

YEAR	G/GS	CMP	ATT	PCT	YDS	INT	TD	LP/OPPONENT
2006 (TTU)	5/0	25	35	71.4	241	0	1	48/SE Louisiana
2008	7/5	86	156	55.1	903	6	5	58/LSU
2009	10/10	143	244	58.6	1958	3	17	93/Louisiana Tech
<b>Totals</b>	<b>22/20</b>	<b>254</b>	<b>425</b>	<b>59.8</b>	<b>3,100</b>	<b>9</b>	<b>23</b>	<b>93/Louisiana Tech</b>

## TODD'S CAREER GAME PASSING HIGHS

	No.	Opponent	Date
Completions	21	Southern Miss	9/6/08
Attempts	32	LSU	9/20/08
Yards	287	Ball State	9/26/09
Touchdowns	5	Ball State	9/26/09
Interceptions	2	LSU	9/20/08

**NEIKO** **#15**  
**THORPE** **DB**  
*6-2 · 176 · So. · 1L*  
 *Tucker, Ga. (HS)*  
 *Liberal Arts*

**CAREER** — Has one return for touchdown, a 69-yard blocked FG vs. Kentucky (10/17/09).

**2009** — 33rd in SEC in tackles per game, 5.7 tpg ... T-11th in SEC/T-65th in NCAA in passes defended per game, 0.80 ... Phil Steele's Third-Team Midseason All-SEC ... Started at cornerback in season opener vs. Louisiana Tech ... Broke up one pass and recorded three solo tackles vs. Tech ... Totaled seven tackles, five solo, in victory over Mississippi State ... Intercepted a pass, broke-up two passes and had seven tackles vs. West Virginia ... The pick vs. WVA ended a scoring threat at the AU 25-yard line ... Against Ball State, totaled six tackles with five solo stops ... Registered seven tackles in win over Tennessee ... Against Arkansas, set a career high with 11 tackles ... Eight of 11 tackles were solo stops ... Recovered blocked field goal attempt and returned it 69 yards for TD against Kentucky ... Also broke up two passes and totaled four tackles vs. UK ... Against LSU, broke up pass and totaled eight tackles ... Forced a fumble and broke up one pass vs. Ole Miss ... Had a pair of solo tackles vs. Rebels ... In limited time vs. Furman, logged two tackles, one solo.

## THORPE'S CAREER DEFENSIVE STATS

YEAR	G/GS	TT	UT	AT	TFL-YDS	QBS-YDS	FF/FR	PD	I/YDS
2008	11/1	29	20	9	0.0-0	0.0-0	1/0	6	2-101
2009	10/10	57	37	20	0.0-0	0.0-0	1/0	7	1-22
<b>Totals</b>	<b>21/11</b>	<b>86</b>	<b>57</b>	<b>29</b>	<b>0.0-0</b>	<b>0.0-0</b>	<b>1/0</b>	<b>13</b>	<b>3-123</b>

## THORPE'S CAREER GAME HIGH STATS

	No.	Opponent	Date
Tackles	11	Arkansas	10/10/09
Interceptions	1	3x (last vs. West Virginia)	9/19/09

# The Players

## TODD'S GAME-BY-GAME PASSING STATS

DATE	OPPONENT	CMP	ATT	YDS	INT	TD	TD Pass
9/5/09	* LOUISIANA TECH	17	26	255	0	2	93, 17
9/12/09	* MISSISSIPPI STATE	10	23	186	0	0	--
9/19/09	* WEST VIRGINIA	16	31	284	1	4	16, 4, 82, 17
9/26/09	* BALL STATE	19	26	287	0	5	6, 46, 65, 26, 36
10/3/09	* at Tennessee	19	32	218	0	1	11
10/10/09	* at Arkansas	15	28	133	0	0	--
10/17/09	* KENTUCKY	10	24	80	1	0	--
10/24/09	* at LSU	8	14	47	1	0	--
10/31/09	* OLE MISS	12	22	212	0	1	28
11/7/09	* FURMAN	17	18	256	0	4	6, 24, 23, 41
11/14/09	at Georgia						
11/27/09	ALABAMA						



**DEMOND** #14  
**WASHINGTON** DB  
 5-9 · 185 · Jr. · JC  
 Tallassee, Ala. (Mississippi Gulf Coast CC)  
 Undecided

2009 — Had one QB hurry and registered two tackles vs. Louisiana Tech ... Recorded two assisted tackles with one QB hurry in SEC opener vs. Mississippi State ... Notched first career sack, for minus 12 yards, to go with five total tackles and one QB hurry vs. West Virginia ... Broke up one pass and totaled two tackles against Ball State ... Had four tackles, two solo, in win over Tennessee ... Registered one QB hurry and two tackles vs. Arkansas ... Broke up a pass and had two solo tackles vs. Kentucky ... Against LSU, broke up a pass and totaled a pair of solo tackles ... Had one tackle vs. Ole Miss ... Against Furman, made first career start and had three solo tackles in limited playing time.

## WASHINGTON'S CAREER DEFENSIVE STATS

YEAR	G/GS	TT	UT	AT	TFL-YDS	QBS-YDS	FF/FR	PD	I/YDS
2009	10/1	25	16	9	1.0-12	1.0-12	0/0	3	0/0

## WASHINGTON'S GAME-BY-GAME DEFENSIVE STATS

DATE	OPPONENT	TT	UT	AT	PD	INT-YDS
9/5/09	LOUISIANA TECH	2	1	1	0	0-0
9/12/09	MISSISSIPPI STATE	2	0	2	0	0-0
9/19/09	WEST VIRGINIA	5	3	2	0	0-0
9/26/09	BALL STATE	2	2	0	1	0-0
10/3/09	at Tennessee	4	2	2	0	0-0
10/10/09	at Arkansas	2	1	1	0	0-0
10/17/09	KENTUCKY	2	2	0	1	0-0
10/24/09	at LSU	2	2	0	1	0-0
10/31/09	OLE MISS	1	0	1	0	0-0
11/7/09	* FURMAN	3	3	0	0	0-0
11/14/09	at Georgia					
11/27/09	ALABAMA					



**TERRELL** #81  
**ZACHERY** WR  
 6-1 · 203 · Jr. · 1L  
 Wadley, Ala. (Wadley)  
 Public Administration

2009 — Earned first career start in season opener vs. Louisiana Tech ... Hauled in 93-yard TD pass from QB Chris Todd that set AU record for longest offensive play in school history ... Finished with 3 catches for 98 yards vs. Tech ... Hauled in two passes for 41 yards, with a long reception of 33 yards, in victory over Mississippi State ... Caught one pass for 15 yards and returned three kickoffs for 49 yards vs. West Virginia ... Set career-high with 122 receiving yards, five receptions and a pair of TD's in victory over Ball State ... Had TD catches of 46 and 65 yards ... Is averaging 68.0 yards per TD catch this season ... Caught two passes for 28 yards including 11-yard TD grab in win over Tennessee ... Had long catch of 17 yards vs. UT ... Against Arkansas, totaled 101 all-purpose yards with 25 yards receiving, 60 yards rushing and 16 yards on kick returns ... The 60-yard rush was to 2-yard line and set up AU touchdown ... Led Tigers with four catches against Kentucky, totaling 24 yards ... Held to just one catch for 1 yard vs. LSU ... Made two catches for team-high 83 yards vs. Ole Miss ... Catches went for 42 and 41 yards ... Played, but did not have a catch vs. Furman ... Has caught at least one pass in nine of 10 games.

**TOMMY** #5  
**TROTT** TE  
 6-5 · 243 · Sr. · 3L  
 Montgomery, Ala. (Trinity Presbyterian)  
 Graduate



2009 — John Mackey Tight End Award watch list ... Started at tight end but did not record a catch in season opener vs. Louisiana Tech ... Did not record a catch before leaving with knee injury vs. Mississippi State ... Caught two passes for 20 yards with a long catch of 11 yards vs. West Virginia ... Had one catch vs. Ball State, a 6-yard TD reception in first quarter ... TD grab was first since 2006 (Tulane) ... Caught one pass for 13 yards to give AU a first down vs. Tennessee ... Recorded season-high three catches vs. Arkansas for 16 yards ... Made season-long catch of 15 yards vs. LSU, was only reception of game ... Caught one pass, a 14-yard TD grab from Kodi Burns in third quarter vs. Ole Miss ... TD gave Tigers 17-7 lead ... Had one grab, a season-long catch of 26 yards in limited time vs. Furman.

## TROTT'S CAREER RECEIVING STATS

YEAR	G/GS	NO	YDS	AVG	TD	LP/OPPONENT
2005	2/0	0	0	0.0	0	-
2006	13/9	10	94	9.4	2	27/Tulane
2007	13/2	4	35	8.8	0	16/Vanderbilt
2008	11/11	20	201	10.1	0	33/Arkansas
2009	10/9	10	110	11.0	2	26/Furman
<b>Totals</b>	<b>49/31</b>	<b>44</b>	<b>440</b>	<b>10.0</b>	<b>4</b>	<b>33/Arkansas</b>

## TROTT'S CAREER GAME HIGH STATS

	No.	Opponent	Date
Receptions	4	2x (last vs. Ole Miss)	11/1/08
Rec. Yards	44	Southern Miss	9/6/08
Rec. TDs	1	4x (last vs. Ole Miss)	10/31/09

## TROTT'S GAME-BY-GAME STATS

DATE	OPPONENT	REC	YDS	AVG	TD	TD REC
9/5/09	* LOUISIANA TECH	0	0	0.0	0	--
9/12/09	* MISSISSIPPI STATE	0	0	0.0	0	--
9/19/09	* WEST VIRGINIA	2	20	10.0	0	--
9/26/09	BALL STATE	1	6	6.0	1	6
10/3/09	* at Tennessee	1	13	13.0	0	--
10/10/09	* at Arkansas	3	16	5.3	0	--
10/17/09	* KENTUCKY	0	0	0.0	0	--
10/24/09	* at LSU	1	15	15.0	0	--
10/31/09	* OLE MISS	1	14	14.0	1	14
11/7/09	* FURMAN	1	26	26.0	0	--
11/14/09	at Georgia					
11/27/09	ALABAMA					

# The Players

## ZACHERY'S CAREER RECEIVING STATS

YEAR	G/GS	NO	YDS	AVG	TD	LP/OPPONENT
2007	1/0	0	0	0.0	0	NA
2008	12/0	2	24	12.0	0	17/Southern Miss
2009	10/6	22	437	19.8	4	93/Louisiana Tech
<b>Totals</b>	<b>23/6</b>	<b>24</b>	<b>461</b>	<b>19.2</b>	<b>4</b>	<b>93/Louisiana Tech</b>

## ZACHERY'S GAME-BY-GAME RECEIVING STATS

DATE	OPPONENT	REC	YDS	AVG	TD	TD REC
9/5/09	* LOUISIANA TECH	3	98	32.7	1	93
9/12/09	MISSISSIPPI STATE	2	41	20.5	0	--
9/19/09	* WEST VIRGINIA	1	15	15.0	0	--
9/26/09	* BALL STATE	5	122	24.4	2	46, 65
10/3/09	* at Tennessee	2	28	14.0	1	11
10/10/09	at Arkansas	2	25	12.5	0	--
10/17/09	* KENTUCKY	4	24	8.0	0	--
10/24/09	* at LSU	1	1	1.0	0	--
10/31/09	OLE MISS	2	83	41.5	0	--
11/7/09	FURMAN	0	0	0.0	0	--
11/14/09	at Georgia					
11/27/09	ALABAMA					



**LEE**

**#73**

**ZIEMBA**

**OL**

*6-8 · 308 · Jr. · 2L*

*Rogers, Ark. (Rogers)*

*History*

**Career** — Has started 33 consecutive games on the offensive line.

**2009** — *Phil Steele's Second-Team Midseason All-SEC* ... Started at tackle in season opener vs. Louisiana Tech and recorded eight knockdown blocks .. Did not allow a sack on 27 pass attempts vs. Tech ... Against Mississippi State, did not allow a sack in 24 pass attempts and had a team-high 9.5 knockdown blocks ... Led offensive line with nine knockdown blocks vs. West Virginia ... Played every offensive snap vs. Mountaineers ... Had a pair of knockdown blocks vs. Ball State ... Finished with second-most knockdown blocks vs. Tennessee with seven ... Recorded second-most knockdown blocks vs. Arkansas, totaling 8.5 ... Against Kentucky, had five knockdown blocks and helped Tigers rush for 220 yards ... Finished with six knockdown blocks vs. LSU ... Totaled a team-best seven knockdown blocks vs. Ole Miss ... Playing just the first half vs. Furman, had five knockdown blocks ... Has 67 knockdown blocks, second most on team, for the season ... Is part of line that has allowed 12 sacks in 276 pass attempts this season.

# Auburn Career Records Update

## Rushing Attempts

Player	Seasons	Yards	Avg	Att
1. Carnell Williams.....	2001-04	3831	5.31	741
2. Joe Cribbs .....	1976-79	3368	5.13	657
3. Bo Jackson.....	1982-85	4303	6.62	650
4. James Brooks.....	1977-80	3523	5.67	621
<b>5. Ben Tate.....</b>	<b>2006-pres.</b>	<b>3101</b>	<b>5.00</b>	<b>620</b>
6. Stacy Danley.....	1987-90	2427	4.61	526
7. Ronnie Brown.....	2000-04	2707	5.28	513
8. Stephen Davis.....	1993-95	2811	5.76	488
9. Secdrick McIntyre.....	1973-76	1992	4.31	462
10. Phil Gargis.....	1974-76	1884	4.13	456

## Rushing Yardage

Player	Seasons	Att	Avg	Yards
1. Bo Jackson.....	1982-85	650	6.62	4303
2. Carnell Williams.....	2001-04	741	5.17	3831
3. James Brooks.....	1977-80	621	5.67	3523
4. Joe Cribbs .....	1976-79	657	5.13	3368
<b>5. Ben Tate.....</b>	<b>2006-pres.</b>	<b>620</b>	<b>5.00</b>	<b>3101</b>
6. Stephen Davis.....	1993-95	488	5.76	2811
7. Brent Fullwood.....	1983-86	390	7.15	2789
8. Ronnie Brown.....	2000-04	513	5.28	2707
8. Stacy Danley.....	1987-90	526	4.61	2427
10. James Joseph.....	1986-90	452	5.17	2264
11. Kenny Irons.....	2005-06	454	4.81	2186
12. James Bostic.....	1991-93	396	5.26	2084
13. Lionel James.....	1980-83	348	6.14	2068
14. Secdrick McIntyre.....	1973-76	462	4.31	1992
15. Fob James.....	1952-55	317	6.03	1913
16. Phil Gargis.....	1973-76	456	4.13	1884
17. Tommie Agee.....	1983-86	356	4.87	1735
18. Jimmy Sidle.....	1962-64	326	5.22	1703
19. Brad Lester.....	2004-pres.	371	4.55	1689
20. Joe Childress.....	1953-55	321	5.19	1667

## Rushing Touchdowns

Player	Seasons	Att	Yards	Avg	TD
1. Carnell Williams.....	2001-04	741	3831	5.17	45
2. Bo Jackson.....	1982-85	650	4303	6.62	43
3. Joe Cribbs .....	1976-79	657	3368	5.13	34
4. Stephen Davis.....	1993-95	488	2811	5.76	30
5. Ronnie Brown.....	2000-04	513	2707	5.28	29
6. Brent Fullwood.....	1983-86	390	2789	7.15	24
James Brooks.....	1977-80	621	3523	5.67	24
8. Reggie Ware.....	1984-87	231	768	3.32	23
<b>9. Ben Tate.....</b>	<b>2006-pres.</b>	<b>620</b>	<b>3101</b>	<b>5.00</b>	<b>22</b>
10. Brad Lester.....	2004-08	371	1689	4.55	19

## Yards Per Game (Min. 18 games)

Player	Seasons	Yards	Games	Yds/Gm
1. Bo Jackson.....	1982-85	4303	38	113.2
2. Kenny Irons.....	2005-06	2186	23	95.0
3. James Brooks.....	1977-80	3523	38	92.7
4. Carnell Williams.....	2001-04	3831	42	91.2
5. Stephen Davis.....	1993-95	2811	31	90.7
6. Joe Cribbs .....	1976-79	3368	38	88.6
7. Curtis Kuykendall.....	1944-45	1619	18	89.9
8. Brent Fullwood.....	1983-86	2789	39	71.5
<b>9. Ben Tate.....</b>	<b>2006-pres.</b>	<b>3101</b>	<b>44</b>	<b>70.5</b>
10. Secdrick McIntyre.....	1973-76	1992	29	68.7

## All-Purpose Yards

Player	Seasons	Rush	Rec	KR	PR	Yards
1. James Brooks.....	1977-80	3523	219	1726	128	5596
2. Carnell Williams.....	2001-04	3831	342	609	302	5084
3. Bo Jackson.....	1982-85	4303	272	317	0	4892
4. Joe Cribbs .....	1976-79	3368	268	597	328	4561
5. Thomas Bailey.....	1991-94	-5	1243	1520	1170	3928
6. Brent Fullwood.....	1983-86	2789	77	892	0	3758
<b>7. Ben Tate.....</b>	<b>2006-pres.</b>	<b>3101</b>	<b>298</b>	<b>186</b>	<b>0</b>	<b>3585</b>
8. Ronnie Brown.....	2000-04	2707	688	15	0	3390
9. Stephen Davis.....	1993-95	2811	342	25	0	3178
10. James Joseph.....	1987-90	2264	721	136	0	3121

## Pass Completions

Player	Seasons	Att	Yards	Comp
1. Stan White.....	1990-93	1231	8016	659
2. Jason Campbell.....	2001-04	854	7299	552
3. Brandon Cox.....	2004-07	927	6959	550
4. Pat Sullivan.....	1969-71	819	6284	452
5. Dameyune Craig.....	1994-97	782	6026	427
6. Patrick Nix.....	1992-95	656	4957	386
7. Ben Leard.....	1997-00	592	4289	359
8. Reggie Slack.....	1986-89	585	4697	346
9. Jeff Burger.....	1984-87	538	4082	331
<b>10. Chris Todd.....</b>	<b>2008-pres.</b>	<b>400</b>	<b>2861</b>	<b>229</b>

## Completion Percentage (Min. 150 Attempts)

Player	Seasons	Att	Comp	Pct
1. Jason Campbell.....	2001-04	854	552	.646
2. Jeff Burger.....	1984-87	538	331	.615
3. Ben Leard.....	1997-00	592	359	.606
4. Brandon Cox.....	2004-07	927	550	.593
5. Reggie Slack.....	1986-89	585	346	.591
6. Patrick Nix.....	1992-95	656	386	.588
<b>7. Chris Todd.....</b>	<b>2008-pres.</b>	<b>400</b>	<b>229</b>	<b>.573</b>
8. Pat Sullivan.....	1969-71	819	452	.552
9. Dameyune Craig.....	1994-97	782	427	.546
10. Daniel Cobb.....	2000-02	314	170	.541

## Touchdown Passes

Player	Seasons	Yards	Int	TD
1. Pat Sullivan.....	1969-71	6284	39	53
2. Jason Campbell.....	2001-04	7299	24	45
3. Brandon Cox.....	2004-07	6959	32	42
4. Stan White.....	1990-93	8016	52	40
5. Dameyune Craig.....	1994-97	6026	24	39
6. Patrick Nix.....	1992-95	4957	16	31
7. Ben Leard.....	1997-00	4289	18	28
8. Loran Carter.....	1966-68	3129	47	25
9. Jeff Burger.....	1984-87	4082	21	24
10. Reggie Slack.....	1986-89	4697	23	23
-- <b>Chris Todd.....</b>	<b>2008-pres.</b>	<b>2861</b>	<b>9</b>	<b>22</b>

## Yards Per Attempt (min. 200 attempts)

Player	Seasons	Att	Yards	Yds/Att
1. Jason Campbell.....	2001-04	854	7299	8.546
2. Reggie Slack.....	1986-89	585	4697	8.029
3. Dameyune Craig.....	1994-97	782	6026	7.706
4. Pat Sullivan.....	1969-71	819	6284	7.673
5. Jeff Burger.....	1984-87	538	4082	7.587
6. Patrick Nix.....	1992-95	656	4957	7.556
7. Brandon Cox.....	2004-07	927	6959	7.507
8. Daniel Cobb.....	2000-02	314	2350	7.484
9. Ben Leard.....	1997-00	592	4289	7.245
<b>10. Chris Todd.....</b>	<b>2008-pres.</b>	<b>400</b>	<b>2861</b>	<b>7.153</b>

# Auburn Career Records Update

## Scoring

Player	Seasons	TD	FG	PAT	Pts
1. John Vaughn	2003-06	0	50	162	312
2. Carnell Williams	2001-04	46	0	0	276
3. Bo Jackson	1982-85	45	0	*2	274
4. Damon Duval	1999-02	1	45	125	266
5. Al Del Greco	1980-83	0	42	110	236
6. Win Lyle	1987-89	0	45	95	230
7. <b>Wes Byrum</b>	<b>2007-pres.</b>	<b>0</b>	<b>41</b>	<b>100</b>	<b>223</b>
8. Joe Cribbs	1976-79	35	0	*3	216
9. Stephen Davis	1993-95	34	0	0	204
10. Jorge Portela	1977-79	0	38	74	188

\* - two-point conversions

## Most Points Kicking

Player	Seasons	FG	PAT	Pts
1. John Vaughn	2003-06	50	162	312
2. Damon Duval	1999-02	45	125	260
3. Al Del Greco	1980-83	42	110	236
4. Win Lyle	1987-89	45	95	230
5. <b>Wes Byrum</b>	<b>2007-pres.</b>	<b>41</b>	<b>100</b>	<b>223</b>
6. Jorge Portela	1977-79	38	74	188
7. John Riley	1967-69	31	80	173
8. Scott Etheridge	1992-93	34	65	167
9. Gardner Jett	1970-72	23	98	167
10. Jaret Holmes	1996-97	27	79	160
11. Matt Hawkins	1994-95	26	82	160

## Field Goals Made

Player	Seasons	Pct	FGA	FGM
1. John Vaughn	2003-06	.725	69	50
2. Damon Duval	1999-02	.608	74	45
3. Win Lyle	1987-89	.763	59	45
4. Al Del Greco	1980-83	.609	69	42
5. <b>Wes Byrum</b>	<b>2007-pres.</b>	<b>.732</b>	<b>56</b>	<b>41</b>
6. Jorge Portela	1977-79	.613	62	38
7. Scott Etheridge	1992-93	.791	43	34
8. Jim Von Wyl	1990-91	.667	48	32
9. John Riley	1967-69	.492	63	31
10. Jaret Holmes	1996-97	.730	37	27

## Field Goal Percentage (Min. 10 Made)

Player	Seasons	FGM	FGA	Pct
1. Scott Etheridge	1992-93	34	43	.791
2. Matt Hawkins	1994-95	26	33	.788
3. Win Lyle	1987-89	45	59	.763
4. <b>Wes Byrum</b>	<b>2007-pres.</b>	<b>41</b>	<b>56</b>	<b>.732</b>
5. Jaret Holmes	1996-97	27	37	.730
6. John Vaughn	2003-06	50	69	.725
7. Ed Dyas	1958-60	17	24	.708
8. Gardner Jett	1970-72	23	34	.676
9. Jim Von Wyl	1990-91	32	48	.667
10. Robert McGinty	1984	12	18	.667

## PATs Made

Player	Seasons	Pct	Att	Made
1. John Vaughn	2003-06	.994	163	162
2. Damon Duval	1999-02	1.000	125	125
3. Al Del Greco	1980-83	.991	111	110
4. <b>Wes Byrum</b>	<b>2007-pres.</b>	<b>.980</b>	<b>102</b>	<b>100</b>
5. Gardner Jett	1970-72	.942	104	98
6. Win Lyle	1987-89	.990	96	95
7. Matt Hawkins	1994-95	.932	88	82
8. John Riley	1967-69	.860	93	80
9. Jaret Holmes	1996-97	.963	82	79
10. Jorge Portela	1977-79	.949	78	74

## PATs Attempted

Player	Seasons	Made	Pct	Att
1. John Vaughn	2003-06	162	.994	163
2. Damon Duval	1999-02	125	1.000	125
3. Al Del Greco	1980-83	110	.991	111
4. Gardner Jett	1970-72	98	.942	104
5. <b>Wes Byrum</b>	<b>2007-pres.</b>	<b>100</b>	<b>.980</b>	<b>102</b>
6. Win Lyle	1987-89	95	.990	96
7. John Riley	1967-69	80	.860	93
8. Matt Hawkins	1994-95	82	.932	88
9. Jaret Holmes	1996-97	79	.963	82
10. Jorge Portela	1977-79	74	.949	78

## PAT Percentage (Min. 30 made)

Player	Seasons	Made	Att	Pct
1. Damon Duval	1999-02	125	125	1.000
2. Scott Etheridge	1992-93	65	65	1.000
3. John Vaughn	2003-06	162	163	.994
4. Al Del Greco	1980-83	110	111	.991
5. Win Lyle	1987-89	95	96	.990
6. Chris Knapp	1985-86	62	63	.984
7. <b>Wes Byrum</b>	<b>2007-pres.</b>	<b>100</b>	<b>102</b>	<b>.980</b>
8. Neil O'Donoghue	1975-76	32	33	.970
9. Robert McGinty	1984	31	32	.969
10. Jaret Holmes	1996-97	79	82	.963

## Punting Average (Min. 50 punts)

Player	Seasons	No	Yards	Avg
1. Terry Daniel	1992-94	169	7522	44.51
2. Kody Bliss	2003-06	202	8861	43.87
3. Damon Duval	1999-02	227	9842	43.36
4. Jaret Holmes	1996-97	110	4676	42.51
5. Skip Johnston	1977-79	172	7220	41.98
6. Brian Shulman	1986-88	157	6580	41.91
7. Lewis Colbert	1982-85	244	10179	41.72
8. <b>Ryan Shoemaker</b>	<b>2007-pres.</b>	<b>56</b>	<b>2328</b>	<b>41.57</b>
9. <b>Clinton Durst</b>	<b>2008-pres.</b>	<b>117</b>	<b>4842</b>	<b>41.38</b>
10. Tommy Lunceford	1965-67	171	7017	41.04

## Quarterback Sacks (from 1981)

Player	Seasons	Total Yds.	Sacks
1. Quentin Groves	2004-07	169	26.0
2. Gerald Robinson	1982-85	150	26.0
3. <b>Antonio Coleman</b>	<b>2006-pres.</b>	<b>130</b>	<b>21.0</b>
4. Tracy Rocker	1985-88	146	21.0
5. Craig Ogletree	1986-89	117	21.0
6. Reggie Torbor	2000-03	128	18.5
7. Leonardo Carson	1996-99	123	17.0
8. Willie Whitehead	1991-94	108	17.0
9. Marcus Washington	1994-96	108	16.0
10. Gary Walker	1993-94	95	16.0

# Auburn Single Season Records Update

## Touchdown Passes

Player	Year	Att	Comp	Yards	TD
1. Jason Campbell	2004	270	188	2700	20
Pat Sullivan	1971	281	162	2012	20
3. Dameyune Craig	1997	403	216	3277	18
<b>4. Chris Todd</b>	<b>2009</b>	<b>244</b>	<b>143</b>	<b>1958</b>	<b>17</b>
Pat Sullivan	1970	281	167	2586	17
6. Dameyune Craig	1996	310	169	2296	16
Pat Sullivan	1969	257	123	1686	16
8. Brandon Cox	2005	306	177	2324	15
Patrick Nix	1995	331	201	2574	15
10. Brandon Cox	2006	271	163	2198	14
Stan White	1990	338	180	2242	14
Loran Carter	1968	248	112	1487	14

## Highest TD/Interception Ratio (Min. 150 Att.)

Player	Year	TD	Int	Ratio
1. Ben Leard	1999	12	1	12.00
<b>2. Chris Todd</b>	<b>2009</b>	<b>17</b>	<b>3</b>	<b>5.667</b>
3. Randy Campbell	1982	7	2	3.500
4. Jason Campbell	2004	20	7	2.857
5. Brandon Cox	2005	15	8	1.875
6. Patrick Nix	1994	13	7	1.857
7. Pat Sullivan	1971	20	11	1.818
8. Patrick Nix	1995	15	9	1.667
9. Stan White	1993	13	8	1.625
10. Dameyune Craig	1996	16	10	1.600

## Passing Efficiency (Min. 100 Attempts)

Player	Year	Comp	Att	Pct	Yards	TD	Int	Rating
1. Jason Campbell	2004	188	270	.696	2700	20	7	172.89
2. Ben Leard	1999	111	157	.707	1423	12	1	170.78
3. Jason Campbell	2002	94	149	.631	1215	11	5	149.23
4. Pat Sullivan	1970	167	281	.594	2586	17	12	148.16
<b>5. Chris Todd</b>	<b>2009</b>	<b>143</b>	<b>244</b>	<b>.586</b>	<b>1958</b>	<b>17</b>	<b>3</b>	<b>146.55</b>
6. Jeff Burger	1987	178	267	.667	2066	13	9	140.99
7. Brandon Cox	2006	163	271	.601	2198	14	9	138.68
8. Patrick Nix	1995	201	331	.607	2574	15	9	135.60
9. Stan White	1993	164	271	.605	2057	13	8	134.20
10. Pat Sullivan	1971	162	281	.576	2012	20	11	133.46

## Yards Per Attempt (min. 150 Attempts)

Player	Year	Att	Yards	Yds/Att
1. Jason Campbell	2004	270	2700	10.000
2. Pat Sullivan	1970	281	2586	9.203
3. Ben Leard	1999	157	1423	9.064
4. Dameyune Craig	1997	403	3277	8.132
5. Brandon Cox	2006	271	2198	8.111
<b>6. Chris Todd</b>	<b>2009</b>	<b>244</b>	<b>1958</b>	<b>8.025</b>
7. Reggie Slack	1988	279	2230	7.993
8. Reggie Slack	1989	252	1996	7.921
9. Daniel Cobb	2002	150	1175	7.833
10. Patrick Nix	1995	331	2574	7.776

## Yards Per Completion (Min. 75 completions)

Player	Year	Comp	Yards	Yds/Comp
1. Pat Washington	1984	77	1202	15.610
2. Pat Sullivan	1970	167	2586	15.485
3. Loran Carter	1967	86	1307	15.198
4. Dameyune Craig	1997	216	3277	15.171
5. Daniel Cobb	2002	80	1175	14.689
6. Jason Campbell	2004	188	2700	14.362
7. Phil Gargis	1976	80	1118	13.975
8. Gabe Gross	1998	88	1222	13.886
9. Pat Sullivan	1969	123	1686	13.707
<b>10. Chris Todd</b>	<b>2009</b>	<b>143</b>	<b>1958</b>	<b>13.692</b>

## Touchdown Receptions

Player	Year	Rec	TD
1. Terry Beasley	1971	55	12
2. Terry Beasley	1970	52	11
<b>3. Darvin Adams</b>	<b>2009</b>	<b>38</b>	<b>9</b>
Byron Franklin	1980	32	9
Ronney Daniels	1999	56	9
6. Ben Obomanu	2004	25	7
Karsten Bailey	1998	43	7
Karsten Bailey	1997	53	7
Frank Sanders	1994	58	7
Greg Taylor	1990	46	7
Dick Schmalz	1971	44	7
Tim Christian	1968	47	7

## Yards Per Reception (min. 20 Receptions)

Player	Year	Rec	Yards	Yds/Rec
1. Freddy Weygand	1984	32	796	24.88
2. Alexander Wright	1989	30	714	23.80
3. Alvin Bresler	1970	23	530	23.04
4. Devin Aromashodu	2004	24	513	21.38
5. Lawyer Tillman	1986	35	730	20.86
6. Terry Beasley	1970	52	1051	20.21
<b>7. Terrell Zachery</b>	<b>2009</b>	<b>22</b>	<b>437</b>	<b>19.86</b>
8. Chris Woods	1982	21	406	19.33
9. Ronney Daniels	1999	56	1068	19.07
10. Devin Aromashodu	2005	26	494	19.00

## Rushing Attempts

Player	Year	Yards	Avg	Att
1. Rudi Johnson	2000	1567	4.84	324
2. Bo Jackson	1985	1786	6.42	278
3. James Brooks	1980	1314	5.03	261
4. Kenny Irons	2005	1293	5.05	256
5. Joe Cribbs	1978	1205	4.76	253
6. Carnell Williams	2003	1307	5.42	241
7. Carnell Williams	2004	1165	4.87	239
8. Stephen Davis	1994	1263	5.71	221
9. Terry Henley	1972	843	3.90	216
<b>10. Ben Tate</b>	<b>2009</b>	<b>1142</b>	<b>5.57</b>	<b>205</b>

## Rushing Yardage

Player	Year	Att	Avg	Yards
1. Bo Jackson	1985	278	6.42	1786
2. Rudi Johnson	2000	324	4.84	1567
3. Brent Fullwood	1986	167	8.33	1391
4. James Brooks	1980	261	5.03	1314
5. Carnell Williams	2003	241	5.42	1307
6. Kenny Irons	2005	256	5.05	1293
7. Stephen Davis	1994	221	5.71	1263
8. Bo Jackson	1983	158	7.68	1213
9. James Brooks	1979	163	7.41	1208
10. James Bostic	1993	199	6.06	1205
Joe Cribbs	1978	253	4.76	1205
12. Carnell Williams	2004	239	4.87	1165
<b>13. Ben Tate</b>	<b>2009</b>	<b>205</b>	<b>5.57</b>	<b>1142</b>
14. Joe Cribbs	1979	200	5.60	1120
15. Stephen Davis	1995	180	5.93	1068
16. Ronnie Brown	2002	175	5.76	1008
17. Jimmy Sidle	1963	185	5.44	1006
18. Monk Gafford	1942	132	7.61	1004



# Auburn Single Season Records Update

## Most Points Kicking

Player	Year	FG	PAT	Pts
1. John Vaughn.....	2006	20	34	94
2. John Vaughn.....	2004	12	51	87
3. Wes Byrum.....	2007	17	35	86
John Vaughn.....	2005	12	50	86
Scott Etheridge.....	1992	22	20	86
<b>6. Wes Byrum.....</b>	<b>2009</b>	<b>13</b>	<b>43</b>	<b>82</b>
Jaret Holmes.....	1996	13	43	82
Matt Hawkins.....	1995	13	42	81
Scott Etheridge.....	1993	12	45	81
10. Matt Hawkins.....	1994	13	40	79
Chris Knapp.....	1986	10	49	79

## Field Goal Percentage (Min. 10 made)

Player	Year	FGM	FGA	Pct
<b>1. Wes Byrum.....</b>	<b>2009</b>	<b>13</b>	<b>14</b>	<b>.929</b>
2. Matt Hawkins.....	1995	13	15	.867
3. Win Lyle.....	1989	16	19	.842
4. John Vaughn.....	2006	20	24	.833
Gardner Jett.....	1970	10	12	.833
6. Jaret Holmes.....	1997	14	17	.824
7. John Vaughn.....	2004	12	15	.800
Scott Etheridge.....	1993	12	15	.800
9. Win Lyle.....	1987	15	19	.789
10. Scott Etheridge.....	1992	22	28	.786

## PATs Made

Player	Year	Pct	Att	Made
1. John Vaughn.....	2004	.981	52	51
2. John Vaughn.....	2005	1.000	50	50
3. Chris Knapp.....	1986	1.000	49	49
4. Scott Etheridge.....	1993	1.000	45	45
<b>5. Wes Byrum.....</b>	<b>2009</b>	<b>1.000</b>	<b>43</b>	<b>43</b>
Jaret Holmes.....	1996	.956	45	43
7. Matt Hawkins.....	1995	.933	45	42
8. Gardner Jett.....	1970	.932	44	41
9. Damon Duval.....	2002	1.000	40	40
Matt Hawkins.....	1994	.930	43	40

## PATs Attempted

Player	Year	Made	Pct	Att
1. John Vaughn.....	2004	51	.981	52
2. John Vaughn.....	2005	50	1.000	50
3. Chris Knapp.....	1986	49	1.000	49
4. John Riley.....	1969	39	.848	46
5. Jaret Holmes.....	1996	43	.956	45
Matt Hawkins.....	1995	42	.933	45
Scott Etheridge.....	1993	45	1.000	45
8. Gardner Jett.....	1970	41	.932	44
<b>9. Wes Byrum.....</b>	<b>2009</b>	<b>43</b>	<b>1.000</b>	<b>43</b>
Matt Hawkins.....	1994	40	.930	43

## PAT Percentage (Min. 25 made)

Player	Year	Made	Att	Pct
1. John Vaughn.....	2005	50	50	1.000
Chris Knapp.....	1986	49	49	1.000
Scott Etheridge.....	1993	45	45	1.000
<b>Wes Byrum.....</b>	<b>2009</b>	<b>43</b>	<b>43</b>	<b>1.000</b>
Damon Duval.....	2002	40	40	1.000
Al Del Greco.....	1983	36	36	1.000
John Vaughn.....	2006	34	34	1.000
Damon Duval.....	2000	34	34	1.000
Win Lyle.....	1987	32	32	1.000
Damon Duval.....	2001	28	28	1.000
John Vaughn.....	2003	27	27	1.000
Jim Von Wyl.....	1990	27	27	1.000
Win Lyle.....	1989	27	27	1.000
Al Del Greco.....	1980	27	27	1.000
Chris Johnson.....	1985	25	25	1.000

## Touchdowns Responsible For (Rush & Pass)

Player	Season	Rush	Pass	TD
1. Pat Sullivan.....	1970	9	17	26
2. Dameyune Craig.....	1996	8	16	24
3. Jason Campbell.....	2004	3	20	23
Pat Sullivan.....	1969	7	16	23
5. Dameyune Craig.....	1997	4	18	22
Pat Sullivan.....	1971	2	20	22
7. Patrick Nix.....	1994	6	13	19
8. Patrick Nix.....	1995	3	15	18
<b>9. Chris Todd.....</b>	<b>2009</b>	<b>0</b>	<b>17</b>	<b>17</b>
Carnell Williams.....	2003	17	0	17
Stan White.....	1993	4	13	17
Bo Jackson.....	1985	17	0	17
Stephen Davis.....	1995	17	0	17

## Kickoff Return Average (Min. 10 Returns)

Player	Year	Ret	Yards	Avg
1. David Langner.....	1972	13	369	28.28
2. Rick Neel.....	1975	17	478	28.12
3. James Brooks.....	1979	21	577	27.48
4. Tristan Davis.....	2008	24	657	27.38
5. Tristan Davis.....	2006	28	756	27.00
6. Mike Fuller.....	1973	16	420	26.25
7. Markeith Cooper.....	1998	18	447	24.83
<b>8. Onterio McCalebb.....</b>	<b>2009</b>	<b>11</b>	<b>272</b>	<b>24.73</b>
9. Thomas Bailey.....	1991	24	591	24.63
10. Tim Carter.....	2000	19	461	24.26

# 2009 Auburn Football Statistics

RECORD	OVERALL	HOME	AWAY	NEUTRAL
ALL GAMES	7-3	6-1	1-1	0-0
CONFERENCE	3-3	2-1	1-2	0-0
NON-CONFERENCE	4-0	4-0	0-0	0-0

DATE	OPPONENT	W/L	SCORE	ATTEND
09/05/2009	LOUISIANA TECH	W	37-13	81,143
09/12/2009	MISSISSIPPI STATE*	W	49-24	85,269
09/19/2009	WEST VIRGINIA	W	41-30	87,451
09/26/2009	BALL STATE	W	54-30	83,118
10/03/2009	at Tennessee*	W	26-22	102,941
10/10/2009	at Arkansas*	L	23-44	72,559
10/17/2009	KENTUCKY*	L	14-21	86,217
10/24/2009	at #9 LSU*	L	10-31	92,654
10/31/2009	#24 OLE MISS*	W	33-20	84,756
11/7/2009	FURMAN	W	63-31	81,506

TEAM STATISTICS	AU	OPP
SCORING	350	266
Points Per Game	35.0	26.6
FIRST DOWNS	215	199
Rushing	114	88
Passing	92	87
Penalty	9	24
RUSHING YARDAGE	2300	1698
Yards gained rushing	2545	1972
Yards lost rushing	245	274
Rushing Attempts	441	383
Average Per Rush	5.2	4.4
Average Per Game	230.0	169.8
TDs Rushing	20	20
PASSING YARDAGE	2203	1911
Comp-Att-Int	163-276-4	176-325-12
Average Per Pass	8.0	5.9
Average Per Catch	13.5	10.9
Average Per Game	220.3	191.1
TDs Passing	20	12
TOTAL OFFENSE	4503	3609
Total Plays	717	708
Average Per Play	6.3	5.1
Average Per Game	450.3	360.9
KICK RETURNS: #-Yards	48-1047	58-1377
PUNT RETURNS: #-Yards	20-75	9-97
INT RETURNS: #-Yards	12-140	4-41
KICK RETURN AVERAGE	21.8	23.7
PUNT RETURN AVERAGE	3.8	10.8
INT RETURN AVERAGE	11.7	10.2
FUMBLES-LOST	22-11	13-7
PENALTIES-Yards	68-579	48-386
Average Per Game	57.9	38.6
PUNTS-Yards	50-1966	54-2297
Average Per Punt	39.3	42.5
Net punt average	35.4	40.0
TIME OF POSSESSION/Game	28:12	31:48
3RD-DOWN Conversions	58/139	47/144
3rd-Down Pct	42%	33%
4TH-DOWN Conversions	3/11	11/18
4th-Down Pct	27%	61%
SACKS BY-Yards	20-154	12-108
MISC YARDS	80	0
TOUCHDOWNS SCORED	44	34
FIELD GOALS-ATTEMPTS	13-14	11-17
ON-SIDE KICKS	0-0	0-0
RED-ZONE SCORES	31-33 94%	35-37 95%
RED-ZONE TOUCHDOWNS	24-33 73%	25-37 68%
PAT-ATTEMPTS	43-43 100%	29-33 88%
ATTENDANCE	589460	268154
Games/Avg Per Game	7/84209	3/89385
Neutral Site Games		0/0

SCORE BY QUARTERS	1st	2nd	3rd	4th	Total
Auburn	78	98	101	73	350
Opponents	65	60	67	74	266

RUSHING	.GP	Att	Gain	Loss	Net	Avg	TD	Long	Avg/G
Ben Tate	10	205	1172	30	1142	5.6	8	60	114.2
Onterio McCalebb	8	83	486	22	464	5.6	4	62	58.0
Mario Fannin	10	31	268	11	257	8.3	0	32	25.7
Kodi Burns	10	46	160	16	144	3.1	4	19	14.4
Eric Smith	10	20	103	4	99	4.9	1	16	9.9
Terrell Zachery	10	7	104	7	97	13.9	0	60	9.7
Anthony Gulley	8	5	77	0	77	15.4	2	50	7.7
Neil Caudle	5	2	53	0	53	26.5	1	52	10.6
Travante Stallworth	10	4	48	0	48	12.0	0	16	4.8
Davis Hooper	3	3	3	2	1	0.3	0	2	0.3
TEAM	5	4	0	6	-6	-1.5	0	0	-1.2
Chris Todd	10	31	71	147	-76	-2.5	0	12	-7.6
<b>Total</b>	<b>10</b>	<b>441</b>	<b>2545</b>	<b>245</b>	<b>2300</b>	<b>5.2</b>	<b>20</b>	<b>62</b>	<b>230.0</b>
<b>Opponents</b>	<b>10</b>	<b>383</b>	<b>1972</b>	<b>274</b>	<b>1698</b>	<b>4.4</b>	<b>20</b>	<b>79</b>	<b>169.8</b>

PASSING	.G	Effic	Cmp-Att-Int	Pct	Yds	TD	Lng	Avg/G
Chris Todd	10	146.55	143-244-3	58.6	1958	17	93	195.8
Neil Caudle	5	152.90	15-20-1	75.0	170	1	22	34.0
Kodi Burns	10	149.17	5-12-0	41.7	75	2	17	7.5
<b>Total</b>	<b>10</b>	<b>147.12</b>	<b>163-276-4</b>	<b>59.1</b>	<b>2203</b>	<b>20</b>	<b>93</b>	<b>220.3</b>
<b>Opponents</b>	<b>10</b>	<b>108.35</b>	<b>176-325-12</b>	<b>54.2</b>	<b>1911</b>	<b>12</b>	<b>58</b>	<b>191.1</b>

RECEIVING	.G	No.	Yds	Avg	TD	Long	Avg/G
Darvin Adams	10	38	627	16.5	9	41	62.7
Mario Fannin	10	29	328	11.3	3	82	32.8
Terrell Zachery	10	22	437	19.9	4	93	43.7
Eric Smith	10	17	225	13.2	0	37	22.5
Ben Tate	10	14	67	4.8	0	13	6.7
Tommy Trott	10	10	110	11.0	2	26	11.0
DeAngelo Benton	9	6	88	14.7	0	26	9.8
Emory Blake	8	6	48	8.0	0	16	6.0
Philip Lutzenkirchen	10	5	66	13.2	2	21	6.6
Onterio McCalebb	8	5	61	12.2	0	24	7.6
Jay Wisner	10	3	56	18.7	0	24	5.6
Kodi Burns	10	3	18	6.0	0	8	1.8
Travante Stallworth	10	2	21	10.5	0	16	2.1
Quindarius Carr	10	1	32	32.0	0	32	3.2
Derek Winter	10	1	16	16.0	0	16	1.6
Tim Hawthorne	8	1	3	3.0	0	3	0.4
<b>Total</b>	<b>10</b>	<b>163</b>	<b>2203</b>	<b>13.5</b>	<b>20</b>	<b>93</b>	<b>220.3</b>
<b>Opponents</b>	<b>10</b>	<b>176</b>	<b>1911</b>	<b>10.9</b>	<b>12</b>	<b>58</b>	<b>191.1</b>

PUNT RETURNS	.No.	Yds	Avg	TD	Long
Philip Pierre-Louis	11	49	4.5	0	16
Anthony Gulley	5	24	4.8	0	17
Demond Washington	3	7	2.3	0	9
Mario Fannin	1	-5	-5.0	0	0
<b>Total</b>	<b>20</b>	<b>75</b>	<b>3.8</b>	<b>0</b>	<b>17</b>
<b>Opponents</b>	<b>9</b>	<b>97</b>	<b>10.8</b>	<b>1</b>	<b>29</b>

INTERCEPTIONS	.No.	Yds	Avg	TD	Long
Walter McFadden	4	54	13.5	1	29
Neiko Thorpe	1	22	22.0	0	22
Josh Bynes	1	5	5.0	0	5
Dee Ford	1	3	3.0	0	3
T'Sharvan Bell	1	0	0.0	0	0
Daren Bates	1	0	0.0	0	0
Antonio Coleman	1	20	20.0	1	20
Jake Ricks	1	21	21.0	0	21
Craig Stevens	1	15	15.0	1	15
<b>Total</b>	<b>12</b>	<b>140</b>	<b>11.7</b>	<b>3</b>	<b>29</b>
<b>Opponents</b>	<b>4</b>	<b>41</b>	<b>10.2</b>	<b>0</b>	<b>21</b>

# 2009 Auburn Football Statistics

KICK RETURNS	No.	Yds	Avg	TD	Long
Mario Fannin	12	263	21.9	0	35
Onterio McCalebb	11	272	24.7	0	52
Philip Pierre-Louis	7	122	17.4	0	34
Ben Tate	5	139	27.8	0	36
Terrell Zachery	4	65	16.2	0	19
Demond Washington	3	85	28.3	0	35
Harry Adams	2	53	26.5	0	27
Eric Smith	2	17	8.5	0	14
Anthony Gulley	1	24	24.0	0	24
Tommy Trott	1	7	7.0	0	7
<b>Total</b>	<b>48</b>	<b>1047</b>	<b>21.8</b>	<b>0</b>	<b>52</b>
<b>Opponents</b>	<b>58</b>	<b>1377</b>	<b>23.7</b>	<b>1</b>	<b>82</b>

FUMBLE RETURNS	No.	Yds	Avg	TD	Long
Neiko Thorpe	0	0	0.0	1	0
<b>Total</b>	<b>0</b>	<b>0</b>	<b>0.0</b>	<b>1</b>	<b>0</b>
<b>Opponents</b>	<b>1</b>	<b>1</b>	<b>1.0</b>	<b>0</b>	<b>1</b>

SCORING	TD	FGs	PATs					Saf	Points
			Kick	Rush	Rcv	Pass	DXP		
Wes Byrum	0	13-14	43-43	0-0	0	0-0	0	0	82
Darvin Adams	9	0-0	0-0	0-0	0	0-0	0	0	54
Ben Tate	8	0-0	0-0	0-0	0	0-0	0	0	48
Terrell Zachery	4	0-0	0-0	0-0	0	0-0	0	0	24
Onterio McCalebb	4	0-0	0-0	0-0	0	0-0	0	0	24
Kodi Burns	4	0-0	0-0	0-0	0	0-0	0	0	24
Mario Fannin	3	0-0	0-0	0-0	0	0-0	0	0	18
Philip Lutzenkirchen	2	0-0	0-0	0-0	0	0-0	0	0	12
Anthony Gulley	2	0-0	0-0	0-0	0	0-0	0	0	12
Tommy Trott	2	0-0	0-0	0-0	0	0-0	0	0	12
Neil Caudle	1	0-0	0-0	0-0	0	0-0	0	0	6
Craig Stevens	1	0-0	0-0	0-0	0	0-0	0	0	6
Eric Smith	1	0-0	0-0	0-0	0	0-0	0	0	6
Antonio Coleman	1	0-0	0-0	0-0	0	0-0	0	0	6
Neiko Thorpe	1	0-0	0-0	0-0	0	0-0	0	0	6
Walter McFadden	1	0-0	0-0	0-0	0	0-0	0	0	6
Josh Bynes	0	0-0	0-0	0-0	0	0-0	0	1	2
Demond Washington	0	0-0	0-0	0-0	0	0-0	1	0	2
Chris Todd	0	0-0	0-0	0-0	0	0-1	0	0	0
<b>Total</b>	<b>44</b>	<b>13-14</b>	<b>43-43</b>	<b>0-0</b>	<b>0</b>	<b>0-1</b>	<b>1</b>	<b>1</b>	<b>350</b>
<b>Opponents</b>	<b>34</b>	<b>11-17</b>	<b>29-33</b>	<b>0-0</b>	<b>0</b>	<b>0-0</b>	<b>0</b>	<b>0</b>	<b>266</b>

TOTAL OFFENSE	G	Plays	Rush	Pass	Total	Avg/G
Chris Todd	10	275	-76	1958	1882	188.2
Ben Tate	10	205	1142	0	1142	114.2
Onterio McCalebb	8	83	464	0	464	58.0
Mario Fannin	10	31	257	0	257	25.7
Neil Caudle	5	22	53	170	223	44.6
Kodi Burns	10	58	144	75	219	21.9
Eric Smith	10	20	99	0	99	9.9
Terrell Zachery	10	7	97	0	97	9.7
Anthony Gulley	8	5	77	0	77	7.7
Travante Stallworth	10	4	48	0	48	4.8
Davis Hooper	3	3	1	0	1	0.3
TEAM	5	4	-6	0	-6	-1.2
<b>Total</b>	<b>10</b>	<b>717</b>	<b>2300</b>	<b>2203</b>	<b>4503</b>	<b>450.3</b>
<b>Opponents</b>	<b>10</b>	<b>708</b>	<b>1698</b>	<b>1911</b>	<b>3609</b>	<b>360.9</b>

FIELD GOALS	FGM-FGA	Pct	01-19	20-29	30-39	40-49	50-99	Lg	Blk
Wes Byrum	13-14	92.9	1-1	4-4	3-3	5-6	0-0	49	0

FG SEQUENCE	Auburn	OPPONENTS
Louisiana Tech	(25),(49),(47)	(20),(46)
Mississippi State	--	(29)
West Virginia	(46),(42)	(28)
Ball State	(32)	(33),(37),(33)
Tennessee	(29),(43),46,(19),(22)	39,(26)
Arkansas	(37)	(23)
Kentucky	-	38,49
LSU	(24)	49,(32),52
Ole Miss	(36)	44
Furman	-	(23)

Numbers in (parentheses) indicate field goal was made.

PUNTING	No.	Yds	Avg	Long	TB	FC	I20	Blkd
Clinton Durst	47	1895	40.3	58	4	20	13	0
Chris Todd	2	71	35.5	37	1	0	1	0
TEAM	1	0	0.0	0	0	0	0	1
<b>Total</b>	<b>50</b>	<b>1966</b>	<b>39.3</b>	<b>58</b>	<b>5</b>	<b>20</b>	<b>14</b>	<b>1</b>
<b>Opponents</b>	<b>54</b>	<b>2297</b>	<b>42.5</b>	<b>60</b>	<b>3</b>	<b>10</b>	<b>19</b>	<b>0</b>

KICKOFFS	No.	Yds	Avg	TB	OB	Retn	Net	YdLn
Morgan Hull	60	3699	61.7	4	3			
Wes Byrum	6	399	66.5	1	0			
<b>Total</b>	<b>66</b>	<b>4098</b>	<b>62.1</b>	<b>5</b>	<b>3</b>	<b>1377</b>	<b>39.7</b>	<b>30</b>
<b>Opponents</b>	<b>55</b>	<b>3285</b>	<b>59.7</b>	<b>2</b>	<b>2</b>	<b>1047</b>	<b>40.0</b>	<b>30</b>

ALL PURPOSE	G	Rush	Rec	PR	KOR	IR	Tot	Avg/G
Ben Tate	10	1142	67	0	139	0	1348	134.8
Mario Fannin	10	257	328	-5	263	0	843	84.3
Onterio McCalebb	8	464	61	0	272	0	797	99.6
Darvin Adams	10	0	627	0	0	0	627	62.7
Terrell Zachery	10	97	437	0	65	0	599	59.9
Eric Smith	10	99	225	0	17	0	341	34.1
Philip Pierre-Louis	6	0	0	49	122	0	171	28.5
Kodi Burns	10	144	18	0	0	0	162	16.2
Anthony Gulley	8	77	0	24	24	0	125	15.6
Tommy Trott	10	0	110	0	7	0	117	11.7
Demond Washington	9	0	0	7	85	0	92	10.2
DeAngelo Benton	9	0	88	0	0	0	88	9.8
Travante Stallworth	10	48	21	0	0	0	69	6.9
Philip Lutzenkirchen	10	0	66	0	0	0	66	6.6
Jay Wisner	10	0	56	0	0	0	56	5.6
Walter McFadden	10	0	0	0	0	54	54	5.4
Neil Caudle	5	53	0	0	0	0	53	10.6
Harry Adams	7	0	0	0	53	0	53	7.6
Emory Blake	8	0	48	0	0	0	48	6.0
Quindarius Carr	10	0	32	0	0	0	32	3.2
Neiko Thorpe	10	0	0	0	0	22	22	2.2
Jake Ricks	10	0	0	0	0	21	21	2.1
Antonio Coleman	10	0	0	0	0	20	20	2.0
Derek Winter	10	0	16	0	0	0	16	1.6
Craig Stevens	10	0	0	0	0	15	15	1.5
Josh Bynes	10	0	0	0	0	5	5	0.5
Dee Ford	10	0	0	0	0	3	3	0.3
Tim Hawthorne	8	0	3	0	0	0	3	0.4
Davis Hooper	3	1	0	0	0	0	1	0.3
TEAM	5	-6	0	0	0	0	-6	-1.2
Chris Todd	10	-76	0	0	0	0	-76	-7.6
<b>Total</b>	<b>10</b>	<b>2300</b>	<b>2203</b>	<b>75</b>	<b>1047</b>	<b>140</b>	<b>5765</b>	<b>576.5</b>
<b>Opponents</b>	<b>10</b>	<b>1698</b>	<b>1911</b>	<b>97</b>	<b>1377</b>	<b>41</b>	<b>5124</b>	<b>512.4</b>

# 2009 Auburn Football Statistics

## Defensive Statistics

DEFENSIVE LEADERS	GP	Tackles			TFL/Yds	No-Sacks- No-Yards	Pass Def			Fumbles		Bkld Kick	Saf
		Solo	Ast	Total			Int-Yds	BrUp	QBH	Rcv-Yds	FF		
46 Craig Stevens	10	46	33	79	7.0-24	1.5-14	1-15	2	6	1-0	1	.	.
17 Josh Bynes	10	45	32	77	3.0-12	1.0-7	1-5	6	4	2-0	.	.	1
15 Neiko Thorpe	10	35	22	57	.	.	1-22	7	.	.	1	.	.
25 Daren Bates	10	34	19	53	1.5-14	0.5-12	1-0	2	4	1-0	.	.	.
4 Zac Etheridge	9	35	17	52	3.5-11	.	.	1	1	1-0	2	.	.
52 Antonio Coleman	10	16	21	37	12.5-56	6.5-43	1-20	3	10	1-0	1	1	.
6 Walter McFadden	10	24	8	32	3.5-10	.	4-54	7	.	.	.	.	.
93 Mike Blanc	10	10	19	29	5.5-21	3.0-17	.	3	6	.	1	.	.
21 Eltoro Freeman	8	14	14	28	2.0-12	1.0-10	.	.	4	.	.	.	.
91 Jake Ricks	10	11	14	25	1.5-6	1.0-6	1-21	1	4	.	1	1	.
14 Demond Washington	9	14	9	23	1.0-12	1.0-12	.	3	3	.	.	.	.
49 Michael Goggans	10	9	12	21	2.5-6	1.0-2	.	2	4	.	.	.	.
45 Antoine Carter	7	9	9	18	4.0-26	1.5-14	.	.	2	.	.	.	.
90 Nick Fairley	10	6	11	17	2.0-5	.	.	.	4	1-0	.	1	.
35 Jonathan Evans	10	11	5	16	.	.	.	.	.	.	.	.	.
11 Mike Slade	9	8	5	13	.	.	.	1	.	.	.	.	.
95 Dee Ford	10	5	7	12	2.5-17	1.0-10	1-3	.	7	.	.	.	.
31 Adam Herring	8	6	6	12	0.5-1	.	.	.	.	.	.	.	.
16 Ikeem Means	8	5	4	9	.	.	.	.	.	.	.	.	.
56 Ashton Richardson	10	4	5	9	3.0-14	1.0-7	.	.	.	.	.	.	.
58 Harris Gaston	4	3	6	9	.	.	.	.	.	.	.	.	.
97 Derrick Lykes	10	3	4	7	0.5-0	.	.	.	.	.	.	.	.
32 Eric Smith	10	2	4	6	.	.	.	.	1	.	.	.	.
98 Zach Clayton	4	3	3	6	1.0-5	.	.	.	.	.	.	.	.
8 Harry Adams	7	2	4	6	.	.	.	.	.	.	.	.	.
22 T'Sharvan Bell	10	5	1	6	0.5-2	.	1-0	.	.	.	.	.	.
96 Chris Humphries	7	3	2	5	1.0-1	.	.	.	.	.	1	.	.
33 Woody Parramore	1	4	1	5	.	.	.	.	.	.	.	.	.
24 D'Antoine Hood	7	3	1	4	.	.	.	.	.	.	.	.	.
61 Josh Harris	10	3	1	4	.	.	.	.	.	.	.	.	.
97 Clinton Durst	10	1	2	3	.	.	.	.	.	.	.	.	.
38 Jason King	8	1	2	3	.	.	.	.	.	.	.	.	.
36 Wade Christopher	6	.	2	2	.	.	.	.	1	.	.	.	.
83 Gabe McKenzie	10	2	.	2	.	.	.	.	.	.	.	.	.
82 Jay Wisner	10	2	.	2	.	.	.	.	.	.	.	.	.
33 Gabe Barrett	3	1	1	2	.	.	.	.	.	.	.	.	.
89 Darvin Adams	10	1	1	2	.	.	.	.	.	.	.	.	.
20 Drew Cole	2	1	1	2	.	.	.	.	.	.	.	.	.
37 Morgan Hull	10	2	.	2	.	.	.	.	.	.	.	.	.
80 Emory Blake	8	1	1	2	.	.	.	.	.	.	.	.	.
40 Robert Hill	2	.	1	1	0.5-1	.	.	.	.	.	.	.	.
51 Watson Downs	3	.	1	1	.	.	.	.	.	.	.	.	.
44 Ben Tate	10	1	.	1	.	.	.	.	.	.	.	.	.
5 Tommy Trott	10	1	.	1	.	.	.	.	.	.	.	.	.
75 Andrew McCain	10	.	1	1	.	.	.	.	.	.	.	.	.
73 Lee Ziemba	10	.	1	1	.	.	.	.	.	.	.	.	.
66 Mike Berry	10	.	1	1	.	.	.	.	.	.	.	.	.
3 DeAngelo Benton	9	.	1	1	.	.	.	.	.	.	.	.	.
8 Anthony Gulley	8	1	.	1	.	.	.	.	.	.	.	.	.
85 Travante Stallworth	10	.	1	1	.	.	.	.	.	.	.	.	.
27 Mario Fannin	10	1	.	1	.	.	.	.	.	.	.	.	.
81 Terrell Zachery	10	1	.	1	.	.	.	.	.	.	.	.	.
<b>Total</b>	<b>10</b>	<b>395</b>	<b>316</b>	<b>711</b>	<b>59.0-256</b>	<b>20.0-154</b>	<b>12-140</b>	<b>38</b>	<b>61</b>	<b>7-0</b>	<b>8</b>	<b>3</b>	<b>1</b>
<b>Opponents</b>	<b>10</b>	<b>424</b>	<b>330</b>	<b>754</b>	<b>53.0-231</b>	<b>12.0-108</b>	<b>4-41</b>	<b>33</b>	<b>38</b>	<b>11-1</b>	<b>11</b>	<b>1</b>	<b>.</b>

## Special Teams Tackles

SPECIAL TEAMS	Tackles			SPECIAL TEAMS	Tackles			SPECIAL TEAMS	Tackles		
	Solo	Ast	Total		Solo	Ast	Total		Solo	Ast	Total
15 Neiko Thorpe	5	3	8	95 Dee Ford	1	2	3	58 Harris Gaston	0	2	2
14 Demond Washington	4	3	7	96 Chris Humphries	1	2	3	8 Anthony Gulley	1	0	1
35 Jonathan Evans	4	1	5	22 T'Sharvan Bell	2	0	2	81 Terrell Zachery	1	0	1
11 Mike Slade	2	3	5	37 Morgan Hull	2	0	2	97 Clinton Durst	1	0	1
61 Josh Harris	3	1	4	82 Jay Wisner	2	0	2	3 DeAngelo Benton	0	1	1
8 Harry Adams	2	2	4	33 Gabe Barrett	1	1	2	20 Drew Cole	0	1	1
16 Ikeem Means	3	0	3	46 Craig Stevens	1	1	2	24 D'Antoine Hood	0	1	1
32 Eric Smith	2	1	3	80 Emory Blake	1	1	2	85 Travante Stallworth	0	1	1
56 Ashton Richardson	2	1	3	89 Darvin Adams	1	1	2				
4 Zac Etheridge	1	2	3	25 Daren Bates	0	2	2				
38 Jason King	1	2	3	36 Wade Christopher	0	2	2				

# 2009 Scoring Summaries

Plays	Yards	TOP	Qtr	Scoring Play	Plays	Yards	TOP	Qtr	Scoring Play
<b>LOUISIANA TECH</b>					<b>ARKANSAS</b>				
13	69	5:36	1	W. Byrum 25-yard field goal	8	44	2:08	2	W. Byrum 37-yard field goal
10	66	3:27	1	K. Burns 1-yard run	8	67	2:42	3	B. Tate 1-yard run
3	29	0:23	2	W. Byrum 49-yard field goal	1	60	0:13	3	B. Tate 60-yard run
3	98	0:48	3	T. Zachery 93-yard pass from C. Todd	3	66	0:59	3	O. McCaleb 3-yard run
7	22	1:36	3	W. Byrum 47-yard field goal	<b>KENTUCKY</b>				
9	72	3:07	4	D. Adams 17-yard pass from C. Todd	--	--	--	1	N. Thorpe 69-yard blocked FG return
13	65	5:02	4	O. McCaleb 3-yard run	14	48	5:20	2	B. Tate 1-yard run
<b>MISSISSIPPI STATE</b>					<b>LSU</b>				
8	73	3:11	1	K. Burns 1-yard run	9	53	4:20	3	W. Byrum 24-yard field goal
--	--	--	1	A. Coleman 20-yard interception return	8	59	2:16	4	P. Lutzenkirchen 1-yard pass from N. Caudle
5	80	1:36	2	O. McCaleb 48-yard run	<b>OLE MISS</b>				
8	78	1:13	2	K. Burns 1-yard run	7	41	2:25	1	W. Byrum 36-yard field goal
7	81	2:51	3	P. Lutzenkirchen 13-yard pass from K. Burns	6	90	1:43	2	D. Adams 28-yard pass from C. Todd
4	72	1:22	3	B. Tate 35-yard run	3	61	0:35	3	T. Trott 14-yard pass from K. Burns
13	75	5:19	4	K. Burns 1-yard run	--	--	--	3	W. McFadden 29-yard interception return
<b>WEST VIRGINIA</b>					<b>FURMAN</b>				
9	38	2:55	1	W. Byrum 46-yard field goal	6	51	1:57	1	D. Adams 6-yard pass from C. Todd
6	45	1:50	1	D. Adams 16-yard pass from C. Todd	8	80	2:52	1	B. Tate 9-yard run
6	43	2:30	2	W. Byrum 42-yard field goal	5	73	1:53	1	M. Fannin 24-yard pass from C. Todd
11	68	3:24	2	D. Adams 4-yard pass from C. Todd	4	55	2:12	2	D. Adams 23-yard pass from C. Todd
2	86	0:49	3	M. Fannin 82-yard pass from C. Todd	6	71	2:30	2	D. Adams 41-yard pass from C. Todd
3	19	0:54	4	D. Adams 17-yard pass from C. Todd	4	56	1:17	2	B. Tate 5-yard run
--	--	--	4	C. Stevens 15-yard interception return	9	81	4:57	3	E. Smith 2-yard run
<b>BALL STATE</b>					<b>Average Scoring Drive: Plays: 6.7 Yards: 61.1 Time: 2:22</b>				
4	28	0:50	1	T. Trott 6-yard pass from C. Todd	8	62	4:50	4	A. Gulley 13-yard run
6	78	1:50	2	T. Zachery 46-yard pass from C. Todd	3	61	1:30	4	A. Gulley 50-yard run
--	--	--	2	J. Bynes safety					
2	63	0:33	2	O. McCaleb 1-yard run					
3	77	0:31	2	T. Zachery 65-yard pass from C. Todd					
9	49	2:28	2	W. Byrum 32-yard field goal					
10	76	3:21	3	D. Adams 26-yard pass from C. Todd					
4	72	1:41	3	M. Fannin 36-yard pass from C. Todd					
5	74	2:55	4	N. Caudle 52-yard run					
<b>TENNESSEE</b>									
10	44	3:30	1	W. Byrum 29-yard field goal					
4	4	1:10	1	W. Byrum 43-yard field goal					
9	87	2:32	2	B. Tate 11-yard run					
7	55	2:31	3	W. Byrum 19-yard field goal					
8	70	2:25	4	T. Zachery 11-yard pass from C. Todd					
9	35	3:32	4	W. Byrum 22-yard field goal					

## 2009 Starting Lineups

### Offense

	WR	TE	LT	LG	C	RG	RT	WR	HB	QB	TB
LOUISIANA TECH	Zachery	Trott	Ziemba	Berry	Pugh	Isom	McCain	Adams	Fannin	Todd	Tate
MISSISSIPPI STATE	Burns	Trott	Ziemba	Berry	Pugh	Isom	McCain	Adams	E. Smith	Todd	McCaleb
WEST VIRGINIA	Zachery	Trott	Ziemba	Berry	Pugh	Isom	McCain	Hawthorne	E. Smith	Todd	Tate
BALL STATE	Zachery	Wisner (WR)	Ziemba	Berry	Pugh	Sullen	McCain	Adams	Fannin	Todd	Tate
at Tennessee	Zachery	Trott	Ziemba	Berry	Pugh	Eddins	McCain	Wisner	Fannin	Todd	Tate
at Arkansas	Burns	Trott	Ziemba	Berry	Pugh	Isom	McCain	Adams	E. Smith	Todd	Tate
KENTUCKY	Zachery	Trott	Ziemba	Berry	Pugh	Isom	McCain	Burns	E. Smith	Todd	Tate
at LSU	Zachery	Trott	Ziemba	Berry	Pugh	Isom	McCain	Adams	Fannin	Todd	Tate
OLE MISS	Burns	Trott	Ziemba	Berry	Pugh	Isom	McCain	Adams	E. Smith	Todd	Fannin
FURMAN	Burns	Trott	Ziemba	Berry	Pugh	Isom	McCain	Lutzenkirchen (TE)	E. Smith	Todd	Fannin
at Georgia											
ALABAMA											

### Defense

	LE	LT	NG	RE	LB	LB	LB	CB	S	S	CB
LOUISIANA TECH	Coleman	Fairley	Ricks	Goggans	Stevens	Bynes	Herring	McFadden	Etheridge	Bates	Thorpe
MISSISSIPPI STATE	Coleman	Blanc	Ricks	Goggans	Stevens	Bynes	Herring	McFadden	Etheridge	Bates	Thorpe
WEST VIRGINIA	Coleman	Blanc	Ricks	Goggans	Stevens	Bynes	Freeman	McFadden	Etheridge	Bates	Thorpe
BALL STATE	Coleman	Blanc	Ricks	Goggans	Stevens	Bynes	Freeman	McFadden	Etheridge	Bates	Thorpe
at Tennessee	Coleman	Blanc	Ricks	Goggans	Stevens	Bynes	Freeman	McFadden	Etheridge	Bates	Thorpe
at Arkansas	Coleman	Blanc	Ricks	Goggans	Stevens	Bynes	Herring	McFadden	Etheridge	Bates	Thorpe
KENTUCKY	Coleman	Blanc	Ricks	Carter	Stevens	Bynes	Herring	McFadden	Etheridge	Bates	Thorpe
at LSU	Coleman	Blanc	Ricks	Carter	Stevens	Bynes	Freeman	McFadden	Etheridge	Bates	Thorpe
OLE MISS	Coleman	Blanc	Ricks	Carter	Stevens	Bynes	Freeman	McFadden	Etheridge	Bates	Thorpe
FURMAN	Coleman	Blanc	Ricks	Cater	Stevens	Bynes	Freeman	McFadden	Washington	Bates	Thorpe
at Georgia											
ALABAMA											

# 2009 Game-By-Game Team Statistics

Game	Score	First Downs		Rushing No-Yds-TD	Passing			Total Off. Pl-Yds	Punts No-Avg	Fum. F/L	Penalties No-Yds	3rd Dns	Time of Poss
		Tot	Ru-Pa-Pe		C-A-I	Yds	TD						
Louisiana Tech at Auburn	13 37	19 27	6-8-5 17-9-1	37-6-0 52-301-2	18-33-1 17-27-0	149 255	1 2	70-245 79-556	6-38.3 2-41.0	3/1 3/2	3-30 8-87	5-14 8-13	31:23 28:37
Mississippi State at Auburn	24 49	14 29	6-7-1 18-8-3	38-167-1 59-390-5	11-21-2 11-24-0	130 199	1 1	59-297 83-589	6-45.2 5-28.8	0/0 2/0	10-89 5-40	5-14 6-13	28:57 31:03
West Virginia at Auburn	30 41	23 20	11-11-1 7-12-1	39-207-3 41-100-0	24-41-5 17-33-1	302 300	1 4	80-509 74-400	2-49.5 5-44.0	1/1 1/0	4-45 5-37	10-15 9-18	32:45 27:15
Ball State at Auburn	30 54	19 21	10-6-3 10-11-0	44-146-2 34-254-2	18-30-0 21-29-1	114 306	1 5	74-260 63-560	4-41.2 2-43.5	2/2 2/1	4-23 9-86	5-15 4-10	35:56 24:04
at Tennessee Auburn	22 26	19 24	6-12-1 11-13-0	29-151-1 48-224-1	20-44-0 20-35-0	259 235	2 1	73-410 83-459	8-41.8 6-42.5	1/1 2/0	4-30 3-35	4-17 6-17	25:14 34:46
at Arkansas Auburn	44 23	28 15	12-10-6 9-5-1	45-221-4 35-242-3	24-37-1 15-29-0	274 133	2 0	82-495 64-375	4-41.0 7-39.0	1/0 4/3	5-45 8-56	5-13 4-14	38:27 21:33
Kentucky at Auburn	21 14	21 16	15-5-1 12-4-0	49-282-3 49-220-1	9-22-0 11-25-1	75 95	0 0	71-357 74-315	6-41.0 7-35.7	1/0 0/0	0-0 10-76	3-14 6-18	32:35 27:25
at LSU Auburn	31 10	22 15	5-14-3 9-5-1	32-122-2 41-112-0	22-34-0 11-20-1	254 81	2 1	66-376 61-193	4-35.2 7-39.7	1/1 3/2	9-49 7-64	6-15 4-13	31:11 28:49
Ole Miss at Auburn	20 33	19 18	11-7-1 8-9-1	39-219-1 43-175-1	16-35-2 13-24-0	175 226	1 2	74-394 67-401	6-43.7 7-40.9	3/1 2/1	6-54 6-43	3-15 5-15	33:16 26:44
Furman at Auburn	31 63	15 30	6-7-2 13-16-1	31-87-3 39-282-5	14-28-1 27-30-0	179 373	1 4	59-266 69-655	8-48.1 2-45.5	0/0 3/2	3-21 7-55	1-12 6-8	28:12 31:48
at Georgia Auburn													
Alabama at Auburn													

## Miscellaneous Statistics

### Average Time of Possession (by Quarter)

	1	2	3	4	Total
AUBURN	6:56	6:40	7:19	7:16	28:12
Opponent	8:04	8:19	7:40	7:43	31:47

### Third Down Conversions (by Quarter)

	1	2	3	4	Total
AUBURN	12 of 36	15 of 36	15 of 33	16 of 34	58 of 139
<i>Pct.</i>	<b>33.3</b>	<b>41.7</b>	<b>45.5</b>	<b>47.1</b>	<b>41.7</b>
Opponents	10 of 32	10 of 39	11 of 36	16 of 37	47 of 144
<i>Pct.</i>	<b>31.2</b>	<b>25.6</b>	<b>30.6</b>	<b>43.2</b>	<b>32.6</b>

### Third Down Conversions (by Yardage)

<i>Yards to go</i>	1-3	4-6	7-10	11+	Total
AUBURN	29 of 41	15 of 33	12 of 42	2 of 23	58 of 139
<i>Pct.</i>	<b>70.0</b>	<b>40.0</b>	<b>26.3</b>	<b>8.7</b>	<b>41.7</b>
Opponents	15 of 34	11 of 29	16 of 56	5 of 25	47 of 144
<i>Pct.</i>	<b>48.4</b>	<b>39.3</b>	<b>30.8</b>	<b>19.0</b>	<b>32.6</b>

### Turnovers

Takeaways — 19, Giveaways — 15  
 Difference — +4  
 Points Off TOs — AU 55, Opp. 54  
 Points Off TOs/Game — AU 5.5, Opp. 5.4

### Kickoffs

Kickoffs — 66  
 Byrum — 6 KO, 1 TB, 0 OB  
 Hull — 60 KO, 4 TB, 3 OB  
 Touchbacks — 5  
 Out of Bounds — 3  
 Opp. Returns — 58 for 1377 yards (23.7)  
 On-side kicks — 0-for-0

### Red Zone

AU Scores/Times in Red Zone: 31/33 (.939)  
 AU TDs/Times in Red Zone: 24/33 (.727)  
 Scores (31): 24 TD, 7 FG  
 Non-Scores (2): 2 Fumbles  
 Opp. Scores/Times in Red Zone: 35/37 (.946)  
 Opp. TDs/Times in Red Zone: 25/37 (.676)  
 Scores (35): 25 TD, 10 FG  
 Non-Scores (2): INT, Fumble

# 2009 Game-By-Game Individual Statistics

## Rushing

<u>No.-Yds. TD</u>	<u>#18 Burns</u>	<u>#27 Fannin</u>	<u>#23 McCalebb</u>	<u>#32 Smith</u>	<u>#44 Tate</u>	<u>#12 Todd</u>
LOUISIANA TECH	8-23, 1	0-0, 0	22-148, 1	DNP	20-117, 0	1-3, 0
MISSISSIPPI STATE	9-32, 3	9-75, 0	16-114, 1	3-8, 0	20-157, 1	1-6, 0
WEST VIRGINIA	7-10, 0	1-0, 0	8-20, 0	0-0, 0	19-75, 0	5-(-14), 0
BALL STATE	1-2, 0	0-0, 0	8-83, 1	7-47, 0	13-63, 0	1-2, 0
at Tennessee	5-16, 0	1-32, 0	31-51, 0	0-0, 0	25-128, 1	3-(-13), 0
at Arkansas	2-7, 0	0-0, 0	6-23, 1	0-0, 0	22-184, 2	4-(-32), 0
KENTUCKY	6-37, 0	2-(-1), 0	7-22, 0	0-0, 0	31-132, 1	2-15, 0
at LSU	6-17, 0	6-56, 0	3-3, 0	0-0, 0	18-67, 0	7-(-24), 0
OLE MISS	2-2, 0	6-35, 0	DNP	0-0, 0	25-144, 1	5-(-27), 0
FURMAN	0-0, 0	6-60, 0	DNP	10-44, 1	12-75, 2	2-8, 0
at Georgia						
ALABAMA						

## Receiving

<u>No.-Yds. TD</u>	<u>#89 Adams</u>	<u>#18 Burns</u>	<u>#27 Fannin</u>	<u>#13 Hawthorne</u>	<u>#82 Wisner</u>	<u>#81 Zachery</u>
LOUISIANA TECH	4-65, 1	0-0, 0	8-82, 0	DNP	0-0, 0	3-98, 1
MISSISSIPPI STATE	5-116, 0	1-2, 0	1-3, 0	DNP	1-24, 0	2-41, 0
WEST VIRGINIA	6-80, 3	1-8, 0	1-82, 1	0-0, 0	1-16, 0	1-15, 0
BALL STATE	5-73, 1	0-0, 0	3-55, 1	0-0, 0	0-0, 0	5-122, 2
at Tennessee	2-29, 0	0-0, 0	6-25, 0	0-0, 0	1-16, 0	2-28, 1
at Arkansas	3-24, 0	0-0, 0	2-(-1), 0	0-0, 0	0-0, 0	2-25, 0
KENTUCKY	3-57, 0	0-0, 0	2-9, 0	0-0, 0	0-0, 0	4-24, 0
at LSU	0-0, 0	0-0, 0	1-0, 0	0-0, 0	0-0, 0	1-1, 0
OLE MISS	4-68, 1	1-8, 0	3-35, 0	0-0, 0	0-0, 0	2-83, 0
FURMAN	6-115, 3	0-0, 0	2-38, 1	1-3, 0	0-0, 0	0-0, 0
at Georgia						
ALABAMA						

<u>No.-Yds. TD</u>	<u>#43 Lutzenkirchen</u>	<u>#5 Trott</u>	<u>#23 McCalebb</u>	<u>#32 Smith</u>	<u>#44 Tate</u>
LOUISIANA TECH	0-0, 0	0-0, 0	0-0, 0	DNP	2-10, 0
MISSISSIPPI STATE	1-13, 1	0-0, 0	0-0, 0	0-0, 0	0-0, 0
WEST VIRGINIA	0-0, 0	2-20, 0	0-0, 0	4-74, 0	1-5, 0
BALL STATE	1-14, 0	1-6, 1	1-(-3), 0	0-0, 0	3-18, 0
at Tennessee	0-0, 0	1-13, 0	3-62, 0	3-45, 0	2-17, 0
at Arkansas	0-0, 0	3-16, 0	0-0, 0	1-21, 0	3-16, 0
KENTUCKY	0-0, 0	0-0, 0	1-2, 0	1-3, 0	0-0, 0
at LSU	2-18, 1	1-15, 0	0-0, 0	3-31, 0	2-0, 0
OLE MISS	0-0, 0	1-14, 1	DNP	1-17, 0	1-1, 0
FURMAN	1-21, 0	1-26, 0	DNP	4-34, 0	0-0, 0
at Georgia					
ALABAMA					

## Passing

<u>C-A-Yds-Int. TD</u>	<u>#18 Burns</u>	<u>#12 Todd</u>
LOUISIANA TECH	0-1-0-0, 0	17-26-255-0, 2
MISSISSIPPI STATE	1-1-13-0, 1	10-23-186-0, 0
WEST VIRGINIA	1-2-16-0, 0	16-31-284-1, 4
BALL STATE	0-0-0-0, 0	19-26-287-0, 5
at Tennessee	1-3-17-0, 0	19-32-218-0, 1
at Arkansas	0-1-0-0, 0	15-28-133-0, 0
KENTUCKY	1-1-15-0, 0	10-24-80-1, 0
at LSU	0-1-0-0, 0	8-14-47-1, 0
OLE MISS	1-2-14-0, 1	12-22-212-0, 1
FURMAN	0-0-0-0, 0	17-18-256-0, 4
at Georgia		
ALABAMA		

## Field Goals

<u>Made. (Missed)</u>	<u>#18 Byrum</u>
LOUISIANA TECH	25, 49, 47
MISSISSIPPI STATE	--
WEST VIRGINIA	46, 42
BALL STATE	32
at Tennessee	29, 43, (46), 19, 22
at Arkansas	37
KENTUCKY	--
at LSU	24
OLE MISS	36
FURMAN	--
at Georgia	
ALABAMA	

## Punting

<u>No.-Avg. In 20</u>	<u>#97 Durst</u>
LOUISIANA TECH	2-41.0, 1
MISSISSIPPI STATE	4-36.0, 2
WEST VIRGINIA	5-44.0, 1
BALL STATE	2-43.5, 0
at Tennessee	5-43.6, 2
at Arkansas	7-39.0, 0
KENTUCKY	7-35.7, 1
at LSU	7-39.7, 3
OLE MISS	6-42.0, 2
FURMAN	2-45.5, 1
at Georgia	
ALABAMA	

# 2009 Game-By-Game Individual Statistics

## Defensive Linemen

<u>Solo+Ast=Total</u>	<u>#93 Blanc</u>	<u>#45 Carter</u>	<u>#52 Coleman</u>	<u>#90 Fairley</u>	<u>#49 Goggans</u>	<u>#91 Ricks</u>
LOUISIANA TECH	1+1=2	DNP	4+3=7	2+3=5	1+1=2	3+3=6
MISSISSIPPI STATE	1+3=4	DNP	0+3=3	0+0=0	1+3=4	0+1=1
WEST VIRGINIA	2+0=2	DNP	3+3=6	1+2=3	2+1=3	1+1=2
BALL STATE	0+1=1	2+1=3	1+2=3	1+0=1	2+2=4	2+1=3
at Tennessee	1+0=0	1+0=1	0+0=0	0+1=1	1+1=2	0+1=1
at Arkansas	4+0=4	1+0=1	0+0=0	1+2=3	0+2=2	1+0=1
KENTUCKY	0+4=4	1+4=5	2+3=5	1+0=1	1+0=1	2+1=3
at LSU	0+7=7	3+1=4	1+5=6	0+1=1	0+2=2	1+3=4
OLE MISS	2+2=4	1+1=2	4+1=5	0+1=1	0+0=0	2+2=4
FURMAN	0+0=0	0+2=2	1+1=2	0+1=1	1+0=1	0+0=0
at Georgia						
ALABAMA						

## Linebackers

<u>Solo+Ast=Total</u>	<u>#17 Bynes</u>	<u>#35 Evans</u>	<u>#21 Freeman</u>	<u>#58 Gaston</u>	<u>#31 Herring</u>	<u>#46 Stevens</u>
LOUISIANA TECH	5+3=8	0+1=1	DNP	1+0=1	2+0=2	6+2=8
MISSISSIPPI STATE	2+6=8	0+1=1	2+4=6	1+0=1	1+3=4	4+3=7
WEST VIRGINIA	10+2=12	DNP	1+0=1	0+1=1	1+0=1	8+3=11
BALL STATE	5+1=6	2+0=2	0+0=0	1+5=6	0+0=0	4+2=6
at Tennessee	5+4=9	2+0=2	0+0=0	DNP	0+0=0	5+6=11
at Arkansas	5+3=8	2+0=2	DNP	DNP	2+0=2	9+3=12
KENTUCKY	6+3=9	0+1=1	0+0=0	DNP	1+2=3	3+4=7
at LSU	3+4=7	0+1=1	5+7=12	DNP	DNP	4+3=7
OLE MISS	4+2=6	1+0=1	6+3=9	DNP	0+0=0	5+3=8
FURMAN	1+3=4	5+0=5	0+0=0	DNP	DNP	2+0=2
at Georgia						
ALABAMA						

## Defensive Backs

<u>Solo+Ast=Total</u>	<u>#25 Bates</u>	<u>#4 Etheridge</u>	<u>#6 McFadden</u>	<u>#11 Slade</u>	<u>#15 Thorpe</u>	<u>#14 Washington</u>
LOUISIANA TECH	1+2=3	6+2=8	1+1=2	1+2=3	3+0=3	1+1=2
MISSISSIPPI STATE	0+3=3	6+2=8	4+0=4	0+1=1	5+2=7	0+2=2
WEST VIRGINIA	4+0=4	2+1=3	5+0=5	0+0=0	5+2=7	3+2=5
BALL STATE	5+2=7	1+2=3	2+1=3	DNP	5+1=6	2+0=2
at Tennessee	6+1=7	5+1=6	1+4=5	0+0=0	3+4=7	2+2=4
at Arkansas	5+1=6	7+0=7	1+1=2	2+0=2	8+3=11	1+1=2
KENTUCKY	6+2=8	5+2=7	3+0=3	1+1=2	3+1=4	2+0=2
at LSU	0+4=4	3+4=7	2+0=2	0+0=0	2+6=8	2+0=2
OLE MISS	5+4=9	1+2=3	4+1=5	2+1=3	2+0=2	0+1=1
FURMAN	2+0=2	DNP	1+0=1	2+0=2	1+1=2	3+0=3
at Georgia						
ALABAMA						

## Others

<u>Solo+Ast=Total</u>	<u>#22 Bell</u>	<u>#98 Clayton</u>	<u>#20 Cole</u>	<u>#95 Ford</u>
LOUISIANA TECH	1+0=1	DNP	1+1=2	0+1=1
MISSISSIPPI STATE	1+0=1	1+2=3	0+0=0	1+0=1
WEST VIRGINIA	1+0=1	1+0=1	DNP	0+0=0
BALL STATE	1+0=1	1+1=2	DNP	1+3=4
at Tennessee	0+0=0	DNP	DNP	0+0=0
at Arkansas	2+0=2	DNP	DNP	1+1=2
KENTUCKY	0+0=0	DNP	DNP	0+0=0
at LSU	0+0=0	0+0=0	DNP	0+0=0
OLE MISS	0+0=0	DNP	DNP	0+0=0
FURMAN	0+0=0	DNP	DNP	3+1=4
at Georgia				
ALABAMA				



# 2009 Player Participation

Player	Pos.	2009 Games Played	2009 Starts	Career Games Played	Career Starts	Consec. Career Starts	Player	Pos.	2009 Games Played	2009 Starts	Career Games Played	Career Starts	Consec. Career Starts
Darvin Adams	WR	10	6	20	6	-	Ashton Richardson	LB	10	-	10	-	-
Gabe Barrett	DB	3	-	3	-	-	Jake Ricks	DT	10	10	41	10	10
Daren Bates	DB	10	10	10	10	10	Darrell Roseman	OL	4	-	4	-	-
T'Sharvan Bell	DB	10	-	10	-	-	Aairon Savage	FS	-	-	19	15	-
DeAngelo Benton	WR	9	-	9	-	-	Ryan Shoemaker	P	-	-	13	-	-
Mike Berry	OL	10	10	28	18	15	Mike Slade	DB	9	-	21	-	-
Emory Blake	WR	8	-	8	-	-	Eric Smith	RB	9	6	21	6	2
Mike Blanc	DL	10	9	34	15	9	Vance Smith	OL	2	-	14	2	-
Jorell Bostrom	OL	9	-	9	-	-	Travante Stallworth	WR	10	-	10	-	-
Kodi Burns	QB	10	5	29	13	2	Craig Stevens	LB	10	10	35	30	23
Josh Bynes	LB	10	10	27	18	18	John Sullen	OL	10	1	10	1	-
Wes Byrum	K	10	-	34	-	-	Ben Tate	RB	10	7	44	16	-
Quindarius Carr	WR	10	-	22	-	-	Neiko Thorpe	DB	10	10	21	11	10
Antoine Carter	DE	7	4	30	5	4	Chris Todd	QB	10	10	17	15	10
Neil Caudle	QB	5	-	8	-	-	Jamar Travis	DL	7	-	7	-	-
Wade Christopher	LB	6	-	8	-	-	Tommy Trott	TE	10	9	49	31	6
Zach Clayton	DT	4	-	25	1	-	Demond Washington	DB	10	1	10	1	1
Drew Cole	DB	2	-	13	-	-	Derek Winter	WR	10	-	18	-	-
Antonio Coleman	DE	10	10	47	28	12	Jay Wisner	WR	10	2	10	2	-
Jared Cooper	OL	10	-	16	-	-	Bailey Woods	TE	8	-	8	-	-
Clayton Crofoot	H	10	-	22	-	-	Terrell Zachery	WR	10	6	23	6	-
John Cubelic	WR	1	-	2	-	-	Lee Ziemba	OT	10	10	35	35	35
John Douglas	RB	10	-	13	1	-							
Watson Downs	LB	3	-	3	-	-							
Clinton Durst	P	10	-	21	-	-							
Bart Eddins	OL	9	1	24	1	-							
Zac Etheridge	SS	9	9	36	33	-							
Jonathan Evans	LB	10	-	10	-	-							
Nick Fairley	DL	10	1	10	1	-							
Mario Fannin	RB	10	6	38	11	3							
Dee Ford	DE	10	-	10	-	-							
Eltoro Freeman	LB	8	6	8	6	3							
Harris Gaston	LB	4	-	4	-	-							
Stephen Gibbons	OL	1	-	1	-	-							
Michael Goggans	DE	10	6	35	18	-							
A.J. Greene	OL	2	-	3	-	-							
Anthony Gulley	WR	8	-	8	-	-							
Josh Harris	DS	10	-	10	-	-							
Tim Hawthorne	WR	8	1	33	5	-							
Adam Herring	LB	8	4	19	4	-							
Robert Hill	DE	2	-	2	-	-							
D'Antoine Hood	DB	7	-	19	1	-							
Davis Hooper	RB	3	-	3	-	-							
Morgan Hull	K	10	-	19	-	-							
Chris Humphries	DL	8	-	8	-	-							
Byron Isom	OL	8	8	20	15	5							
Joe Jones	DL	1	-	1	-	-							
Jason King	RB	8	-	8	-	-							
Philip Lutzenkirchen	TE	10	1	10	1	1							
Derrick Lykes	DL	10	-	10	-	-							
Andrew McCain	OL	10	10	37	10	10							
Onterio McCalebb	RB	8	1	8	1	-							
Walter McFadden	DB	10	10	46	22	22							
Gabe McKenzie	TE	10	-	48	1	-							
Mike McNeil	DB	-	-	25	12	-							
Ikeem Means	DB	9	-	9	-	-							
Andrew Parmer	OL	2	-	2	-	-							
Woody Parramore	DB	1	-	1	-	-							
Philip Pierre-Louis	WR	6	-	7	-	-							
Blake Poole	DB	1	-	1	-	-							
Ryan Pugh	OL	10	10	30	29	25							
Spencer Pybus	LB	-	-	12	-	-							

### Top Ten Career Games Played (Active)

1. Tommy Trott 49
2. Gabe McKenzie 47
- Antonio Coleman 47
4. Walter McFadden 46
5. Ben Tate 44
6. Jake Ricks 41
7. Mario Fannin 38
8. Andrew McCain 37
9. Zac Etheridge 36
10. Michael Goggans 35
- Craig Stevens 35
- Lee Ziemba 35

### Top Ten Career Games Started (Active)

1. Lee Ziemba 35
2. Zac Etheridge 33
3. Tommy Trott 31
4. Craig Stevens 30
5. Ryan Pugh 29
6. Antonio Coleman 28
7. Walter McFadden 22
8. Michael Goggans 19
9. Mike Berry 18
- Josh Bynes 18

### Top Five Consecutive Starts (Active)

1. Lee Ziemba 35
2. Ryan Pugh 25
3. Craig Stevens 23
4. Walter McFadden 22
5. Josh Bynes 18

# 2009 Superlatives

## Auburn Team Superlatives

Points Scored	.63	vs. Furman (11/7)
Low	.10	at LSU (10/24)
First Downs	.30	vs. Furman (11/7)
Low	.15	at Arkansas (10/10)
		at LSU (10/24)
Rushing Plays	.59	vs. Mississippi State (9/12)
Low	.34	vs. Ball State (9/26)
Net Rushing Yards	.390	vs. Mississippi State (9/12)
Low	.100	vs. West Virginia (9/19)
Passes Attempted	.35	at Tennessee (10/3)
Low	.20	at LSU (10/24)
Passes Completed	.27	vs. Furman (11/7)
Low	.11	three times
		last at LSU (10/24)
Had Intercepted	.1	four times
		last at LSU (10/24)
Low	.0	six times
		last vs. Furman (11/7)
Net Passing Yards	.373	vs. Furman (11/7)
Low	.81	at LSU (10/24)
Total Offensive Plays	.83	vs. Mississippi State (9/12)
		at Tennessee (10/3)
Low	.61	at LSU (10/24)
Total Net Offense	.655	vs. Furman (11/7)
Low	.193	at LSU (10/24)
Fumbles	.4	at Arkansas (10/10)
Low	.0	vs. Kentucky (10/17)
Fumbles Lost	.3	at Arkansas (10/10)
Low	.0	four times
		last vs. Kentucky (10/17)
Penalties	.10	vs. Kentucky (10/17)
Low	.3	at Tennessee (10/3)
Penalty Yards	.87	vs. Louisiana Tech (9/5)
Low	.35	at Tennessee (10/3)

## Auburn Individual Superlatives

Rushing Attempts	.31	by Ben Tate vs. Kentucky (10/17)
Net Rushing Yards	.184	by Ben Tate at Arkansas (10/10)
Rushing TDs	.3	by Kodi Burns vs. Mississippi St. (9/12)
Pass Attempts	.32	by Chris Todd at Tennessee (10/3)
Pass Completions	.19	by Chris Todd vs. Ball State (9/26)
		by Chris Todd at Tennessee (10/3)
Had Intercepted	.1	four times
		last by Chris Todd at LSU (10/24)
Net Passing Yards	.287	by Chris Todd vs. Ball State (9/26)
Passing TDs	.5	by Chris Todd vs. Ball State (9/26)
Receptions	.8	by Mario Fannin vs. La Tech (9/5)
Receiving Yards	.122	by Terrell Zachery vs. Ball State (9/26)
TD Receptions	.3	by Darvin Adams vs. W. Virginia (9/19)
		by Darvin Adams vs. Furman (11/7)
Punts	.7	three times
		last by Clinton Durst at LSU (10/24)
Punt Average	.45.5	by Clinton Durst vs. Furman (11/7)
Punts Inside 20	.3	by Clinton Durst at LSU (10/24)
Punt Returns	.5	by Philip Pierre-Louis vs. Furman (11/7)
Punt Return Yards	.24	by Anthony Gully vs. W. Virginia (9/19)
		by Philip Pierre-Louis vs. Furman (11/7)
Kickoff Returns	.4	by O. McCalebb vs. Mississippi St. (9/12)
		by Mario Fannin at Arkansas (10/10)
Kickoff Return Yards	.91	by O. McCalebb at Tennessee (10/3)
FG Attempts	.5	by Wes Byrum at Tennessee (10/3)
FG Made	.4	by Wes Byrum at Tennessee (10/3)
Interceptions	.2	by Walter McFadden vs. Ole Miss (10/31)
Interception Yards	.58	by Walter McFadden vs. Ole Miss (10/31)

## Auburn Individual Long Plays

Rushing	.62	by Onterio McCalebb vs. Ball State (9/26)
Passing	.93	by Chris Todd vs. La Tech (9/5)
Receiving	.93	by Terrell Zachery vs. La Tech (9/5)
Field Goal	.49	by Wes Byrum vs. La Tech (9/5)
Punt	.58	by Clinton Durst at LSU (10/24)
Punt Return	.17	by Anthony Gully vs. W. Virginia (9/19)
Kickoff Return	.52	by O. McCalebb at Tennessee (10/3)
Interception Return	.29	by Walter McFadden vs. Ole Miss (10/31)

## Opponent Team Superlatives

Points Scored	.44	by Arkansas (10/10)
Low	.13	by Louisiana Tech (9/5)
First Downs	.28	by Arkansas (10/10)
Low	.14	by Mississippi State (9/12)
Rushing Plays	.49	by Kentucky (10/17)
Low	.29	by Tennessee (10/3)
Net Rushing Yards	.282	by Kentucky (10/17)
Low	.87	by Furman (11/7)
Passes Attempted	.44	by Tennessee (10/3)
Low	.21	by Mississippi State (9/12)
Passes Completed	.24	by West Virginia (9/19)
		by Arkansas (10/10)
Low	.9	by Kentucky (10/17)
Had Intercepted	.5	by West Virginia (9/19)
Low	.0	four times
		last by LSU (10/24)
Net Passing Yards	.302	by West Virginia (9/19)
Low	.75	by Kentucky (10/17)
Total Offensive Plays	.82	by Arkansas (10/10)
Low	.59	by Mississippi State (9/12)
		by Furman (11/7)
Total Net Offense	.509	by West Virginia (9/19)
Low	.245	by Louisiana Tech (9/5)
Fumbles	.3	by Louisiana Tech (9/5)
		by Ole Miss (10/31)
Low	.0	by Mississippi State (9/12)
		by Furman (11/7)
Fumbles Lost	.2	by Ball State (9/26)
Low	.0	four times
		last by Furman (11/7)
Penalties	.10	by Mississippi State (9/12)
Low	.0	by Kentucky (10/17)
Penalty Yards	.89	by Mississippi State (9/12)
Low	.0	by Kentucky (10/17)

## Opponent Individual Superlatives

Rushing Attempts	.22	by Dexter McCluster of Ole Miss (10/31)
Net Rushing Yards	.186	by Dexter McCluster of Ole Miss (10/31)
Rushing TDs	.3	by Noel Devine of West Virginia (9/19)
Pass Attempts	.43	by Jonathan Crompton of Tennessee (10/3)
Pass Completions	.24	by Ryan Mallett of Arkansas (10/10)
Had Intercepted	.4	by Jarrett Brown of West Virginia (9/19)
Net Passing Yards	.274	by Ryan Mallett of Arkansas (10/10)
Passing TDs	.2	three times
		last by Jordan Jefferson of LSU (10/24)
Receptions	.12	by Jock Sanders of West Virginia (9/19)
Receiving Yards	.115	by Jock Sanders of West Virginia (9/19)
TD Receptions	.1	12 times
Punts	.8	by Chad Cunningham of Tennessee (10/3)
		by Trent Hawk of Furman (11/7)
Punt Average	.49.5	by Scott Kozlowski of West Virginia (9/19)
Punts Inside 20	.4	by Chad Cunningham of Tennessee (10/3)
		by Ryan Tydlacka of Kentucky (10/17)
Punt Returns	.3	by Marshay Green of Ole Miss (10/31)
Punt Return Yards	.43	by Marshay Green of Ole Miss (10/31)
Kickoff Returns	.9	by R.J. Webb of Furman (11/7)
Kickoff Return Yards	.195	by R.J. Webb of Furman (11/7)
FG Attempts	.3	by Ian McGarvey of Ball State (9/26)
		by Josh Jasper of LSU (10/24)
FG Made	.3	by Ian McGarvey of Ball State (9/26)
Interceptions	.1	four times
		last by Chris Hawkins of LSU (10/24)
Interception Yards	.21	by Jason Pinkston of Ball State (9/26)

## Opponent Individual Long Plays

Rushing	.79	by Dexter McCluster of Ole Miss (10/31)
Passing	.58	by Jarrett Brown of West Virginia (9/19)
Receiving	.58	by Brad Starks of West Virginia (9/19)
Field Goal	.46	by Matt Nelson of Louisiana Tech (9/5)
Punt	.60	by Trent Hawk of Furman (11/7)
Punt Return	.29	by Marshay Green of Ole Miss (10/31)
Kickoff Return	.82	by Jesse Grandy of Ole Miss (10/31)
Interception Return	.21	by Jason Pinkston of Ball State (9/26)

## 2009 Plays Of 20+ Yards

Yards	Type	Player(s)	Opponent	Qtr.
93 (TD)	pass	Terrell Zachery from Chris Todd	Louisiana Tech	3rd
82 (TD)	pass	Mario Fannin from Chris Todd	West Virginia	3rd
65 (TD)	pass	Terrell Zachery from Chris Todd	Ball State	2nd
62	run	Onterio McCalebb	Ball State	2nd
60 (TD)	run	Ben Tate	Arkansas	3rd
60	run	Terrell Zachery	Arkansas	3rd
53 (TD)	run	Ben Tate	Ole Miss	3rd
52 (TD)	run	Neil Caudle	Ball State	4th
50 (TD)	run	Anthony Gulley	Furman	4th
48 (TD)	run	Onterio McCalebb	Mississippi State	2nd
46 (TD)	pass	Terrell Zachery from Chris Todd	Ball State	2nd
42	pass	Terrell Zachery from Chris Todd	Ole Miss	2nd
41	pass	Terrell Zachery from Chris Todd	Ole Miss	3rd
41 (TD)	pass	Darvin Adams from Chris Todd	Furman	2nd
37	pass	Eric Smith from Chris Todd	West Virginia	2nd
37	pass	Darvin Adams from Chris Todd	Kentucky	4th
36 (TD)	pass	Mario Fannin from Chris Todd	Ball State	3rd
35 (TD)	run	Ben Tate	Mississippi State	3rd
33	pass	Terrell Zachery from Chris Todd	Mississippi State	4th
32	run	Mario Fannin	Tennessee	3rd
32	pass	Quindarius Carr from Chris Todd	Arkansas	3rd
30	pass	Darvin Adams from Chris Todd	Mississippi State	1st
30	run	Mario Fannin	Furman	2nd
28	pass	Darvin Adams from Chris Todd	Louisiana Tech	4th
28	pass	Darvin Adams from Chris Todd	Mississippi State	2nd
28	pass	Eric Smith from Chris Todd	West Virginia	1st
28	run	Ben Tate	Arkansas	3rd
28 (TD)	pass	Darvin Adams from Chris Todd	Ole Miss	2nd
26	pass	Mario Fannin from Chris Todd	Louisiana Tech	1st
26 (TD)	pass	Darvin Adams from Chris Todd	Ball State	3rd
26	pass	Tommy Trott from Chris Todd	Furman	1st
26	pass	DeAngelo Benton from Chris Todd	Furman	2nd
24	pass	Jay Wisner from Chris Todd	Mississippi State	3rd
24	pass	Onterio McCalebb from Chris Todd	Tennessee	1st
24 (TD)	pass	Mario Fannin from Chris Todd	Furman	1st
23	run	Mario Fannin	Mississippi State	1st
23 (TD)	pass	Darvin Adams from Chris Todd	Furman	2nd
22	pass	Onterio McCalebb from Chris Todd	Tennessee	2nd
22	pass	DeAngelo Benton from Neil Caudle	Furman	3rd
21	pass	Darvin Adams from Chris Todd	Mississippi State	2nd
21	run	Ben Tate	Mississippi State	3rd
21	pass	Eric Smith from Chris Todd	Arkansas	2nd
21	run	Ben Tate	Arkansas	3rd
21	run	Mario Fannin	Ole Miss	4th
21	pass	Darvin Adams from Chris Todd	Furman	1st
21	pass	Philip Lutzenkirchen from Neil Caudle	Furman	4th
20	pass	Mario Fannin from Chris Todd	Louisiana Tech	2nd
20	pass	Darvin Adams from Chris Todd	Mississippi State	2nd
20	run	Ben Tate	Tennessee	2nd
20	pass	Darvin Adams from Chris Todd	Tennessee	4th
20	pass	Darvin Adams from Chris Todd	Furman	1st

### Play Breakdown

#### BY PLAY

Pass.....	35
Run .....	16

#### BY GAME

Louisiana Tech .....	4
Mississippi State .....	10
West Virginia .....	3
Ball State .....	6
at Tennessee .....	5
at Arkansas .....	6
Kentucky .....	1
at LSU .....	0
Ole Miss .....	5
Furman .....	11
at Georgia .....	-
Alabama .....	-

#### BY QUARTER

1st .....	9
2nd .....	18
3rd .....	16
4th .....	8

#### RUSHING

Ben Tate .....	7
Mario Fannin .....	4
Onterio McCalebb .....	2
Neil Caudle .....	1
Anthony Gulley .....	1
Terrell Zachery.....	1

#### PASSING

Chris Todd .....	33
Neil Caudle .....	2

#### RECEIVING

Darvin Adams .....	13
Terrell Zachery.....	6
Mario Fannin .....	5
Eric Smith .....	3
DeAngelo Benton .....	2
Onterio McCalebb .....	2
Quindarius Carr .....	1
Philip Lutzenkirchen .....	1
Tommy Trott.....	1
Jay Wisner.....	1

# The Last Time ...

## An Auburn Team

**Had 35 First Downs...** vs. Western Carolina, 2002 (37)  
**Had 30 First Downs...** vs. Furman, 2009 (30)  
**Had 400 yards rushing...** vs. Mississippi State, 2003 (405)  
**Had 300 yards rushing...** vs. Mississippi State, 2009 (390)  
**Had 300 yards rushing in consecutive games...** vs. Louisiana Tech (301); vs. Mississippi State (390), 2009  
**Had 50 or more rushing attempts...** vs. Louisiana Tech, 2009 (52)  
**Had six or more rushing TDs...** at Kentucky, 2005 (6)  
**Had five or more rushing TDs...** vs. Furman, 2009 (5)  
**Had four or more rushing TDs...** vs. Furman, 2009 (5)  
**Had 350 or more yards passing...** vs. Furman, 2009 (373)  
**Had 300 or more yards passing...** vs. Furman, 2009 (373)  
**Had 50 or more pass attempts...** vs. Mississippi State, 1997 (54)  
**Had 30 or more pass completions...** vs. Arkansas, 1995 (34)  
**Had five TDs passing...** vs. Ball State, 2009 (5)  
**Had four TDs passing...** vs. Furman, 2009 (4)  
**Had three TDs passing...** vs. Furman, 2009 (4)  
**Had 500 or more yards total offense...** vs. Furman, 2009 (655)  
**Had 500 or more yards total offense in consecutive games...** vs. Louisiana Tech (556), vs. Mississippi State, 2009 (589)  
**Had 80 or more total plays...** at Tennessee, 2009 (83)  
**Scored 70 or more points...** vs. Louisiana-Monroe, 2003 (73)  
**Scored 60 or more points...** vs. Furman, 2009 (63)  
**Scored 50 or more points...** vs. Furman, 2009 (63)  
**Scored 40 or more points...** vs. Furman, 2009 (63)  
**Scored 40 or more points in three consecutive games...** vs. Mississippi State (49), vs. West Virginia (41), vs. Ball State (54), 2009  
**Had five or more fumbles...** vs. Southern Miss (5), 2008  
**Did not commit a turnover...** at Tennessee, 2009  
**Had 200-yard rusher and 100-yard receiver in a game...** vs. Syracuse, 2002 (Carnell Williams [202 rush] and Marcel Willis [113 receiving])  
**Had 150-yard rusher and 150-yard receiver in a game...** at Arkansas, 2001 (Carnell Williams [177 rush] and Tim Carter [156 receiving])  
**Had 100-yard receiver and 100-yard rusher in a game...** vs. Mississippi State, 2009 (Ben Tate [157 rush], Onterio McCalebb [114 rush], Darvin Adams [116 rec])  
**Had two 100-yard rushers in a game...** vs. Mississippi State, 2009 (Ben Tate [157] and Onterio McCalebb [114])  
**Had two 150-yard rushers in a game...** vs. Mississippi State, 2003 (Brandon Jacobs [182] and Carnell Williams [164])  
**Had three 100-yard rushers in a game ...** vs. Maryland, 1983 (Tommie Agee [219], Lionel James [115] and Bo Jackson [105])  
**Had two 100-yard receivers in a game...** vs. LSU, 1999 (Ronney Daniels [120] and Markeith Cooper [105])  
**Had a 60-yard run and a 60-yard pass in a game ...** vs. Ball State, 2009 (Onterio McCalebb 62 rush, Chris Todd to Terrell Zachery 65 pass)  
**Had three players with 2 rushing TDs...** vs. Louisiana-Monroe, 2003 (Carnell Williams [2], Brandon Jacobs [2], Tre Smith [2])  
**Had two players with seven or more catches in a game ...** Courtney Taylor vs. Alabama, 2003 (7), Silas Daniels vs. Alabama, 2003 (7)  
**Scored a touchdown on offense, defense and special teams...** vs. Louisiana-Monroe, 2008 (2 offense [1 pass, 1 rush], 1 defense [fumble return], 1 special team [punt return])  
**Scored on the first offensive play ...** vs. Alabama, 2003 (Carnell Williams, 80 yard run)  
**Returned a punt for a TD...** vs. Louisiana-Monroe, 2008 (Robert Dunn) [66 yards]  
**Returned a kickoff for a TD...** vs. Tennessee-Martin, 2008 (Tristan Davis) [95 yards]  
**Returned opening kickoff for a TD...** vs. Tennessee-Martin, 2008 (Tristan Davis) [95 yards]  
**Returned three interceptions for TDs...** vs. LSU, 1994 (Ken Alvis, Fred Smith, Brian Robinson)  
**Returned two interceptions for TDs...** vs. LSU, 1994 (Ken Alvis, Fred Smith, Brian Robinson)  
**Returned an interception for a TD...** vs. Ole Miss, 2009 (Walt McFadden) [29]  
**Returned two fumbles for TDs...** vs. Vanderbilt, 2002 (Spencer Johnson, Karlos Dansby)  
**Returned a fumble for a TD...** vs. Tennessee, 2008 (Jake Ricks) [0]  
**Blocked a punt ...** vs. Florida, 2006 (Jerraud Powers)  
**Blocked two punts...** vs. La-Monroe, 2003 (3 - Justin Fetsko [2], Donnay Young)  
**Blocked three punts ...** vs. La-Monroe, 2003 (3 - Justin Fetsko [2], Donnay Young)  
**Returned a blocked punt for a TD...** vs. Florida, 2006 (Tre Smith)  
**Blocked a field goal ...** vs. Kentucky, 2009 (Jake Ricks)  
**Returned a blocked field goal for a TD...** vs. Kentucky, 2009 (Neiko Thorpe) [69]

**Blocked two field goals in a game...** at Georgia, 2001 (Alton Moore, 2)  
**Blocked a PAT attempt ...** vs. Ole Miss, 2009 (Antonio Coleman)  
**Blocked two PAT attempt ...** vs. LSU, 1998 (Charles Dorsey, 2)  
**Missed a kicking PAT...** vs. Georgia, 2008 (mishandled snap)  
**Had a punt blocked...** at Mississippi State, 2009 (Clinton Durst)  
**Had a field goal blocked...** at Alabama, 2008 (Morgan Hull)  
**Had a successful on-side kick...** at West Virginia, 2008 (Wes Byrum/Wes Byrum)  
**Was held scoreless...** at Alabama, 2008 (0-36)  
**Was held scoreless at Jordan-Hare Stadium...** vs. Southern California, 2003 (0-23)  
**Held an opponent scoreless...** vs. Louisiana-Monroe, 2008 (34-0)  
**Held an opponent scoreless at Jordan-Hare Stadium...** vs. La-Monroe, 2008 (34-0)  
**Held an opponent to five or less first downs...** vs. Ball State, 2001 (5)  
**Held an opponent to 10 or less first downs...** vs. Tennessee, 2008 (9)  
**Intercepted five or more passes...** vs. West Virginia, 2009 (5)  
**Intercepted four or more passes...** vs. West Virginia, 2009 (5)  
**Held an opponent to 300 or less yards total offense...** vs. Furman, 2009 (266)  
**Held an opponent to 200 or less yards total offense...** vs. Tennessee, 2008 (191)  
**Held an opponent to 150 or less yards total offense...** at Mississippi State, 2008 (116)  
**Held an opponent to 100 or less yards total offense...** vs. Ball State, 2001 (92)  
**Held an opponent to 100 or less yards rushing...** vs. Furman, 2009 (87)  
**Held an opponent to 50 or less yards rushing...** vs. Tennessee-Martin, 2008 (38)  
**Held an opponent to negative yards rushing...** vs. Florida, 2001 (-36)  
**Held an opponent to 100 or less yards passing...** vs. Kentucky, 2009 (75)  
**Held an opponent without a touchdown...** at Mississippi State, 2008  
**Scored a safety...** vs. Ball State, 2009 (Josh Bynes)  
**Scored on a fake field goal...** vs. Vanderbilt, 2000 (Duval pass to Diamond)  
**Scored an offensive two-point conversion ...** at Alabama, 2006 (Lee Guess pass from Carl Stewart)  
**Scored two or more offensive two-point conversions...** vs. Florida, 2002 [2]  
**Scored a defensive two-point conversion...** vs. Ole Miss, 2009 (Demond Washington)  
**Had 10 or more penalties...** vs. Vanderbilt, 2007 (11)  
**Had 100 or more penalty yards...** at Ole Miss, 2000 (112)  
**Had 35 minutes time of possession...** at West Virginia, 2008 (35:19)  
**Was involved in a game that ended in a tie...** vs. Georgia, 1994 (23-23)  
**Was involved in an overtime game...** vs. Clemson [Chick-fil-A], 2007 (23-20 win)  
**Won a game without scoring an offensive touchdown ...** at Miss. State, 2008 (3-2)

## An Auburn Player

**Rushed 40 times in a game...** Carnell Williams vs. Syracuse, 2002 (40)  
**Rushed 35 times in a game...** Kenny Irons at Georgia, 2005 (37)  
**Rushed 30 times in a game...** Kenny Irons at Arkansas, 2005 (33)  
**Rushed for 200 yards in a game...** Kenny Irons at LSU, 2005 (218)  
**Rushed for 150 yards in a game...** Ben Tate at Arkansas, 2009 (184)  
**Rushed for 100 yards in a game...** Ben Tate vs. Ole Miss, 2009 (144)  
**Quarterback rushed for 100 yards in a game...** Kodi Burns vs. Tennessee-Martin, 2008 (158)  
**Rushed for 100 yards in five consecutive games...** Kenny Irons vs. Alabama (103), at Georgia (179), at Kentucky (103), vs. Ole Miss (101), at LSU (218), 2005  
**Rushed for 100 yards in four consecutive games...** Kenny Irons vs. Alabama (103), at Georgia (179), at Kentucky (103), vs. Ole Miss (101)  
**Rushed for 100 yards in three consecutive games...** Ben Tate at Tennessee (128), at Arkansas (184), vs. Kentucky, (132), 2009  
**Rushed for 100 yards in consecutive games...** Ben Tate at Arkansas (184), vs. Kentucky, (132), 2009  
**Rushed for 150 yards in three consecutive games...** Carnell Williams vs. Tennessee (185), at Arkansas (150), vs. Mississippi State (164), 2003  
**Rushed for 150 yards in consecutive games...** Kenny Irons at Arkansas (182), at LSU (218), 2005  
**Rushed for 4 or more TDs in a game...** Carnell Williams vs. Mississippi State, 2003 (6)  
**Rushed for 3 or more TDs in a game...** Kodi Burns vs. Mississippi State, 2009 (3)  
**Rushed for 2 or more TDs in four consecutive games...** Carnell Williams vs. Western Carolina (2), vs. Vanderbilt (2), at Miss. State (2), vs. Syracuse (2), 2002  
**Rushed for 2 or more TDs in three consecutive games...** Ronnie Brown at Florida (2), vs. LSU (2), at Ole Miss (3), 2002  
**Passed for 400 yards in a game...** Ben Leard at Georgia, 1999 (416)  
**Passed for 300 yards in a game...** Brandon Cox vs. Georgia Tech, 2005 (342)  
**Attempted 50 passes in a game...** Dameyune Craig vs. Mississippi State, 1997 (54)

# The Last Time ...

**Attempted 40 passes in a game...** Kodi Burns at Ole Miss, 2008 (43)  
**Threw five TDs in a game...** Chris Todd vs. Ball State, 2009 (5)  
**Threw four TDs in a game...** Chris Todd vs. Furman, 2009 (4)  
**Threw three TDs in a game...** Chris Todd vs. Furman, 2009 (4)  
**Threw four TDs or more in consecutive games...** Chris Todd vs. West Virginia (4), vs. Ball State (5), 2009  
**Had 400 yards total offense in a game...** Jason Campbell vs. Tennessee, 2004 (431)  
**Had 300 yards total offense in a game...** Kodi Burns at Ole Miss, 2008 (340)  
**Accounted for four or more TDs in a game...** Chris Todd vs. Furman, 2009 (4)  
**Accounted for three or more TDs in a game...** Chris Todd vs. Furman, 2009 (4); Darvin Adams vs. Furman, 2009 (3)  
**Caught 15 passes in a game...** Willie Gosha vs. Arkansas, 1995 (17)  
**Caught 10 or more passes in a game...** Ronney Daniels vs. Central Florida, 1999 (10)  
**Caught seven or more passes in a game...** Mario Fannin vs. Louisiana Tech, 2009 (8)  
**Had 200 or more yards receiving in a game...** Ronney Daniels at Georgia, 1999 (249)  
**Had 150 or more yards receiving in a game...** Ben Obomanu vs. Ole Miss, 2003 (150)  
**Had 100 or more yards receiving in a game...** Darvin Adams vs. Furman, 2009 (115)  
**Had 100 yards receiving in consecutive games...** Courtney Taylor at Ole Miss (108); vs. Arkansas State (116), 2006  
**Caught four or more TD passes in a game...** Alexander Wright vs. Pacific, 1989 (4)  
**Caught three or more TD passes in a game...** Darvin Adams vs. Furman, 2009 (3)  
**Caught two or more TD passes in a game...** Darvin Adams vs. Furman, 2009 (3)  
**Caught a TD pass in consecutive games...** Darvin Adams vs. Ole Miss, vs. Furman, 2009  
**Running back caught a TD pass in consecutive games ...** Mario Fannin vs. West Virginia, Ball State, 2009  
**Tight End caught a TD pass in consecutive games ...** Gabe McKenzie vs. Kansas State; South Florida, 2007  
**Scored 15 or more points kicking...** John Vaughn vs. Washington State, 2006 (16)  
**Scored 10 or more points kicking...** Wes Byrum at Tennessee, 2009 (14)  
**Kicked five or more field goals in a game...** Jaret Holmes vs. UAB, 1996 (5)  
**Kicked four or more field goals in a game...** Wes Byrum at Tennessee, 2009 (4)  
**Had 150 kickoff return yards in a game...** Tristan Davis vs. Arkansas, 2008 (182)  
**Had 100 punt return yards in a game...** Robert Dunn vs. Southern Miss, 2008 (103)  
**Scored four or more TDs...** Carnell Williams vs. Mississippi State, 2003 (6 rush)  
**Scored three or more TDs...** Darvin Adams vs. Furman, 2009 (3 receiving)  
**Scored a rushing and receiving TD in a game...** Mario Fannin vs. Georgia, 2008  
**Had an 80-yard run...** Carnell Williams vs. Alabama, 2003 (80)  
**Had a 70-yard run...** Tristan Davis at Kentucky, 2005 (75)  
**Had a 60-yard run...** Ben Tate at Arkansas, 2009 (60); Terrell Zachery at Arkansas, 2009 (60)  
**Completed an 80-yard pass...** Chris Todd to Mario Fannin vs. West Virginia, 2009 (82)  
**Completed a 70-yard pass...** Chris Todd to Mario Fannin vs. West Virginia, 2009 (82)  
**Completed a 60-yard pass...** Chris Todd to Terrell Zachery vs. Ball State, 2009 (65)  
**Kicked a field goal of 50 or more yards...** Wes Byrum vs. Southern Miss, 2008 (52)  
**Kicked a field goal of 50 or more yards in consecutive games...** John Vaughn, 2006; at Mississippi State (55), vs. Washington State (52)  
**Kicked two field goals of 50 or more yards in a game...** Win Lyle vs. Tennessee, 1987 [55, 52]  
**Had a 70-yard punt...** Kody Bliss vs. Tualne, 2006 (71)  
**Had a 60-yard punt...** Ryan Shoemaker vs. New Mexico State, 2007 (67)  
**Blocked a field goal in a game...** Tez Doolittle vs. Georgia, 2008  
**Blocked two field goals in a game...** Alton Moore at Georgia, 2001  
**Blocked a PAT attempt ...** Antonio Coleman vs. Ole Miss, 2009  
**Blocked two PAT attempts ...** Charles Dorsey vs. LSU, 1998 (2)  
**Blocked a punt in a game...** Jerraud Powers vs. Florida, 2006  
**Blocked two punts in a game...** Justin Fetsko vs. Louisiana-Monroe, 2003 (2)  
**Intercepted three or more passes in a game...** Junior Rosegreen at Tennessee, 2004 (4)  
**Intercepted two or more passes in a game...** Walt McFadden vs. Ole Miss, 2009 (2)  
**Intercepted a pass in consecutive games...** Jerraud Powers, 2007; at Georgia; vs. Alabama, 2007  
**Intercepted a pass in three consecutive games...** Jerraud Powers, 2007; vs. Tennessee Tech, at Georgia; vs. Alabama  
**Recovered two fumbles in a game...** Sen'Derrick Marks at Alabama, 2006 (2)  
**Forced two fumbles in a game...** Quentin Groves at Alabama, 2006 (2)

## An Auburn Opponent

**Scored 50 or more points...** Georgia, 1996 (56) [4 OT]  
**Scored 40 or more points...** Arkansas, 2009 (44)  
**Had 350 or more yards rushing...** Arkansas, 2002 (426)  
**Had 300 or more yards rushing...** Arkansas, 2002 (426)  
**Had 250 or more yards rushing...** Kentucky, 2009 (282)  
**Had 50 or more rushing attempts...** Alabama, 2008 (50)  
**Had 400 yards passing...** Louisiana Tech, 2000 (433)  
**Had 350 yards passing...** Tennessee, 2003 (355)  
**Had 300 yards passing...** West Virginia, 2009 (302)  
**Had 50 or more pass attempts...** Kansas State, 2007 (57)  
**Had 40 or more pass attempts...** at Tennessee, 2009 (44)  
**Had 30 or more pass completions...** Kansas State, 2007 (32)  
**Had 25 or more pass completions...** Tennessee-Martin, 2008 (27)  
**Had four or more TDs passing...** Florida, 2000 [SEC Championship] (4)  
**Had three or more TDs passing...** LSU, 2007 (3)  
**Had five passes intercepted...** West Virginia, 2009 (5)  
**Had four passes intercepted...** West Virginia, 2009 (5)  
**Had 600 yards total offense...** Florida, 1996 (625)  
**Had 500 yards total offense...** West Virginia, 2009 (509)  
**Had 400 yards total offense...** Arkansas, 2009 (495)  
**Had five or more fumbles...** South Carolina, 2005 (5)  
**Lost four or more fumbles...** Mississippi State, 2002 (4)  
**Returned a punt for a TD...** LSU, 2005 (Skyler Green, 66 yards)  
**Returned a kickoff for a TD...** Ole Miss, 2009 (Jesse Grandy, 82 yards)  
**Returned an interception for a TD...** Mississippi State, 2007 (Derek Pegues, 20 yards)  
**Returned a fumble for a TD...** Arkansas, 1997 (C.J. McLain, 52 yards)  
**Returned a blocked punt for a TD...** Mississippi State, 2009 (Robert Elliott, 10 yards)  
**Blocked an Auburn punt...** Mississippi State, 2009  
**Blocked an Auburn field goal...** Alabama, 2008 (Bobby Greenwood)  
**Held Auburn to 300 yards total offense...** LSU, 2009 (193)  
**Held Auburn to 200 yards total offense...** LSU, 2009 (193)  
**Held Auburn below 100 yards rushing...** Alabama, 2008 (57)  
**Held Auburn below 50 yards rushing...** Georgia Tech, 2003 (40)  
**Held Auburn to negative yards rushing...** Tennessee, 1997 (-15)  
**Held Auburn below 100 yards passing...** LSU, 2009 (81)  
**Held Auburn to 10 or less first downs...** Alabama, 2008 (8)  
**Had 10 or more penalties...** Arkansas, 2007 (10)  
**Had 100 or more yards in penalties...** Arkansas, 2007 (100)  
**Had two 100-yard rushers in a game...** Kentucky, 2009 [Derrick Locke, 126; Randall Cobb, 109]  
**Had two 100-yard receivers in a game...** Tulane, 2006 [Preston Brown, 139; Damarcus Davis, 126]  
**Had a 100-yard rusher and a 100-yard receiver...** Ole Miss, 2009 [Dexter McCluster, 186 rush; Shay Hodge, 105 rec.]  
**Had a 100-yard rusher and two 100-yard receivers...** Tulane, 2006 [Matt Forte, 117 rush; Preston Brown, 139 rec.; Damarcus Davis, 126 rec.]  
**Did Not Have a Turnover ...** Kentucky, 2009  
**Scored a safety...** Mississippi State, 2008 (Ryan Pugh holding penalty)  
**Scored a two-point conversion...** Alabama, 2005  
**Had 35 minutes time of possession...** Arkansas, 2009 (38:27)

# The Last Time ...

---

## An Opposing Player

Rushed for 200 yards in a game... Noel Devine, West Virginia, 2008 (207)  
Rushed for 150 yards in a game... Dexter McCluster, Ole Miss, 2009 (186)  
Rushed for 100 yards in a game... Dexter McCluster, Ole Miss, 2009 (186)  
Passed for 400 yards in a game... Luke McCown, La. Tech, 2000 (433)  
Passed for 350 yards in a game... Casen Clausen, Tennessee, 2003 (355)  
Passed for 300 yards in a game... Matt Flynn, LSU, 2007 (319)  
Attempted 50 passes in a game... Josh Freeman, Kansas State, 2007 (57)  
Attempted 40 passes in a game... Cade Thompson, Tennessee-Martin, 2008 (46)  
Completed 25 passes in a game... Cade Thompson, Tennessee-Martin, 2008 (27)  
Threw three or more TD passes in a game... Pat White, West Virginia, 2008 (3)  
Had 400 yards total offense... Luke McCown, La. Tech, 2000 (436)  
Had 350 yards total offense... Matt Flynn, LSU, 2007 (353)  
Accounted for 3 or more TDs... Noel Devine, West Virginia, 2009 (3)  
Caught 10 or more passes... Terrance Toliver, LSU, 2009 (9)  
Caught seven or more passes... Shay Hodge, Ole Miss, 2009 (7)  
Had 100 yards receiving... Shay Hodge, Ole Miss, 2009 (105)  
Had 200 yards receiving... Charles Lee, Central Florida, 1999 (203)  
Caught three or more TD passes... Chris Collins, Ole Miss, 2002 (3)  
Scored three TDs... Noel Devine, West Virginia, 2009 (3)  
Had a 90-yard run... Guy Minor, LSU, 1936 (90)  
Had an 80-yard run... C.J. Spiller, Clemson [Chick-fil-A], 2007 (83) [TD]  
Had a 70-yard run... Dexter McCluster, Ole Miss, 2009 (79) [TD]  
Had a 60-yard run... Dexter McCluster, Ole Miss, 2009 (79)  
Completed an 80-yard pass... Bryan Randall to Josh Morgan, Va. Tech, 2004 (80) [TD]  
Completed a 70-yard pass... Bryan Randall to Josh Morgan, Virginia Tech, 2004 (80) [TD]  
Completed a 60-yard pass... Andre' Woodson to Rafael Little, Kentucky, 2005 (65)  
Kicked a 50-yard field goal... Steve Lindsey, Ole Miss, 1997 (52)  
Had a 70-yard punt... Blake McAdams, Mississippi State, 2007 (73)  
Had a 60-yard punt... Trent Hawk, Furman, 2009 (60)  
Made three or more FGs ... Colt David, LSU, 2007 (3)