



# 2009 FOOTBALL AUBURN TIGERS



## GAME 10

**AUBURN (6-3, 3-3 SEC) VS. FURMAN (4-4, 3-3 SoCon)**  
**NOVEMBER 7, 2009 • 12:30 PM CT • TV: PAY PER VIEW**  
**JORDAN-HARE STADIUM (87,451) • AUBURN, AL**



### QUICK FACTS

#### COACHES

Gene Chizik (Florida, 1985)  
Auburn Record .....6-3 (1st year)  
vs. Furman .....First meeting  
Overall Record .....11-22 (3rd year)  
vs. Furman .....First meeting

Bobby Lamb (Furman, 1987)  
Furman Record ..... 60-33 (8th year)  
vs. Auburn .....First meeting  
Furman Record .....60-33 (8th year)  
vs. Auburn .....First meeting

#### SERIES

**Auburn leads, 3-0**  
at Auburn.....AU leads, 3-0  
at Greenville .....AU leads, 8-2  
Last Meeting .....AU 41, FU 0  
Oct. 6, 1956 in Auburn  
Current Streak .....AU, 3

#### RANKINGS

Auburn.....Receiving votes  
Furman .....Not ranked

#### TELEVISION • PAY PER VIEW

Play-by-play.....Andy Burcham  
Analyst .....Cole Cubelic  
Sidelines .....Melissa Lee  
Pay-per-view will be available in the states of Alabama and South Carolina to cable subscribers and small dish owners who subscribe to DirecTV (Ch. TBA) or Dish Network (Ch. TBA). Fans should contact their local cable provider or small dish provider to order the game. Other home dish owners should call 1-800-TV-STARs to order the game.

#### RADIO • AUBURN ISP SPORTS NETWORK

The Auburn ISP Sports Network provides radio coverage to over 50 stations that cover the Southeast. Rod Bramblett (play-by-play), Stan White (color), Quentin Riggins (sideline), Paul Ellen (studio) and Andy Burcham (locker room) provide gameday analysis.

SATELLITE RADIO.....XM Channel 241  
LOCALLY.....WKKR-FM (97.7)

#### INTERNET

Live audio & stats .....www.auburntigers.com

#### THE GAME

Auburn hosts Homecoming this weekend as the Tigers meet Furman for the first time since 1956. It will mark the final regular season non-conference game for Auburn, which will be playing for the 10th consecutive Saturday.

#### AUBURN HEADLINES

- ▶ Auburn leads the series 3-0, surrendering just six points in the three meetings.
- ▶ Auburn has won its last 17 homecoming contests, matching the longest streak in school history.
- ▶ Auburn is 31-2-1 in its last 34 Homecoming games.
- ▶ Auburn is 10th in the nation in rushing offense (224.2), 22nd in scoring offense (31.9) and 26th in total offense (427.6).
- ▶ Auburn's current pace of 427.6 yards per game would result in a school-record 5,559 yards of offense by the end of the season.
- ▶ Auburn has 11 scoring drives this season that have taken less than one minute, and 10 of those ended with touchdowns.
- ▶ Auburn has had 12 plays this season of more than 40 yards, and eight of those resulted in touchdowns.
- ▶ Auburn has scored four non-offensive touchdowns this season, including three on defense, and returned a blocked PAT for a score as well.
- ▶ Auburn has held three of its last five opponents to less than 25 percent on third-down conversions.
- ▶ Ben Tate ranks 11th nationally in rushing (118.6), and has six 100-yard rushing games this season.
- ▶ Tate ranks fifth in school history in rushing (3,026 yards) and has posted the 18th 1,000-yard rushing season in school history, now with 1,067 this season.
- ▶ Auburn has 16 touchdown passes this season, including 13 from Chris Todd. Last year, Auburn had just seven touchdown passes as a team during the entire season.
- ▶ Sophomore Darvin Adams and junior Terrell Zachery have combined for 54 catches for 949 yards and 10 touchdowns. They entered this season with a combined five catches for 42 yards and no scores.
- ▶ Wes Byrum ranks tied for fourth nationally in field goal percentage (92.9) among kickers who have attempted at least 10 field goals.
- ▶ Antonio Coleman leads the team with 11.0 tackles for loss and 5.5 sacks, and is fifth in school history with 20.0 career sacks, one behind Tracy Rocker.

#### AUBURN (6-3, 3-3 SEC)

Date	Opponent	Score/Time
Sept. 5	LOUISIANA TECH [ESPNU]	W, 37-13
Sept. 12	MISSISSIPPI STATE [FSS]	W, 49-24
Sept. 19	WEST VIRGINIA [ESPN2]	W, 41-30
Sept. 26	BALL STATE [FSS]	W, 54-30
Oct. 3	at Tennessee [ESPN]	W, 26-22
Oct. 10	at Arkansas [ESPN]	L, 23-44
Oct. 17	KENTUCKY [ESPNU]	L, 14-21
Oct. 24	at #9/10/9 LSU [ESPN2]	L, 10-31
Oct. 31	#24/22/23 OLE MISS [SEC Net]	W, 33-20
Nov. 7	FURMAN (HC) [PPV]	12:30 p.m.
Nov. 14	at Georgia [ESPN/ESPN2]	6 p.m.
Nov. 27	ALABAMA [CBS]	1:30 p.m.

*All times Central*

#### FURMAN (4-4, 3-3 SoCon)

Date	Opponent	Score/Time
Sept. 5	PRESBYTERIAN	W, 45-21
Sept. 12	at Chattanooga	W, 38-20
Sept. 19	at #NR/25 Missouri	L, 12-52
Sept. 26	at Western Carolina	W, 33-14
Oct. 3	ELON	L, 12-19
Oct. 17	SAMFORD	W, 26-24
Oct. 24	at The Citadel	L, 28-38
Oct. 31	APPALACHIAN STATE	L, 52-27
Nov. 7	at Auburn	12:30 p.m.
Nov. 14	at Georgia Southern	2 p.m.
Nov. 21	WOFFORD	3 p.m.

*All times Central*

# 2009 Auburn Football Game Notes

## STATISTICAL COMPARISON

### AUBURN VS. FURMAN

	AU	FU
Points Scored	31.9	27.6
Total Offense	427.6	379.1
Rushing Yards	224.2	151.4
Passing Yards	203.3	227.8
First Downs	20.6	21.3
3rd Down Pct.	40%	46%
Time of Possession	27:48	29:06
Points Allowed	26.1	30.0
Yards Allowed	371.4	429.5
Rushing Yards Allowed	179.0	153.5
Passing Yards Allowed	192.4	276.0

## STATISTICAL LEADERS

### RUSHING YARDS

AUBURN	FURMAN
Ben Tate.....1067	Tersoo Uhaa .....441
Onterio McCalebb..464	Jerry Williams.....359
Mario Fannin .....197	Chris Forcier .....84
Kodi Burns .....144	Jordan Sorrells.....73

### PASSING YARDS

AUBURN	FURMAN
Chris Todd .....1702	Jordan Sorrells .....1738
Kodi Burns .....75	

### RECEPTIONS

AUBURN	FURMAN
Darvin Adams .....32	Adam Mims.....55
Mario Fannin .....27	R.J. Webb .....22
Terrell Zachery.....22	Sederrick Cunningham..20
Ben Tate.....14	Two tied with .....15

### POINTS SCORED

AUBURN	FURMAN
Wes Byrum .....73	Tersoo Uhaa .....54
Darvin Adams .....36	Matthew Cesari.....47
Ben Tate.....36	Two tied with .....18

### TACKLES

AUBURN	FURMAN
Craig Stevens .....77	Kadarron Anderson 103
Josh Bynes.....73	Chris Wiley .....58
Neiko Thorpe.....55	Ryan Steed .....51
Zac Etheridge.....52	Max Lerner .....49
Daren Bates.....51	Nathan Wade .....45

### INTERCEPTIONS

AUBURN	FURMAN
Walter McFadden.....4	Ryan Steed .....2
Seven tied with.....1	Max Lerner .....2

### SACKS

AUBURN	FURMAN
Antonio Coleman ....5.5	Chris Wiley.....2.0
Mike Blanc.....3.0	Shaun van Rensburg..1.5

## HOMECOMING ON THE PLAINS

This Saturday's game will mark the 96th observance of Homecoming at Auburn and the 83rd homecoming game for the Tigers.

Homecoming at Auburn began in June 1913, when Dr. Charles Thach, president of what was then Alabama Polytechnic Institute, issued a proclamation calling for "the observance of a Homecoming for all those loyal sons who, as former Auburn students, have passed through her portals and received her honors."

Homecoming festivities were held in connection with the spring commencement exercises until 1924. Auburn beat Clemson, 13-0, in Auburn's first Homecoming game. The game was played on old Drake Field, which is now the parking lot for the new student union.

Until the first section of Jordan-Hare Stadium was completed in 1939, Auburn sometimes observed Homecoming in Montgomery or Columbus, Ga., since adequate campus facilities were not available. Auburn did not have Homecoming games in 1930 and 1938. There was no football team in 1943 because of WWII.

Auburn is 69-8-5 in Homecoming games. Mississippi State (16 times) has been the most common Homecoming guest.

## AUBURN HOMECOMING COURT

At halftime of Saturday's game, the Homecoming Queen will be crowned on the east side of the field. A pool of more than 50 applicants went through two rounds of interviews and cuts before the five finalists were announced.

The queen will be elected by a vote of the Auburn student body on Friday, Nov. 6 and the winner's name is kept in anonymity until the announcement.

The five finalists are Grace Anthony, Christian Becraft, Kimmey Henderson, Grace Ann Sooter and Abby Womack. All applicants must be an undergraduate with senior status and maintain a grade point average of 2.5 or better. Each applicant was also nominated by a member of one of the 300 campus organizations.

## HOMECOMING NOTABLES

Auburn has won 17 straight Homecoming contests, which matches the longest streak in school history (1953-69) ... The Tigers' average margin of victory in those 17 games is +24.1 ... Auburn has scored 25 or more points in 22 of the last 26 Homecoming games, including 30 or more points in 20 of those contests ... Auburn is 31-2-1 in its last 34 Homecoming games ... This will be the fourth Homecoming game to be played on Nov. 7 and first since 1998 ... Auburn is 3-0 in its previous Nov. 7 Homecoming games, with wins over Mississippi State (1964), North Texas State (1981) and Central Florida (1998).

## AUBURN-FURMAN SERIES NOTES

Auburn and Furman will meet for the fourth time, although the last meeting was in 1956 ... Auburn also had wins in 1955 and 1946 ... The average score has been 39.7-2, with the Tigers winning by scores of 26-6 (1946), 52-0 (1955) and 41-0 (1956).

## ALABAMA PALADINS

Seven members of the Furman squad are from the state of Alabama: sophomore OG David Barrington (Montgomery), sophomore FS Matthew Gordon (Birmingham), senior OG Tyler Haynes (Birmingham), freshman QB Josh Hollingsworth (Hamilton), junior ROV Max Lerner (Birmingham), junior FLK Adam Mims (Birmingham) and freshman TB Jerodis Williams (Prattville).

## FURMAN QUICK HITTEES

Furman is the Southern Conference's All-Time Winningest Football Program (228-172-11) and has a league-high 12 Southern Conference Championships ... The Paladins are coming off a 52-27 loss to No. 7 Appalachian State last Saturday that dropped them to 4-4 ... Furman has allowed just six quarterback sacks all season, which ranks fifth in the FCS, but has also collected just six ... Quarterback Jordan Sorrells needs 72 yards passing to become Furman's all-time leader in passing yards ... Tersoo Uhaa rushed for a career high 114 yards against Appalachian State and leads the team with nine touchdowns ... Adams Mims is tied for 10th in the FCS in receptions per game (6.9) ... Kadarron Anderson has 103 tackles already this season, ranking third nationally among FCS players averaging 12.8 per game.

## JORDAN-HARE STADIUM

Now celebrating its 70th year as home to the Auburn football team, Jordan-Hare Stadium is the nation's 10th-largest on-campus stadium, with a capacity of 87,451 fans. The Tigers, who set a school record by averaging 86,915 fans last season, are 270-68-7 (.793) all-time at Jordan-Hare Stadium.

Auburn has clinched its 10th straight winning season at Jordan-Hare Stadium, posting a mark of 56-14 (.800) at home since the 2000 season. The Tigers were undefeated at home during two of those seasons, going 7-0 in both 2000 and 2004.

## ON THIS DATE

Auburn has an all-time record of 9-4 on Nov. 7. The Tigers' last game played on Nov. 7 was the 1998 Homecoming game against Central Florida, which Auburn won, 10-6. Auburn is 3-1 when playing as a nationally-ranked team on Nov. 7, with wins over Mississippi State in 1970 (56-0) and 1959 (31-0) and over Georgia Tech in 1936 (13-12), and a loss to No. 4 Florida State (34-6) in 1987.

# 2009 Auburn Football Game Notes

## IN NOVEMBER

Auburn is 214-166-21 (.560) all-time in the month of November. The Tigers are 11-5 in their last 16 games in November.

## WHAT A DIFFERENCE A YEAR MAKES

Auburn has 3,848 yards of offense in nine games this year, which is already more than the Tigers had all of season last year (3,635). The Tigers have shown drastic improvement in every offensive category this season. Averages and NCAA rankings from major offensive categories are shown below:

	<b>2009</b>	<b>2008</b>
Scoring	31.9 (22nd)	17.3 (T110th)
Total offense	427.6 (26th)	302.9 (104th)
Rushing offense	224.2 (10th)	137.5 (69th)
Passing offense	203.3 (77th)	165.4 (99th)
First downs	20.6 (42nd)	16.5 (102nd)
Red zone offense	92.9 (14th)	57.1 (119th)

## RECORD PACE FOR OFFENSE

Auburn's average of 427.6 yards per game would rank as the fourth highest single-season average in Auburn history, and the highest since 1995. With the Tigers now bowl eligible, if Auburn maintains that pace, it would finish the season with a school-record 5,559 yards. The current school record for yards in a season is 5,469, set in 2004.

## GAINING GROUND

Auburn ranks 10th nationally in rushing offense, averaging 224.2 yards per game. The Tigers collected 301 yards rushing against Louisiana Tech in the season opener before running for 390 yards against Mississippi State the following week. The last time Auburn had back-to-back games with at least 300 yards rushing was in 1985, when Auburn had three straight games with more than 300 yards rushing (Ole Miss, 438; Florida State, 413; Georgia Tech, 377).

Auburn's current pace of 224.2 yards per game is just 0.4 yards per game shy of cracking the top 10 in school history. If the Tigers maintained that pace, the total of 2,915 after a bowl game would be sixth most in school history.

## 200+ GROUND GAMES

Auburn has already posted six games with at least 200 yards rushing. That total already equals the number of 200-yard rushing games that Auburn had in the two previous seasons combined. Auburn had four 200-yard rushing games in 2007, and just two in 2008.

## PUTTING UP POINTS

Auburn ranks 22nd nationally in scoring offense at 31.9 points per game, and more impressively, it took Auburn just six games this season to score more points than it did in all 12 games last season. Auburn scored 208 points last year, and already has 287 this season.

Auburn scored 40+ points in three straight games against Mississippi State, West Virginia and Ball State, marking the first time the Tigers have ever scored 40 or more points in three consecutive contests.

## CONSISTENCY COUNTS

Auburn's offense has not only been explosive, it has been consistent. The Tigers have scored at least once in 29 of 36 quarters this season, and started the season by scoring in the first 20 quarters of the year. Auburn has scored a touchdown in 23 of the 36 quarters played this year, including a streak of 14 in a row earlier this season.

## BIG PLAYS

Auburn has demonstrated a knack for making big plays this year, with 10 plays of at least 46 yards, including six of at least 60. Chris Todd has thrown passes of 93, 65 and 46 yards to Terrell Zachery and 82 yards to Mario Fannin. Onerio McCaleb has runs of 62 and 48 yards, Ben Tate and Zachery both have runs of 60 yards while Tate has added a 53-yarder, and Neil Caudle had a 52-yard scamper. Last season, Auburn had just four plays all year that covered at least 46 yards, and none that went for 60.

## BIG MAN TATE

Running back Ben Tate is having a stellar senior season, ranking third in the SEC and 11th nationally averaging 118.6 yards per game. With 1,067 yards rushing, Tate has posted the 18th 1,000-yard rushing season in Auburn history. He has six 100-yard rushing games this season, which is the most by an Auburn player since Kenny Irons had eight in 2005. Tate has also added 14 catches for 67 yards and five kick returns for 139 yards (27.8 yards per return). His average of 141.4 all-purpose yards per game ranks 27th nationally.

Tate ranks fifth in Auburn history with 3,026 career rushing yards. He needs 342 more to catch Joe Cribbs for fourth.

## COMEBACK KIDS

Auburn has had to come from behind in five of its six victories, including a fourth-quarter comeback to defeat West Virginia Sept. 19. The Tigers trailed Louisiana Tech, 7-3, late in the first quarter before pulling away for a 37-13 victory. Auburn fell behind Mississippi State, 17-14, late in the second quarter before storming back for a 49-24 victory.

Against the Moutaineers, Auburn trailed by 14-0 less than five minutes in, and 21-10 at the end of the first quarter. West Virginia still led 30-27 entering the fourth quarter before Auburn ended the game on a 14-0 run.

The Tigers trailed Ball State 7-0 in the first quarter before scoring the game's next 30 points, and trailed Ole Miss 7-0 before scoring 31 unanswered points.

## SEC SUCCESS

Auburn has won 31 of its last 46 Southeastern Conference games and 32 of its last 47 games against SEC schools, including the 2004 SEC Championship game victory over Tennessee. Auburn's success against conference schools dates back beyond 2004, as since the start of the 2000 season, the Tigers have the fourth best record among the 12 league schools in regular season conference games. The following are the combined conference records of the 12 SEC schools from 2000-09.

	<b>W-L</b>	<b>Pct.</b>
Florida	59-19	.756
LSU	54-23	.701
Georgia	54-24	.692
<b>Auburn</b>	<b>52-26</b>	<b>.667</b>
Tennessee	49-28	.636
Alabama	43-34	.558
South Carolina	37-41	.474
Arkansas	35-42	.455
Ole Miss	31-46	.403
Mississippi State	19-58	.247
Kentucky	18-59	.234
Vanderbilt	13-64	.169

## TIGERS SINCE 2000

Since the start of the 2000 season, Auburn has one of the best records in all of the Football Bowl Subdivision. The Tigers' record of 86-37 (.699) ranks 14th among all 120 programs. The list of the top 20 programs since 2000 in terms of winning percentage follows:

	<b>W-L</b>	<b>Pct.</b>
1. Boise State	106-17	.862
2. Texas	105-18	.854
3. Oklahoma	107-22	.829
4. USC	99-24	.805
5. Ohio State	98-25	.797
6. LSU	97-28	.776
7. Florida	95-29	.766
8. TCU	91-28	.765
9. Georgia	94-30	.758
10. Virginia Tech	94-32	.746
11. Miami (Fla.)	88-31	.739
12. Utah	83-34	.709
13. Oregon	84-36	.700
<b>14. Auburn</b>	<b>85-37</b>	<b>.699</b>
15. Boston College	86-38	.694
16. West Virginia	83-37	.692
17. Louisville	81-38	.681
18. Michigan	81-40	.669
19. Florida State	82-41	.667
20. Texas Tech	82-42	.661
Wisconsin	82-42	.661

# 2009 Auburn Football Game Notes

## AUBURN IN 2009 BY THE NUMBERS

CATEGORY	2009
Record.....	6-3
SEC .....	3-3
West .....	2-2
East.....	1-1
Non-Conference .....	3-0
Home .....	5-1
Away .....	1-2
Neutral .....	0-0
Day .....	1-1
Night (6 p.m. or later) .....	5-2
TV Games .....	6-3
CBS.....	0-0
ESPN .....	1-1
ESPN2 .....	1-1
ESPNU.....	1-1
FSN.....	2-0
SEC Network .....	1-0
Scoring First.....	3-1
Opponent Scoring First .....	3-2
Leading at Half .....	5-1
Trailing at Half .....	1-2
Tied at Half .....	0-0
Leading after Third.....	5-1
Trailing after Third.....	1-2
Tied after Third .....	0-0
Overtime Games .....	0-0
Scoring fewer than 20 pts. ....	0-2
Scoring 20+ points .....	6-1
Scoring 30+ points .....	5-0
Allowing fewer than 20 pts.....	1-0
Allowing 20+ points .....	5-3
Allowing 30+ points .....	2-2
Rushing for less than 100 yds.....	0-0
Rushing for 100+ yds.....	6-3
Rushing for 200+ yds.....	4-2
Passing for 200+ yds. ....	5-0
Passing for 300+ yds. ....	2-0
Totaling less than 300 yds.....	0-1
300+ yds. of total offense .....	6-2
400+ yds. of total offense .....	6-0
Allowing less than 100 yds. rushing.....	1-0
Allowing less than 300 yds. total off. ....	3-0
Allowing 300+ yds. total offense .....	3-3
Having 100-yd. rusher .....	4-2
Opp. have 100-yd. rusher.....	2-2
No turnovers .....	2-0
Fewer than 3 turnovers .....	6-1
3 or more turnovers .....	0-2
No takeaways.....	0-1
Fewer than 3 takeaways .....	4-3
3 or more takeaways .....	2-0
More than 30:00 of possession .....	2-0
Less than 30:00 of possession .....	4-3

### TODD'S TURNAROUND

Senior quarterback Chris Todd has shown drastic improvement this season after offseason shoulder surgery. He has established a career high in passing yards three times this year, first with 255 yards against Louisiana Tech, then with 284 yards against West Virginia, then with 287 yards against Ball State. He also threw for what was then a career-best four scores against the Mountaineers, before tying the school record with five the next week against Ball State. Daniel Cobb is the only other Auburn player to throw for five scores, doing it in an overtime game against Louisiana Tech in 2001.

Todd is the first Auburn quarterback in history to throw at least four touchdown passes in consecutive games, and his nine TD passes in a two-week span were two more than Auburn had as a team during the entire 2008 season.

Todd ranks 22nd in the nation in yards per completion (13.51) and 46th nationally in passing efficiency (135.34). His 13 touchdown passes are tied for 34th most in the NCAA.

Year	Cmp-Att-Int	Pct.	Yds	TD	Eff.
2008	86-156-6	55.1	903	5	106.64
2009	126-226-3	55.8	1702	13	135.34

### FROM A TO Z

Sophomore Darvin Adams and junior Terrell Zachery were a pair of unknown wide-outs prior to the season, but both have had breakout seasons. Adams leads the team in catches (32), receiving yards (512) and touchdown receptions (six), while Zachery has 22 grabs for 437 yards (19.9 ypc) and four touchdowns. The duo entered this season with a combined five catches for 42 yards during the course of their careers.

Adams caught three touchdown passes against West Virginia, becoming the first Tiger to haul in at least three scores in a game since Alexander Wright caught four TD passes against Pacific in 1989. Zachery's four TD receptions have averaged 53.8 yards this year, including a school-record 93-yarder.

### THE LONG AND SHORT OF IT

Auburn's offense has excelled at both striking quickly and putting together sustained drives. The Tigers have had 20 scoring drives that used less than two minutes on the clock, including 17 that resulted in touchdowns. In 12 games last year, Auburn had just 10 scoring drives that took less than two minutes, and only six of those ended with touchdowns.

In fact, Auburn has 11 scoring drives that have taken less than one minute, and 10 of those ended with touchdowns.

The Tigers also already have eight scoring drives of at least 10 plays this season, including four that took at least 13 plays. Last year, Auburn only had two scoring drives all season that used at least 13 plays.

### O-LINE PAVES THE WAY

Much of Auburn's offensive success can be attributed to the Tigers' offensive linemen. Tackles Andrew McCain and Lee Ziemba, guards Mike Berry and Byron Isom and center Ryan Pugh have a combined 102 starts under their belt. They have not only helped Auburn rank among the national leaders in scoring offense, total offense and rushing, but have allowed just 12 quarterback sacks this season, which is tied for 35th nationally. Virtually the same group last year surrendered 21 sacks.

### FIRST DOWN FLURRY

Auburn is currently 42nd nationally in first downs per game, averaging 20.6. The Tigers have had at least 20 first downs in five games this year, including 29 against Mississippi State and 27 against Louisiana Tech. Last season, Auburn only reached 20 first downs in a game twice all year, with a high of 26 against UT Martin. Auburn had not had as many as 27 first downs in a game since collecting 28 at Arkansas in 2005, and the last time Auburn had at least 29 first downs was in the 2004 SEC Championship game against Tennessee.

### GOING FOR SIX IN THE RED ZONE

Auburn's offense has been efficient in the red zone, as the Tigers have not only scored on 26 of 28 possessions in the red zone (92.9), which ranks 14th in the nation, but 19 of the 26 scores have been touchdowns. Auburn's TD percentage of 67.9 ranks fourth in the SEC behind only Arkansas, Ole Miss and Kentucky. Ten of the scores have come on the ground and nine through the air.

### BUSINESS AS UNUSUAL FOR MALZAHN

Auburn's gaudy offensive numbers are nothing new to first-year offensive coordinator Gus Malzahn. His Tulsa teams led the nation in total offense in both 2007 (543.9 yards) and 2008 (569.9). Last year's Tulsa team also led the country in third-down conversions (57.0 pct.) and yards per play (7.27). Two of the three previous college squads that he coached finished in the top 10 in the nation in rushing, as the 2008 Tulsa team ranked fifth (268.0 yards) and his 2006 Arkansas squad was fourth (228.5).

In the last three seasons, his teams have reached at least 400 yards of offense in 31 of 37 games (83.8 percent).

### BYRUM ON TARGET

Junior Wes Byrum has excelled during his junior season, connecting on 13-of-14 field goals and all 34 extra point attempts. Among kickers who have attempted at least 10 field goals, Byrum's percentage of .929 ranks tied for fourth nationally. Byrum, who ranks fifth in school history with 41 career made field goals, is fourth in the SEC with 13 field goals and in scoring with 73 points. He made a career-high four field goals in a 26-22 win at Tennessee, earning SEC Special Teams Player of the Week honors.

# 2009 Auburn Football Game Notes

## NON-OFFENSIVE SCORES

Auburn scored its fourth non-offensive touchdown of the season last Saturday against Ole Miss, and also added a blocked PAT return for two points. The Tigers have returned three interceptions and a blocked field goal for scores, in addition to the blocked PAT return. The three interceptions returned for scores are the most in a single season for Auburn since 1996.

Opponent	Player	Score
Mississippi State	Antonio Coleman	20-yd INT
West Virginia	Craig Stevens	15-yd INT
Kentucky	Neiko Thorpe	69-yd Blk FG
Ole Miss	Walter McFadden	29-yd INT
Ole Miss	Demond Washington	Blk PAT

## THIRD DOWN D GETTING STRONGER

Auburn's defense has gotten stronger this season on third-down plays, and now ranks tied for 31st in the nation in opponent third down conversions (34.8 percent). Auburn has held its opponents under 25 percent on third down conversions in three of the last five games, including a season-low 20 percent (3-of-15) by Ole Miss last Saturday. The Rebels were 0-for-6 on third downs in the second half.

## DEFENSE HOLDING TOUGH

Auburn's offense has stolen most of the headlines, but the defensive unit has performed admirably despite a rash of injuries.

The Tigers have managed despite missing projected starters or second-stringers S Mike McNeil, CB Aairon Savage, LB Spencer Pybus and DE Nosa Egaue for all nine games, DL Zach Clayton for five games, DE Antonio Carter and DB D'Antoine Hood for three games each and LB Eltoro Freeman for two games.

Safety Zac Etheridge is also expected to miss the rest of the season after suffering an injury last Saturday against Ole Miss.

In addition, DT Sen'Derrick Marks and CB Jerraud Powers left school after their junior years to enter the NFL.

## TOTALING THE TAKEAWAYS

Auburn ranks tied for 17th in the nation with 11 interceptions and tied for 27th with 18 total turnovers forced. Last year, Auburn had just 11 interceptions during the entire season and forced 18 turnovers in 12 games. The Tigers have spread the wealth, with eight different players grabbing interceptions. Auburn picked off five passes against West Virginia, marking the first time since 2004 (at Tennessee) that Auburn intercepted five passes in a game.

## JUNIOR LINEBACKERS LEAD DEFENSE

A pair of experienced junior linebackers have stepped up to lead Auburn defensively this season. Craig Stevens leads the team and ranks fifth in the SEC with 77 tackles, while Josh Bynes is tied for seventh with 73. Last year Stevens had 54 tackles all season, and Bynes had

53. Both players have also recorded interceptions, while Stevens is second on the team with 7.0 tackles for loss and Bynes recorded a safety against Ball State. Stevens has recorded double-digit tackles in three games this season, including a career high 12 at Arkansas.

## COLEMAN'S SPECIAL SENIOR SEASON

Antonio Coleman, a first-team preseason All-SEC selection, has 35 tackles including a team bests of 11.0 tackles for loss and 5.5 sacks, an interception which he returned for a touchdown against Mississippi State, a blocked kick, a forced fumble and a fumble recovery. Coleman is third in the SEC in tackles for loss and sixth in sacks, and he ranks fifth in Auburn history with 20.0 career sacks.

Coleman has come on strong during the last three games, totaling 16 tackles, 6.0 tackles for loss (-22 yards), 3.0 sacks (-17), a blocked kick and a forced fumble.

## McFADDEN'S McPICKS

Senior Walter McFadden leads the team with four interceptions this season, which ranks tied for second in the SEC and tied for 25th nationally. McFadden's four picks are tied for the most by an Auburn player in a single season since Junior Rosegreen had six in 2004. McFadden returned an interception 29 yards for a score last Saturday against Ole Miss, marking his second career interception return for a touchdown. He had a 93-yarder against Tennessee Tech in 2007.

## YOUNG GUNS GET FIRST ACTION

A whopping 31 Auburn players have played in their first career games as Tigers so far this season. The list of first-timers included: DB Gabe Barrett, DB Daren Bates, DB T'Sharvan Bell, WR DeAngelo Benton, WR Emory Blake, OL Jorell Bostrom, LB Watson Downs, LB Jonathan Evans, DL Nick Fairley, LB Eltoro Freeman, DE Dee Ford, LB Harris Gaston, WR Anthony Gully, DS Josh Harris, DE Robert Hill, RB Davis Hooper, DL Chris Humphries, TE Philip Lutzenkirchen, DL Derrick Lykes, RB Onterio McCalebb, DB Ikeem Means, OL Andrew Parmer, DB Blake Poole, LB Ashton Richardson, OL Darrell Roseman, WR Travante Stallworth, OL John Sullen, DL Jamar Travis, DB Demond Washington, WR Jay Wisner and TE Bailey Woods.

In addition, 12 players have made their first career starts: WR Darvin Adams, DB Daren Bates, OL Bart Eddins, DL Nick Fairley, LB Eltoro Freeman, LB Adam Herring, OT Andrew McCain, RB Onterio McCalebb, DL Jake Ricks, RB Eric Smith, OL John Sullen and WR Terrell Zachery.

## SEC STANDINGS

### Eastern Division

	SEC		Overall	
	W	L	W	L
Florida	6	0	8	0
South Carolina	3	3	6	3
Georgia	3	3	4	4
Tennessee	2	3	4	4
Kentucky	1	4	4	4
Vanderbilt	0	5	2	7

### Western Division

	SEC		Overall	
	W	L	W	L
Alabama	5	0	8	0
LSU	4	1	7	1
Auburn	3	3	6	3
Ole Miss	2	3	5	3
Mississippi State	2	3	4	5
Arkansas	1	4	4	4

## THIS WEEK'S SCHEDULE

**Saturday, Nov. 7**

S. Carolina at Arkansas, 11:21 am CT [SEC Net]  
 Tennessee Tech at Georgia, 1 pm ET  
 Eastern Kentucky at Kentucky, 1 pm ET  
 Furman at Auburn, 12:30 pm CT  
 LSU at Alabama, 2:30 pm CT [CBS]  
 Memphis at Tennessee, 7 pm ET [ESPN]  
 Vanderbilt at Florida, 7:15 pm ET [ESPN2]  
 Northern Arizona at Ole Miss, 6:30 pm CT [CSS]

## LAST WEEK'S RESULTS

**Saturday, Oct. 31**

AUBURN 33, Ole Miss 20  
 Florida 41, Georgia 17  
 ARKANSAS 63, Eastern Michigan 27  
 Mississippi State 31, KENTUCKY 24  
 Georgia Tech 56, VANDERBILT 31  
 TENNESSEE 31, South Carolina 13  
 LSU 42, Tulane 0

Home team in CAPS

## COACHING STAFF ASSIGNMENTS

Jay Boulware: TE (Field)  
 Jeff Grimes: OL (Field)  
 Phillip Lolley: CB (Press Box)  
 Curtis Luper: RB/Recruit. Coord. (Press Box)  
 Gus Malzahn: OC/QB (Field)  
 Tracy Rucker: DL (Field)  
 Ted Roof: DC/LB (Field)  
 Trooper Taylor: Asst. HC/WR (Field)  
 Tommy Thigpen: Safeties (Field)

# 2009 Auburn Football Game Notes

## AUBURN IN THE SEC/NCAA STATS

(Through games played 10/31)

TEAM	SEC	NCAA
Rushing Offense (224.2)	2nd	10th
Scoring Offense (31.9)	3rd	22nd
Total Offense (427.6)	3rd	26th
First Downs (20.6)	3rd	42nd
Third-Down Conversions (39.7)	3rd	58th
Red Zone Offense (92.9)	4th	14th
Turnover Margin (+0.6)	4th	34th
Pass Efficiency (136.00)	4th	43rd
Sacks Allowed (1.3)	5th	T35th
Tackles For Loss (5.9)	5th	T52nd
Sacks By (2.0)	6th	T55th
Net Punting (35.4)	6th	69th
Passing Offense (203.3)	6th	77th
Pass Def. Efficiency (108.30)	7th	26th
Opponent 3rd-Down Conv. (34.8)	7th	T31st
Kickoff Return Defense (24.1)	8th	101st
Pass Defense (192.4)	9th	33rd
Penalties (58.2)	9th	70th
Kickoff Returns (21.6)	10th	64th
Scoring Defense (26.1)	10th	75th
Rushing Defense (179.0)	10th	96th
Total Defense (371.4)	11th	70th
Time Of Possession (27:48)	11th	106th
Opponent First Downs (20.4)	12th	86th
Punt Returns (3.4)	12th	114th
Red Zone Defense (93.8)	12th	118th

## INDIVIDUAL

	SEC	NCAA
W. McFadden, Interceptions (.4)	T2nd	T25th
B. Tate, Rushing (118.6)	3rd	11th
A. Coleman, Tackles for Loss (1.2)	3rd	T41st
W. Byrum, Scoring (8.1)	4th	34th
C. Todd, Passing Eff. (135.34)	4th	46th
W. Byrum, Field Goals (1.4)	5th	T25th
B. Tate, All-Purpose Yards (141.4)	5th	27th
C. Stevens, Tackles (8.6)	5th	59th
A. Coleman, Sacks (0.6)	6th	T60th
C. Durst, Punting (40.1)	7th	65th
D. Adams, Receiving Yards (56.9)	7th	--
J. Bynes, Tackles (8.1)	T7th	T75th
C. Todd, Total Offense (179.8)	9th	91st
D. Adams, Receptions (3.6)	9th	--
O. McCalebb, Kickoff Returns (24.7)	10th	53rd

## FRESH FACES

Auburn has had 19 freshmen (14 true, five redshirt) play this season. Three true freshmen have earned starts this season, including safety Daren Bates, who has started all seven games. Running back Onterio McCalebb and offensive guard John Sullen have started one game each. The 14 true freshmen that have played include: Bates, McCalebb, Sullen, WR DeAngelo Benton, WR Emory Blake, LB Jonathan Evans, DE Dee Ford, LB Harris Gaston, WR Anthony Gulley, TE Philip Lutzenkirchen, DB Ikeem Means, DB Blake Poole, WR Travante Stallworth and DL Jamar Travis.

## IRON MEN

Of Auburn's 12 seniors, eight have seen time in at least 30 games during their careers, including six with at least 40 games under their belt. Tommy Trott leads the group, having played in 48 career games, including 46 of a possible 47 over the past four seasons. Gabe McKenzie is the only player who has played in all 47 games since 2006. Antonio Coleman is next with 46 career games played, followed by Walter McFadden (45 games), Ben Tate (43), Jake Ricks (40) and Andrew McCain (36).

## STARTS STREAK

Junior Lee Ziemba has the longest staring streak on the Auburn squad, having started all 34 games over the past three seasons. Only three other players have starting streaks that date back to the 2007 season. Juniors Zac Etheridge and Ryan Pugh both have started 24 straight contests, while junior Craig Stevens has 22 straight starts under his belt.

Senior Walter McFadden has the fifth-longest streak, having started every game since the start of the 2008 season (21 straight).

## 30+ POINTS EQUALS VICTORY

Auburn has won 54 consecutive games when scoring 30 or more points. The last time the Tigers lost when registering at least 30 points was a 56-49, four overtime loss to Georgia in 1996. In its history, Auburn is now 274-4 all-time when scoring at least 30 points.

## WHEN SCORING 20+ POINTS

In the last 10 seasons, Auburn is 77-9 (.895) when scoring 20 or more points in a game. Dating back to the start of the 1993 season, Auburn is 120-16-1 (.880) when scoring 20 or more points in a game.

## WINNING THE CLOSE ONES

Auburn has had a knack for winning close games in recent seasons. Since the 2003 Capitol One Bowl, Auburn is 19-10 in games decided by seven points or less, even after posting just a 2-4 record in such games during the 2008 season. Nine of the 19 wins were by three points or less, with just four losses coming by that margin.

## GETTING OFFENSIVE

Auburn started the season with back-to-back games of more than 500 yards, totaling 556 yards in the season opener against Louisiana Tech and 589 yards in the SEC opener against Mississippi State. It marked the first time Auburn had back-to-back games with at least 500 yards of offense since 1970, when the Tigers had 566 yards against Florida and 664 against Mississippi State.

Auburn also totaled 400 yards Sept. 19 against West Virginia, 560 yards Sept. 26 against Ball State and 459 yards Oct. 3 at Tennessee. It marked the first time Auburn had five straight games with at least 400 yards of offense since games 6-10 of the 1994 season.

## A NIGHT OF FIRSTS

Auburn established several firsts during its game against Mississippi State Sept. 12. To begin, Ben Tate and Onterio McCalebb both went over 100 yards rushing for the second straight game, marking the first time in school history that the Tigers have had two 100-yard rushers in back-to-back games.

McCalebb established another first by becoming the first Tiger freshman ever to rush for 100 or more yards in each of the first two games of the season. He had 148 in the opener against Louisiana Tech and 114 against MSU.

Finally, Darvin Adams had 116 yards receiving, marking the first time in school history that Auburn had two 100-yard rushers and a 100-yard receiver in the same game. It nearly marked the second straight game that Auburn accomplished that feat, as Terrell Zachery had 104 yards receiving at one point during the season opener, but lost 6 yards on his final reception and finished with 98 yards receiving for the game.

## TOP SEC OPENER TOTAL

Auburn's total of 589 yards of offense against Mississippi State was a school record for the most yards ever in an SEC opener. The previous record was 527 yards in the 1995 season opener against Ole Miss. Auburn's 589 yards were tied for 11th most in any game in school history and tied for fourth most in an SEC game, and the most since the Tigers also had 589 yards at Kentucky in 2005.

## RECORD-BREAKING PLAY

Chris Todd and Terrell Zachery teamed up to make school history during Auburn's season-opening win against Louisiana Tech, connecting on a 93-yard touchdown pass. The play was the longest play from scrimmage in school history, surpassing a 92-yard rush by Ralph O'Gwynne vs. Loyola on Nov. 21, 1936. The longest pass play in school history had been an 87-yard pass from Jason Campbell to Silas Daniels on Oct. 9, 2004, also against Louisiana Tech.

# 2009 Auburn Football Game Notes

## CHIZIK'S STREAK

Gene Chizik won his first five games as head coach at Auburn, which made him a part of 20 consecutive victories as a member of the Auburn coaching staff. His final season as Auburn's defensive coordinator was during the Tigers' 13-0 2004 season, and Auburn also won its final two games in 2003. The 20 straight victories matches the longest winning streak by any Auburn head coach or assistant coach in school history.

Chizik, who was part of 12 straight wins at Jordan-Hare Stadium during the stretch, is just the third coach in Auburn history to win his first five games as head coach. Terry Bowden won his first 20 games from 1993-94, and Mike Donahue went 5-0 in 1904 before losing the 1905 season opener.

Chizik also became just the third SEC coach since the conference expanded in 1992 to win his first five games, joining Bowden and Houston Nutt, who won his first eight games at Arkansas.

## AUBURN BY THE NUMBERS

The Tigers return 46 lettermen from last season, including 24 on offense, 18 on defense and four specialists. Auburn returns seven starters on offense and seven on defense.

Auburn's current roster of 113 players includes 13 seniors, 31 juniors, 27 sophomores, 11 redshirt freshmen and 31 freshmen. The underclassmen (69) represent 61.1 percent of the Tigers' roster.

A number of walk-ons joined the program after the first day of classes on August 17.

## THE SENIOR CLASS

Head coach Gene Chizik has a senior class that includes 12 players at Auburn in 2009. It marks the smallest senior class at Auburn since the 2001 squad had 10 seniors.

The 2009 seniors include: DE Antonio Coleman, H Clayton Crofoot, P Clinton Durst, OT Andrew McCain, CB Walter McFadden, TE Gabe McKenzie, DB Woody Parramore, DL Jake Ricks, DB Aairon Savage, RB Ben Tate, QB Chris Todd and TE Tommy Trott.

## TIGER GRADS

Auburn began the season with eight graduates on its roster, which was tied for fifth most among all FBS schools.

The Tiger graduates included: WR Montez Billings (Public Administration), DE Antonio Coleman (Criminology), CB Walter McFadden (Public Administration), TE Gabe McKenzie (Criminology), DB Aairon Savage (Exercise Science), RB Ben Tate (Criminology), QB Chris Todd (Business Finance) and TE Tommy Trott (Public Administration).

Listed are the top 10 FBS programs in the nation in terms of number of players who have

completed their bachelor's degrees prior to the start of the 2009 season.

1. Alabama .....	12
2. Boston College .....	10
Virginia Tech .....	10
4. Penn State.....	9
5. <b>Auburn</b> .....	<b>8</b>
Miami (Fla.).....	8
East Carolina .....	8
Notre Dame .....	8
Texas Tech .....	8
UNLV .....	8

## WATCH LISTS

Four members of the Auburn team have been named to watch lists for national awards.

Antonio Coleman leads the way, landing on four watch lists, including those for the Lombardi Award (best lineman or linebacker), Bronko Nagurski Award (best defensive player), Chuck Bednarik Award (best defensive player) and Ted Hendricks Award (best defensive end).

Ben Tate and Chris Todd have been named to the Maxwell Award watch list, for the nation's outstanding player, while Todd has also been added to the Manning Award watch list. Tommy Trott is on watch list for the John Mackey Award, which goes to the nation's top tight end.

## TIGER PROS

Auburn has demonstrated a proficiency for placing players in the National Football League. As of Aug. 24, 37 former Auburn Tigers were listed on NFL rosters. The Seattle Seahawks have the most former Tigers, with four former Auburn players on the roster, while the San Diego Chargers have three. Twenty-seven of the 32 teams have at least one former Auburn player on the roster.

## RUNNING BACK FACTORY

Auburn has produced four running backs that are currently on NFL rosters, which is tied for most in the NFL according to information compiled by [www.kickoffzone.com](http://www.kickoffzone.com). Ronnie Brown, Heath Evans, Tony Richardson and Carnell Williams are all former Tigers who are currently in the NFL. The list also does not include former Tiger Brandon Jacobs, who lettered at Auburn in 2003 before transferring to Southern Illinois. Only three other schools (LSU, Miami (Fla.) and Texas) have produced four current NFL running backs.

## UNDER THE LIGHTS AT JORDAN-HARE

Auburn has been tough to beat in night games at Jordan-Hare Stadium, including victories this season over each of its first four opponents. The Tigers have accumulated a record of 19-4 since the 2000 season in home games starting at 6 p.m. or later. That stretch includes a 4-1 record against ranked opponents, with wins over No. 1 Florida in 2001, No. 2 Florida in 2006, No. 7 Tennessee in 2003 and No. 14 Georgia in 2000.

## NON-CONFERENCE SCHEDULE

Auburn is one of just two teams in the Southeastern Conference that is playing three non-conference games this season against teams that went to bowl games last season. South Carolina is the other.

Auburn opened the season with Louisiana Tech, which won the Independence Bowl last season. The Tigers' second non-conference game was against West Virginia, which defeated North Carolina in the Meineke Car Care Bowl. The following week the Tigers hosted Ball State, which fell to Gus Malzahn's Tulsa team in the GMAC Bowl, 45-13.

## AUBURN FOOTBALL: EVERY DAY ...

This season Auburn is debuting a new weekly 30-minute show offering fans a reality-based, behind the scenes style production that will chronicle the inner-workings of the Tigers' football program through the entire 2009 season. The program follows the high and lows of competing as an SEC football player, with wired up coaches and players and exclusive interviews.

The show may be viewed across the state of Alabama and the Southeast on television stations as well as the Comcast Sports Southeast (CSS) regional cable network. The show will also be streamed via the internet at [www.auburntigers.com](http://www.auburntigers.com). The show will air either Friday nights or Saturday mornings in all markets.

## TIGERS ON CSS

Comcast/Charter Sports Southeast (CSS) will broadcast encore presentations of Auburn football every Sunday at 6 p.m. ET/5 p.m. CT with Andy Burcham handling play-by-play duties and Cole Cubelic doing color commentary. CSS will also air the Auburn Football Review every Tuesday at 5 p.m. ET/4 p.m. CT.

CSS is a 24-hour regional sports network serving approximately 5.8 million households across 12 Southeastern states.

# 2009 Auburn Football Game Notes

## AUBURN HOMECOMING RESULTS

(Auburn record: 68-8-5)

YEAR	OPPONENT	SCORE	RESULT	YEAR	OPPONENT	SCORE	RESULT	YEAR	OPPONENT	SCORE	RESULT
10/4/24	Clemson	13-0	W	10/31/53	Florida	16-7	W	11/6/82	Rutgers	30-7	W
10/10/25	VPI	19-0	W	11/20/54	Clemson	27-6	W	11/5/83	Maryland	35-23	W
10/2/26	Clemson	47-0	W	11/5/55	Mississippi State	27-26	W	11/10/84	Cincinnati	60-0	W
10/8/27	Florida	6-33	L	11/10/56	Mississippi State	27-20	W	11/9/85	East Carolina	35-10	W
10/6/28	Clemson	0-6	L	11/2/57	Florida	13-0	W	11/8/86	Cincinnati	52-7	W
10/11/29	Florida	0-19	L	11/8/58	Mississippi State	33-14	W	10/24/87	Mississippi State	38-7	W
1930	NO GAME			10/31/59	Florida	6-0	W	11/5/88	Southern Miss	38-8	W
10/31/31	Spring Hill	27-7	W	11/5/60	Mississippi State	27-12	W	10/28/89	Mississippi State	14-0	W
11/1/32	Erskine	77-0	W	10/28/61	Clemson	24-14	W	11/10/90	Southern Miss	12-13	L
11/11/33	Oglethorpe	27-6	W	11/10/62	Mississippi State	9-3	W	10/26/91	Mississippi State	17-24	L
9/29/34	Oglethorpe	15-0	W	11/2/63	Florida	19-0	W	10/24/92	SW Louisiana	25-24	W
11/16/35	Oglethorpe	51-0	W	11/7/64	Mississippi State	12-3	W	11/6/93	New Mexico State	55-14	W
11/21/36	Loyola	44-0	W	10/30/65	Florida	28-17	W	11/5/94	East Carolina	38-21	W
11/20/37	Georgia	0-0	T	10/22/66	TCU	7-6	W	11/4/95	Northeast La.	38-14	W
1938	NO GAME			11/11/67	Mississippi State	36-0	W	11/9/96	Northeast La.	28-24	W
11/30/39	Florida	7-7	T	10/26/68	Miami	31-6	W	10/11/97	Louisiana Tech	49-13	W
11/9/40	Clemson	21-7	W	11/8/69	Mississippi State	52-13	W	11/7/98	Central Florida	10-6	W
11/29/41	Clemson	28-7	W	10/24/70	LSU	9-17	L	11/6/99	Central Florida	28-10	W
11/28/42	Clemson	41-13	W	10/23/71	Clemson	35-13	W	10/21/00	Louisiana Tech	38-28	W
1943	NO TEAM			10/28/72	Florida State	27-14	W	10/20/01	Louisiana Tech	48-41 [OT]	W
11/4/44	Presbyterian	57-0	W	10/27/73	Houston	7-7	T	11/9/02	Louisiana-Monroe	52-14	W
11/3/45	Florida	19-0	W	10/26/74	Florida State	38-6	W	11/1/03	Louisiana-Monroe	73-7	W
10/5/46	Furman	46-6	W	11/8/75	Mississippi State	21-21	T	10/9/04	Louisiana Tech	52-7	W
10/4/47	Louisiana Tech	14-0	W	10/23/76	Florida State	31-19	W	9/24/05	Western Kentucky	37-14	W
10/2/48	Louisiana Tech	13-13	T	11/5/77	Mississippi State	27-13	W	10/21/06	Tulane	38-13	W
11/5/49	Mississippi State	25-6	W	10/28/78	Wake Forest	21-7	W	11/3/07	Tennessee Tech	35-3	W
11/25/50	Clemson	0-41	L	11/10/79	Mississippi State	14-3	W	11/8/08	UT Martin	37-20	W
10/13/51	Florida	14-13	W	11/8/80	Southern Miss	31-0	W				
11/8/52	Mississippi State	34-49	L	11/7/81	North Texas State	20-0	W				



# 2009 Auburn Honors and Awards

---

## DARVIN ADAMS

- ▶ Phil Steele Midseason All-SEC First Team

## WES BYRUM

- ▶ College Football Performance Awards Honorable Mention Placekicker of the Week (Sept. 7)
- ▶ SEC Special Teams Player of the Week (Oct. 5)
- ▶ Lou Groza Award Star of the Week (Oct. 5)
- ▶ Phil Steele Midseason All-SEC Third Team

## ANTONIO COLEMAN

- ▶ SEC Defensive Lineman of the Week (Sept. 14)
- ▶ Lowe's Senior CLASS Award Watch List
- ▶ Rotary Lombardi Award Watch List
- ▶ Ted Hendricks Award Watch List
- ▶ Chuck Bednarik Award Watch List
- ▶ Bronko Nagurski Award Watch List
- ▶ *Lindy's* Preseason All-America Second Team
- ▶ *Athlon Sports* Preseason All-America Second Team
- ▶ Phil Steele Preseason All-America Third Team
- ▶ *Lindy's* Preseason All-SEC First Team
- ▶ *Athlon Sports* Preseason All-SEC First Team
- ▶ *Sports Illustrated* Preseason All-SEC Second Team
- ▶ Phil Steele Preseason All-SEC First Team
- ▶ Coaches' All-SEC Second Team
- ▶ Media All-SEC First Team
- ▶ Phil Steele Midseason All-SEC First Team
- ▶ Phil Steele Midseason All-America Third Team
- ▶ College Football Performance Awards Honorable Mention Defensive Lineman of the Week (Nov. 1)

## CLINTON DURST

- ▶ *Sports Illustrated* Preseason All-SEC Second Team
- ▶ Phil Steele Preseason All-SEC First Team
- ▶ Media All-SEC Second Team
- ▶ Phil Steele Midseason All-SEC Third Team

## GUS MALZAHN

- ▶ Rivals.com National Coordinator of the Week (Sept. 14)

## ONTERIO MCCALEBB

- ▶ SEC Freshman of the Week (Sept. 7)
- ▶ SEC Freshman of the Week (Oct. 5)

## RYAN PUGH

- ▶ *Lindy's* Preseason All-SEC First Team
- ▶ Phil Steele Midseason All-SEC Third Team

## CRAIG STEVENS

- ▶ SEC Defensive Player of the Week (Sept. 21)
- ▶ Phil Steele Midseason All-SEC Third Team

## BEN TATE

- ▶ Maxwell Award Watch List
- ▶ *Athlon Sports* Preseason All-SEC Third Team
- ▶ Phil Steele Preseason All-SEC Second Team
- ▶ Coaches' All-SEC Third Team
- ▶ College Football Performance Awards Honorable Mention Running Back of the Week (Oct. 11)
- ▶ Phil Steele Midseason All-SEC Second Team

## NEIKO THORPE

- ▶ Phil Steele Midseason All-SEC Third Team

## CHRIS TODD

- ▶ Maxwell Award Watch List
- ▶ Manning Award Watch List
- ▶ College Football Performance Awards Honorable Mention Quarterback of the Week (Sept. 27)

## TOMMY TROTT

- ▶ John Mackey Award Watch List

## LEE ZIEMBA

- ▶ *Lindy's* Preseason All-SEC Second Team
- ▶ *Athlon Sports* Preseason All-SEC Second Team
- ▶ *Sports Illustrated* Preseason All-SEC Second Team
- ▶ Coaches' All-SEC Second Team
- ▶ Media All-SEC Second Team
- ▶ Phil Steele Midseason All-SEC Second Team

# Auburn's 2009 Opponents/Polls

<p><b>LOUISIANA TECH (3-5, 2-3 WAC)</b></p> <p>Sept. 5 at Auburn [ESPN] L, 13-37                  Sept. 12 at Navy [CBS] L, 14-32                  Sept. 19 NICHOLLS STATE W, 48-13                  Sept. 30 HAWAII [ESPN2] W, 27-6                  Oct. 9 at Nevada [ESPN] L, 14-37                  Oct. 17 NEW MEXICO STATE W, 45-7                  Oct. 24 at Utah State [ERT] L, 21-23                  Oct. 31 at Idaho [ERT] L, 34-35                  Nov. 6 #5/5/4 BOISE STATE [ESPN2] 7 p.m.                  Nov. 14 at LSU 7 p.m.                  Nov. 21 at Fresno State 4 p.m.                  Dec. 5 SAN JOSE STATE [ERT] 1 p.m.</p> <p><b>MISSISSIPPI STATE (4-5, 2-3 SEC)</b></p> <p>Sept. 5 JACKSON STATE [ESPN] W, 45-7                  Sept. 12 at Auburn [FSS] L, 24-49                  Sept. 19 at Vanderbilt [FSS] W, 14-3                  Sept. 26 #7/7 LSU [SEC Net] L, 26-30                  Oct. 3 GEORGIA TECH [CSS] L, 31-42                  Oct. 10 HOUSTON [ESPN] L, 24-31                  Oct. 17 at Middle Tennessee [ESPN] W, 27-6                  Oct. 24 #2/1/1 FLORIDA [ESPN] L, 19-29                  Oct. 31 at Kentucky [FSS] W, 31-24                  Nov. 14 ALABAMA [ESPN/ESPN2] 6 p.m.                  Nov. 21 at Arkansas TBA                  Nov. 28 OLE MISS TBA</p> <p><b>WEST VIRGINIA (6-2, 2-1 BIG EAST)</b></p> <p>Sept. 5 LIBERTY W, 33-20                  Sept. 12 EAST CAROLINA W, 35-20                  Sept. 19 at Auburn [ESPN2] L, 30-41                  Oct. 1 COLORADO [ESPN] W, 35-24                  Oct. 10 at Syracuse W, 34-13                  Oct. 17 MARSHALL W, 24-7                  Oct. 24 CONNECTICUT W, 28-24                  Oct. 30 at South Florida [ESPN2] L, 19-30                  Nov. 7 LOUISVILLE TBA                  Nov. 13 at Cincinnati [ESPN2] 8 p.m.                  Nov. 27 PITTSBURGH TBA                  Dec. 5 at Rutgers TBA</p> <p><b>BALL STATE (1-8, 1-4 MAC)</b></p> <p>Sept. 3 NORTH TEXAS [ESPN] L, 10-20                  Sept. 12 NEW HAMPSHIRE L, 16-23                  Sept. 19 at Army [CBS Coll.] L, 17-24                  Sept. 26 at Auburn [FSN] L, 30-54                  Oct. 3 TOLEDO L, 30-37                  Oct. 10 at Temple L, 19-24                  Oct. 17 BOWLING GREEN L, 17-31                  Oct. 24 at Eastern Michigan W, 29-27                  Oct. 31 OHIO L, 17-20                  Nov. 12 at Northern Illinois [ESPN] TBA                  Nov. 18 CENTRAL MICHIGAN [ESPN2] 6/8 p.m.                  Nov. 24 at Western Michigan [ESPN2] 7 p.m.</p>	<p><b>TENNESSEE (4-4, 2-3 SEC)</b></p> <p>Sept. 5 W. KENTUCKY [SEC NET] W, 63-7                  Sept. 12 UCLA [ESPN] L, 15-19                  Sept. 19 at #1/1 Florida [CBS] L, 13-23                  Sept. 26 OHIO W, 34-23                  Oct. 3 AUBURN [ESPN] L, 22-26                  Oct. 10 GEORGIA [SEC Net] W, 45-19                  Oct. 24 at #1/2/2 Alabama [CBS] L, 10-12                  Oct. 31 #21/21/2 S. CAROLINA [ESPN] W, 31-13                  Nov. 7 MEMPHIS [ESPN] 7 p.m.                  Nov. 14 at Mississippi [CBS] 12 p.m.                  Nov. 21 VANDERBILT TBA                  Nov. 28 at Kentucky TBA</p> <p><b>ARKANSAS (4-4, 1-4 SEC)</b></p> <p>Sept. 5 MISSOURI STATE W, 48-10                  Sept. 19 #23/20 GEORGIA [ESPN] L, 41-52                  Sept. 26 at #3/3 Alabama [CBS] L, 7-35                  Oct. 3 at Texas A&amp;M [ESPN2] W, 47-19                  Oct. 10 #17/19/19 AUBURN [ESPN] W, 44-23                  Oct. 17 at #1/1/1 Florida [CBS] L, 24-23                  Oct. 24 at #NR/25/NR Ole Miss [SEC Net] L, 17-30                  Oct. 31 EASTERN MICHIGAN [ESPN] W, 63-27                  Nov. 7 SOUTH CAROLINA [SEC Net] 11:21 a.m.                  Nov. 14 TROY [CSS] 6:30 p.m.                  Nov. 21 MISSISSIPPI STATE TBA                  Nov. 28 at LSU TBA</p> <p><b>KENTUCKY (4-4, 1-4 SEC)</b></p> <p>Sept. 5 at Miami (Ohio) [ESPN] W, 42-0                  Sept. 19 LOUISVILLE [ESPN] W, 31-27                  Sept. 26 #1/1 FLORIDA [ESPN2] L, 7-41                  Oct. 3 ALABAMA [SEC Net] L, 20-38                  Oct. 10 at #25/NR/NR South Carolina [FSN] L, 26-28                  Oct. 17 at #NR/NR/24 Auburn [ESPN] W, 21-14                  Oct. 24 LA.-MONROE [FSS] W, 36-13                  Oct. 31 MISSISSIPPI STATE [FSS] L, 24-31                  Nov. 7 EASTERN KENTUCKY 1 p.m.                  Nov. 14 at Vanderbilt [SEC Net] 11:21 a.m.                  Nov. 21 at Georgia TBA                  Nov. 28 TENNESSEE TBA</p> <p><b>LSU (7-1, 4-1 SEC)</b></p> <p>Sept. 5 at Washington W, 31-23                  Sept. 12 VANDERBILT [ESPN] W, 23-9                  Sept. 19 UL-LAFAYETTE [ESPN] W, 31-3                  Sept. 26 at Mississippi State [SEC Net] W, 30-26                  Oct. 3 at Georgia [CBS] W, 20-13                  Oct. 10 #1/1/1 FLORIDA [CBS] L, 3-13                  Oct. 24 AUBURN [ESPN2] W, 31-10                  Oct. 31 TULANE W, 42-0                  Nov. 7 at #3/3/3 Alabama [CBS] 2:30 p.m.                  Nov. 14 LOUISIANA TECH [ESPN] 6 p.m.                  Nov. 21 at Ole Miss TBA                  Nov. 28 ARKANSAS TBA</p>	<p><b>OLE MISS (5-3, 2-3 SEC)</b></p> <p>Sept. 6 at Memphis [ESPN] W, 45-14                  Sept. 19 SE LOUISIANA [CSS] W, 52-6                  Sept. 24 at South Carolina [ESPN] L, 10-16                  Oct. 3 at Vanderbilt [ESPN] W, 23-7                  Oct. 10 #3/3/3 ALABAMA [CBS] L, 3-22                  Oct. 17 UAB [FSS] W, 48-13                  Oct. 24 ARKANSAS [SEC Net] W, 30-17                  Oct. 31 at Auburn [SEC Net] L, 20-33                  Nov. 7 NORTHERN ARIZONA [CSS] 6:30 p.m.                  Nov. 14 TENNESSEE [CBS] 11 a.m.                  Nov. 21 LSU TBA                  Nov. 28 at Mississippi State TBA</p> <p><b>FURMAN (4-4)</b></p> <p>Sept. 5 PRESBYTERIAN W, 45-21                  Sept. 12 at Chattanooga W, 38-20                  Sept. 19 at #NR/25 Missouri L, 12-52                  Sept. 26 at Western Carolina W, 33-14                  Oct. 3 ELON L, 12-19                  Oct. 17 SAMFORD W, 26-24                  Oct. 24 at The Citadel L, 28-38                  Oct. 31 APPALACHIAN STATE L, 27-52                  Nov. 7 at Auburn 12:30 p.m.                  Nov. 14 at Georgia Southern 2 p.m.                  Nov. 21 WOFFORD 3 p.m.</p> <p><b>GEORGIA (4-4, 3-3 SEC)</b></p> <p>Sept. 5 at #9/11 Oklahoma State [ABC] L, 10-24                  Sept. 12 SOUTH CAROLINA [ESPN2] W, 41-37                  Sept. 19 at Arkansas [ESPN] W, 52-41                  Sept. 26 ARIZONA STATE [ESPN] W, 20-17                  Oct. 3 LSU [CBS] L, 13-20                  Oct. 10 at Tennessee [SEC Net] L, 19-45                  Oct. 17 at Vanderbilt [SEC Net] W, 34-10                  Oct. 31 vs. #1/1/1 Florida [CBS] L, 17-41                  Nov. 7 TENNESSEE TECH 1 p.m.                  Nov. 14 AUBURN [ESPN/ESPN2] 7 p.m.                  Nov. 21 KENTUCKY TBA                  Nov. 28 at Georgia Tech TBA</p> <p><b>ALABAMA (8-0, 5-0 SEC)</b></p> <p>Sept. 5 vs. #7/7 Virginia Tech [ABC] W, 34-24                  Sept. 12 FLORIDA INTERNATIONAL W, 40-14                  Sept. 19 NORTH TEXAS [SEC Net] W, 53-7                  Sept. 26 ARKANSAS [CBS] W, 35-7                  Oct. 3 at Kentucky [SEC Net] W, 38-20                  Oct. 10 at #20/16/18 Ole Miss [CBS] W, 22-3                  Oct. 17 #22/22/22 S. CAROLINA [ESPN] W, 20-6                  Oct. 24 TENNESSEE [CBS] W, 12-10                  Nov. 7 #9/9/9 LSU [CBS] 2:30 p.m.                  Nov. 14 at Mississippi State [ESPN/ESPN2] 6 p.m.                  Nov. 21 TENNESSEE-CHATTANOOGA TBA                  Nov. 27 at Auburn [CBS] 1:30 p.m.</p>
--	---	--

<p style="text-align: center;"><b>ASSOCIATED PRESS TOP 25 POLL</b></p> <table style="width: 100%; border-collapse: collapse;"> <thead> <tr> <th>Rk</th> <th>School (1st)</th> <th>Record</th> <th>Pts.</th> <th>Prv.</th> </tr> </thead> <tbody> <tr><td>1.</td><td>Florida (38)</td><td>8-0</td><td>1448</td><td>1</td></tr> <tr><td>2.</td><td>Texas (13)</td><td>8-0</td><td>1408</td><td>3</td></tr> <tr><td>3.</td><td>Alabama (8)</td><td>8-0</td><td>1390</td><td>2</td></tr> <tr><td>4.</td><td>Cincinnati</td><td>8-0</td><td>1212</td><td>5</td></tr> <tr><td>5.</td><td>Boise State</td><td>8-0</td><td>1211</td><td>6</td></tr> <tr><td>6.</td><td>TCU</td><td>8-0</td><td>1147</td><td>8</td></tr> <tr><td>7.</td><td>Oregon</td><td>7-1</td><td>1130</td><td>10</td></tr> <tr><td>8.</td><td>Iowa</td><td>9-0</td><td>1127</td><td>7</td></tr> <tr><td>9.</td><td>LSU</td><td>7-1</td><td>1036</td><td>9</td></tr> <tr><td>10.</td><td>Georgia Tech</td><td>8-1</td><td>949</td><td>11</td></tr> <tr><td>11.</td><td>Penn State</td><td>8-1</td><td>886</td><td>12</td></tr> <tr><td>12.</td><td>USC</td><td>6-2</td><td>741</td><td>4</td></tr> <tr><td>13.</td><td>Houston</td><td>7-1</td><td>707</td><td>15</td></tr> <tr><td>14.</td><td>Pittsburgh</td><td>7-1</td><td>690</td><td>16</td></tr> <tr><td>15.</td><td>Ohio State</td><td>7-2</td><td>636</td><td>17</td></tr> <tr><td>16.</td><td>Miami (Fla.)</td><td>6-2</td><td>602</td><td>18</td></tr> <tr><td>17.</td><td>Utah</td><td>7-1</td><td>552</td><td>19</td></tr> <tr><td>18.</td><td>Oklahoma State</td><td>6-2</td><td>361</td><td>13</td></tr> <tr><td>19.</td><td>Notre Dame</td><td>6-2</td><td>352</td><td>25</td></tr> <tr><td>20.</td><td>Oklahoma</td><td>5-3</td><td>348</td><td>22</td></tr> <tr><td>21.</td><td>Arizona</td><td>5-2</td><td>322</td><td>23</td></tr> <tr><td>22.</td><td>Virginia Tech</td><td>5-3</td><td>185</td><td>14</td></tr> <tr><td>23.</td><td>California</td><td>6-2</td><td>181</td><td>NR</td></tr> <tr><td>24.</td><td>Wisconsin</td><td>6-2</td><td>172</td><td>NR</td></tr> <tr><td>25.</td><td>BYU</td><td>6-2</td><td>130</td><td>NR</td></tr> </tbody> </table> <p><b>OTHERS RECEIVING VOTES</b>                  South Florida 115, Clemson 35, Auburn 30, Texas Tech 24, West Virginia 15, Rutgers 11, Boston College 6, Central Michigan 4, Oregon State 4, Tennessee 3, Idaho 2, Temple 1, South Carolina 1.</p>	Rk	School (1st)	Record	Pts.	Prv.	1.	Florida (38)	8-0	1448	1	2.	Texas (13)	8-0	1408	3	3.	Alabama (8)	8-0	1390	2	4.	Cincinnati	8-0	1212	5	5.	Boise State	8-0	1211	6	6.	TCU	8-0	1147	8	7.	Oregon	7-1	1130	10	8.	Iowa	9-0	1127	7	9.	LSU	7-1	1036	9	10.	Georgia Tech	8-1	949	11	11.	Penn State	8-1	886	12	12.	USC	6-2	741	4	13.	Houston	7-1	707	15	14.	Pittsburgh	7-1	690	16	15.	Ohio State	7-2	636	17	16.	Miami (Fla.)	6-2	602	18	17.	Utah	7-1	552	19	18.	Oklahoma State	6-2	361	13	19.	Notre Dame	6-2	352	25	20.	Oklahoma	5-3	348	22	21.	Arizona	5-2	322	23	22.	Virginia Tech	5-3	185	14	23.	California	6-2	181	NR	24.	Wisconsin	6-2	172	NR	25.	BYU	6-2	130	NR	<p style="text-align: center;"><b>USA TODAY COACHES TOP 25 POLL</b></p> <table style="width: 100%; border-collapse: collapse;"> <thead> <tr> <th>Rk</th> <th>School (1st)</th> <th>Record</th> <th>Pts.</th> <th>Prv.</th> </tr> </thead> <tbody> <tr><td>1.</td><td>Florida (50)</td><td>8-0</td><td>1463</td><td>1</td></tr> <tr><td>2.</td><td>Texas (4)</td><td>8-0</td><td>1395</td><td>3</td></tr> <tr><td>3.</td><td>Alabama (5)</td><td>8-0</td><td>1390</td><td>2</td></tr> <tr><td>4.</td><td>TCU</td><td>8-0</td><td>1182</td><td>6</td></tr> <tr><td>5.</td><td>Boise State</td><td>8-0</td><td>1176</td><td>5</td></tr> <tr><td>6.</td><td>Iowa</td><td>9-0</td><td>1161</td><td>8</td></tr> <tr><td>7.</td><td>Cincinnati</td><td>8-0</td><td>1150</td><td>7</td></tr> <tr><td>8.</td><td>Oregon</td><td>7-1</td><td>1079</td><td>12</td></tr> <tr><td>9.</td><td>LSU</td><td>7-1</td><td>1062</td><td>9</td></tr> <tr><td>10.</td><td>Penn State</td><td>8-1</td><td>966</td><td>10</td></tr> <tr><td>11.</td><td>Georgia Tech</td><td>8-1</td><td>934</td><td>11</td></tr> <tr><td>12.</td><td>Ohio State</td><td>7-2</td><td>730</td><td>15</td></tr> <tr><td>13.</td><td>USC</td><td>6-2</td><td>729</td><td>4</td></tr> <tr><td>14.</td><td>Pittsburgh</td><td>7-1</td><td>694</td><td>17</td></tr> <tr><td>15.</td><td>Houston</td><td>7-1</td><td>672</td><td>16</td></tr> <tr><td>16.</td><td>Utah</td><td>7-1</td><td>567</td><td>19</td></tr> <tr><td>17.</td><td>Miami (Fla.)</td><td>6-2</td><td>549</td><td>18</td></tr> <tr><td>18.</td><td>Oklahoma State</td><td>6-2</td><td>371</td><td>13</td></tr> <tr><td>19.</td><td>Arizona</td><td>5-2</td><td>320</td><td>24</td></tr> <tr><td>20.</td><td>Oklahoma</td><td>5-3</td><td>313</td><td>23</td></tr> <tr><td>21.</td><td>Notre Dame</td><td>6-2</td><td>281</td><td>25</td></tr> <tr><td>22.</td><td>Wisconsin</td><td>6-2</td><td>204</td><td>NR</td></tr> <tr><td>23.</td><td>California</td><td>6-2</td><td>197</td><td>NR</td></tr> <tr><td>24.</td><td>Virginia Tech</td><td>5-3</td><td>193</td><td>14</td></tr> <tr><td>25.</td><td>BYU</td><td>6-2</td><td>106</td><td>NR</td></tr> </tbody> </table> <p><b>OTHERS RECEIVING VOTES</b>                  South Florida 65, West Virginia 51, Texas Tech 49, Auburn 46, Clemson 18, South Carolina 15, Idaho 8, North Carolina 8, Central Michigan 7, Boston College 5, Navy 5, Rutgers 4, Tennessee 4, Duke 3, Kansas State 1, Temple 1, Troy 1.</p>	Rk	School (1st)	Record	Pts.	Prv.	1.	Florida (50)	8-0	1463	1	2.	Texas (4)	8-0	1395	3	3.	Alabama (5)	8-0	1390	2	4.	TCU	8-0	1182	6	5.	Boise State	8-0	1176	5	6.	Iowa	9-0	1161	8	7.	Cincinnati	8-0	1150	7	8.	Oregon	7-1	1079	12	9.	LSU	7-1	1062	9	10.	Penn State	8-1	966	10	11.	Georgia Tech	8-1	934	11	12.	Ohio State	7-2	730	15	13.	USC	6-2	729	4	14.	Pittsburgh	7-1	694	17	15.	Houston	7-1	672	16	16.	Utah	7-1	567	19	17.	Miami (Fla.)	6-2	549	18	18.	Oklahoma State	6-2	371	13	19.	Arizona	5-2	320	24	20.	Oklahoma	5-3	313	23	21.	Notre Dame	6-2	281	25	22.	Wisconsin	6-2	204	NR	23.	California	6-2	197	NR	24.	Virginia Tech	5-3	193	14	25.	BYU	6-2	106	NR	<p style="text-align: center;"><b>HARRIS INTERACTIVE POLL</b></p> <table style="width: 100%; border-collapse: collapse;"> <thead> <tr> <th>Rk</th> <th>School (1st)</th> <th>Record</th> <th>Pts.</th> <th>Prv.</th> </tr> </thead> <tbody> <tr><td>1.</td><td>Florida (83)</td><td>8-0</td><td>2803</td><td>1</td></tr> <tr><td>2.</td><td>Texas (19)</td><td>8-0</td><td>2714</td><td>3</td></tr> <tr><td>3.</td><td>Alabama (9)</td><td>8-0</td><td>2672</td><td>2</td></tr> <tr><td>4.</td><td>Boise State (1)</td><td>8-0</td><td>2313</td><td>5</td></tr> <tr><td>5.</td><td>Cincinnati</td><td>8-0</td><td>2281</td><td>6</td></tr> <tr><td>6.</td><td>TCU</td><td>8-0</td><td>2226</td><td>7</td></tr> <tr><td>7.</td><td>Iowa (2)</td><td>9-0</td><td>2209</td><td>8</td></tr> <tr><td>8.</td><td>Oregon</td><td>7-1</td><td>2148</td><td>11</td></tr> <tr><td>9.</td><td>LSU</td><td>7-1</td><td>2070</td><td>9</td></tr> <tr><td>10.</td><td>Penn State</td><td>8-1</td><td>1809</td><td>10</td></tr> <tr><td>11.</td><td>Georgia Tech</td><td>8-1</td><td>1775</td><td>12</td></tr> <tr><td>12.</td><td>USC</td><td>6-2</td><td>1415</td><td>4</td></tr> <tr><td>13.</td><td>Ohio State</td><td>7-2</td><td>1369</td><td>15</td></tr> <tr><td>14.</td><td>Houston</td><td>7-1</td><td>1303</td><td>16</td></tr> <tr><td>15.</td><td>Pittsburgh</td><td>7-1</td><td>1282</td><td>17</td></tr> <tr><td>16.</td><td>Utah</td><td>7-1</td><td>1121</td><td>19</td></tr> <tr><td>17.</td><td>Miami (Fla.)</td><td>6-2</td><td>1111</td><td>18</td></tr> <tr><td>18.</td><td>Oklahoma State</td><td>6-2</td><td>690</td><td>13</td></tr> <tr><td>19.</td><td>Oklahoma</td><td>5-3</td><td>673</td><td>22</td></tr> <tr><td>20.</td><td>Notre Dame</td><td>6-2</td><td>657</td><td>24</td></tr> <tr><td>21.</td><td>Arizona</td><td>5-2</td><td>598</td><td>25</td></tr> <tr><td>22.</td><td>California</td><td>6-2</td><td>385</td><td>NR</td></tr> <tr><td>23.</td><td>Virginia Tech</td><td>5-3</td><td>333</td><td>14</td></tr> <tr><td>24.</td><td>Wisconsin</td><td>6-2</td><td>295</td><td>NR</td></tr> <tr><td>25.</td><td>BYU</td><td>6-2</td><td>250</td><td>NR</td></tr> </tbody> </table> <p><b>OTHERS RECEIVING VOTES</b>                  S. Florida 176, W. Virginia 83, Texas Tech 70, Auburn 61, Clemson 25, C. Michigan 24, Idaho 16, Tennessee 16, Temple 15, Rutgers 10, S. Carolina 10, Kansas 9, Oregon St. 7, Troy 7, Nebraska 6, Boston Coll 3, Ole Miss 3, Stanford 3, N. Carolina 2, Arkansas 1, Duke 1.</p>	Rk	School (1st)	Record	Pts.	Prv.	1.	Florida (83)	8-0	2803	1	2.	Texas (19)	8-0	2714	3	3.	Alabama (9)	8-0	2672	2	4.	Boise State (1)	8-0	2313	5	5.	Cincinnati	8-0	2281	6	6.	TCU	8-0	2226	7	7.	Iowa (2)	9-0	2209	8	8.	Oregon	7-1	2148	11	9.	LSU	7-1	2070	9	10.	Penn State	8-1	1809	10	11.	Georgia Tech	8-1	1775	12	12.	USC	6-2	1415	4	13.	Ohio State	7-2	1369	15	14.	Houston	7-1	1303	16	15.	Pittsburgh	7-1	1282	17	16.	Utah	7-1	1121	19	17.	Miami (Fla.)	6-2	1111	18	18.	Oklahoma State	6-2	690	13	19.	Oklahoma	5-3	673	22	20.	Notre Dame	6-2	657	24	21.	Arizona	5-2	598	25	22.	California	6-2	385	NR	23.	Virginia Tech	5-3	333	14	24.	Wisconsin	6-2	295	NR	25.	BYU	6-2	250	NR
Rk	School (1st)	Record	Pts.	Prv.																																																																																																																																																																																																																																																																																																																																																																																																				
1.	Florida (38)	8-0	1448	1																																																																																																																																																																																																																																																																																																																																																																																																				
2.	Texas (13)	8-0	1408	3																																																																																																																																																																																																																																																																																																																																																																																																				
3.	Alabama (8)	8-0	1390	2																																																																																																																																																																																																																																																																																																																																																																																																				
4.	Cincinnati	8-0	1212	5																																																																																																																																																																																																																																																																																																																																																																																																				
5.	Boise State	8-0	1211	6																																																																																																																																																																																																																																																																																																																																																																																																				
6.	TCU	8-0	1147	8																																																																																																																																																																																																																																																																																																																																																																																																				
7.	Oregon	7-1	1130	10																																																																																																																																																																																																																																																																																																																																																																																																				
8.	Iowa	9-0	1127	7																																																																																																																																																																																																																																																																																																																																																																																																				
9.	LSU	7-1	1036	9																																																																																																																																																																																																																																																																																																																																																																																																				
10.	Georgia Tech	8-1	949	11																																																																																																																																																																																																																																																																																																																																																																																																				
11.	Penn State	8-1	886	12																																																																																																																																																																																																																																																																																																																																																																																																				
12.	USC	6-2	741	4																																																																																																																																																																																																																																																																																																																																																																																																				
13.	Houston	7-1	707	15																																																																																																																																																																																																																																																																																																																																																																																																				
14.	Pittsburgh	7-1	690	16																																																																																																																																																																																																																																																																																																																																																																																																				
15.	Ohio State	7-2	636	17																																																																																																																																																																																																																																																																																																																																																																																																				
16.	Miami (Fla.)	6-2	602	18																																																																																																																																																																																																																																																																																																																																																																																																				
17.	Utah	7-1	552	19																																																																																																																																																																																																																																																																																																																																																																																																				
18.	Oklahoma State	6-2	361	13																																																																																																																																																																																																																																																																																																																																																																																																				
19.	Notre Dame	6-2	352	25																																																																																																																																																																																																																																																																																																																																																																																																				
20.	Oklahoma	5-3	348	22																																																																																																																																																																																																																																																																																																																																																																																																				
21.	Arizona	5-2	322	23																																																																																																																																																																																																																																																																																																																																																																																																				
22.	Virginia Tech	5-3	185	14																																																																																																																																																																																																																																																																																																																																																																																																				
23.	California	6-2	181	NR																																																																																																																																																																																																																																																																																																																																																																																																				
24.	Wisconsin	6-2	172	NR																																																																																																																																																																																																																																																																																																																																																																																																				
25.	BYU	6-2	130	NR																																																																																																																																																																																																																																																																																																																																																																																																				
Rk	School (1st)	Record	Pts.	Prv.																																																																																																																																																																																																																																																																																																																																																																																																				
1.	Florida (50)	8-0	1463	1																																																																																																																																																																																																																																																																																																																																																																																																				
2.	Texas (4)	8-0	1395	3																																																																																																																																																																																																																																																																																																																																																																																																				
3.	Alabama (5)	8-0	1390	2																																																																																																																																																																																																																																																																																																																																																																																																				
4.	TCU	8-0	1182	6																																																																																																																																																																																																																																																																																																																																																																																																				
5.	Boise State	8-0	1176	5																																																																																																																																																																																																																																																																																																																																																																																																				
6.	Iowa	9-0	1161	8																																																																																																																																																																																																																																																																																																																																																																																																				
7.	Cincinnati	8-0	1150	7																																																																																																																																																																																																																																																																																																																																																																																																				
8.	Oregon	7-1	1079	12																																																																																																																																																																																																																																																																																																																																																																																																				
9.	LSU	7-1	1062	9																																																																																																																																																																																																																																																																																																																																																																																																				
10.	Penn State	8-1	966	10																																																																																																																																																																																																																																																																																																																																																																																																				
11.	Georgia Tech	8-1	934	11																																																																																																																																																																																																																																																																																																																																																																																																				
12.	Ohio State	7-2	730	15																																																																																																																																																																																																																																																																																																																																																																																																				
13.	USC	6-2	729	4																																																																																																																																																																																																																																																																																																																																																																																																				
14.	Pittsburgh	7-1	694	17																																																																																																																																																																																																																																																																																																																																																																																																				
15.	Houston	7-1	672	16																																																																																																																																																																																																																																																																																																																																																																																																				
16.	Utah	7-1	567	19																																																																																																																																																																																																																																																																																																																																																																																																				
17.	Miami (Fla.)	6-2	549	18																																																																																																																																																																																																																																																																																																																																																																																																				
18.	Oklahoma State	6-2	371	13																																																																																																																																																																																																																																																																																																																																																																																																				
19.	Arizona	5-2	320	24																																																																																																																																																																																																																																																																																																																																																																																																				
20.	Oklahoma	5-3	313	23																																																																																																																																																																																																																																																																																																																																																																																																				
21.	Notre Dame	6-2	281	25																																																																																																																																																																																																																																																																																																																																																																																																				
22.	Wisconsin	6-2	204	NR																																																																																																																																																																																																																																																																																																																																																																																																				
23.	California	6-2	197	NR																																																																																																																																																																																																																																																																																																																																																																																																				
24.	Virginia Tech	5-3	193	14																																																																																																																																																																																																																																																																																																																																																																																																				
25.	BYU	6-2	106	NR																																																																																																																																																																																																																																																																																																																																																																																																				
Rk	School (1st)	Record	Pts.	Prv.																																																																																																																																																																																																																																																																																																																																																																																																				
1.	Florida (83)	8-0	2803	1																																																																																																																																																																																																																																																																																																																																																																																																				
2.	Texas (19)	8-0	2714	3																																																																																																																																																																																																																																																																																																																																																																																																				
3.	Alabama (9)	8-0	2672	2																																																																																																																																																																																																																																																																																																																																																																																																				
4.	Boise State (1)	8-0	2313	5																																																																																																																																																																																																																																																																																																																																																																																																				
5.	Cincinnati	8-0	2281	6																																																																																																																																																																																																																																																																																																																																																																																																				
6.	TCU	8-0	2226	7																																																																																																																																																																																																																																																																																																																																																																																																				
7.	Iowa (2)	9-0	2209	8																																																																																																																																																																																																																																																																																																																																																																																																				
8.	Oregon	7-1	2148	11																																																																																																																																																																																																																																																																																																																																																																																																				
9.	LSU	7-1	2070	9																																																																																																																																																																																																																																																																																																																																																																																																				
10.	Penn State	8-1	1809	10																																																																																																																																																																																																																																																																																																																																																																																																				
11.	Georgia Tech	8-1	1775	12																																																																																																																																																																																																																																																																																																																																																																																																				
12.	USC	6-2	1415	4																																																																																																																																																																																																																																																																																																																																																																																																				
13.	Ohio State	7-2	1369	15																																																																																																																																																																																																																																																																																																																																																																																																				
14.	Houston	7-1	1303	16																																																																																																																																																																																																																																																																																																																																																																																																				
15.	Pittsburgh	7-1	1282	17																																																																																																																																																																																																																																																																																																																																																																																																				
16.	Utah	7-1	1121	19																																																																																																																																																																																																																																																																																																																																																																																																				
17.	Miami (Fla.)	6-2	1111	18																																																																																																																																																																																																																																																																																																																																																																																																				
18.	Oklahoma State	6-2	690	13																																																																																																																																																																																																																																																																																																																																																																																																				
19.	Oklahoma	5-3	673	22																																																																																																																																																																																																																																																																																																																																																																																																				
20.	Notre Dame	6-2	657	24																																																																																																																																																																																																																																																																																																																																																																																																				
21.	Arizona	5-2	598	25																																																																																																																																																																																																																																																																																																																																																																																																				
22.	California	6-2	385	NR																																																																																																																																																																																																																																																																																																																																																																																																				
23.	Virginia Tech	5-3	333	14																																																																																																																																																																																																																																																																																																																																																																																																				
24.	Wisconsin	6-2	295	NR																																																																																																																																																																																																																																																																																																																																																																																																				
25.	BYU	6-2	250	NR																																																																																																																																																																																																																																																																																																																																																																																																				

# 2009 Auburn Depth Chart

Pronunciation Guide		
2	Aairon Savage <b>AIR-un</b>	DB
15	Neiko Thorpe <b>NEE-ko</b>	DB
17	Tyrik Rollison <b>TY-rick RAHL-ih-son</b>	QB
19	Neil Caudle <b>CAW-dull</b>	QB
23	Onterio McCalebb <b>Mik-KAY-lub</b>	RB
25	D'Antoine Hood <b>duh-AN-twon</b>	DB
42	Philip Pierre-Louis <b>pee-AIRLOO-iss</b>	WR
43	Philip Lutzenkirchen <b>LUTZ-en-kirk-en</b>	TE
49	Michael Goggans <b>GAH-guns</b>	DE
50	Ryan Pugh <b>PYEW</b>	OL
57	Byron Isom <b>buh-RONEYE-some</b>	DL
73	Lee Ziemba <b>ZIM-bah</b>	OL
81	Terrell Zachery <b>ter-ELL</b>	WR
82	Jay Wisner <b>WIZ-ner</b>	WR
85	Quindarius Carr <b>quin-DARE-ee-us</b>	WR
86	John Cubelic <b>CUBE-eh-lick</b>	WR
93	Mike Blanc <b>BLAHNK</b>	DL
94	Nosa Egaue <b>NO-suh EE-gway</b>	DL

## Offense

<b>QB</b>	<b>12 Chris Todd (6-4, 210, Sr.)</b> 19 Neil Caudle (6-3, 200, Jr.) 17 Tyrik Rollison (6-0, 194, Fr.)
<b>TB</b>	<b>44 Ben Tate (5-11, 218, Sr.)</b> 23 Onterio McCalebb (5-10, 164, Fr.) 32 Eric Smith (5-10, 237, So.)
<b>FB</b>	<b>27 Mario Fannin (5-11, 225, Jr.)</b> 30 John Douglas (6-2, 241, So.)
<b>TE</b>	<b>5 Tommy Trott (6-5, 243, Sr.)</b> 43 Philip Lutzenkirchen (6-4, 262, Fr.) 82 Jay Wisner (6-2, 194, Jr.)
<b>WR</b>	<b>81 Terrell Zachery (6-1, 203, Jr.)</b> 18 Kodi Burns (6-2, 208, Jr.) 80 Emory Blake (6-1, 192, Fr.)
<b>WR</b>	<b>89 Darvin Adams (6-3, 185, So.)</b> 13 Tim Hawthorne (6-3, 212, Jr.) --OR-- 3 DeAngelo Benton (6-2, 192, Fr.)
<b>LT</b>	<b>73 Lee Ziemba (6-8, 308, Jr.)</b> 79 Jared Cooper (6-4, 295, So.)
<b>LG</b>	<b>66 Mike Berry (6-3, 311, Jr.)</b> 71 John Sullen (6-6, 326, Fr.)
<b>C</b>	<b>50 Ryan Pugh (6-4, 289, Jr.)</b> 53 Bart Eddins (6-4, 297, Jr.)
<b>RG</b>	<b>57 Byron Isom (6-3, 291, Jr.)</b> 76 Jorell Bostrom (6-3, 353, Jr.)
<b>RT</b>	<b>75 Andrew McCain (6-6, 299, Sr.)</b> 55 Vance Smith (6-2, 281, So.)
<b>PK</b>	<b>18 Wes Byrum (6-2, 209, Jr.)</b> 37 Morgan Hull (6-3, 199, Jr.)
<b>P</b>	<b>97 Clinton Durst (6-1, 191, Sr.)</b> 21 Ryan Shoemaker (6-0, 184, Jr.)
<b>DS</b>	<b>61 Josh Harris (6-1, 220, So.)</b> 48 Bailey Woods (6-5, 237, So.)
<b>H</b>	<b>96 Clayton Crofoot (6-6, 191, Sr.)</b> 19 Neil Caudle (6-3, 200, Jr.)

## Defense

<b>LE</b>	<b>52 Antonio Coleman (6-3, 261, Sr.)</b> 95 Dee Ford (6-4, 214, Fr.) --OR-- 83 Gabe McKenzie (6-5, 252, Sr.)
<b>LT</b>	<b>93 Mike Blanc (6-4, 288, Jr.)</b> 90 Nick Fairley (6-5, 293, So.)
<b>RT</b>	<b>91 Jake Ricks (6-4, 292, Sr.)</b> 97 Derrick Lykes (6-2, 284, RFr.)
<b>RE</b>	<b>45 Antoine Carter (6-4, 263, Jr.)</b> 49 Michael Goggans (6-3, 264, Jr.)
<b>LLB</b>	<b>46 Craig Stevens (6-3, 223, Jr.)</b> 35 Jonathan Evans (5-11, 207, Fr.)
<b>MLB</b>	<b>17 Josh Bynes (6-2, 239, Jr.)</b> 31 Adam Herring (6-1, 216, So.)
<b>RLB</b>	<b>21 Eltoro Freeman (5-11, 219, So.)</b> 31 Adam Herring (6-1, 216, So.) 36 Wade Christopher (6-1, 215, So.)
<b>LC</b>	<b>6 Walter McFadden (6-0, 175, Sr.)</b> 14 Demond Washington (5-9, 185, Jr.)
<b>S</b>	<b>25 Daren Bates (5-11, 195, Fr.)</b> 22 T'Sharvan Bell (6-0, 176, RFr.)
<b>S</b>	<b>14 Demond Washington (5-9, 185, Jr.)</b> 11 Mike Slade (6-3, 192, So.)
<b>RC</b>	<b>15 Neiko Thorpe (6-2, 176, So.)</b> 24 D'Antoine Hood (5-10, 187, So.)

## Special Teams

<b>PR</b>	<b>8 Anthony Gulley (5-9, 176, Fr.) --OR--</b> 27 Mario Fannin (5-11, 225, Jr.)
<b>KOR</b>	<b>81 Terrell Zachery (6-1, 203, Jr.) &amp;</b> <b>23 Onterio McCalebb (5-10, 164, Fr.)</b>  15 Neiko Thorpe (6-2, 176, So.) & 27 Mario Fannin (5-11, 225, So.)

# Auburn Media Services

All Times Central

## PRACTICE

All practices are CLOSED to members of the media.

## PLAYER INTERVIEWS

Player interviews should be arranged through the Auburn Media Relations Office. The following are the opportunities for player interviews, including phone interviews: Sunday post-practice, Tuesday from 12-1 p.m. following Coach Gene Chizik's press conference, and Tuesday post-practice. Player requests for Tuesday's press conference should be given to Brad Gust at least 24 hours in advance.

## PLAYERS ARE OFF-LIMITS WEDNESDAY-FRIDAY.

## ASSISTANT COACH INTERVIEWS

Auburn assistant coaches will be available to the media post-practice according to the following schedule: Sunday - Defensive coordinator Ted Roof; Tuesday - Offensive coordinator Gus Malzahn; Wednesday - All other assistants.

## MEDIA WEB SITE - COLLEGEPRESSBOX.COM

Media can access notes, quotes, stats, media information and much more from Auburn and its opponents on the SEC section of CollegePressBox.com. To access the site, visit [www.collegepressbox.com](http://www.collegepressbox.com) (username: secmedia; password: birmingham). This information should not be published to the general public.

## SUNDAY

### AUBURN FOOTBALL REVIEW

The Auburn Football Review with coach Gene Chizik is uplinked each Sunday morning. The 30-minute show is useful for highlights and sound bites. For more information, contact the Auburn ISP Sports Network (334) 826-2929.

### GENE CHIZIK TELECONFERENCE

Coach Chizik will typically be available to Auburn and opponents' beat writers, as well as other selected members of the media, each Sunday afternoon at 4:30 p.m. in the Media Relations office and on a teleconference for media only **starting Sept. 6**. For more information, contact Kirk Sampson at (334) 844-9800.

**Time: 4:30 p.m. (Sundays)**

**Phone: 1 212-812-4494 and enter 2884 4377\***

\*NOTE: This phone number should be kept confidential and limited to working news media.

## TUESDAY

### GENE CHIZIK PRESS CONFERENCE

Each Tuesday at **11:30 a.m.** in the auditorium of the Auburn Athletic Complex, Auburn will hold its weekly football press conference with head coach Gene Chizik. The press conference can also be accessed by the media in a listen only mode by dialing 1-212-812-4494, enter 2884 4377. Following Coach Chizik's press

conference, selected players will be available in the Rane Room from 12-1 p.m. Players who were not present at the press conference will also be available post-practice on Tuesdays.

## AUBURN GAME WEEK FEED

The Auburn Media Relations office provides a weekly satellite feed for the 2009 football season. These feeds include interviews, game footage and other feature material. The feed is each Tuesday prior to a game. To secure coordinates and times for the feeds contact Steve Sain at (334) 844-9809.

## WEDNESDAY

### SEC TELECONFERENCE

Each of the SEC coaches are featured on a teleconference each Wednesday at 10 a.m. **Coach Chizik begins at 11:40 a.m.** Contact the SEC office for teleconference phone numbers.

## THURSDAY

### TIGER TALK

Coach Chizik's comments may be heard on the Auburn ISP Sports Network beginning at 7 p.m. each Thursday night. The one-hour weekly radio show offers Auburn fans the opportunity to call with questions regarding the Auburn football team. Tiger Talk can also be heard on Auburn's internet site, [www.auburntigers.com](http://www.auburntigers.com). For more information contact the Auburn ISP Sports Network, (334) 826-2929.

## SATURDAY

### AUBURN GAMEDAY FEED

Auburn offers a satellite feed following home football games which are not televised.

## AUBURN MEDIA RELATIONS

### AU FOOTBALL on the WWW

[www.auburntigers.com](http://www.auburntigers.com)

### HOW TO CONTACT (AC 334)

Media Relations (Complex)	844-9800
Media Relation FAX (Complex)	844-9807
Kirk Sampson home	887-0839
cell	750-1385
e-mail:	sampska@auburn.edu
Brad Gust home	501-2239
cell:	750-1030
e-mail:	gustbra@auburn.edu
Bob Grant home/cell	740-0934
e-mail:	grantrs@auburn.edu
Todd Van Emst (photographer) home/cell	740-1380
e-mail:	vanemtj@auburn.edu
Steve Sain home	502-9604
Satellite Uplink	844-5707

# 2009 Auburn Football Game Recaps

<b>GAME 1</b>	<b>LOUISIANA TECH</b>	<b>13</b>
	<b>AUBURN</b>	<b>37</b>
	September 5, 2009	
	Jordan-Hare Stadium (81,143) • Auburn, Ala.	

Carrying a three-point lead into the locker room at halftime, the Auburn offense erupted for 24 second-half points en route to a 37-13 season-opening win over Louisiana Tech under the lights at Jordan-Hare Stadium. The win was also the first for Gene Chizik as Auburn's head coach.

The Tigers put up a balanced 556 yards of total offense in the victory with 301 rushing yards and 255 passing yards. Starting quarterback Chris Todd hit his target on 17-of-26 attempts for two touchdowns and no interceptions.

The highlight of the night for Todd came early in the second half following an interception by freshman Daren Bates. Auburn took over possession at its own 2-yard-line and on third down, Todd found Terrell Zachery down the right sideline for a 93-yard touchdown pass. The play is the longest from scrimmage in Auburn history.

Junior kicker Wes Byrum got the scoring started for Auburn in the first quarter, hitting a 25-yard field goal on the Tigers' first possession.

Louisiana Tech took its only lead of the game at the 5:00 mark of the first quarter as Dennis Morris caught a 19-yard pass from Ross Jenkins. Auburn retaliated on its next possession as Kodi Burns scored the team's first touchdown of the season on a 1-yard run.

With 23 seconds remaining in the first half, Louisiana Tech looked poised to take a 10-10 tie into the locker room following a 20-yard field goal by Matt Nelson, but Auburn marched back down the field, gaining 29 yards on three plays, to set up the 49-yard field goal by Byrum with no time left on the clock for the 13-10 lead.

The Tigers' momentum continued to roll as the third quarter started, beginning with the record-setting touchdown from Todd to Zachery at the 10:59 mark. Byrum connected on his final field goal of the game at the 4:28 mark of the period to give Auburn a 23-10 lead. Tech would follow up on its next possession with a field goal of its own by Nelson, cutting the lead to 23-13.

The Auburn defense kept the Bulldogs scoreless in the fourth quarter, capping off a half in which it gave up only 102 yards of total offense.

With 12:45 left in the game, Todd connected with sophomore Darvin Adams for his first career touchdown on a 17-yard pass. True freshman Onterio McCalebb followed with 5:27 remaining in the game with his first career touchdown as well, scoring on a 3-yard run.

McCalebb finished the game with a game-high 148 yards of rushing, becoming the first Auburn true freshman to run for more than 100 yards in a season opener since Bo Jackson accomplished the feat with 123 yards against Wake Forest in 1982.

McCalebb was not the only 100-yard rusher on the team as senior Ben Tate racked up 118 of his own, marking the first time since 2007 against New Mexico State for Auburn to have two 100-yard rushers. Tate also hit another milestone in the game as he became the 13th Auburn player ever to amass 2,000 career rushing yards. He finished the game with a total of 2,076, ranking him 12th all-time at Auburn.

Zachery led the Auburn receiving corps with 98 yards, followed by Mario Fannin with 82 and Adams with 65.

On the defensive end, Zac Etheridge, Craig Stevens and Josh Bynes finished with eight tackles each to lead the Tigers. Senior Antonio Coleman finished with seven tackles and a sack, giving him 15.5 on his career and a tie for 10th all-time at Auburn in the category.

With the win, Auburn holds an 11-0-1 record all-time against Louisiana Tech and is 90-25-2 in season-opening games.

<b>GAME 2</b>	<b>MISSISSIPPI STATE</b>	<b>24</b>
	<b>AUBURN</b>	<b>49</b>
	September 12, 2009	
	Jordan-Hare Stadium (85,269) • Auburn, Ala.	

Kodi Burns accounted for four of Auburn's touchdowns, throwing one and running in three, and Onterio McCalebb and Ben Tate each topped the 100-yard rushing mark for the second straight game as Auburn pulled away from Mississippi State with 28 unanswered points to win 49-24 on Saturday night. Tate carried it 20 times for a career-high 157 yards and a touchdown while McCalebb rushed for 114 yards on 16 carries with a touchdown, becoming the first pair of Auburn running backs to top the 100-yard rushing mark in back-to-back games.

Burns had nine rushes for 32 yards, scoring on three 1-yard runs, and also was 1-for-1 passing for 13 yards and a touchdown. Ahead 28-17 at the half, Auburn scored twice in the third quarter as Burns threw his fifth career touchdown pass, a strike to Philip Lutzenkirchen to go up 35-17, and then Tate ran it in from 35 yards out for his first touchdown of the season to put Auburn up 42-17.

Mississippi State had scored 17 consecutive points to take a 17-14 lead with 4:44 left in the second quarter before Auburn answered with two late second-quarter touchdowns. A 1-yard run by Anthony Dixon and a Sean Brauchle 29-yard field goal brought Mississippi State to within four, 14-10, before Robert Elliott returned a blocked Clinton Durst punt for the 17-10 lead.

McCalebb's touchdown, a 48-yard run around the left end, regained the lead for Auburn, 21-17, before Burns scored from 1 yard out with 16 seconds left in the half.

Auburn went up 7-0 on its first possession of the game as Burns capped an eight-play, 73-yard scoring drive with a one-yard rush up the middle for his first touchdown of the game.

An Antonio Coleman 20-yard interception return of a Chris Relf pass put Auburn ahead, 14-0, with 2:21 remaining in the first quarter. The interception was the first of Coleman's career and the touchdown was the second of his career, following a fumble return in the 2007 season-opener against Kansas State.

Burns closed out Auburn's scoring with his third touchdown run of the game with 5:56 remaining as Auburn moved to 2-0 on the season.

Chris Todd was 10-of-23 for 186 yards. Most of those passes went to Darvin Adams as he finished the night with five catches for 116 yards. Along with Tate and McCalebb, Adams combined to mark the first time ever for Auburn to have two 100-yard rushers and a 100-yard receiver in the same game.

McCalebb became the first player in Auburn history to top 100-yards rushing in his first two career games.

Auburn's 49 points were the most it has scored in a SEC game since scoring 49 at Kentucky in 2005. With 589 yards of total offense, it also marked the first time that Auburn had 500 or more yards of total offense in back-to-back games since 1970, when the Tigers had 566 yards against Florida and 664 against Mississippi State.

Defensively for Auburn, Zac Etheridge and Josh Bynes led the way with eight tackles each. Neiko Thorpe and Craig Stevens chipped in seven tackles with two of Stevens' coming for loss. Making his first career appearance as a Tiger, sophomore Eltoro Freeman followed with six tackles.

With the win, Auburn is 43-28-5 in SEC openers.

SCORING SUMMARY			
Louisiana Tech	.....7	3	3 0 — 13
Auburn	.....10	3	10 14 — 37

AU - Byrum 25 yd field goal, 9:24, 1st  
 LT - Morris 19 yd pass from Jenkins (Nelson kick), 5:00, 1st  
 AU - Burns 1 yd run (Byrum kick), 1:33, 1st  
 LT - Nelson 20 yd field goal, 0:23, 2nd  
 AU - Byrum 49 yd field goal, 0:00, 2nd  
 AU - Zachary 93 yd pass from Todd (Byrum kick), 10:59, 3rd  
 AU - Byrum 47 yd field goal, 4:28, 3rd  
 LT - Nelson 46 yd field goal, 0:52, 3rd  
 AU - D. Adams 17 yd pass from Todd (Byrum kick), 12:45, 4th  
 AU - McCalebb 3 yd run (Byrum kick), 5:27, 4th

TEAM STATISTICS	LT	AU
First Downs	19	27
Rushes-Yards	37-96	52-301
Passing Yards	149	255
Comp-Att-Int	18-33-1	17-27-0
Total Plays-Yards	70-245	79-556
Punts-Avg.	6-38.3	2-41.0
Fumbles/Lost	3/1	3/2
Penalties-Yards	3-30	8-87
3rd Down Conv.	5-of-14	8-of-13
Time of Possession	31:23	28:37

**INDIVIDUAL STATISTICS**  
**RUSHING:** (LT) - Porter 17-56; Jenkins 10-36; Morrow 1-6; Duplessis 5-6; Compton 1-2; Livas 1-1; Fitte 1-minus 2; TEAM 1-minus 9. (AU) - McCalebb 22-148 (TD); Tate 20-117; Burns 8-23 (TD); Zachery 1-10; Todd 1-3.  
**PASSING:** (LT) - Jenkins 18-33-1-149. (AU) - Todd 17-26-0-255; Burns 0-1-0-0.  
**RECEIVING:** (LT) - Livas 5-43; Tuminello 3-26; Morris 2-30 (TD); Fitte 2-17; Porter 2-13; Mitchell 1-8; Stuart 1-7; Linwood 1-5; Morrow 1-0. (AU) - Fannin 8-82; D. Adams 4-65 (TD); Zachery 3-98 (TD); Tate 2-10.

SCORING SUMMARY			
Mississippi State	.....0	17	0 7 — 24
Auburn	.....14	14	14 7 — 49

AU - Burns 1 yd run (Byrum kick), 8:13, 1st  
 AU - Coleman 20 yd interception return (Byrum kick), 2:21, 1st  
 MS - Dixon 1 yd run (Brauchle kick), 12:05, 2nd  
 MS - Brauchle 29 yd field goal, 7:20, 2nd  
 MS - Elliott 10 yd blocked punt return (Brauchle kick), 4:44, 2nd  
 AU - McCalebb 48 yd run (Byrum kick), 3:08, 2nd  
 AU - Burns 1 yd run (Byrum kick), 0:16, 2nd  
 AU - Lutzenkirchen 13 yd pass from Burns (Byrum kick), 3:52, 3rd  
 AU - Tate 35 yd run (Byrum kick), 1:19, 3rd  
 MS - Ducre 1 yd pass from Lee (Brauchle kick), 11:15, 4th  
 AU - Burns 1 yd run (Byrum kick), 5:56, 4th

TEAM STATISTICS	MS	AU
First Downs	14	29
Rushes-Yards	38-167	59-390
Passing Yards	130	199
Comp-Att-Int	11-21-2	11-24-0
Total Plays-Yards	59-297	83-589
Punts-Avg.	6-45.2	5-28.8
Fumbles/Lost	0/0	2/0
Penalties-Yards	10-89	5-40
3rd Down Conv.	5-of-14	6-of-13
Time of Possession	28:57	31:03

**INDIVIDUAL STATISTICS**  
**RUSHING:** (MS) - Dixon 20-92 (TD); Relf 7-52; Ducre 4-14; Lee 3-9; Stallworth 1-3; Elliott 2-minus 1; TEAM 1-minus 2. (AU) - Tate 20-157 (TD); McCalebb 16-114 (TD); Fannin 9-75; Burns 9-32, 3 TD; Smith 3-8; Todd 1-6; Team 1-minus 2.  
**PASSING:** (MS) - Relf 5-11-2-77; Lee 6-10-0-53. (AU) - Todd 10-23-0-186; Burns 1-1-0-13.  
**RECEIVING:** (MS) - Berry 4-60; McRae 3-33; Wilder 1-25; Bumphis 1-8; Green 1-3; Ducre 1-1 (TD). (AU) - Adams 5-116; Zachery 2-41; Wisner 1-24; Lutzenkirchen 1-13 (TD); Fannin 1-3; Burns 1-2.

# 2009 Auburn Football Game Recaps

<b>GAME</b> <b>3</b>	<b>WEST VIRGINIA</b>	<b>30</b>
	<b>AUBURN</b>	<b>41</b>
	September 19, 2009 Jordan-Hare Stadium (87,451) • Auburn, Ala.	

A year earlier in Morgantown, W.Va., it was Auburn that took a 17-10 lead into the locker room at halftime, only to have the West Virginia Mountaineers out-score the Tigers 24-0 in the second half for the come-from-behind win. Auburn returned the favor Saturday, out-scoring West Virginia 31-9 after spotting the Mountaineers a 21-10 lead to pick up the 41-30 victory and improve to 4-0.

With Auburn's running game, that had averaged more than 300 yards per game in the first two games of the season, limited to just 100 yards against the Mountaineers, the Tigers had to go in another direction to get points on the board. The direction ended up being senior quarterback Chris Todd as he threw for career highs of 284 yards and four touchdown passes. Todd was 16-of-31 on the night, including an 82-yard pass to Mario Fanin that tied the game in the third quarter.

West Virginia took the early lead in the game as Noel Devine ran in for two touchdowns in the first five minutes, including a 71-yard run to put WVU up 14-0. Auburn countered with a 46-yard Wes Byrum field goal to put the Tigers on the board. Senior defensive end Antonio Coleman recovered a fumble at the West Virginia 45-yard line on the Mountaineers next possession, helping to set up a 16-yard pass from Todd to Darvin Adams to cut the WVU lead to four at 14-10. The reception was the first of three Touchdown catches on the night for Adams, making him the first Auburn player to tally three touchdown passes in a game in more than 20 years.

The Mountaineers closed out the first quarter with its third touchdown of the period as quarterback Jarrett Brown found Jock Sanders in the end zone for a 6-yard touchdown pass.

Auburn cut away the West Virginia lead in the second quarter, beginning with a 42-yard Byrum field goal. The field goal was the result of a Neiko Thorpe interception. The Tigers marched back up the field in its next possession, capping it off with a 4-yard touchdown pass from Todd to Adams to cut the WVU lead to one at 21-20.

West Virginia scored its final touchdown of the night halfway through the third quarter as Devine took off for 12 yards to extend the Mountaineer lead to 27-20. Tyler Bitancurt missed the ensuing extra-point attempt, setting up the opportunity for Auburn to tie the game on its next possession.

Less than a minute after the West Virginia touchdown, Todd rolled out of the pocket and found Fanin open on the right side. Fanin cut through the Mountaineer defense to streak down the field 82 yards for the touchdown. Byrum's extra-point tied the game at 27-27.

West Virginia took its final lead late in the third quarter on a Bitancurt field goal, 30-27. Auburn shut the Mountaineers out in the fourth quarter, taking the lead on a 17-yard touchdown pass from Todd to Adams early in the period and sealing the victory with a 15-yard Craig Stevens interception return for a touchdown to give Auburn a 41-30 lead.

Fanin's 82-yard reception led the team in receiving yards, followed by Adams with three touchdowns and 80 yards on six receptions. Eric Smith followed with 67 yards on three receptions.

Ben Tate led the Auburn rushing attack with 81 yards on 19 attempts. Onterio McCalebb followed with 25 total yards.

Defensively for Auburn, Josh Bynes led the team with 12 tackles and an interception while Stevens tallied 11 tackles and an interception. Also picking off passes in the game were Walter McFadden, Thorpe and lineman Jake Ricks.

<b>GAME</b> <b>4</b>	<b>BALL STATE</b>	<b>30</b>
	<b>AUBURN</b>	<b>54</b>
	September 26, 2009 Jordan-Hare Stadium (83,118) • Auburn, Ala.	

Chris Todd tied an Auburn record with five touchdown passes as the Tigers tallied 560 yards of total offense in a 54-30 win over Ball State. The game marked the second in a row to have a delayed start as thunderstorms in the area forced the game to move from its 6 p.m. scheduled kickoff time to 6:30 p.m.

Ball State struck first against the Tigers, recovering a muffed punt on Auburn's 18-yard line. Four plays later, MiQuale Lewis took the ball around the right side to get Ball State in the end zone at the 12:26 mark in the opening period for its only lead of the game.

Following a Ball State fumble, the Tigers moved the ball to the BSU 6-yard-line, setting up a pass from Todd to Tommy Trott, giving the senior his first touchdown reception of the year with 2:53 remaining in the first quarter.

Heading into the second quarter with the game tied, 7-7, Auburn managed to put up a near record-setting performance while limiting the Cardinals to just a field goal. The Tigers tallied 26 points in the period with three touchdowns and a safety, giving Auburn its highest scoring quarter since racking up 28 against Tennessee-Chattanooga on Sept. 9, 1995.

Terrell Zachery accounted for two of the touchdowns, picking up a 46-yarder at the 13:47 mark and a 65-yarder with 8:22 left in the half. Onterio McCalebb also picked up a touchdown, running in for a yard at the 12:20 mark, immediately after a 62-yard rush put the Tigers in scoring position.

Byrum picked up his first and only field goal of the night with seven second left in the half, connecting on a 32-yard attempt.

The defense also got on the board at the 12:53 mark of the quarter as Josh Bynes tackled Ball State's Lewis in the end zone.

Ball State kicker Ian McGarvey gave the Cardinals their lone points of the quarter, connecting on a 33-yard field goal with 2:35 left in the first half to cut the lead to 30-10.

Auburn made good on its first possession of the second half, taking the opening kickoff and marching down the field to set up a 26-yard pass from Todd to Darvin Adams at the 11:39 mark of the third quarter.

Ball State answered on its next possession as quarterback Page kept the ball on a fake and ran 21 yards for the touchdown.

Auburn did not back down as Todd caught Mario Fanin with a pass in the flat that turned into a 36-yard touchdown reception.

The Cardinals put up 13 fourth-quarter points. Page found Fakes for a 1-yard touchdown pass while McGarvey connected on a pair of field goals.

Neil Caudle gave the Tigers their lone points of the quarter, breaking away for a 52-yard run for a touchdown.

Todd finished the night with 19 completions on 26 attempts for a career-high 287 yards and five touchdowns. Two of those touchdowns went to Zachery, who finished the night with 122 receiving yards on five catches. Adams followed with 73 on five receptions while Fannin was third on the team with 55 yards on three catches.

McCalebb led the Auburn rushing attack with 83 yards and a touchdown. Ben Tate finished second with 63 yards, but led the team in all-purpose yards with 139 after racking up 58 yards from kick returns.

Defensively for Auburn, the Tigers were led by Daren Bates' seven tackles. Josh Bynes, Neiko Thorpe, Craig Stevens and Harris Gaston each finished with six tackles on the night while Bates, Stevens, Dee Ford, Antonio Coleman and Mike Blanc combined for Auburn's five quarterback sacks.

With the win, Auburn improves to 3-0 all-time against Ball State and 7-0 all-time against teams from the Mid-American Conference.

SCORING SUMMARY						
West Virginia	.....21	0	9	0	—	30
Auburn	.....10	10	7	14	—	41

TEAM STATISTICS			
	WVU	AU	
First Downs	23	20	
Rushes-Yards	39-207	41-100	
Passing Yards	302	300	
Comp-Att-Int	24-41-5	17-33-1	
Total Plays-Yards	80-509	74-400	
Punts-Avg.	2-49.5	5-44.0	
Fumbles/Lost	1/1	1/0	
Penalties-Yards	4-45	5-37	
3rd Down Conv.	10-of-15	9-of-18	
Time of Possession	32:45	27:15	

INDIVIDUAL STATISTICS			
<b>RUSHING: (WVU)</b> - Devine 15-128 (3TD); Brown 19-66; Clarke 2-10; Sanders 2-5; Smith 1-minus 2. <b>(AU)</b> - Tate 19-75; McCalebb 8-20; Burns 7-10; Zachery 1-9; Fannin 1-0; Todd 5-minus 14.			
<b>PASSING: (WVU)</b> - Brown 18-32-4-221; Smith 5-8-1-50; Starks 1-1-0-31. <b>(AU)</b> - Todd 16-31-1-284; Burns 1-2-0-16.			
<b>RECEIVING: (WVU)</b> - Sanders 12-115 (TD); Arnett 4-61; Lyons 3-30; Starks 2-65; Devine 2-26; Austin 1-5. <b>(AU)</b> - D. Adams 6-80 (3TD); Smith 4-74; Trott 2-20; Fannin 1-82 (TD); Wisner 1-16; Zachery 1-15; Burns 1-8; Tate 1-5.			

SCORING SUMMARY						
Ball State	.....7	3	7	13	—	30
Auburn	.....7	26	14	7	—	54

TEAM STATISTICS			
	BSU	AU	
First Downs	19	21	
Rushes-Yards	44-146	34-254	
Passing Yards	114	306	
Comp-Att-Int	18-30-0	21-29-1	
Total Plays-Yards	74-260	63-560	
Punts-Avg.	4-41.2	2-43.5	
Fumbles/Lost	2/2	2/1	
Penalties-Yards	4-23	9-86	
3rd Down Conv.	5-of-15	4-of-10	
Time of Possession	35:56	24:04	

INDIVIDUAL STATISTICS			
<b>RUSHING: (BSU)</b> - Williams 11-59; Sykes 7-44; Lewis 15-44 (TD); Page 9-3 (TD); Justice 2-minus 4. <b>(AU)</b> - McCalebb 8-83 (TD); Tate 13-63; Caudle 1-52 (TD); Smith 7-47; Zachery 1-6; Todd 1-2; Burns 1-2; Hooper 2-minus 1.			
<b>PASSING: (BSU)</b> - Page 16-28-0-101; Justice 2-2-0-13. <b>(AU)</b> - Todd 19-26-0-287; Caudle 2-3-1-19.			
<b>RECEIVING: (BSU)</b> - Orsbon 7-35; Hill 3-20; Gibson 2-15; Fakes 2-14 (TD); Ifft 2-13; Lewis 1-19; Page 1-minus 2. <b>(AU)</b> - Zachery 5-122 (2TD); Adams 5-73 (TD); Fannin 3-55 (TD); Tate 3-18; Stallworth 2-21; Lutzenkirchen 1-14; Trott 1-6 (TD); McCalebb 1-minus 3.			

# 2009 Auburn Football Game Recaps

<b>GAME</b> <b>5</b>	<b>AUBURN</b>	<b>26</b>
	<b>TENNESSEE</b>	<b>22</b>
October 3, 2009		
Neyland Stadium (102,941) • Knoxville, Tenn.		

Wes Byrum connected on a career-high four field goals while the Auburn offense racked up more than 400 yards of offense for the fifth time this season as the Tigers (5-0, 2-0 SEC) pulled out the 26-22 win over Tennessee (2-3, 0-2 SEC) at Neyland Stadium in Knoxville, Tenn.

The game was Auburn's first road game of the season and extended its winning streak to five games over the Volunteers, surpassing the previous record of four-straight victories from 1961-64. The Tigers also pulled out the win in front of a crowd 102,941, the third-largest crowd Auburn has ever competed in front of.

Auburn scored twice in the first quarter with Byrum connecting on a pair of field goals. His first was a 29-yarder at the 5:01 mark in the quarter while the second was a 43-yarder at the 3:36 mark.

Ben Tate scored Auburn's first touchdown of the game at the 8:07 mark of the second quarter, breaking away on an 11-yard run to extend the Tiger lead. Byrum's kick put Auburn ahead 13-0.

Tennessee got on the board with 28 seconds remaining in the first half as Montario Hardesty rushed in for a yard, cutting the Auburn lead to 13-6. Auburn's Nick Fairley blocked the extra-point attempt by Tennessee's Daniel Lincoln, giving the Tigers their first blocked kick of the season.

The Tigers struck first in the second half with Byrum picking up his third field goal of the night, connecting on a 19-yard attempt with 9:34 left in the third quarter.

Auburn extended the lead to 23-6 at the 13:41 mark of the fourth quarter as Chris Todd connected with Terrell Zachary on an 11-yard touchdown reception. Byrum made good on the extra-point attempt following the touchdown.

Tennessee struck back at the 11:36 mark with a 31-yard pass from Jonathan Crompton to Hardesty. Lincoln connected on the extra-point attempt to close to the gap to 23-13.

But, Auburn and Byrum put the win away with a 22-yard field goal with 39 seconds left to play. The Volunteers marched up the field on the ensuing possession, culminating with a 32-yard pass from Crompton to Denarius Moore with no time left on the clock, but it was all for naught as Auburn held on for the 26-22 win.

Onterio McCalebb led Auburn with 204 all-purpose yards, tallying 51 rushing yards while leading the team with 62 receiving yards and 91 kick-return yards. Tate

SCORING SUMMARY		
Auburn	6	7 3 10 — 26
Tennessee	0	6 0 16 — 22

AU - Byrum 29 yd field goal, 5:01, 1st  
 AU - Byrum 43 yd field goal, 3:36, 1st  
 AU - Tate 11 yd run (Byrum kick), 8:07, 2nd  
 UT - Hardesty 1 yd run (Lincoln kick blocked), 0:28, 2nd  
 AU - Byrum 19 yd field goal, 9:34, 3rd  
 AU - Zachery 11 yd pass from Todd (Byrum kick), 13:41, 4th  
 UT - Hardesty 31 yd pass from Crompton (Lincoln kick), 11:36, 4th  
 UT - Lincoln 26 yd field goal, 4:19, 4th  
 AU - Byrum 22 yd field goal, 0:39, 4th  
 UT - Moore 32 yd pass from Crompton, 0:00, 4th

TEAM STATISTICS	AU	UT
First Downs	24	19
Rushes-Yards	48-224	29-151
Passing Yards	235	259
Comp-Att-Int	20-35-0	20-44-0
Total Plays-Yards	83-459	73-410
Punts-Avg.	6-42.5	8-41.8
Fumbles/Lost	2/0	1/1
Penalties-Yards	3-35	4-30
3rd Down Conv.	6-of-17	4-of-17
Time of Possession	34:46	25:14

**INDIVIDUAL STATISTICS**  
**RUSHING:** (AU) - Tate 25-128 (TD); McCalebb 13-51; Fannin 1-32; Burns 5-16; Stallworth 1-10; Todd 3-minus 13. (UT) - Hardesty 21-90 (2TD); Richardson 1-41; Brown 3-14; Crompton 4-6.  
**PASSING:** (AU) - Todd 19-32-0-218; Burns 1-3-0-17. (UT) - Crompton 20-43-0-259; TEAM 0-1-0-0.  
**RECEIVING:** (AU) - Fannin 6-25; McCalebb 3-62; Smith 3-45; Adams 2-29; Zachery 2-28 (TD); Tate 2-17; Wisner 1-16; Trott 1-13. (UT) - Jones 7-75; Hancock 4-35; Hardesty 3-56; Moore 3-44 (TD); Stocker 2-46; Brown 1-3.

finished the game with a team-high 128 rushing yards, marking the third time this year and eighth time in his career that he has rushed for more than 100 yards.

Todd completed 19-of-32 passes for 235 yards in the win, connecting on passes to eight different receivers. It marked Todd's fourth game this season with more than 200 passing yards.

Eric Smith finished with 45 receiving yards on three catches, trailing McCalebb's 62 yards on three receptions. Mario Fanin was the most popular target for the Tigers, catching six passes for 25 yards.

Defensively for Auburn, Craig Stevens led the team with 11 tackles, one of which came for loss, and a pass breakup. Josh Bynes was right behind him with nine tackles, two pass breakups and a fumble recovery, his second of the season. Daren Bates and Neiko Thorpe each recorded seven tackles in the win.

<b>GAME</b> <b>6</b>	<b>#17 AUBURN</b>	<b>23</b>
	<b>ARKANSAS</b>	<b>44</b>
October 10, 2009		
Reynolds Stadium (72,559) • Fayetteville, Ark.		

Ben Tate rushed for a career-high 184 yards and two touchdowns for No. 17 Auburn, but Arkansas defeated the Tigers 44-23 to hand Auburn its first loss of the season before 72,599 in Reynolds Razorback Stadium Saturday.

The 184 yards marked a new career high for Tate, breaking his previous mark of 157 set against Mississippi State earlier in the season. It was his ninth career 100-yard rushing game and fourth of the season.

Arkansas' Ryan Mallett threw for 274 yards and two touchdowns and ran for another while Michael Smith rushed for 145 yards and a touchdown to lead the Razorbacks.

After Arkansas opened the game with a 20-0 lead, junior Wes Byrum put Auburn on the board in the second quarter, posting the Tigers' only points of the half on a 37-yard field goal.

Tate scored on a 1-yard touchdown run to make it 34-10 with 5:14 to go in the third quarter after Auburn drove 67 yards in eight plays in 2:42. The Tigers then made Arkansas go three and out to set up a career-long 60-yard Tate touchdown run on the first play from scrimmage to draw Auburn to within 34-16 with 3:52 left in the third. It was Auburn's second touchdown in only 1:22. The Tigers' pass failed for the two point conversion.

Auburn's Mike Blanc made a big tackle for loss on fourth down from the Auburn 35 to end another Razorback drive.

On Auburn's first play, Kodi Burns handed the ball to Terrell Zachery on a reverse that gained 60 yards to the Arkansas six yard line. It was Auburn's second straight 60 yard rush of the game and set up Onterio McCalebb's 3-yard touchdown run. Byrum's point-after cut the Razorback lead to 11 - the smallest margin of the second half.

Arkansas would go on to score 10 points in the fourth quarter, extending its lead to 44-23 for the team's first SEC win of the season.

With the 23 points scored in the game, Auburn has now scored 230 points on the season, surpassing the 208 points scored in all of the 2008 season.

For the game, Arkansas outgained Auburn 495-375 while the Tigers had had three fumbles and the Razorbacks one interception. Arkansas had 28 first downs to Auburn's 15. Chris Todd completed 15-of-28 passes for 133 yards for the Tigers.

SCORING SUMMARY		
Auburn	0	3 20 0 — 23
Arkansas	6	21 7 10 — 44

ARK - Green 2 yd run (PAT failed), 8:02, 1st  
 ARK - Smith 25 yd run (Tejada kick), 11:49, 2nd  
 ARK - Childs 16 yd pass from Mallett (Tejada kick), 11:02, 2nd  
 AU - Byrum 37 yd field goal, 8:54, 2nd  
 ARK - Williams 5 yd pass from Mallett (Tejada kick), 1:08, 2nd  
 ARK - Mallett 4 yd run (Tejada kick), 7:56, 3rd  
 AU - Tate 1 yd run (Byrum kick), 5:14, 3rd  
 AU - Tate 60 yd run (Two-point conversion failed), 3:52, 3rd  
 AU - McCalebb 3 yd run (Byrum kick), 0:09, 3rd  
 ARK - Green 3 yd run (Tejada kick), 11:22, 4th  
 ARK - Tejada 23 yd field goal, 4:20, 4th

TEAM STATISTICS	AU	ARK
First Downs	15	28
Rushes-Yards	35-242	45-221
Passing Yards	133	274
Comp-Att-Int	15-29-0	24-37-1
Total Plays-Yards	64-375	82-495
Punts-Avg.	7-39.0	4-41.0
Fumbles/Lost	4/3	1/0
Penalties-Yards	8-56	5-45
3rd Down Conv.	4-of-14	5-of-13
Time of Possession	21:33	38:27

**INDIVIDUAL STATISTICS**  
**RUSHING:** (AU) - Tate 22-184 (2TD); Zachery 1-60; McCalebb 6-23 (TD); Burns 2-7; Todd 4-minus 32. (ARK) - Smith 18-145 (TD); Wingo 8-27; Davis 6-26; Mallett 5-11 (TD); Green 6-8 (TD); Stumon 2-4.  
**PASSING:** (AU) - Todd 15-28-0-133; Burns 0-1-0-0. (ARK) - Mallett 24-37-1-274.  
**RECEIVING:** (AU) - Adams 3-24; Trott 3-16; Tate 3-16; Zachery 2-25; Fannin 2-minus 1; Carr 1-32; Smith 1-21. (ARK) - Williams 6-57 (TD); Childs 5-85 (TD); Hamilton 3-42; Miller 3-32; Wright 3-31; Crawford 2-10; Smith 1-12; Fish 1-5.

Tate led Auburn with 184 rushing yards, followed by Zachery with 60 and McCalebb with 23. Mario Fanin led the team in return yardage, picking up 84 yards on four kickoff returns in the game.

Quindarius Carr led the Tiger receiving corps with 32 yards in his lone reception of the night. The catch set a new career long for Carr, surpassing his previous long reception of 28 yards. Zachery was second on the tea with 25 yards from two receptions while Darvin Adams was third with three receptions for 24 yards.

Defensively, Auburn was led by Craig Stevens with 12 tackles, followed by Neiko Thorpe with 11. Josh Bynes finished with eight tackles and a team-high two pass breakups in the game.

# 2009 Auburn Football Game Recaps

<b>GAME</b> <b>7</b>	<b>KENTUCKY</b>	<b>21</b>
	<b>AUBURN</b>	<b>14</b>
	October 17, 2009 Jordan-Hare Stadium (86,217) • Auburn, Ala.	

Ben Tate had his fifth 100-yard rushing game of the season for Auburn but Kentucky scored 14 fourth-quarter points as Auburn lost to the Wildcats, 21-14, at Jordan-Hare Stadium on Oct. 17.

Tate had 31 carries for 132 yards, his third straight game with more than 100 yards on the ground, but Kentucky's duo of Derrick Locke (19 carries, 126 yards) and Randall Cobb (12 carries, 109 yards) combined for 235 yards and one touchdown on the ground, helping Kentucky to its first win over Auburn since 1966.

Neiko Thorpe's 69-yard return of a blocked field goal gave Auburn a 7-0 lead midway through the first quarter. It was Auburn's first blocked field goal returned for a score since 1981 when Chris Martin returned one 77 yards against Georgia Tech.

Jake Ricks blocked the field goal for Auburn, giving the Tigers their second blocked kick of the season.

Kentucky (3-3, 1-3 SEC) tied the game at 7-7 with a six-play, two-and-a-half minute scoring drive early in the second quarter. Morgan Newton capped the drive with a four-yard touchdown run.

Tate's fourth touchdown in his last three games recaptured the lead for Auburn (5-2, 2-2 SEC) with just six seconds remaining in the first half, putting Auburn up 14-7. Tate, who now has 19 rushing touchdowns in his career, carried it six times on the 14-play, 48-yard drive to give him 38 yards on the ground at the half.

After neither team could put together a scoring drive in the third quarter, Kentucky tied the game at 14-14 with 6:29 left in the game as Will Fidler took a quarterback draw back up the middle for a two-yard touchdown run, capping a 12-play, 75-yard drive.

Cobb's touchdown run with 3:17 remaining put Kentucky ahead for good at 21-14. Cobb accounted for all of Kentucky's yards on the five-play, 68-yard drive, which included a 61-yard rush on second and six from the Kentucky 32.

Tate's became the first Auburn running back go for 100-plus yards in three consecutive games since Kenny Irons did it in 2005.

Kodi Burns finished second on the team in rushing with 38 yards on six carries, followed by Oterio McCalebb with 22 yards on seven carries.

Quarterback Chris Todd connected on 10 of 24 passes, including an interception in the game. Darvin Adams was his top target on the night, pulling in three passes for 57 yards. Terrell Zachery followed with four receptions for 24 yards.

Defensively for Auburn, Josh Bynes led the team with nine tackles, followed by Daren Bates with eight. Each accounted for six solo tackles in the game. Bynes also tallied a quarterback sack, his first of the season.

Zac Etheridge and Craig Stevens tallied seven tackles each in the game.

<b>GAME</b> <b>8</b>	<b>AUBURN</b>	<b>10</b>
	<b>#9 LSU</b>	<b>31</b>
	October 24, 2009 Tiger Stadium (92,654) • Baton Rouge, La.	

No. 9 LSU was too much for Auburn in Baton Rouge on Oct. 24 as they defeated the Tigers 31-10 before a crowd of 92,654 at noisy Tiger Stadium.

Three turnovers and penalties plagued Auburn in the first half, and while the offense struggled against what Head Coach Gene Chizik called "one of the best defenses in the country," Auburn fought to the end--scoring its only touchdown on the last play of the game.

Auburn's offense finished with a total of 193 yards--with 151 of them coming in the second half. Ben Tate again led Auburn with 67 yards on 18 carries, while Mario Fannin added 56 yards on just six carries.

LSU jumped out to a 7-0 lead midway through the first quarter when quarterback Jordan Jefferson found Terrance Toliver in the corner of the end zone on a 14-yard scoring strike.

The Bengal Tigers went ahead 14-0 late in the first quarter after an Auburn turnover deep in its own territory. LSU sacked Todd and forced a fumble at the Auburn 16. Jefferson scampered in from 15 yards out three plays later, stretching the LSU lead to 14-0 with 1:10 remaining in the quarter.

Trailing 14-0, Auburn had its back against the wall as LSU drove to the Auburn 2-yard line, but the Tiger defense came up with a big stop when Zac Etheridge slung Jefferson to the turf, forcing a fumble that Craig Stevens recovered in the end zone, giving Auburn the ball on its own 20 with 10:03 left in the half.

Auburn's final drive of the first half was set up when Antonio Coleman and Mike Blanc sacked Jefferson for a 10-yard loss back to the LSU 23, forcing a punt that set Auburn's offense up at midfield.

The Tigers moved into LSU territory but a sack for a big loss forced an Auburn punt. LSU's ensuing drive was blunted by another sack, as Coleman dropped Jefferson for a two-yard loss.

Auburn committed its third turnover of the half on the ensuing punt, though, when Philip Pierre-Louis fumbled the return. LSU took over at the Auburn 36 with 1:42 left in the second quarter. LSU drove to the Auburn 15 but had to settle for a 32-yard field goal by Josh Jasper to go ahead 17-0 with :09 remaining in the half.

LSU took advantage of a short field on the opening drive of the second half, going 45 yards in 4 plays to go ahead 24-0 on a 15-yard touchdown pass from Jefferson to Brandon LaFell less than two minutes into the third quarter.

Auburn responded with big runs by Ben Tate on a 53-yard, 9-play scoring drive deep into LSU territory. The Tigers settled for a 24-yard Wes Byrum field goal

to cut the lead to 24-3 at the 9:21 mark of the third quarter.

LSU responded as back-up quarterback Russell Shepard lined up in the backfield and ran off left guard for a 69-yard touchdown to put LSU ahead 31-3.

The Tigers fought to the end as back-up quarterback Neil Caudle led Auburn on an 8-play, 59-yard scoring drive. Caudle found freshman tight end Philip Lutzenkirchen on a 1-yard scoring toss with :03 remaining to make the score 31-10.

Auburn's defense was led by freshman linebacker Eltoro Freeman, who had 12 tackles, including a sack and 2 tackles-for-loss, in just his fourth career start. Neiko Thorpe was second on the team with eight tackles.

SCORING SUMMARY			
Auburn	0	3	7 — 10
LSU	14	3	14 0 — 31

LSU - Toliver 14 yd pass from Jefferson (Jasper kick), 8:21, 1st			
LSU - Jefferson 15 yd run (Jasper kick), 1:10, 1st			
LSU - Jasper 32 yd field goal, 0:09, 2nd			
LSU - LaFell 17 yd pass from Jefferson (Jasper kick), 13:41, 3rd			
AU - Byrum 24 yd field goal, 9:21, 3rd			
LSU - Shepard 69 yd run (Jasper kick), 1:09, 3rd			
AU - Lutzenkirchen 1 yd pass from Caudle, 0:03, 4th			

TEAM STATISTICS	AU	LSU
First Downs	15	22
Rushes-Yards	41-112	32-122
Passing Yards	81	254
Comp-Att-Int	11-20-1	22-34-0
Total Plays-Yards	61-193	66-376
Punts-Avg.	7-39.7	4-35.2
Fumbles/Lost	3/2	1/1
Penalties-Yards	7-64	9-49
3rd Down Conv.	4-of-13	6-of-15
Time of Possession	28:49	31:11

INDIVIDUAL STATISTICS	
<b>RUSHING:</b> (AU) - Tate 18-67; Fannin 6-56; Burns 6-17; McCalebb 3-3; Zachery 1-minus 7; Todd 7-minus 24. (LSU) - Shepard 6-71 (TD); Jefferson 12-26 (TD); Scott 10-20; Holliday 2-8; Williams 1-4; LaFell 1-minus 7	
<b>PASSING:</b> (AU) - Todd 8-14-1-47; Caudle 3-5-0-34; Burns 0-1-0-0. (LSU) - Jefferson 21-31-0-242; Lee 1-3-0-12.	
<b>RECEIVING:</b> (AU) - Smith 3-31; Lutzenkirchen 2-18 (TD); Tate 2-0; Blake 1-16; Trott 1-15; Zachery 1-1; Fannin 1-0. (LSU) - Toliver 9-86 (TD); LaFell 6-67 (TD); Holliday 2-32; Randle 1-31; Williams 1-20; Peterson 1-14; Mitchell 1-5; Scott 1-minus 1.	



# 2009 Auburn Football Game Recaps

<b>GAME</b> <b>9</b>	<b>#24 OLE MISS</b>	<b>20</b>
	<b>AUBURN</b>	<b>33</b>
October 31, 2009		
Jordan-Hare Stadium (84,756) • Auburn, Ala.		

Auburn used a 23-point third quarter to pull out a 33-20 upset win over No. 24 Ole Miss on Saturday afternoon at Jordan-Hare Stadium. Ben Tate led the Auburn offense with 144 yards rushing as Auburn became bowl eligible with its fifth come-from-behind victory this season.

Tate's 144 yards also pushed him past the 1,000-yard plateau for the season, marking the first time in his career to amass 1,000 yards in a season.

Ole Miss struck first in the game, putting together a 10-play, 94-yard drive in its first possession for a touchdown. Auburn answered with 8:06 left in the first quarter on a 36-yard Wes Byrum field goal.

The Tigers took the lead for good at the 5:23 mark in the second quarter as Chris Todd connected with Darvin Adams for a 28-yard touchdown pass. The touchdown pass was the 13th of the season for Todd while the reception was a team-leading sixth for Adams.

Auburn held a three-point advantage, 10-7, at the half before erupting for 21 straight points in a six minute span, needing just six offensive plays and a defensive score to take control of the game.

Kodi Burns' 14-yard pass to Tommy Trott capped a three-play, 61-yard drive while Tate's 53-yard touchdown run finished a three-play, 67-yard drive. Sandwiched between the two offensive scores was a Walter McFadden 29-yard interception returned for a touchdown on Ole Miss' lone offensive play in the sequence as Auburn went up 31-7 with 7:42 left in the third quarter.

Ole Miss answered Tate's scamper with an 82-yard kickoff return by Jesse Grandy to make it 31-14 and then after a defensive stand went 79 yards on a Dexter McCluster run down the sideline to make it 31-20. The snap on the extra point was fumbled and the kick was blocked allowing Auburn's Demond Washington to scoop it up and run it back in for a 33-20 Auburn lead.

Washington's return marked the first defensive two-point conversion for the Tigers since 1998 when Brad Ware returned a blocked kick for two points.

Auburn's 23-point third quarter alone was more points than Ole Miss had allowed in an entire game this season.

Todd finished the game 12-for-22 for 212 yards while Ole Miss quarterback Jevan Snead was 16-for-35 for 175 yards with a touchdown and two interceptions, both by McFadden. The two interceptions by McFadden mark the first time for a Tiger to tally multiple interceptions since Jonathan Wilhite against New Mexico State in 2007.

Tate finished the game with 144 yards rushing, his sixth 100-yard rushing game of the season and 11th of his career. Following Tate in rushing was Mario Fanin with 35 yards and Travante Stallworth with 22. Adams Terrell Zachery led the Auburn receiving corps with 83 yards on two receptions, followed by Adams with

68 yards on four catches. Fanin also picked up 35 yards on three receptions to finish the day with 70 all-purpose yards.

Defensively for the Tigers, Eltoro Freeman and Daren Bates tallied nine tackles each with Bates also picking up a fumble recovery. Craig Stevens had eight tackles, followed by Josh Bynes with six.

McFadden had five tackles along with his two interceptions while senior Antonio Coleman finished the day with five tackles, four going for a loss, two quarterback sacks, a forced fumble and four quarterback hurries.

The win was Auburn's first over a nationally-ranked team since a 23-20 victory over Clemson in the 2007 Chick-fil-A Bowl. It was also Auburn's first win over a nationally ranked SEC team since a 27-17 win over fourth-ranked Florida in 2007.

SCORING SUMMARY						
Ole Miss	.....7	0	13	0	—	20
Auburn	.....3	7	23	0	—	33

UM - Hartman 7 yd pass from Snead (Shene kick), 10:31, 1st
AU - Byrum 36 yd field goal, 8:06, 1st
AU - Adams 28 yd pass from Todd (Byrum kick), 11:37, 3rd
AU - McFadden 29 yd interception return (Byrum kick), 11:25, 3rd
AU - Tate 53 yd run (Byrum kick), 7:42, 3rd
UM - Grandy 82 yd kickoff return (Shene kick), 7:28, 3rd
UM - McCluster 79 yd run (Shene kick blocked), 6:04, 3rd
AU - Washington PAT return, 6:04, 3rd

TEAM STATISTICS	UM	AU
First Downs	19	18
Rushes-Yards	39-219	43-175
Passing Yards	175	226
Comp-Att-Int	16-35-2	13-24-0
Total Plays-Yards	74-394	67-401
Punts-Avg.	6-43.7	7-40.9
Fumbles/Lost	3/1	2/1
Penalties-Yards	6-54	6-43
3rd Down Conv.	3-of-15	5-of-15
Time of Possession	33:16	26:44

INDIVIDUAL STATISTICS	
<b>RUSHING:</b> (UM) - McCluster 22-186 (TD); Scott 3-15; Bolden 6-12; Grandy 2-4; Snead 6-2. (AU) - Tate 25-144 (TD); Fannin 6-35; Stallworth 2-22; Zachery 1-4; Burns 2-0; Team 2-minus 3; Todd 5-minus 27.	
<b>PASSING:</b> (UM) - Snead 16-35-2-175. (AU) - Todd 12-22-0-212; Burns 1-2-0-14.	
<b>RECEIVING:</b> (UM) - Hodge 7-105; Bolden 4-46; McCluster 4-17; Hartmann 1-7 (TD). (AU) - Adams 4-68 (TD); Fannin 3-35; Zachery 2-83; Smith 1-17; Trott 1-14 (TD); Burns 1-8; Tate 1-1.	

# The Players



**DARVIN ADAMS** #89  
WR

6-3 · 185 · So. · 1L  
Kennesaw, Ga. (Harrison)  
Education

**2009** — Ninth in SEC in receiving yards per game, 55.5 pg ... 10th in SEC in receptions per game, 3.5 pg ... Ranks 78th in NCAA in total receiving yards, 512 ... *Phil Steele's First-Team Midseason All-SEC* ... Had first career start in season opener vs. Louisiana Tech, catching four passes for 65 yards including first career TD grab ... TD came on 17-yard pass from Chris Todd ... Set career high with 116 receiving yards and five catches in victory over Mississippi State ... Accounted for 58 percent of total receiving yardage (116 of 199) vs. Mississippi State ... Became first AU player to have at least three TD receptions in a game in 20 years (Alexander Wright vs. Pacific, 1989) with performance vs. West Virginia ... Set career-high with six catches, three for TD's, for 80 yards vs. Mountaineers ... Against Ball State, finished with five catches for 73 yards including a 26-yard TD catch ... Caught a pair of passes for 29 yards in victory over Tennessee ... Has at least two catches in every game this season ... Made three catches for 24 yards against Arkansas ... Against Kentucky, had three grabs for 57 yards, including a long catch of 37 yards ... Played, but did not have a catch against LSU ... Against Ole Miss, caught a 28-yard TD pass to give Tigers a 10-7 second-quarter lead they would never relinquish in victory over Rebels ... Finished with team-high four catches vs. Ole Miss for 68 yards ... Has at least three catches in seven of nine games this season.

### ADAMS' CAREER RECEIVING STATS


YEAR	G/GS	NO	YDS	AVG	TD	LP/OPPONENT
2008	10/0	3	18	6.0	0	9/UT Martin
2009	9/6	32	512	16.0	6	37/Kentucky
<b>TOTALS</b>	<b>19/6</b>	<b>35</b>	<b>530</b>	<b>15.1</b>	<b>6</b>	<b>37/Kentucky</b>

### ADAMS' CAREER GAME HIGH STATS

	No.	Opponent	Date
Receptions	6	West Virginia	9/19/09
Rec. Yards	116	Mississippi State	9/12/09
Rec. TDs	3	West Virginia	9/19/09

### ADAMS' GAME-BY-GAME RECEIVING STATS

DATE	OPPONENT	REC	YDS	AVG	TD	TD REC
9/5/09	* LOUISIANA TECH	4	65	16.3	1	17
9/12/09	* MISSISSIPPI STATE	5	116	23.2	0	--
9/19/09	WEST VIRGINIA	6	80	13.3	3	16, 4, 17
9/26/09	* BALL STATE	5	73	14.6	1	26
10/3/09	at Tennessee	2	29	14.5	0	--
10/10/09	* at Arkansas	3	24	8.0	0	--
10/17/09	KENTUCKY	3	57	19.0	0	--
10/24/09	* at LSU	0	0	0.0	0	--
10/31/09	* OLE MISS	4	68	17.0	1	28
11/7/09	FURMAN					
11/14/09	at Georgia					
11/27/09	ALABAMA					



**DAREN BATES** #25  
DB

5-11 · 195 · Fr. · HS  
Olive Branch, Miss. (Olive Branch)  
Undecided

**2009** — Fifth on team with 51 tackles ... Started at safety in season opener vs. Louisiana Tech ... Recorded AU's only interception of the game, making a leaping grab at the AU 2-yard line to halt a Tech scoring threat ... Had three assisted tackles and two QB hurries in SEC opener vs. Mississippi State ... Totaled four solo tackles vs. West Virginia ... Led Tigers with seven tackles vs. Ball State ... Also registered half a sack (minus 12 yards) and 1.5 TFL's (minus 14 yards) vs. Ball State ... Tied career high with seven tackles against Tennessee ... Six of his seven stops vs. the Vols were solo ... Had six tackles, with five solo, against Arkansas ... Against Kentucky, Set season-high with eight tackles with six solo stops ... Had a QB hurry to go with four assisted tackles vs. LSU ... Against Ole Miss, tied for team lead with nine tackles ... Also recovered a fumble and broke up one pass vs. Rebels ... Has 41 tackles in last five games (Ball St., UT, ARK, UK, UM) with 27 of those solo.

### BATES' CAREER DEFENSIVE STATS

YEAR	G/GS	TT	UT	AT	TFL-YDS	QBS-YDS	FF/FR	PD	I/YDS
2009	9/9	51	32	19	1.5-14	0.5-12	0/1	3	1/0

### BATES' GAME-BY-GAME DEFENSIVE STATS

DATE	OPPONENT	TT	UT	AT	PD	INT-YDS
9/5/09	* LOUISIANA TECH	3	1	2	1	1-0
9/12/09	* MISSISSIPPI STATE	3	0	3	0	0-0
9/19/09	* WEST VIRGINIA	4	4	0	0	0-0
9/26/09	* BALL STATE	7	5	2	1	0-0
10/3/09	* at Tennessee	7	6	1	0	0-0
10/10/09	* at Arkansas	6	5	1	0	0-0
10/17/09	* KENTUCKY	8	6	2	0	0-0
10/24/09	* at LSU	4	0	4	0	0-0
10/31/09	* OLE MISS	9	5	4	1	0-0
11/7/09	FURMAN					
11/14/09	at Georgia					
11/27/09	ALABAMA					



**MIKE BERRY** #66  
OL

6-3 · 311 · Jr. · 2L  
Antioch, Tenn. (Brentwood Academy)  
Public Administration

**CAREER** — Has 15 career starts and appeared in 25 games.

**2009** — Started at guard in season opener vs. Louisiana Tech and helped Tigers roll up 301 yards rushing and did not allow a sack on 27 passing attempts ... Registered six knockdown blocks vs. Tech ... Against Mississippi State, did not allow a sack in 24 pass attempts ... Totaled 4.5 knockdown blocks vs. Mississippi State ... Played every snap vs. West Virginia and totaled three knockdown blocks ... Finished 2.5 knockdown blocks vs. Ball State ... Registered six knockdown blocks and did not allow a sack against Tennessee ... Against Arkansas, led offensive linemen with 10 knockdown blocks ... Had five knockdown blocks and helped Tigers rush for 220 yards vs. Kentucky ... Had one knockdown block vs. LSU ... Totaled 2.5 knockdown blocks vs. Ole Miss ... Has 40.5 knockdown blocks on the season and part of line that has allowed 12 sacks in 246 pass attempts.

# The Players



**MIKE** #93  
**BLANC** DL

6-4 · 288 · Jr. · 2L  
Pompano Beach, Fla. (Deerfield Beach)  
Public Administration


2009 — Recorded a sack (minus 5 yards) to go with two total tackles in season opener vs. Louisiana Tech ... Sack vs. Tech was first since Ole Miss game in 2008 ... Started at defensive tackle vs. Mississippi State and registered four tackles and a pair of QB hurries ... Forced a fumble, registered one sack (minus 4 yards) and had two solo tackles in win vs. West Virginia ... Forced fumble was first of career ... Against Ball State, had half a sack (minus 3 yards) ... Recorded a pair of pass break-ups (first of career) to go with one solo tackle vs. Tennessee ... Tied season high of four tackles, all solo, against Arkansas ... Also had 1.5 TFLs (minus 2 yards) with one pass break-up vs. Razorbacks ... Against Kentucky, racked up half a TFL (minus 1 yard) and four tackles ... Set career high with seven tackles vs. LSU ... Also had half a sack (minus 5 yards) and one TFL (minus 6 yards) vs. LSU ... Totaled four tackles with one QB hurry vs. Ole Miss ... Has a TFL in six of nine games this season.

## BLANC'S CAREER DEFENSIVE STATS

YEAR	G/GS	TT	UT	AT	TFL-YDS	QBS-YDS	FF/FR	PD	I/YDS
2007	12/0	6	3	3	0.0-0	0.0-0	0/0	0	0-0
2008	12/6	27	11	16	3.5-6	1.5-4	0/0	0	0-0
2009	8/7	29	11	18	5.5-21	3.0-13	1/0	3	0-0
<b>Totals</b>	<b>33/14</b>	<b>62</b>	<b>25</b>	<b>36</b>	<b>9.0-27</b>	<b>4.5-17</b>	<b>1/0</b>	<b>3</b>	<b>0-0</b>

## BLANC'S GAME-BY-GAME DEFENSIVE STATS

DATE	OPPONENT	TT	UT	AT	TFL-YDS	QBS-YDS
9/5/09	LOUISIANA TECH	2	1	1	1.0-5	1.0-5
9/12/09	* MISSISSIPPI STATE	4	1	3	0.0-0	0.0-0
9/19/09	* WEST VIRGINIA	2	2	0	1.0-4	1.0-4
9/26/09	* BALL STATE	1	0	1	0.5-3	0.5-3
10/3/09	* at Tennessee	1	1	0	0.0-0	0.0-0
10/10/09	* at Arkansas	4	4	0	1.5-2	0.0-0
10/17/09	* KENTUCKY	4	0	4	0.5-1	0.0-0
10/24/09	* at LSU	7	0	7	1.0-6	0.5-5
10/31/09	* OLE MISS	4	2	2	0.0-0	0.0-0
11/7/09	FURMAN					
11/14/09	at Georgia					
11/27/09	ALABAMA					



**KODI** #18  
**BURNS** WR

6-2 · 208 · Jr. · 2L  
Fort Smith, Ark. (Northside)  
Exercise Science

2009 — In multi-purpose role, rushed for 23 yards with a TD and was 0-for-1 passing in season opener vs. Louisiana Tech ... TD came on 1-yard run and gave AU a 10-7 lead ... Set career best with three rushing TDs and four total TDs in victory over Mississippi State ... All three rushing scores came from 1-yard out ... Also had a 13-yard TD pass ... Became first AU player to account for four TDs since 2003 when RB Carnell Williams rushed for six scores vs. Mississippi State ... All four rushing TDs have come from 1-yard out ... Rushed for 10 yards on seven carries and caught one pass for 8 yards vs. West Virginia ... Rushed one time for 2 yards against Ball State before leaving game with injury ... Hit 1-of-3 passes for 17 yards and rushed five times for 16 yards in victory over Tennessee ... Only pass completion vs. UT was to Terrell Zachery to set up AU field goal ... Held to 7 yards rushing on two carries and 0-for-1 on pass attempts vs. Arkansas ... Against Kentucky, started at WR and totaled 52 yards total offense ...

Rushed six times for 37 yards and completed only pass attempt for 15 yards vs. UK ... Rushed for 17 yards on six carries vs. LSU ... Returned to play vs. LSU after having two teeth broken in first quarter ... Against Ole Miss, threw a 14-yard TD pass to Tommy Trott to give Tigers 17-7 third-quarter lead ... Also caught one pass for 8 yards to give AU first down.

## BURNS' CAREER PASSING STATS

YEAR	G/GS	CMP	ATT	PCT	YDS	INT	TD	LP/OPPONENT
2007	9/1	10	26	38.5	145	1	2	58/New Mexico State
2008	10/7	94	179	52.5	1,050	7	2	52/Ole Miss
2009	9/4	5	12	41.7	75	0	2	15/Kentucky
<b>Totals</b>	<b>28/12</b>	<b>109</b>	<b>217</b>	<b>50.2</b>	<b>1,270</b>	<b>8</b>	<b>6</b>	<b>58/New Mexico State</b>

## BURNS' CAREER RUSHING STATS

YEAR	G/GS	NO	YDS	AVG	TD	LP/OPPONENT
2007	9/1	54	203	3.8	3	18/Mississippi State
2008	10/7	98	411	4.2	5	58/UT Martin
2009	9/4	46	146	3.2	4	11/La. Tech
<b>Totals</b>	<b>28/12</b>	<b>198</b>	<b>760</b>	<b>3.8</b>	<b>12</b>	<b>58/UT Martin</b>

## BURN'S CAREER GAME HIGH STATS

	No.	Opponent	Date
Completions	27	Ole Miss	11/1/08
Pass Attempts	43	Ole Miss	11/1/08
Pass Yards	319	Ole Miss	11/1/08
Pass TDs	1	5x (last vs. Ole Miss)	10/31/09
Interceptions	3	Ole Miss	11/1/08
Rush Attempts	22	Mississippi State	9/15/07
Rush Yards	158	UT Martin	11/8/08
Rush TDs	3	Mississippi State	9/12/09

## BURNS' GAME-BY-GAME TOTAL OFFENSE STATS

DATE	OPPONENT	REC - TDs	PASS - TDs	RUSH - TDs	TOTAL - TDs
9/5/09	LOUISIANA TECH	0	0	23 - 1	23 - 1
9/12/09	* MISSISSIPPI STATE	2 - 0	13 - 1	32 - 3	45 - 4
9/19/09	WEST VIRGINIA	8 - 0	16 - 0	10 - 0	34 - 0
9/26/09	BALL STATE	0 - 0	0 - 0	2 - 0	2 - 0
10/3/09	at Tennessee	0 - 0	17 - 0	16 - 0	33 - 0
10/10/09	* at Arkansas	0 - 0	0 - 0	7 - 0	7 - 0
10/17/09	* KENTUCKY	0 - 0	15 - 0	37 - 0	52 - 0
10/24/09	at LSU	0 - 0	0 - 0	17 - 0	17 - 0
10/31/09	* OLE MISS	8 - 0	14 - 1	2 - 0	24 - 1
11/7/09	FURMAN				
11/14/09	at Georgia				
11/27/09	ALABAMA				

## BURNS' GAME-BY-GAME RUSHING STATS

DATE	OPPONENT	ATT	YDS	Avg.	TD	TD Runs
9/5/09	LOUISIANA TECH	8	23	2.9	1	1
9/12/09	* MISSISSIPPI STATE	9	32	3.6	3	1, 1, 1
9/19/09	WEST VIRGINIA	7	10	1.4	0	--
9/26/09	BALL STATE	1	2	2.0	0	--
10/3/09	at Tennessee	5	16	3.2	0	--
10/10/09	* at Arkansas	2	7	3.5	0	--
10/17/09	* KENTUCKY	6	37	6.2	0	--
10/24/09	at LSU	6	17	2.8	0	--
10/31/09	* OLE MISS	2	2	1.0	0	--
11/7/09	FURMAN					
11/14/09	at Georgia					
11/27/09	ALABAMA					

# The Players

## BURNS' GAME-BY-GAME RECEIVING STATS

DATE	OPPONENT	REC	YDS	AVG	TD	TD REC
9/5/09	LOUISIANA TECH	0	0	0.0	0	--
9/12/09	* MISSISSIPPI STATE	1	2	2.0	0	--
9/19/09	WEST VIRGINIA	1	8	8.0	0	--
9/26/09	BALL STATE	0	0	0.0	0	--
10/3/09	at Tennessee	0	0	0.0	0	--
10/10/09	* at Arkansas	0	0	0.0	0	--
10/17/09	* KENTUCKY	0	0	0.0	0	--
10/24/09	at LSU	0	0	0.0	0	--
10/31/09	* OLE MISS	1	8	8.0	0	--
11/7/09	FURMAN					
11/14/09	at Georgia					
11/27/09	ALABAMA					



**WES** #18  
**BYRUM** K  
 6-2 · 209 · Jr. · 2L  
 Ft. Lauderdale, Fla. (St. Thomas Aquinas)  
 Business

**CAREER** — Has connected on two game-winning field goals, at Florida and at Arkansas, both in 2007 ... Has hit three field goals in a game six times.

**2009** — Named SEC Special Teams Player of the Week (10/5) ... Named Lou Groza Star of the Week (10/5) ... Third in SEC in scoring (kick) and fourth in SEC/34th in NCAA (overall), averaging 8.1 ppg ... T-Fifth in SEC/T-20th in NCAA in FG's made per game, .144 ... Phil Steele's Third-Team Midseason All-SEC ... Was 3-for-3 in FG attempts and 4-4 on PAT tries in season opener vs. Louisiana Tech ... Hit long FG of 49 yards vs. Tech, marking longest FG since hitting 52-yarder on 9/6/08 vs. Southern Miss ... Three FG's also tied career best for the fifth time ... Also kicked off four times for 64.8 average vs. Tech ... Did not attempt a FG vs. Mississippi State ... Hit both FG attempts vs. West Virginia, connecting from 46 and 42 yards out ... Connected on only FG attempt vs. Ball State, from 32 yards out ... Against Tennessee, accounted for 14 of team's 26 points hitting 4-of-5 FG attempts and a pair of PAT's ... The four FG's made and five attempts were both career highs ... Only miss came from 46 yards out and was first of season ... Hit only FG attempt of game, connecting from 37-yards out for AU's first score of the game vs. Arkansas ... Also kicked off one time for a touchback vs. Hogs ... Hit a 24-yard field goal and one PAT vs. LSU ... Against Ole Miss, connected on 36-yard field goal in first quarter and four PAT attempts.

## BYRUM'S CAREER KICKING STATS

YEAR	FG-A	Pct.	0-19	20-29	30-39	40-49	50+	PAT	Pts
2007	17-23	73.9	0-0	5-5	9-10	3-8	0-0	35-36	86
2008	11-19	57.9	2-2	2-3	3-6	3-7	1-1	22-23	55
2009	13-14	92.9	1-1	4-4	3-3	5-6	0-0	34-34	73
<b>Totals</b>	<b>41-56</b>	<b>73.2</b>	<b>3-3</b>	<b>11-12</b>	<b>15-19</b>	<b>11-21</b>	<b>1-1</b>	<b>89-91</b>	<b>210</b>

## BYRUM'S CAREER GAME HIGH STATS

	No.	Opponent	Date
FG Attempts	5	2x (last vs. Tennessee)	10/3/09
FGs Made	4	vs. Tennessee	10/3/09

## 2009 Field Goal Sequence (Made/Missed):

9/5/09	LOUISIANA TECH: 29, 49, 47
9/12/09	MISSISSIPPI STATE: --
9/19/09	WEST VIRGINIA: 46, 42
9/26/09	BALL STATE: 32
10/3/09	at Tennessee: 29, 43, 46, 19, 22
10/10/09	at Arkansas: 37
10/17/09	KENTUCKY: --
10/24/09	at LSU: 24
10/31/09	OLE MISS: 36
11/7/09	FURMAN
11/14/09	at Georgia
11/27/09	ALABAMA



**JOSH** #17  
**BYNES** LB  
 6-2 · 239 · Jr. · 2L  
 Lauderdale Lakes, Fla. (Boyd Anderson)  
 Human Development and Family Studies

**CAREER** — Has started 17 consecutive games dating back to last season.

**2009** — T-7th in SEC/T-75th in NCAA in tackles per game, 8.1 tpg ... T-145th in SEC in passes defended per game, 0.78 ... Second on team with 73 tackles ... Started at LB in season opener vs. Louisiana Tech and tied for team lead with eight total tackles ... Tied for team lead with eight tackles vs. Mississippi State ... Picked off QB Geno Smith with less than three minutes left to seal victory over West Virginia ... Finished with career-high 12 tackles vs. WVA, 10 coming on solo stops ... Against Ball State, registered first career fumble recovery, had 1.0 TFL (minus 3 yards) and had six tackles, five solo ... Forced a fumble, broke up two passes, had one QB hurry and finished with nine tackles in win over Tennessee ... Against Arkansas, broke up two passes and totaled eight tackles, with five solo stops ... Against Kentucky, led Tigers with nine tackles, six solo, and first career sack (minus 7 yards) ... Registered a TFL (minus 2 yards) and seven tackles vs. LSU ... Against Ole Miss, broke up one pass and totaled six tackles, four solo ... In SEC games, is averaging 7.8 tackles per game (41 in four games).

## BYNES' CAREER DEFENSIVE STATS

YEAR	G/GS	TT	UT	AT	TFL-YDS	QBS-YDS	FF/FR	PD	I/YDS
2007	4/0	10	8	2	2.0-4	0.0-0	1/0	0	0-0
2008	12/8	53	24	29	3.0-7	0.0-0	0/0	4	3-33
2009	9/9	73	45	28	3.0-12	1.0-7	0/1	7	1-5
<b>Totals</b>	<b>25/17</b>	<b>136</b>	<b>77</b>	<b>59</b>	<b>8.0-23</b>	<b>1.0-7</b>	<b>1/1</b>	<b>11</b>	<b>4-38</b>


## BYNES' CAREER GAME HIGH STATS

	No.	Opponent	Date
Tackles	12	West Virginia	9/19/09
Tackles for loss	2.0	Arkansas	10/11/08
Sacks	1.0	Kentucky	10/17/09

## BYNES' GAME-BY-GAME DEFENSIVE STATS

DATE	OPPONENT	TT	UT	AT	TFL-YDS	QBS-YDS
9/5/09	* LOUISIANA TECH	8	5	3	0.0-0	0.0-0
9/12/09	* MISSISSIPPI STATE	8	2	6	0.0-0	0.0-0
9/19/09	* WEST VIRGINIA	12	10	2	0.0-0	0.0-0
9/26/09	* BALL STATE	6	5	1	1.0-3	0.0-0
10/3/09	* at Tennessee	9	5	4	0.0-0	0.0-0
10/10/09	* at Arkansas	8	5	3	0.0-0	0.0-0
10/17/09	* KENTUCKY	9	6	3	1.0-7	1.0-7
10/24/09	* at LSU	7	3	4	1.0-2	0.0-0
10/31/09	* OLE MISS	6	4	2	0.0-0	0.0-0
11/7/09	FURMAN					
11/14/09	at Georgia					
11/27/09	ALABAMA					

# The Players



**ANTOINE** #45

**CARTER** DE

6-4 · 263 · Jr. · 2L  
Ft. Lauderdale, Fla. (Dillard)  
Liberal Arts

2009 — Missed first three games of season due to injury ... Returned to play against Ball State ... Had three tackles, two solo, vs. Ball State ... Against Tennessee, only tackle of game was a TFL (minus 3 yards) ... Notched first sack of season (minus 8 yards) for only tackle vs. Arkansas ... Against Kentucky, earned first start of season and had career-high five tackles with a pair of QB hurries ... Had four tackles, three solo, with one TFL (minus 7 yards) vs. LSU ... Registered half a sack and two total tackles vs. Ole Miss ... Has at least half a TFL in four of six games played.

### CARTER'S CAREER DEFENSIVE STATS

YEAR	G/GS	TT	UT	AT	TFL-YDS	QBS-YDS	FF/FR	PD	I/YDS
2007	13/0	16	8	8	4.0-23	1.5-16	0/0	1	0/0
2008	10/1	16	11	5	6.5-32	2.5-19	0/0	0	0/0
2009	6/3	16	9	7	3.5-24	1.5-14	0/0	0	0/0
<b>Totals</b>	<b>29/4</b>	<b>48</b>	<b>28</b>	<b>20</b>	<b>14.0-79</b>	<b>5.5-49</b>	<b>0/0</b>	<b>1</b>	<b>0/0</b>

### CARTER'S CAREER GAME HIGH STATS

	No.	Opponent	Date
Tackles	5	Kentucky	10/17/09
Tackles for loss	3.0	UT Martin	11/8/08
Sacks	1.0	4x (last vs. Arkansas)	10/10/09

### CARTER'S GAME-BY-GAME DEFENSIVE STATS

DATE	OPPONENT	TT	UT	AT	TFL-YDS	QBS-YDS
9/5/09	LOUISIANA TECH				DID NOT PLAY	
9/12/09	MISSISSIPPI STATE				DID NOT PLAY	
9/19/09	WEST VIRGINIA				DID NOT PLAY	
9/26/09	BALL STATE	3	2	1	0.0-0	0.0-0
10/3/09	at Tennessee	1	1	0	1.0-3	0.0-0
10/10/09	at Arkansas	1	1	0	1.0-8	1.0-8
10/17/09	* KENTUCKY	5	1	4	0.0-0	0.0-0
10/24/09	* at LSU	4	3	1	1.0-7	0.0-0
10/31/09	* OLE MISS	2	1	1	0.5-6	0.5-6
11/7/09	FURMAN					
11/14/09	at Georgia					
11/27/09	ALABAMA					



**NEIL** #19

**CAUDLE** QB

6-3 · 200 · Jr. · SQ  
Hoover, Ala. (Spain Park)  
Building Science

2009 — Saw limited play in season opener vs. Louisiana Tech ... Had a pair of pass attempts wiped out by penalty vs. Mississippi State in limited action ... Against Ball State, hit 2-of-3 passes for 19 yards and scored on a 52-yard run in fourth quarter ... Threw first-career TD pass, a 1-yarder to Philip Lutzenkirchen, vs. LSU ... Hit 3-of-5 passes for 34 yards overall vs. LSU with a career-long completion of 17 yards, also to Lutzenkirchen.

### CAUDLE'S CAREER PASSING STATS

YEAR	G/GS	CMP	ATT	PCT	YDS	INT	TD	LP/OPPONENT
2007	1/0	0	3	.000	—	1	—	—
2008	2/0	4	5	80.0	32	0	—	16/UT Martin
2009	4/0	5	8	62.5	53	1	1	17/LSU
<b>Totals</b>	<b>7/0</b>	<b>9</b>	<b>16</b>	<b>56.3</b>	<b>85</b>	<b>2</b>	<b>1</b>	<b>17/LSU</b>

### CAUDLE'S GAME-BY-GAME PASSING STATS

DATE	OPPONENT	CMP	ATT	YDS	INT	TD	TD Pass
9/5/09	LOUISIANA TECH	0	0	0	0	0	—
9/12/09	MISSISSIPPI STATE	0	0	0	0	0	—
9/19/09	WEST VIRGINIA						
9/26/09	BALL STATE	2	3	19	1	0	—
10/3/09	at Tennessee						
10/10/09	at Arkansas						
10/17/09	KENTUCKY						
10/24/09	at LSU	3	5	34	0	1	1
10/31/09	OLE MISS						
11/7/09	FURMAN						
11/14/09	at Georgia						
11/27/09	ALABAMA						



**ZACH** #98

**CLAYTON** DL

6-3 · 281 · Jr. · 2L  
Opelika, Ala. (Opelika)  
Finance

2009 — Did not play in season opener vs. Louisiana Tech ... Recorded three tackles in first game of season vs. Mississippi State ... Had one solo tackle vs. West Virginia ... Against Ball State, had one TFL (minus 5 yards) to go with two total tackles ... Missed three games due to injury ... Returned vs. LSU, but saw limited action before leaving game in first half with injury ... Missed Ole Miss game with injury.

### CLAYTON'S CAREER DEFENSIVE STATS

YEAR	G/GS	TT	UT	AT	TFL-YDS	QBS-YDS	FF/FR	PD	I/YDS
2007	10/0	8	4	4	0.5-2	0.0-0	0/0	0	0-0
2008	11/1	22	16	6	7.5-40	4.5-35	0/0	0	0-0
2009	4/0	6	3	3	1.0-5	0.0-0	0/0	0	0-0
<b>Totals</b>	<b>25/1</b>	<b>36</b>	<b>23</b>	<b>13</b>	<b>9.0-47</b>	<b>4.5-35</b>	<b>0/0</b>	<b>0</b>	<b>0/0</b>

### CLAYTON'S GAME-BY-GAME DEFENSIVE STATS

DATE	OPPONENT	TT	UT	AT	TFL-YDS	QBS-YDS
9/5/09	LOUISIANA TECH				DID NOT PLAY	
9/12/09	MISSISSIPPI STATE	3	1	2	0.0-0	0.0-0
9/19/09	WEST VIRGINIA	1	1	0	0.0-0	0.0-0
9/26/09	BALL STATE	2	1	1	1.0-5	0.0-0
10/3/09	at Tennessee				DID NOT PLAY	
10/10/09	at Arkansas				DID NOT PLAY	
10/17/09	KENTUCKY				DID NOT PLAY	
10/24/09	at LSU	0	0	0	0.0-0	0.0-0
10/31/09	OLE MISS				DID NOT PLAY	
11/7/09	FURMAN					
11/14/09	at Georgia					
11/27/09	ALABAMA					

# The Players



**ANTONIO  
COLEMAN** #52  
**DE**

6-3 · 261 · Sr. · 3L  
Mobile, Ala. (Williamson)  
Graduate




**JARED  
COOPER** #79  
**OL**

6-4 · 3295 · So. · SQ  
Brewton, Ala. (W.S. Neal)  
History in Education

**CAREER** — Has started 20 of the last 20 games played (missed UT Martin game in '08 due to injury) ... Has two touchdown returns, one fumble (vs. Kansas State 9/1/07) and one interception (vs. Miss. State 9/12/09) ... Fifth in career sacks with with 20.0 ... Needs 1.0 sack to tie Tracy Rucker (1985-88) and Craig Ogletree (1986-89) with 21.0

**2009** — Named to Rotary Lombardi Defensive Lineman Award watch list, Chuck Bednarik Defensive Player of the Year Award watch list, Ted Hendricks Defensive End of the Year watch list and Lowe's Senior CLASS Award watch list ... Third in SEC/60th in NCAA in sacks, 5.5 ... Leads SEC/41st in NCAA in TFLs, 11.0 ... Phil Steele's Third-Team Midseason All-America and First-Team Midseason All-SEC ... SEC Defensive Lineman of the Week (11/2) ... Recorded 2.5 TFLs with 1.0 sack and seven total tackles in season opener vs. Louisiana Tech ... Against Mississippi State, scored on 20-yard INT return to give AU a 14-0 lead ... INT was first of career ... Also had three tackles vs. Mississippi State ... Finished with 1.0 sack (minus 2 yards), 1.5 TFLs (minus 5 yards), one recovered fumble and one QB hurry to go with six total tackles vs. West Virginia ... Against Ball State, had half a sack (minus 3 yards), one pass break-up, one QB hurry to go with three total tackles ... Did not record a tackle vs. UT, snapping streak of 18 consecutive games with at least one tackle ... Against Kentucky, broke up a pass, had half a TFL and five total stops ... Against LSU, registered 2.0 TFLs (minus 7 yards), 1.0 sacks (minus 6 yards) and six total tackles ... Tied career-high with 2.0 sacks (minus 11 yards) and 4.0 TFLs (minus 15 yards) vs. Ole Miss ... Also blocked PAT attempt, forced a fumble, broke up one pass and recorded four QB hurries vs. Rebels.

**2009** — Has seen playing time in every game on special teams.



**CLAYTON  
CROFOOT** #96  
**DS**

6-6 · 191 · Sr. · 1L  
Orlando, Fla. (The First Academy)  
Supply Chain Management-Business

**CAREER** — Awarded scholarship by coaching staff.

**2009** — Holder on all field goal and PAT's.



**CLINTON  
DURST** #97  
**P**

6-1 · 191 · Sr. · 1L  
Destin, Fla. (Ft. Walton Beach)  
Marketing-Business

**CAREER** — Awarded scholarship by coaching staff during 2009 fall camp.

**2009** — Eighth in SEC/68th in NCAA in punting, 40.1 ypp ... Phil Steele's Third-Team Midseason All-SEC ... Averaged 41.0 yards on two punts in season opener vs. Louisiana Tech ... Put one punt inside the 20-yard line vs. Tech ... Against Mississippi State, punted four times for 36.0 yard average and put two punts inside 20-yard line ... Averaged 44.0 yards on five punts vs. West Virginia with a long of 50 yards ... Against Ball State, punted twice for 43.5 ypp average ... Averaged 43.6 ypp on five attempts vs. Tennessee ... Pinned two punts inside 20-yard line vs. UT ... Had season long punt of 52 yards vs. UT ... Against Arkansas, averaged 39.0 yards on seven punts with a long of 52 yards ... Punted seven times against Kentucky for a 35.7 average, including a season-long punt of 54 yards ... Put one punt inside the 20-yard line vs. UK ... Against LSU, punted seven times for a 39.7 yard average ... Equaled career-best with 58-yard punt vs. LSU and pinned three punts inside the 20-yard line ... Against Ole Miss, pinned two punts inside the 20-yard line and averaged 42.0 yards on six punts ... Had long punt of 55 yards vs. Rebels ... Has at least one punt of 50 yards or more in seven consecutive games.

## COLEMAN'S CAREER DEFENSIVE STATS

YEAR	G/GS	TT	UT	AT	TFL-YDS	QBS-YDS	FF/FR	PD	I/YDS
2006	13/0	18	14	4	1.0-3	0.0-0	0/0	0	0/0
2007	13/8	38	29	9	18.5-84	8.5-54	1/1	3	0/0
2008	11/11	46	29	17	10.5-43	1.0-33	1/0	1	0/0
2009	9/9	35	15	20	11.0-40	5.5-29	1/1	4	1/20
<b>Totals</b>	<b>46/28</b>	<b>137</b>	<b>87</b>	<b>50</b>	<b>41.0-170</b>	<b>20.0-116</b>	<b>3/2</b>	<b>8</b>	<b>1/20</b>

## COLEMAN'S CAREER GAME HIGH STATS

	No.	Opponent	Date
Tackles	8	Georgia	11/10/07
Tackles for loss	4.0	2x (last vs. Ole Miss)	10/31/09
Sacks	2.0	2x (last vs. Ole Miss)	10/31/09

## COLEMAN'S GAME-BY-GAME DEFENSIVE STATS

DATE	OPPONENT	TT	UT	AT	TFL-YDS	QBS-YDS
9/5/09	* LOUISIANA TECH	7	4	3	2.5-10	1.0-7
9/12/09	* MISSISSIPPI STATE	3	0	3	0.0-0	0.0-0
9/19/09	* WEST VIRGINIA	6	3	3	1.5-5	1.0-2
9/26/09	* BALL STATE	3	1	2	0.5-3	0.5-3
10/3/09	* at Tennessee	0	0	0	0.0-0	0.0-0
10/10/09	* at Arkansas	0	0	0	0.0-0	0.0-0
10/17/09	* KENTUCKY	5	2	3	0.5-0	0.0-0
10/24/09	* at LSU	6	1	5	2.0-7	1.0-6
10/31/09	* OLE MISS	5	4	1	4.0-15	2.0-11
11/7/09	FURMAN					
11/14/09	at Georgia					
11/27/09	ALABAMA					

## DURST'S CAREER PUNTING STATS

YEAR	G	NO	YDS	AVG	IN20	LP/OPPONENT
2008	11	70	2947	42.1	18	58/Louisiana-Monroe
2009	9	45	1804	40.0	12	58/LSU
<b>Totals</b>	<b>20</b>	<b>115</b>	<b>4751</b>	<b>41.3</b>	<b>30</b>	<b>58/LSU</b>

## DURST'S CAREER GAME HIGH STATS

	No.	Opponent	Date
Punts	9	3x (last at Alabama)	11/29/08
IN 20	4	Louisiana-Monroe	8/30/08

# The Players

## DURST'S GAME-BY-GAME PUNTING STATS

DATE	OPPONENT	NO	YDS	AVG	IN20	Long
9/5/09	LOUISIANA TECH	2	82	41.0	1	47
9/12/09	MISSISSIPPI STATE	4	144	36.0	2	45
9/19/09	WEST VIRGINIA	5	220	44.0	1	50
9/26/09	BALL STATE	2	87	43.5	0	50
10/3/09	at Tennessee	5	218	43.6	2	52
10/10/09	at Arkansas	7	273	39.0	0	52
10/17/09	KENTUCKY	7	250	35.7	1	54
10/24/09	at LSU	7	278	39.7	3	58
10/31/09	OLE MISS	6	252	42.0	2	55
11/7/09	FURMAN					
11/14/09	at Georgia					
11/27/09	ALABAMA					



**BART EDDINS** #53 OL  
 6-4 · 297 · Jr. · 2L  
 Montgomery, Ala. (Trinity Presbyterian)  
 Agriculture Economics

**2009** — Saw playing time in season opener vs. Louisiana Tech and SEC opener vs. Mississippi State ... Had one knockdown block vs. Mississippi State ... Totaled two knockdown blocks vs. Ball State ... In first career start, totaled a team-high eight knockdown blocks against Tennessee ... Is part of line that has allowed 12 sacks in 246 pass attempts this season.



**ZAC ETHERIDGE** #4 SS  
 6-0 · 212 · Jr. · 2L  
 Troy, Ala. (Charles Henderson)  
 Public Administration

**CAREER** — Has started 33 consecutive games.

**2009** — 35th in SEC in Tackles Per Game, 5.8 tpg ... Tied for team lead with eight tackles in season opener vs. Louisiana Tech ... Six tackles were solo ... Also had one QBH and half a TFL (minus 2 yards) ... Tied for team lead with eight tackles, six solo, vs. Mississippi State ... Recorded 1.0 TFL for minus 7 yards to go with three total tackles vs. West Virginia ... Against Ball State, forced and recovered fumble to go with three total tackles ... Tallied six tackles, with five solo stops, in win over Tennessee ... Broke up one pass and registered seven tackles, all solo, vs. Arkansas ... Against Kentucky, totaled seven tackles, five solo, with career-best 1.5 TFLs ... Against LSU, forced one fumble, had half a TFL (minus 1 yard) and totaled seven tackles ... Totaled three tackles vs. Ole Miss before leaving with injury ... Of 52 total tackles this season, 36 have been solo.

## ETHERIDGE'S CAREER DEFENSIVE STATS

YEAR	G/GS	TT	UT	AT	TFL-YDS	QBS-YDS	FF/FR	PD	INT-YDS
2006	3/0	0	0	0	0.0-0	0.0-0	0/0	0	0-0
2007	12/12	65	39	26	1.5-7	0.5-6	2/1	5	0-0
2008	12/12	74	38	36	1.5-6	0.0-0	0/0	3	1-0
2009	9/9	52	36	16	3.5-11	0.0-0	2/1	1	0-0
<b>Totals</b>	<b>36/33</b>	<b>192</b>	<b>113</b>	<b>78</b>	<b>6.5-24</b>	<b>0.5-6</b>	<b>4/2</b>	<b>9</b>	<b>1-0</b>

## ETHERIDGE'S CAREER GAME HIGH STATS

	No.	Opponent	Date
Tackles	11	vs. Alabama	11/29/08
Interceptions	1	vs. Southern Miss	9/06/08

## ETHERIDGE'S GAME-BY-GAME DEFENSIVE STATS

DATE	OPPONENT	TT	UT	AT	PD	INT-YDS
9/5/09	* LOUISIANA TECH	8	6	2	0	0-0
9/12/09	* MISSISSIPPI STATE	8	6	2	0	0-0
9/19/09	* WEST VIRGINIA	3	1	2	0	0-0
9/26/09	* BALL STATE	3	1	2	0	0-0
10/3/09	* at Tennessee	6	5	1	0	0-0
10/10/09	* at Arkansas	7	7	0	1	0-0
10/17/09	* KENTUCKY	7	5	2	0	0-0
10/24/09	* at LSU	7	3	4	0	0-0
10/31/09	* OLE MISS	3	1	2	0	0-0
11/7/09	FURMAN					
11/14/09	at Georgia					
11/27/09	ALABAMA					



**JONATHAN EVANS** #35 LB  
 5-11 · 207 · Fr. · HS  
 Prichard, Ala. (Mattie T. Blount)  
 Undecided

**2009** — Recorded one assisted tackle in first collegiate action vs. Louisiana Tech ... Also had one tackle in SEC opener vs. Mississippi State ... Against Ball State, totaled two solo tackles ... Had a pair of solo stops in win over Tennessee ... Totaled two tackles, both solo, against Arkansas ... Had one tackle vs. Kentucky and against LSU ... Recorded one solo tackle vs. Ole Miss.


## EVANS' CAREER DEFENSIVE STATS

YEAR	G/GS	TT	UT	AT	TFL-YDS	QBS-YDS	FF/FR	PD	I/YDS
2009	9/0	11	7	4	0.0-0	0.0-0	0/0	0	0/0

## EVANS' GAME-BY-GAME DEFENSIVE STATS

DATE	OPPONENT	TT	UT	AT	TFL-YDS	QBS-YDS
9/5/09	LOUISIANA TECH	1	0	1	0.0-0	0.0-0
9/12/09	MISSISSIPPI STATE	1	0	1	0.0-0	0.0-0
9/19/09	WEST VIRGINIA	0	0	0	0.0-0	0.0-0
9/26/09	BALL STATE	2	2	0	0.0-0	0.0-0
10/3/09	at Tennessee	2	2	0	0.0-0	0.0-0
10/10/09	at Arkansas	2	2	0	0.0-0	0.0-0
10/17/09	KENTUCKY	1	0	1	0.0-0	0.0-0
10/24/09	at LSU	1	0	1	0.0-0	0.0-0
10/31/09	OLE MISS	1	1	0	0.0-0	0.0-0
11/7/09	FURMAN					
11/14/09	at Georgia					
11/27/09	ALABAMA					

# The Players



**MARIO** #27

**FANNIN** RB

5-11 · 225 · Jr. · 2L  
Hampton, Ga. (Lovejoy)  
Undecided

2009 — Started and set career highs in receptions, eight, and receiving yards, 82, in season opener vs. Louisiana Tech ... Led team in receiving yards and catches vs. Tech ... Rushed for 75 yards on nine carries in SEC opener vs. Mississippi State ... Scored on 82-yard TD catch vs. West Virginia ... The 82-yard catch was longest offensive play of career and tied game at 27-27 in third quarter ... Against Ball State, hauled in three passes for 55 yards including 36-yard TD catch in third quarter ... Led Tigers with six receptions against Tennessee ... Totaled 25 yards receiving vs. Vols ... Also had one 32-yard rushing vs. UT ... Had two catches against Arkansas ... Against Kentucky, caught two passes for 9 yards ... Second on team with 56 yards rushing vs. LSU ... Against Ole Miss, rushed six times for 35 yards and caught three passes for 35 yards ... Has caught a pass in 11 consecutive games dating back to last season ... Current streak began vs. UGA (11/15/08).

## FANNIN'S CAREER RUSHING STATS

YEAR	G/GS	NO	YDS	AVG	TD	LP/OPPONENT
2006	3/0	0	0	0.0	0	--
2007	13/2	84	448	5.3	5	67/New Mexico State
2008	12/3	54	238	4.4	1	35/Georgia
2009	9/5	25	195	7.5	0	32/Tennessee
<b>Totals</b>	<b>37/10</b>	<b>163</b>	<b>883</b>	<b>5.4</b>	<b>6</b>	<b>67/New Mexico State</b>

## FANNIN'S CAREER KOR STATS

YEAR	G	NO	YDS	AVG	TD	LP/OPPONENT
2006	3/0	0	0	0.0	0	--
2007	13/2	19	399	21.0	0	40/Mississippi State
2008	12/3	11	248	22.5	0	69/West Virginia
2009	9/5	11	228	20.7	0	33/Ball State
<b>Totals</b>	<b>37/10</b>	<b>41</b>	<b>875</b>	<b>21.3</b>	<b>0</b>	<b>69/West Virginia</b>

## FANNIN'S CAREER RECEIVING STATS

YEAR	G/GS	NO	YDS	AVG	TD	LP/OPPONENT
2006	3/0	0	0	0.0	0	--
2007	13/2	18	176	9.8	2	22/Clemson
2008	12/3	20	223	11.2	2	52/Georgia
2009	9/5	27	290	10.7	2	82/West Virginia
<b>Totals</b>	<b>37/10</b>	<b>65</b>	<b>689</b>	<b>10.6</b>	<b>6</b>	<b>82/West Virginia</b>

## FANNIN'S CAREER GAME HIGH STATS

	No.	Opponent	Date
Rush Attempts	15	New Mexico State	9/22/07
Rush Yards	103	New Mexico State	9/22/07
Rush TDs	3	New Mexico State	9/22/07
Receptions	8	Louisiana Tech	9/5/09
Rec. Yards	82	2x (last vs. West Virginia)	9/19/09
Kickoff Returns	5	Mississippi State	9/15/07
Kick Ret. Yds.	110	Mississippi State	9/15/07

## FANNIN'S GAME-BY-GAME TOTAL OFFENSE STATS

DATE	OPPONENT	REC - TDs	PASS - TDs	RUSH - TDs	TOTAL - TDs
9/5/09	* LOUISIANA TECH	82 - 0	0 - 0	0 - 0	82 - 0
9/12/09	MISSISSIPPI STATE	3 - 0	0 - 0	75 - 0	78 - 0
9/19/09	WEST VIRGINIA	82 - 1	0 - 0	0 - 0	82 - 1
9/26/09	* BALL STATE	55 - 1	0 - 0	0 - 0	55 - 1
10/3/09	* at Tennessee	25 - 0	0 - 0	32 - 0	57 - 0
10/10/09	at Arkansas	-1 - 0	0 - 0	0 - 0	-1 - 0
10/17/09	KENTUCKY	9 - 0	0 - 0	-1 - 0	8 - 0
10/24/09	* at LSU	0 - 0	0 - 0	56 - 0	56 - 0
10/31/09	* OLE MISS	35 - 0	0 - 0	35 - 0	70 - 0
11/7/09	FURMAN				
11/14/09	at Georgia				
11/27/09	ALABAMA				

## FANNIN'S GAME-BY-GAME RECEIVING STATS

DATE	OPPONENT	REC	YDS	AVG	TD	TD REC
9/5/09	* LOUISIANA TECH	8	82	10.3	0	--
9/12/09	MISSISSIPPI STATE	1	3	3.0	0	--
9/19/09	WEST VIRGINIA	1	82	82.0	1	82
9/26/09	* BALL STATE	3	55	18.3	1	36
10/3/09	* at Tennessee	6	25	4.2	0	--
10/10/09	at Arkansas	2	-1	-0.5	0	--
10/17/09	KENTUCKY	2	9	4.5	0	--
10/24/09	* at LSU	1	0	0.0	0	--
10/31/09	* OLE MISS	3	35	11.7	0	--
11/7/09	FURMAN					
11/14/09	at Georgia					
11/27/09	ALABAMA					



**NICK** #90

**FAIRLEY** DL

6-5 · 293 · So. · JC  
Mobile, Ala. (Copiah-Lincoln CC)  
Undecided

2009 — Started first career game in season opener vs. Louisiana Tech ... Recorded five tackles with half a TFL, one fumble recovery and two QBH ... Had half a TFL (minus 3 yards), two QB hurries and three total tackles vs. West Virginia ... Recorded one tackle vs. Ball State ... Recorded first blocked PAT of career in win over Tennessee ... Block came on UT's first score near the end of the first half and gave Auburn a 13-6 edge ... Posted three tackles, with one solo, vs. Arkansas ... Registered a TFL (minus 2 yards) as only tackle vs. Kentucky ... Had one tackle vs. LSU ... Picked up one assisted tackle vs. Ole Miss.

## FAIRLEY'S CAREER DEFENSIVE STATS

YEAR	G/GS	TT	UT	AT	TFL-YDS	QBS-YDS	FF/FR	PD	I/YDS
2009	9/1	16	6	10	2.0-5	0.0-0	0/1	0	0/0

## FAIRLEY'S GAME-BY-GAME DEFENSIVE STATS

DATE	OPPONENT	TT	UT	AT	TFL-YDS	QBS-YDS
9/5/09	* LOUISIANA TECH	5	2	3	0.5-0	0.0-0
9/12/09	MISSISSIPPI STATE	0	0	0	0.0-0	0.0-0
9/19/09	WEST VIRGINIA	3	1	2	0.5-3	0.0-0
9/26/09	BALL STATE	1	1	0	0.0-0	0.0-0
10/3/09	at Tennessee	1	0	1	0.0-0	0.0-0
10/10/09	at Arkansas	3	1	2	0.0-0	0.0-0
10/17/09	KENTUCKY	1	1	0	1.0-2	0.0-0
10/24/09	at LSU	1	0	1	0.0-0	0.0-0
10/31/09	OLE MISS	1	0	1	0.0-0	0.0-0
11/7/09	FURMAN					
11/14/09	at Georgia					
11/27/09	ALABAMA					



# The Players



**DEE FORD** #95  
DE  
6-4 · 214 · Fr. · HS  
Odenville, Ala. (St. Clair County)  
Undecided

**2009** — In first collegiate game, recorded one tackle with two QBH ... Had one tackle, solo, and one QB hurry in limited snaps vs. Mississippi State ... Had one QB hurry vs. West Virginia ... Against Ball State, had season highs with four tackles with one sack (minus 10 yards) and half a TFL (minus 1 yard) with one QB hurry ... Registered two tackles against Arkansas ... Saw playing time but did not record a tackle vs. LSU and Ole Miss.

### FORD'S CAREER DEFENSIVE STATS

YEAR	G/GS	TT	UT	AT	TFL-YDS	QBS-YDS	FF/FR	PD	I/YDS
2009	9/0	8	3	5	1.5-11	1.0-10	0/0	0	0/0

### FORD'S GAME-BY-GAME DEFENSIVE STATS

DATE	OPPONENT	TT	UT	AT	TFL-YDS	QBS-YDS
9/5/09	LOUISIANA TECH	1	0	1	0.0-0	0.0-0
9/12/09	MISSISSIPPI STATE	1	1	0	0.0-0	0.0-0
9/19/09	WEST VIRGINIA	0	0	0	0.0-0	0.0-0
9/26/09	BALL STATE	4	1	3	1.5-11	1.0-10
10/3/09	at Tennessee	0	0	0	0.0-0	0.0-0
10/10/09	at Arkansas	2	1	1	0.0-0	0.0-0
10/17/09	KENTUCKY	0	0	0	0.0-0	0.0-0
10/24/09	at LSU	0	0	0	0.0-0	0.0-0
10/31/09	OLE MISS	0	0	0	0.0-0	0.0-0
11/7/09	FURMAN					
11/14/09	at Georgia					
11/27/09	ALABAMA					



**ELTORO FREEMAN** #21  
LB  
5-11 · 219 · So. · JC  
Alexander City, Ala. (Miss. Gulf Coast CC)  
Philosophy

**SPRING 2009** — Participated in spring drills at Auburn after enrolling in January.

**2009** — Did not play in season opener vs. Louisiana Tech ... In first collegiate action, recorded six tackles vs. Mississippi State ... Earned first career start vs. West Virginia and had one solo tackle ... Started vs. LSU and recorded season-high 12 tackles with a sack (minus 10 yards) and 2.0 TFLs (minus 12 yards), both first of AU career ... Tied for team high with nine tackles vs. Ole Miss ... Six of nine tackles vs. Rebels were solo ... Also had one QB hurry vs. Rebels.

### FREEMAN'S CAREER DEFENSIVE STATS

YEAR	G/GS	TT	UT	AT	TFL-YDS	QBS-YDS	FF/FR	PD	I/YDS
2009	7/5	28	14	14	2.0-12	1.0-10	0/0	0	0/0

### FREEMAN'S GAME-BY-GAME DEFENSIVE STATS

DATE	OPPONENT	TT	UT	AT	TFL-YDS	QBS-YDS
9/5/09	LOUISIANA TECH					
9/12/09	MISSISSIPPI STATE	6	2	4	0.0-0	0.0-0
9/19/09	* WEST VIRGINIA	1	1	0	0.0-0	0.0-0
9/26/09	* BALL STATE	0	0	0	0.0-0	0.0-0
10/3/09	* at Tennessee	0	0	0	0.0-0	0.0-0
10/10/09	at Arkansas					
10/17/09	KENTUCKY	0	0	0	0.0-0	0.0-0
10/24/09	* at LSU	12	5	7	2.0-12	1.0-10
10/31/09	* OLE MISS	9	6	3	0.0-0	0.0-0
11/7/09	FURMAN					
11/14/09	at Georgia					
11/27/09	ALABAMA					



**HARRIS GASTON** #58  
LB  
6-1 · 219 · Fr. · HS  
Bessemer, Ala. (Bessemer Academy)  
Undecided


**2009** — In first collegiate game, had one solo tackle in season opener vs. Louisiana Tech ... Also had one solo stop vs. Mississippi State ... Had one assisted tackle vs. West Virginia ... Against Ball State, set season high with six tackles ... Has not played last five games due to injury.

### GASTON'S CAREER DEFENSIVE STATS

YEAR	G/GS	TT	UT	AT	TFL-YDS	QBS-YDS	FF/FR	PD	I/YDS
2009	4/0	9	3	6	0.0-0	0.0-0	0/0	0	0/0

### GASTON'S GAME-BY-GAME DEFENSIVE STATS

DATE	OPPONENT	TT	UT	AT	TFL-YDS	QBS-YDS
9/5/09	LOUISIANA TECH	1	1	0	0.0-0	0.0-0
9/12/09	MISSISSIPPI STATE	1	1	0	0.0-0	0.0-0
9/19/09	WEST VIRGINIA	1	0	1	0.0-0	0.0-0
9/26/09	BALL STATE	6	1	5	0.0-0	0.0-0
10/3/09	at Tennessee					
10/10/09	at Arkansas					
10/17/09	KENTUCKY					
10/24/09	at LSU					
10/31/09	OLE MISS					
11/7/09	FURMAN					
11/14/09	at Georgia					
11/27/09	ALABAMA					



**MICHAEL GOGGANS** #49  
DE  
6-3 · 264 · Jr. · 2L  
Alexander City, Ala. (Benjamin Russell)  
Public Administration

**Career** — Had streak of 18 consecutive starts snapped vs. Kentucky.

**2009** — Started season opener vs. Louisiana Tech, recording two total tackles with one QBH ... Against Mississippi State, had a solo sack (minus 2 yards) to go with four tackles, one pass break-up and one QB hurry ... Sack was first since 2007 (Vanderbilt) ... Picked up three tackles, two solo, vs. West Virginia ... Against Ball State, broke up one pass and totaled four tackles ... Had one TFL (minus 3 yards) and two total tackles against Tennessee ... Registered half a TFL (minus 1 yard) with a QB hurry and two tackles vs. Arkansas ... Had one tackle vs. Kentucky ... Against LSU, had a QB hurry and a pair of tackles ... Played, but

# The Players

did not record a tackle vs. Ole Miss.

## GOGGAN'S CAREER DEFENSIVE STATS

YEAR	G/GS	TT	UT	AT	TFL-YDS	QBS-YDS	FF/FR	PD	I/YDS
2007	12/0	9	4	5	2.0-3	1.0-2	0/1	0	0-0
2008	12/12	27	16	11	4.0-12	0.0-0	0/1	0	0-0
2009	9/6	20	8	12	2.5-6	1.0-2	0/0	1	0-0
<b>Totals</b>	<b>33/18</b>	<b>56</b>	<b>28</b>	<b>28</b>	<b>8.5-21</b>	<b>2.0-3</b>	<b>0/2</b>	<b>1</b>	<b>0-0</b>

## GOGGAN'S CAREER GAME HIGH STATS

	No.	Opponent	Date
Tackles	6	vs. Alabama	11/29/08
Tackles for loss	2.0	2x, (last vs. Arkansas)	11/29/08
Sacks	1.0	2x (last vs. Mississippi State)	9/12/09

## GOGGAN'S GAME-BY-GAME DEFENSIVE STATS

DATE	OPPONENT	TT	UT	AT	TFL-YDS	QBS-YDS
9/5/09	* LOUISIANA TECH	2	1	1	0.0-0	0.0-0
9/12/09	* MISSISSIPPI STATE	4	1	3	1.0-2	1.0-2
9/19/09	* WEST VIRGINIA	3	2	1	0.0-0	0.0-0
9/26/09	* BALL STATE	4	2	2	0.0-0	0.0-0
10/3/09	* at Tennessee	2	1	1	1.0-3	0.0-0
10/10/09	* at Arkansas	2	0	2	0.5-1	0.0-0
10/17/09	KENTUCKY	1	1	0	0.0-1	0.0-1
10/24/09	at LSU	2	0	2	0.0-0	0.0-0
10/31/09	OLE MISS	0	0	0	0.0-0	0.0-0
11/7/09	FURMAN					
11/14/09	at Georgia					
11/27/09	ALABAMA					



**TIM** #13

**HAWTHORNE** WR

6-3 · 212 · Jr. · 2L  
Birmingham, Ala. (Homewood)  
Public Administration

2009 — Started vs. West Virginia but did not record a catch in first playing time of season (injury) ... Has seen playing time in seven games, but does not have a reception.

## HAWTHORNE'S CAREER RECEIVING STATS

YEAR	G/GS	NO	YDS	AVG	TD	LP/OPPONENT
2007	13/3	4	47	11.8	0	8/New Mexico State
2008	12/1	8	203	25.4	0	58/LSU
2009	7/1	0	0	0.0	0	---
<b>Totals</b>	<b>32/5</b>	<b>12</b>	<b>250</b>	<b>20.8</b>	<b>0</b>	<b>58/LSU</b>

## HAWTHORNE'S CAREER GAME HIGH STATS

	No.	Opponent	Date
Receptions	2	LSU	9/20/08
Rec. Yards	87	LSU	9/20/08

## HAWTHORNE'S GAME-BY-GAME RECEIVING STATS

DATE	OPPONENT	REC	YDS	AVG	TD	TD REC
9/5/09	LOUISIANA TECH					DID NOT PLAY
9/12/09	MISSISSIPPI STATE					DID NOT PLAY
9/19/09	* WEST VIRGINIA	0	0	0.0	0	--
9/26/09	BALL STATE	0	0	0.0	0	--
10/3/09	at Tennessee	0	0	0.0	0	--
10/10/09	at Arkansas	0	0	0.0	0	--
10/17/09	KENTUCKY	0	0	0.0	0	--
10/24/09	at LSU	0	0	0.0	0	--
10/31/09	OLE MISS	0	0	0.0	0	--
11/7/09	FURMAN					
11/14/09	at Georgia					
11/27/09	ALABAMA					



**ANTHONY** #84

**GULLEY** WR

5-9 · 176 · Fr. · HS  
Brantley, Ala. (Brantley)  
Undecided

2009 — Saw game time, returning one punt, in season opener vs. Louisiana Tech ... Returned two punts for 24 yards with a long of 17 yards vs. West Virginia ... Fielded a pair of punts and returned one kickoff for 24 yards vs. Ball State ... Saw time vs. LSU.

## GULLEY'S CAREER RECEIVING STATS

YEAR	G/GS	NO	YDS	AVG	TD	LP/OPPONENT
2009	5/0	0	0	0.0	0	--

## GULLEY'S GAME-BY-GAME RECEIVING STATS

DATE	OPPONENT	REC	YDS	AVG	TD	TD REC
9/5/09	LOUISIANA TECH	0	0	0.0	0	--
9/12/09	MISSISSIPPI STATE	0	0	0.0	0	--
9/19/09	WEST VIRGINIA	0	0	0.0	0	--
9/26/09	BALL STATE	0	0	0.0	0	--
10/3/09	at Tennessee	0	0	0.0	0	--
10/10/09	at Arkansas					DID NOT PLAY
10/17/09	KENTUCKY					DID NOT PLAY
10/24/09	at LSU	0	0	0.0	0	--
10/31/09	OLE MISS					DID NOT PLAY
11/7/09	FURMAN					
11/14/09	at Georgia					
11/27/09	ALABAMA					



**ADAM** #31

**HERRING** LB

6-1 · 216 · So. · 1L  
Springdale, Ark. (Shiloh Christian)  
Business Management

2009 — Earned first career start in season opener vs. Louisiana Tech, recording two solo tackles ... Picked up half a TFL (minus 1 yard) and four total tackles vs. Mississippi State ... Recorded one solo tackle vs. West Virginia ... Played, but did not register a tackle vs. Ball State ... Started and recorded a pair of solo tackles vs. Arkansas ... Totaled three tackles vs. Kentucky ... Did not play vs. LSU ... Saw playing time vs. Ole Miss but did not register a tackle.

## HERRING'S CAREER DEFENSIVE STATS

YEAR	G/GS	TT	UT	AT	TFL-YDS	QBS-YDS	FF/FR	PD	I/YDS
2008	11/0	2	1	1	0.0-0	0.0-0	0/0	0	0/0
2009	8/4	12	7	5	0.5-1	0.0-0	0/0	0	0/0
<b>Totals</b>	<b>19/4</b>	<b>14</b>	<b>8</b>	<b>6</b>	<b>0.5-1</b>	<b>0.0-0</b>	<b>0/0</b>	<b>0</b>	<b>0/0</b>

# The Players

## HERRING'S GAME-BY-GAME DEFENSIVE STATS

DATE	OPPONENT	TT	UT	AT	TFL-YDS	QBS-YDS
9/5/09	* LOUISIANA TECH	2	2	0	0.0-0	0.0-0
9/12/09	* MISSISSIPPI STATE	4	1	3	0.5-1	0.0-0
9/19/09	WEST VIRGINIA	1	1	0	0.0-0	0.0-0
9/26/09	BALL STATE	0	0	0	0.0-0	0.0-0
10/3/09	at Tennessee	0	0	0	0.0-0	0.0-0
10/10/09	* at Arkansas	2	2	0	0.0-0	0.0-0
10/17/09	* KENTUCKY	3	1	2	0.0-0	0.0-0
10/24/09	at LSU	DID NOT PLAY				
10/31/09	OLE MISS	0	0	0	0.0-0	0.0-0
11/7/09	FURMAN					
11/14/09	at Georgia					
11/27/09	ALABAMA					



**BYRON**

**#57**

**ISOM**

**OL**

6-3 · 291 · Jr. · 2L  
Jonesboro, Ga. (Lovejoy)  
Public Administration

**2009** — Started at guard in season opener vs. Louisiana Tech and did not allow a sack in 27 pass attempts ... Also recorded three knockdown blocks vs. Tech ... Started against Mississippi State, did not allow a sack in 24 pass attempts ... Registered three knockdown blocks vs. Mississippi State ... Took every snap vs. West Virginia and registered five knockdown blocks ... Did not play vs. Ball State or Tennessee ... Tied with third-most knockdown blocks vs. Arkansas with seven ... Led Tigers with 5.5 knockdown blocks vs. Kentucky ... Led o-line and recorded season-high with 12 knockdown blocks on the road at LSU ... Recored 6.5 knockdown blocks vs. Ole Miss ... Has 42 knockdown blocks on season ... Part of o-line that has given up just 12 sacks in 246 pass attempts.



**D'ANTOINE**

**#24**

**HOOD**

**DB**

5-10 · 187 · So. · 1L  
Phenix City, Ala. (Central-Phenix HS)  
Pre-Business

**2009** — Saw first game action vs. Ball State and recorded three solo tackles ... Played, but did not record a tackle vs. Tennessee and Arkansas ... Had one tackle vs. Kentucky ... Played, but did not record a tackle vs. LSU ... Did not play vs. Ole Miss.

## HOOD'S CAREER DEFENSIVE STATS

YEAR	G/GS	TT	UT	AT	TFL-YDS	QBS-YDS	FF/FR	PD	INT-YDS
2008	12/1	13	7	6	0.0-0	0.0-0	0/1	1	0-0
2009	6/0	4	3	1	0.0-0	0.0-0	0/0	0	0-0
<b>Totals</b>	<b>18/1</b>	<b>17</b>	<b>10</b>	<b>7</b>	<b>0.0-0</b>	<b>0.0-0</b>	<b>0/1</b>	<b>1</b>	<b>0-0</b>

## HOOD'S GAME-BY-GAME DEFENSIVE STATS

DATE	OPPONENT	TT	UT	AT	PD	INT-YDS
9/5/09	LOUISIANA TECH	DID NOT PLAY				
9/12/09	MISSISSIPPI STATE	DID NOT PLAY				
9/19/09	WEST VIRGINIA	DID NOT PLAY				
9/26/09	BALL STATE	3	3	0	0	0-0
10/3/09	at Tennessee	0	0	0	0	0-0
10/10/09	at Arkansas	0	0	0	0	0-0
10/17/09	KENTUCKY	1	0	1	0	0-0
10/24/09	at LSU	0	0	0	0	0-0
10/31/09	OLE MISS	0	0	0	0	0-0
11/7/09	FURMAN					
11/14/09	at Georgia					
11/27/09	ALABAMA					



**PHILIP**

**#43**

**LUTZENKIRCHEN**

**TE**

6-4 · 262 · Fr. · HS  
Marietta, Ga. (Lassiter)  
Undecided

**CAREER** — T-8th in AU history in TD catches for a freshman with two ... Needs one scoring grab to move into tie for fifth with four other players.

**2009** — Saw playing time but did not record a catch in season opener vs. Louisiana Tech ... Recorded first career catch, a 13-yard TD reception from Kodi Burns, vs. Mississippi State ... Played, but did not record a catch vs. West Virginia ... Caught 14-yard pass vs. Ball State ... Against LSU, caught two passes with one for season-long 17 yards and another for 1-yard TD.

## LUTZENKIRCHEN'S CAREER RECEIVING STATS

YEAR	G/GS	NO	YDS	AVG	TD	LP/OPPONENT
2009	9/0	4	45	11.3	2	17/LSU

## LUTZENKIRCHEN'S GAME-BY-GAME RECEIVING STATS

DATE	OPPONENT	REC	YDS	AVG	TD	TD REC
9/5/09	LOUISIANA TECH	0	0	0.0	0	--
9/12/09	MISSISSIPPI STATE	1	13	13.0	1	13
9/19/09	WEST VIRGINIA	0	0	0.0	0	--
9/26/09	BALL STATE	1	14	14.0	0	--
10/3/09	at Tennessee	0	0	0.0	0	--
10/10/09	at Arkansas	0	0	0.0	0	--
10/17/09	KENTUCKY	0	0	0.0	0	--
10/24/09	at LSU	2	18	9.0	1	1
10/31/09	OLE MISS	0	0	0.0	0	--
11/7/09	FURMAN					
11/14/09	at Georgia					
11/27/09	ALABAMA					



**MORGAN**

**#37**

**HULL**

**K**

6-3 · 199 · Jr. · 1L  
Decatur, Ala. (Austin)  
Pre-Medicine

**2009** — In season opener vs. Louisiana Tech, kicked off three times for a 66.7 yard average ... Against Mississippi State, kicked off seven times for 67.6 ypk average ... Kicked off eight times vs. West Virginia, averaging 63.9 ypk ... Had one touchback vs. WVA ... Against Ball State, averaged 59.8 yards on nine kickoffs ... On seven kickoffs vs. Tennessee, averaged 65.0 yards per kick ... Had one touchback and averaged 68.2 yards on four kickoffs vs. Arkansas ... Against Kentucky, kicked off three times for a 44.7 yard average ... Averaged 35.7 yards on three kickoffs vs. LSU ... Had one touchback and averaged 62.2 yards on six kickoffs vs. Ole Miss.

# The Players



**ANDREW** #75

**McCAIN** OT

6-6 · 299 · Sr. · 3L  
Birmingham, Ala. (Briarwood Christian)  
Health Services Administration

**2009** — Earned first career start in season opener vs. Louisiana Tech ... Started at tackle and did not allow a sack in 27 pass attempts ... Tallied three knockdown blocks vs. Tech ... Started at tackle vs. Mississippi State and did not allow a sack in 24 pass attempts .. Finished with six knockdown blocks, third most among linemen, vs. Mississippi State ... Had a pair of knockdown blocks vs. West Virginia ... Played every snap vs. Mountaineers ... Had one knockdown block vs. Tennessee ... Registered half a knockdown block vs. Arkansas ... Helped Tigers rush for 220 yards vs. Kentucky ... Had 2.5 knockdown blocks vs. UK ... Registered 2.5 knockdown blocks at LSU ... Picked up 5.5 knockdown blocks vs. Ole Miss, half a block shy of season-high of 6.0 ... Has 23 knockdowns this season ... Is part of line that has allowed 12 sacks in 246 pass attempts this season.



**ONTERIO** #23

**McCALEBB** RB

5-10 · 164 · Fr. · HS  
Fort Meade, Fla. (Hargrave Military Academy)  
Liberal Arts

**Career** — Became the first AU freshman to ever rush for 100 yards or more in his first two games ... Is just the fourth AU freshman to rush for 100 yards or more in any two consecutive games (Carnell Williams in 2001, Darrell Williams in 1989 and Ron O'Neal in 1981) ... T-10th in rushing yardage for a freshman in AU history ... Needs 140 yards rushing to move into tie for fifth with Tommie Agee (604 yards in 1983) ... Needs 36 yards to become sixth AU freshman to rush for 500 yards in a season.

**2009** — Named SEC Freshman of the Week (9/7) ... Became first freshman RB since Bo Jackson (1982) to rush for 100 yards in a game with 148 yards in season opener vs. Louisiana Tech ... Also had one TD vs. Tech, scoring on a 3-yard run ... Also returned two kickoffs for 49 yards vs. Tech ... Started at TB vs. Mississippi State and recorded second consecutive 100-yard rushing effort, going for 114 yards on 16 carries ... Also returned four kickoffs for 81 yards vs. Mississippi State ... Rushed for 20 yards on eight carries vs. West Virginia ... Also returned two kickoffs for 32 yards, with long of 16 yards vs. WVA ... Against Ball State, led Tigers with 83 yards rushing on eight carries and scored from 1-yard out in second quarter ... Had season-long run of 62 yards to set up TD run ... Did not play in second half vs. Ball State due to injury ... Accumulated 204 all-purpose yards against Tennessee ... Rushed 13 times for 51 yards, hauled in a season-high with three receptions and 62 yards and piled up 91 kickoff return yards on a pair of returns ... Against Arkansas, scored on a 3-yard run and accounted for 42 total yards ... Against Kentucky, rushed for 22 yards on seven carries and caught one pass for 2 yards ... Saw limited time vs. LSU due to injury, rushing just three times for 3 yards ... Did not play vs. Ole Miss due to injury.

## MCCALEBB'S CAREER RUSHING STATS

YEAR	G/GS	NO	YDS	AVG	TD	LP/OPPONENT
2009	8/1	83	464	5.6	4	62/Ball State

## MCCALEBB'S GAME-BY-GAME RUSHING STATS

DATE	OPPONENT	ATT	YDS	Avg.	TD	TD Runs
9/5/09	LOUISIANA TECH	22	148	6.7	1	3
9/12/09	* MISSISSIPPI STATE	16	114	7.1	1	48
9/19/09	WEST VIRGINIA	8	20	2.5	0	--
9/26/09	BALL STATE	8	83	10.4	1	1
10/3/09	at Tennessee	13	51	3.9	0	--
10/10/09	at Arkansas	6	23	3.8	1	3
10/17/09	KENTUCKY	7	22	3.1	0	--
10/24/09	at LSU	3	3	1.0	0	--
10/31/09	OLE MISS	DID NOT PLAY				
11/7/09	FURMAN					
11/14/09	at Georgia					
11/27/09	ALABAMA					

## MCCALEBB'S GAME-BY-GAME ALL-PURPOSE YARDS

DATE	OPPONENT	REC - TDs	RUSH - TDs	KO - TDs	TOTAL - TDs
9/5/09	LOUISIANA TECH	0 - 0	148 - 1	49 - 0	197 - 1
9/12/09	* MISSISSIPPI STATE	0 - 0	114 - 1	81 - 0	195 - 1
9/19/09	WEST VIRGINIA	0 - 0	20 - 0	32 - 0	52 - 0
9/26/09	BALL STATE	-3 - 0	83 - 0	0 - 0	80 - 0
10/3/09	at Tennessee	62 - 0	51 - 0	91 - 0	204 - 0
10/10/09	at Arkansas	0 - 0	23 - 1	19 - 0	42 - 1
10/17/09	KENTUCKY	2 - 0	22 - 0	0 - 0	24 - 0
10/24/09	at LSU	0 - 0	3 - 0	0 - 0	3 - 0
10/31/09	OLE MISS	DID NOT PLAY			
11/7/09	FURMAN				
11/14/09	at Georgia				
11/27/09	ALABAMA				



**WALTER** #6

**McFADDEN** DB

6-0 · 175 · Sr. · 3L  
Pompano Beach, Fla. (Ely)  
Graduate

**Career** — Has started 21 consecutive games.

**2009** — Fifth in SEC/T-14th in NCAA in passes defended per game, 1.22 pg ... T-25th in NCAA in INT's, 4 ... SEC Defensive Player of the Week (11/2) ... Started and recorded one pass break-up with two tackles in season opener vs. Louisiana Tech ... Broke up one pass and tallied four solo tackles in victory over Mississippi State ... Picked off a pass to end scoring threat and totaled five solo tackles vs. West Virginia ... Interception came at AU 28-yard line vs. WVA ... Registered three tackles, with a pair of solo stops, vs. Ball State ... Broke up two passes and totaled six tackles in win vs. Tennessee ... Of 20 tackles, 13 have been solo stops ... Against Arkansas, had an INT, recovered a fumble, broke up a pass and totaled two tackles before leaving with injury ... Did not play second half vs. Hogs due to injury ... Against Kentucky, had a TFL (minus 2 yards) and three solo tackles ... Broke up one pass, had a TFL (minus 3 yards) and totaled two solo tackles vs. LSU ... Set career high with two INT's vs. Ole Miss ... Returned first pick 29 yards for touchdown to give AU 24-7 lead vs. Rebels ... Notched second pick with 2:54 left in game to stop Ole Miss drive and seal victory ... Also tied career-best with five tackles vs. Ole Miss, including 1.5 TFLs and a pass break-up.

## McFADDEN'S CAREER DEFENSIVE STATS

YEAR	G/GS	TT	UT	AT	TFL-YDS	QBS-YDS	FF/FR	PD	INT-YDS
2006	11/0	2	2	0	0.0-0	0.0-0	0/0	0	0-0
2007	13/0	10	5	5	1.0-4	0.0-0	0/0	2	1-93
2008	12/12	29	17	12	1.5-7	0.0-0	0/0	10	2-18
2009	9/9	31	23	8	3.5-10	0.0-0	0/1	11	4-54
<b>Totals</b>	<b>45/21</b>	<b>72</b>	<b>47</b>	<b>25</b>	<b>6.0-21</b>	<b>0.0-0</b>	<b>0/1</b>	<b>20</b>	<b>7-161</b>

## McFADDEN'S CAREER GAME HIGH STATS

	No.	Opponent	Date
Tackles	5	6x (last vs. Ole Miss)	10/31/09
Interceptions	2	vs. Ole Miss	10/31/09

# The Players

## McFADDEN'S GAME-BY-GAME DEFENSIVE STATS

DATE	OPPONENT	TT	UT	AT	PD	INT-YDS
9/5/09	* LOUISIANA TECH	2	1	1	1	0-0
9/12/09	* MISSISSIPPI STATE	4	4	0	1	0-0
9/19/09	* WEST VIRGINIA	5	5	0	1	1-(-4)
9/26/09	* BALL STATE	3	2	1	0	0-0
10/3/09	* at Tennessee	5	1	4	2	0-0
10/10/09	* at Arkansas	2	1	1	1	1-0
10/17/09	* KENTUCKY	3	3	0	0	0-0
10/24/09	* at LSU	2	2	0	1	0-0
10/31/09	* OLE MISS	5	4	1	1	2-54
11/7/09	FURMAN					
11/14/09	at Georgia					
11/27/09	ALABAMA					



**MIKE** #26  
**McNEIL** S  
 6-2 · 201 · Jr. · 2L  
 Mobile, Ala. (W.P. Davidson)  
 Communications

2009 — Has not played.

## McNEIL'S CAREER DEFENSIVE STATS

YEAR	G/GS	TT	UT	AT	TFL-YDS	QBS-YDS	FF/FR	PD	I/YDS
2007	13/0	35	22	13	0.5-1	0.0-0	0/0	0	0/0
2008	12/12	75	42	23	3.0-9	1.0-4	0/1	2	0/0
2009	0/0	0	0	0	0.0-0	0.0-0	0/0	0	0/0
<b>Totals</b>	<b>25/12</b>	<b>100</b>	<b>64</b>	<b>36</b>	<b>3.5-10</b>	<b>1.0-4</b>	<b>0/1</b>	<b>2</b>	<b>0/0</b>

## McNEIL'S CAREER GAME HIGH STATS

No.	Opponent	Date
Tackles	9	3x (last vs. Arkansas)
		10/11/08

## McNEIL'S GAME-BY-GAME DEFENSIVE STATS

DATE	OPPONENT	TT	UT	AT	PD	INT-YDS
9/5/09	LOUISIANA TECH					DID NOT PLAY
9/12/09	MISSISSIPPI STATE					DID NOT PLAY
9/19/09	WEST VIRGINIA					DID NOT PLAY
9/26/09	BALL STATE					DID NOT PLAY
10/3/09	at Tennessee					DID NOT PLAY
10/10/09	at Arkansas					DID NOT PLAY
10/17/09	KENTUCKY					DID NOT PLAY
10/24/09	at LSU					DID NOT PLAY
10/31/09	OLE MISS					DID NOT PLAY
11/7/09	FURMAN					DID NOT PLAY
11/14/09	at Georgia					
11/27/09	ALABAMA					



**RYAN** #50  
**PUGH** OL  
 6-4 · 289 · Jr. · 2L  
 Hoover, Ala. (Hoover)  
 Pre-Building Science

2009 — Phil Steele's Third-Team Midseason All-SEC ... Started at center in season opener vs. Louisiana Tech and tallied five knockdown blocks ... Did not allow a sack on 27 pass attempts vs. Tech ... Started against Mississippi State and did not allow a sack in 24 pass attempts ... Totaled nine knockdown blocks, second most among offensive linemen, against Mississippi State ... Played every snap vs. West Virginia and totaled 8.5 knockdown blocks ... Led Tigers with 12 knockdown blocks against Ball State ... Totaled six knockdown blocks vs. Tennessee ... Finished with third-highest knockdown total vs. Arkansas, with seven ... Against Kentucky, helped Tigers rush for 220 yards and totaled five knockdown blocks ... Finished second on o-line with eight knockdown blocks vs. LSU ... Registered 2.5 knockdown blocks vs. Ole Miss ... Leads o-linemen with 64 knockdown blocks this season ... Is part of line that has allowed 12 sacks in 246 pass attempts this season.

**GABE** #83  
**McKENZIE** DE  
 6-5 · 252 · Sr. · 3L  
 Mobile, Ala. (Davidson)  
 Graduate



2009 — Saw playing time, but did not have a catch in season opener vs. Louisiana Tech ... Switched to defensive end in week four, logging one solo tackle vs. Ball State ... Played several snaps on defense against Kentucky and LSU despite not logging a tackle ... Did not play vs. Ole Miss.

## McKENZIE'S CAREER DEFENSIVE STATS

YEAR	G/GS	TT	UT	AT	TFL-YDS	QBS-YDS	FF/FR	PD	I/YDS
2008	12/1	11	6	5	2.5-5	0.0-0	0/0	0	1-24
2009	9/0	1	1	0	0.0-0	0.0-0	0/0	0	0-0
<b>TOTALS</b>	<b>21/1</b>	<b>12</b>	<b>7</b>	<b>5</b>	<b>2.5-5</b>	<b>0.0-0</b>	<b>0/0</b>	<b>0</b>	<b>0-0</b>

## McKENZIE'S GAME-BY-GAME DEFENSIVE STATS

DATE	OPPONENT	TT	UT	AT	TFL-YDS	QBS-YDS
9/26/09	BALL STATE	1	1	0	0.0-0	0.0-0
10/3/09	at Tennessee	0	0	0	0.0-0	0.0-0
10/10/09	at Arkansas	0	0	0	0.0-0	0.0-0
10/17/09	KENTUCKY	0	0	0	0.0-0	0.0-0
10/24/09	at LSU	0	0	0	0.0-0	0.0-0
10/31/09	OLE MISS	0	0	0	0.0-0	0.0-0
11/7/09	FURMAN					
11/14/09	at Georgia					
11/27/09	ALABAMA					

## McKENZIE'S CAREER RECEIVING STATS

YEAR	G/GS	NO	YDS	AVG	TD	LP/OPPONENT
2006	13/0	13	137	10.5	1	25/South Carolina
2007	13/0	13	117	9.0	2	20/Kansas State
2008	12/1	3	33	11.0	0	21/Georgia
2009	8/0	0	0	0.0	0	---
<b>Totals</b>	<b>46/1</b>	<b>29</b>	<b>287</b>	<b>9.9</b>	<b>3</b>	<b>25/South Carolina</b>

## McKENZIE'S CAREER GAME HIGH STATS

No.	Opponent	Date
Receptions	4	2x (last vs. Kansas State)
Rec. Yards	42	2x (last vs. Kansas State)
Rec. TDs	1	3x (last vs. South Florida)
		9/1/07
		9/1/07
		9/8/07

## McKENZIE'S GAME-BY-GAME RECEIVING STATS

DATE	OPPONENT	REC	YDS	AVG	TD	TD REC
9/5/09	LOUISIANA TECH	0	0	0.0	0	--
9/12/09	MISSISSIPPI STATE	0	0	0.0	0	--
9/19/09	WEST VIRGINIA	0	0	0.0	0	--

# The Players



**JAKE** #91  
**RICKS** DL

6-4 · 292 · Sr. · 3L  
Muscle Shoals, Ala. (Colbert County)  
Criminology

2009 — Has 17 tackles with a blocked PAT ... In first career start, forced one fumble, had a QB hurry and recorded a career-best six tackles vs. Louisiana Tech ... Forced fumble was career-first ... Broke up a pass and had half a TFL vs. Mississippi State ... Registered first career INT with a pick and 21-yard return vs. West Virginia ... The INT came at the WVA 37-yard line and set up AU score (TD) ... Also had two QB hurries and two tackles vs. WVA ... Totaled three tackles, two solo, against Ball State ... Had one assisted tackle and one QB hurry in win over Tennessee ... Registered one solo stop vs. Arkansas ... Against Kentucky, blocked a FG attempt that was returned for TD by Neiko Thorpe ... Also totaled three tackles with a pair of solo stops vs. UK ... Against LSU, had half a sack (minus 1 yard) and four total tackles ... Half sack was first of career ... Against Ole Miss, had half a sack (minus 5 yards) and four tackles.

### RICKS' CAREER DEFENSIVE STATS

YEAR	G/GS	TT	UT	AT	TFL-YDS	QBS-YDS	FF/FR	PD	I/YDS
2006	6/0	1	0	1	0.5-2	0.0-0	0/1	0	0/0
2007	13/0	8	5	3	2.0-3	0.0-0	0/0	0	0/0
2008	12/0	7	3	4	2.0-8	0.0-0	0/1	1	0/0
2009	9/9	22	10	12	1.5-6	1.0-6	1/0	2	1/21
<b>Totals</b>	<b>40/9</b>	<b>38</b>	<b>18</b>	<b>20</b>	<b>6.0-19</b>	<b>1.0-6</b>	<b>1/2</b>	<b>3</b>	<b>1/21</b>

### RICKS' CAREER GAME HIGH STATS

	No.	Opponent	Date
Tackles	6	Louisiana Tech	9/5/09
Tackles for loss	1.0	4x (last vs. Ole Miss)	11/1/08
Sacks	0.5	2x (last vs. Ole Miss)	10/31/09

### RICKS' GAME-BY-GAME DEFENSIVE STATS

DATE	OPPONENT	TT	UT	AT	TFL-YDS	QBS-YDS
9/5/09	* LOUISIANA TECH	6	3	3	0.0-0	0.0-0
9/12/09	* MISSISSIPPI STATE	1	0	1	0.5-0	0.0-0
9/19/09	* WEST VIRGINIA	2	1	1	0.0-0	0.0-0
9/26/09	* BALL STATE	3	2	1	0.0-0	0.0-0
10/3/09	* at Tennessee	1	0	1	0.0-0	0.0-0
10/10/09	* at Arkansas	1	1	0	0.0-0	0.0-0
10/17/09	* KENTUCKY	3	2	1	0.0-0	0.0-0
10/24/09	* at LSU	4	1	3	0.5-1	0.5-1
10/31/09	* OLE MISS	4	2	2	0.5-5	0.5-5
11/7/09	FURMAN					
11/14/09	at Georgia					
11/27/09	ALABAMA					



**MIKE** #11  
**SLADE** DB

6-3 · 192 · So. · 1L  
Tallahassee, Fla. (Lincoln)  
Communications

2009 — Recorded three tackles in season opener vs. Louisiana Tech ... Had one tackle vs. Mississippi State ... Totaled two solo tackles vs. Arkansas after missing two games due to injury ... Talled a pair of tackles, one solo, against Kentucky ... Played, but did not record a tackle vs. LSU ... Filled in for injured Zac Etheridge and matched career-high with three tackles vs. Ole Miss.

### SLADE' CAREER DEFENSIVE STATS

YEAR	G/GS	TT	UT	AT	TFL-YDS	QBS-YDS	FF/FR	PD	I/YDS
2008	12/0	8	2	6	0.0-0	0.0-0	0/0	0	0/0
2009	7/0	11	6	5	0.0-0	0.0-0	0/0	0	0/0
<b>Totals</b>	<b>19/0</b>	<b>19</b>	<b>8</b>	<b>11</b>	<b>0.0-0</b>	<b>0.0-0</b>	<b>0/0</b>	<b>0</b>	<b>0/0</b>

### SLADE' GAME-BY-GAME DEFENSIVE STATS

DATE	OPPONENT	TT	UT	AT	PD	INT-YDS
9/5/09	LOUISIANA TECH	3	1	2	0	0-0
9/12/09	MISSISSIPPI STATE	1	0	1	0	0-0
9/19/09	WEST VIRGINIA	0	0	0	0	0-0
9/26/09	BALL STATE					DID NOT PLAY
10/3/09	at Tennessee					DID NOT PLAY
10/10/09	at Arkansas	2	2	0	0	0-0
10/17/09	KENTUCKY	2	1	1	0	0-0
10/24/09	at LSU	0	0	0	0	0-0
10/31/09	OLE MISS	3	2	1	0	0-0
11/7/09	FURMAN					
11/14/09	at Georgia					
11/27/09	ALABAMA					



**ERIC** #32  
**SMITH** RB

5-10 · 237 · So. · 1L  
Seffner, Fla. (Armwood HS)  
Liberal Arts

2009 — Started vs. Mississippi State and rushed for 8 yards on three carries ... Set career high with four receptions and 74 receiving yards vs. West Virginia ... Had long catch of 37 yards ... Rushed seven times for 47 yards against Ball State with a long run of 16 yards ... Caught three passes for 45 yards, with a long reception of 17 yards, in victory over Tennessee ... Had one catch for 21 yards vs. Arkansas ... Caught one pass for 3 yards vs. Kentucky ... Against LSU, led Tigers with three catches and 31 yards with a long catch-and-run of 17 yards ... Caught one pass for 17 yards vs. Ole Miss.

### SMITH'S CAREER RUSHING STATS

YEAR	G/GS	NO	YDS	AVG	TD	LP/OPPONENT
2008	12/1	21	83	4.0	0	19/Louisiana-Monroe
2009	8/5	10	55	5.5	0	16/Ball State
<b>Totals</b>	<b>20/6</b>	<b>31</b>	<b>146</b>	<b>4.7</b>	<b>0</b>	<b>19/Louisiana-Monroe</b>

### SMITH'S CAREER RECEIVING STATS

YEAR	G/GS	NO	YDS	AVG	TD	LP/OPPONENT
2008	12/1	2	3	1.5	0	2/Arkansas
2009	8/5	13	191	14.6	0	37/West Virginia
<b>Totals</b>	<b>20/6</b>	<b>15</b>	<b>194</b>	<b>12.9</b>	<b>0</b>	<b>37/West Virginia</b>

# The Players

## SMITH'S GAME-BY-GAME RECEIVING STATS

DATE	OPPONENT	REC	YDS	AVG	TD	TD REC
9/5/09	LOUISIANA TECH	DID NOT PLAY				
9/12/09	* MISSISSIPPI STATE	0	0	0.0	0	--
9/19/09	* WEST VIRGINIA	4	74	18.5	0	--
9/26/09	BALL STATE	0	0	0.0	0	--
10/3/09	at Tennessee	3	45	13.0	0	--
10/10/09	* at Arkansas	1	21	21.0	0	--
10/17/09	* KENTUCKY	1	3	3.0	0	--
10/24/09	at LSU	3	31	10.3	0	--
10/31/09	* OLE MISS	1	17	17.0	0	--
11/7/09	FURMAN					
11/14/09	at Georgia					
11/27/09	ALABAMA					

## SMITH'S GAME-BY-GAME RUSHING STATS

DATE	OPPONENT	ATT	YDS	Avg.	TD	TD Runs
9/5/09	LOUISIANA TECH	DID NOT PLAY				
9/12/09	* MISSISSIPPI STATE	3	8	2.7	0	--
9/19/09	* WEST VIRGINIA	0	0	0.0	0	--
9/26/09	BALL STATE	7	47	6.7	0	--
10/3/09	at Tennessee	0	0	0.0	0	--
10/10/09	* at Arkansas	0	0	0.0	0	--
10/17/09	* KENTUCKY	0	0	0.0	0	--
10/24/09	at LSU	0	0	0.0	0	--
10/31/09	OLE MISS	0	0	0.0	0	--
11/7/09	FURMAN					
11/14/09	at Georgia					
11/27/09	ALABAMA					

## STEVENS' CAREER GAME HIGH STATS

	No.	Opponent	Date
Tackles	12	Arkansas	10/10/09
Sacks	1.0	Louisiana Tech	9/5/09
TFL	2.0	Mississippi State	9/12/09

## STEVENS' GAME-BY-GAME DEFENSIVE STATS

DATE	OPPONENT	TT	UT	AT	TFL-YDS	QBS-YDS
9/5/09	* LOUISIANA TECH	8	6	2	1.5-3	1.0-2
9/12/09	* MISSISSIPPI STATE	7	4	3	2.0-4	0.0-0
9/19/09	* WEST VIRGINIA	11	8	3	0.0-0	0.0-0
9/26/09	* BALL STATE	6	4	2	0.5-12	0.5-12
10/3/09	* at Tennessee	11	5	6	1.0-1	0.0-0
10/10/09	* at Arkansas	12	9	3	0.0-0	0.0-0
10/17/09	* KENTUCKY	7	3	4	0.5-1	0.0-0
10/24/09	* at LSU	7	3	4	0.0-0	0.0-0
10/31/09	* OLE MISS	8	5	3	1.5-3	0.0-0
11/7/09	FURMAN					
11/14/09	at Georgia					
11/27/09	ALABAMA					
11/29/08	at Alabama					



**JOHN SULLEN** #71  
OL  
6-6 · 346 · Fr. · HS  
Auburn, Ala. (Auburn)  
Undecided

**2009** — Saw game action in season opener vs. Louisiana Tech ... Did not give up a sack in limited action vs. Mississippi State ... Made first career start against Ball State ... Totaled 2.5 knockdown blocks against Ball State ... Has seen playing time in every game.



**BEN TATE** #44  
RB  
5-11 · 218 · Sr. · 3L  
Newark, Md. (Snow Hill)  
Graduate

**CAREER** — Eleven 100-yard rushing games, including three 150-yard rushing games (156 vs. Tulane, 2006; 157 vs. Mississippi State, 2009; 184 vs. Arkansas, 2009) ... Fifth player in AU history to record 3,000 yards rushing ... Fifth on career rushing list with 3,026 yards ... Needs 342 yards to tie Joe Cribbs (1976-79) for 4th with 3,368 yards.

**2009** — Maxwell Outstanding Player Award watch list ... Third in SEC/11th in NCAA in rushing with 118.6 ypg ... Fifth in SEC/27th in NCAA in all-purpose yards, 141.4 ypg ... Phil Steele's Second-Team Midseason All-SEC ... Rushed for 117 yards on 20 carries in season opener vs. Louisiana Tech ... Also had a pair of pass receptions for 10 yards vs. Tech ... Set career best with 157 rushing yards vs. Mississippi State ... Also had one rushing TD from 35-yards out ... Ran 19 times for 75 yards with a long rush of 16 yards vs. West Virginia ... Against Ball State, netted 63 yards rushing on 13 attempts and grabbed three passes for 18 yards ... Returned two kickoffs for 58 yards, with a long of 36 yards ... Led Tigers with 139 all-purpose yards vs. Ball State ... Rushed for game-high 128 yards on 25 carries vs. Tennessee ... Had 11-yard TD run in second quarter vs. Vols ... Totaled 180 all-purpose yards vs. UT, with 17 receiving yards and 35 kickoff return yards ... Set career high and posted fourth 100-yard rushing effort of season with 184 yards on 22 carries vs. Arkansas ... Scored on career-long run of 60 yards and had a 1-yard TD run vs. Razorbacks ... Totaled 228 all-purpose yards vs. Hogs, adding 16 receiving yards and 28

## STEVENS' CAREER DEFENSIVE STATS

YEAR	G/GS	TT	UT	AT	TFL-YDS	QBS-YDS	FF/FR	PD	I/YDS
2006	3/0	6	3	3	1.0-1	0.0-0	0/0	0	0-0
2007	10/8	35	20	15	0.0-0	0.0-0	1/0	1	0-0
2008	12/12	54	31	23	0.5-1	0.0-0	0/1	2	0-0
2009	9/9	77	48	29	7.0-24	1.5-14	1/1	3	1-15
<b>Totals</b>	<b>34/29</b>	<b>172</b>	<b>102</b>	<b>70</b>	<b>8.5-26</b>	<b>1.5-44</b>	<b>2/2</b>	<b>6</b>	<b>1-15</b>



**CRAIG STEVENS** #46  
LB  
6-3 · 223 · Jr. · 2L  
Tallahassee, Fla. (Lincoln)  
Business Management

**Career** — Has started 22 consecutive games ... Three double-digit tackle performances, all in 2009.

**2009** — Fifth in SEC/59th in NCAA in tackles per game, 8.6 tpg ... 14th in SEC in TFLs, 7.0 ... Named SEC Defensive Player of the Week (9/21) ... Phil Steele's Third-Team Midseason All-SEC ... Started at linebacker in season opener vs. Louisiana Tech and tied career high eight tackles ... Also had 1.5 TFLs (minus 3 yards) and 1.0 sack (minus 2 yards) ... Sack was first of career ... Against Mississippi State, had 2.0 TFLs (minus 4 yards) with seven tackles, four solo ... Picked off first career pass and returned it 15 yards for first career TD vs. West Virginia ... INT gave Auburn 41-30 lead with 3:20 left in game ... Also had career-high 11 tackles, eight solo, vs. WVA ... Against Ball State, racked up half a sack (minus 12 yards), one forced fumble, one QB hurry and six total tackles, with four solo stops ... Forced fumble was first since 2007 (Mississippi State) ... Led Tigers, and tied career-high, with 11 tackles in win over Tennessee ... Also had one QB hurry, one pass break-up and a TFL (minus 1 yard) against the Vols ... Against Arkansas, set career high and led team with 12 tackles ... Nine tackles were solo stops ... Against Kentucky, had a QB hurry, half a TFL (minus 1 yard) and seven total tackles ... Against LSU, recovered a fumble and totaled seven tackles, three solo ... Had one QB hurry, 1.5 TFLs (minus 3 yards) and eight total tackles vs. Ole Miss ... Five of eight tackles were solo vs. Rebels ... Has at least half a TFL in six of nine games this season.

# The Players

kick return yards ...Led all rushers with 132 yards on a career-best 31 carries against Kentucky ... Scored on 1-yard run vs. UK ... Against LSU, rushed 18 times for 67 yards and returned one kickoff for 18 yards ... Rushed for 144 yards on 25 carries vs. Ole Miss ... Gave Tigers a 31-7 lead with a 53-yard TD run in third quarter, his 20th career rushing score ... Has 655 rushing yards (131.0 ypg) in last five games (UT/ARK/UK/LSU/OM)

## TATE'S CAREER RUSHING STATS

YEAR	G/GS	NO	YDS	AVG	TD	LP/OPPONENT
2006	9/0	54	392	7.3	3	42/Buffalo
2007	13/7	202	903	4.5	8	44/Vanderbilt
2008	12/2	159	664	4.2	3	49/Louisiana-Monroe
2009	9/7	193	1067	5.5	6	60/Arkansas
<b>Totals</b>	<b>43/16</b>	<b>608</b>	<b>3026</b>	<b>4.9</b>	<b>20</b>	<b>60/Arkansas</b>

## TATE'S CAREER GAME HIGH STATS

	No.	Opponent	Date
Rush Attempts	31	Kentucky	10/17/09
Rush Yards	184	Arkansas	10/10/09
Rush TDs	2	2x (last vs. Arkansas)	10/10/09

## TATE'S GAME-BY-GAME RUSHING STATS

DATE	OPPONENT	ATT	YDS	Avg.	TD	TD Runs
9/5/09	* LOUISIANA TECH	20	117	5.8	0	--
9/12/09	MISSISSIPPI STATE	20	157	7.8	1	35
9/19/09	* WEST VIRGINIA	19	75	3.9	0	--
9/26/09	* BALL STATE	13	63	4.8	0	--
10/3/09	* at Tennessee	25	128	5.1	1	11
10/10/09	* at Arkansas	22	184	8.4	2	1, 60
10/17/09	* KENTUCKY	31	132	4.3	1	1
10/24/09	* at LSU	18	67	3.7	0	--
10/31/09	OLE MISS	25	144	5.8	1	53
11/7/09	FURMAN					
11/14/09	at Georgia					
11/27/09	ALABAMA					

## THORPE'S CAREER GAME HIGH STATS

	No.	Opponent	Date
Tackles	11	Arkansas	10/10/09
Interceptions	1	3x (last vs. West Virginia)	9/19/09

## THORPE'S GAME-BY-GAME DEFENSIVE STATS

DATE	OPPONENT	TT	UT	AT	PD	INT-YDS
9/5/09	* LOUISIANA TECH	3	3	0	1	0-0
9/12/09	* MISSISSIPPI STATE	7	5	2	0	0-0
9/19/09	* WEST VIRGINIA	7	5	2	2	1-22
9/26/09	* BALL STATE	6	5	1	0	0-0
10/3/09	* at Tennessee	7	3	4	0	0-0
10/10/09	* at Arkansas	11	8	3	0	0-0
10/17/09	* KENTUCKY	4	3	1	2	0-0
10/24/09	* at LSU	8	2	6	1	0-0
10/31/09	* OLE MISS	2	2	0	1	0-0
11/7/09	FURMAN					
11/14/09	at Georgia					
11/27/09	ALABAMA					



**CHRIS** #12  
**TODD** QB  
 6-4 · 210 · Sr. · 1L  
 Elizabethtown, Ky (Elizabethtown/Hutchinson CC)  
 Graduate

**CAREER** — Is 9-5 as Auburn's starting quarterback.

**2009** — Named to Maxwell Award and Manning Award Watch Lists ... Set career best with 255 passing yards in season-opening win vs. Louisiana Tech ... Threw TD passes of 93 and 17 yards ... The 93-yard TD pass to Terrell Zachery set AU record for longest offensive play ... Completed 65 percent of passes (17-of-26) vs. Tech ... Threw for 186 yards, hitting 10-of-23 pass attempts in victory over Mississippi State ... Threw four TD passes and 284 yards in win vs. West Virginia ... Had long pass of 82 yards vs. WVA ... Tied AU record and set career-high with five TD passes against Ball State ... Shares record with former AU QB Daniel Cobb who threw five TD passes against Louisiana Tech in 2001 ... Against Ball State, Todd hit 19-of-26 pass attempts for career-high 287 yards and long pass completion of 65 yards to Terrell Zachery ... Threw for 218 yards with a TD in victory over Tennessee ... Completed 19-of-32 passes in win over Vols ... Against Arkansas, threw for 133 yards hitting 15-of-28 pass attempts ... Held to 80 yards passing, hitting 10-of-24 attempts vs. Kentucky ... Against Kentucky, completed 8-of-14 pass attempts for 47 yards ... Threw for 212 yards with a TD vs. Ole Miss ... Hit 12-of-22 pass attempts vs. Rebels and had one quick kick (punt) that pinned Rebels at the 2-yard line.

### SEC/NCAA Rankings:

Passing Avg/Game: 6th / 69th, 189.1 ypg  
 Total Offense: 9th / 91st, 179.8 ypg  
 Pass Efficiency: 6th / 46th, 135.3  
 Passing Yards: 47th, 1490 (NCAA only)

## TODD'S CAREER PASSING STATS

YEAR	G/GS	CMP	ATT	PCT	YDS	INT	TD	LP/OPPONENT
2006 (TTU)	5/0	25	35	71.4	241	0	1	48/SE Louisiana
2008	7/5	86	156	55.1	903	6	5	58/LSU
2009	9/9	126	226	55.7	1702	3	13	93/Louisiana Tech
<b>Totals</b>	<b>21/19</b>	<b>237</b>	<b>417</b>	<b>56.8</b>	<b>2,844</b>	<b>9</b>	<b>19</b>	<b>93/Louisiana Tech</b>

## TODD'S CAREER GAME PASSING HIGHS

	No.	Opponent	Date
Completions	21	Southern Miss	9/6/08
Attempts	32	LSU	9/20/08
Yards	287	Ball State	9/26/09
Touchdowns	5	Ball State	9/26/09
Interceptions	2	LSU	9/20/08

**NEIKO** #15  
**THORPE** DB  
 6-2 · 176 · So. · 1L  
 Tucker, Ga. (HS)  
 Liberal Arts



**CAREER** — Has one return for touchdown, a 69-yard blocked FG vs. Kentucky (10/17/09).

**2009** — 26th in SEC in tackles per game, 6.1 tpg ... T-9th in SEC/T-65th in NCAA in passes defended per game, 0.89 ... Phil Steele's Third-Team Midseason All-SEC ... Started at cornerback in season opener vs. Louisiana Tech ... Broke up one pass and recorded three solo tackles vs. Tech ... Totaled seven tackles, five solo, in victory over Mississippi State ... Intercepted a pass, broke-up two passes and had seven tackles vs. West Virginia ... The pick vs. WVA ended a scoring threat at the AU 25-yard line ... Against Ball State, totaled six tackles with five solo stops ... Registered seven tackles in win over Tennessee ... Against Arkansas, set a career high with 11 tackles ... Eight of 11 tackles were solo stops ... Recovered blocked field goal attempt and returned it 69 yards for TD against Kentucky ... Also broke up two passes and totaled four tackles vs. UK ... Against LSU, broke up pass and totaled eight tackles ... Forced a fumble and broke up one pass vs. Ole Miss ... Had a pair of solo tackles vs. Rebels.

## THORPE'S CAREER DEFENSIVE STATS

YEAR	G/GS	TT	UT	AT	TFL-YDS	QBS-YDS	FF/FR	PD	I/YDS
2008	11/1	29	20	9	0.0-0	0.0-0	1/0	6	2-101
2009	9/9	55	36	19	0.0-0	0.0-0	1/0	7	1-22
<b>Totals</b>	<b>20/10</b>	<b>84</b>	<b>56</b>	<b>28</b>	<b>0.0-0</b>	<b>0.0-0</b>	<b>1/0</b>	<b>13</b>	<b>3-123</b>



# The Players

## TODD'S GAME-BY-GAME PASSING STATS

DATE	OPPONENT	CMP	ATT	YDS	INT	TD	TD Pass
9/5/09	* LOUISIANA TECH	17	26	255	0	2	93, 17
9/12/09	* MISSISSIPPI STATE	10	23	186	0	0	--
9/19/09	* WEST VIRGINIA	16	31	284	1	4	16, 4, 82, 17
9/26/09	* BALL STATE	19	26	287	0	5	6, 46, 65, 26, 36
10/3/09	* at Tennessee	19	32	218	0	1	11
10/10/09	* at Arkansas	15	28	133	0	0	--
10/17/09	* KENTUCKY	10	24	80	1	0	--
10/24/09	* at LSU	8	14	47	1	0	--
10/31/09	* OLE MISS	12	22	212	0	1	28
11/7/09	FURMAN						
11/14/09	at Georgia						
11/27/09	ALABAMA						



**TOMMY TROTT** #5 TE  
6-5 · 243 · Sr. · 3L  
Montgomery, Ala. (Trinity Presbyterian)  
Graduate

2009 — John Mackey Tight End Award watch list ... Started at tight end but did not record a catch in season opener vs. Louisiana Tech ... Did not record a catch before leaving with knee injury vs. Mississippi State ... Caught two passes for 20 yards with a long catch of 11 yards vs. West Virginia ... Had one catch vs. Ball State, a 6-yard TD reception in first quarter ... TD grab was first since 2006 (Tulane) ... Caught one pass for 13 yards to give AU a first down vs. Tennessee ... Recorded season-high three catches vs. Arkansas for 16 yards ... Made season-long catch of 15 yards vs. LSU, was only reception of game ... Caught one pass, a 14-yard TD grab from Kodi Burns in third quarter vs. Ole Miss ... TD gave Tigers 17-7 lead.

## TROTT'S CAREER RECEIVING STATS

YEAR	G/GS	NO	YDS	AVG	TD	LP/OPPONENT
2005	2/0	0	0	0.0	0	-
2006	13/9	10	94	9.4	2	27/Tulane
2007	13/2	4	35	8.8	0	16/Vanderbilt
2008	11/11	20	201	10.1	0	33/Arkansas
2009	9/8	9	84	9.3	2	15/LSU
<b>Totals</b>	<b>48/30</b>	<b>43</b>	<b>414</b>	<b>9.6</b>	<b>4</b>	<b>33/Arkansas</b>

## TROTT'S CAREER GAME HIGH STATS

	No.	Opponent	Date
Receptions	4	2x (last vs. Ole Miss)	11/1/08
Rec. Yards	44	Southern Miss	9/6/08
Rec. TDs	1	4x (last vs. Ole Miss)	10/31/09

## TROTT'S GAME-BY-GAME STATS

DATE	OPPONENT	REC	YDS	AVG	TD	TD REC
9/5/09	* LOUISIANA TECH	0	0	0.0	0	--
9/12/09	* MISSISSIPPI STATE	0	0	0.0	0	--
9/19/09	* WEST VIRGINIA	2	20	10.0	0	--
9/26/09	BALL STATE	1	6	6.0	1	6
10/3/09	* at Tennessee	1	13	13.0	0	--
10/10/09	* at Arkansas	3	16	5.3	0	--
10/17/09	* KENTUCKY	0	0	0.0	0	--
10/24/09	* at LSU	1	15	15.0	0	--
10/31/09	* OLE MISS	1	14	14.0	1	14
11/7/09	FURMAN					
11/14/09	at Georgia					
11/27/09	ALABAMA					



**DEMOND WASHINGTON** #14 DB  
5-9 · 185 · Jr. · JC  
Tallasee, Ala. (Mississippi Gulf Coast CC)  
Undecided

2009 — Had one QB hurry and registered two tackles vs. Louisiana Tech ... Recorded two assisted tackles with one QB hurry in SEC opener vs. Mississippi State ... Notched first career sack, for minus 12 yards, to go with five total tackles and one QB hurry vs. West Virginia ... Broke up one pass and totaled two tackles against Ball State ... Had four tackles, two solo, in win over Tennessee ... Registered one QB hurry and two tackles vs. Arkansas ... Broke up a pass and had two solo tackles vs. Kentucky ... Against LSU, broke up a pass and totaled a pair of solo tackles ... Had one tackle vs. Ole Miss ... Leads team with eight special teams tackles.

## WASHINGTON'S CAREER DEFENSIVE STATS

YEAR	G/GS	TT	UT	AT	TFL-YDS	QBS-YDS	FF/FR	PD	I/YDS
2009	9/0	22	13	9	1.0-12	1.0-12	0/0	3	0/0

## WASHINGTON'S GAME-BY-GAME DEFENSIVE STATS

DATE	OPPONENT	TT	UT	AT	PD	INT-YDS
9/5/09	LOUISIANA TECH	2	1	1	0	0-0
9/12/09	MISSISSIPPI STATE	2	0	2	0	0-0
9/19/09	WEST VIRGINIA	5	3	2	0	0-0
9/26/09	BALL STATE	2	2	0	1	0-0
10/3/09	at Tennessee	4	2	2	0	0-0
10/10/09	at Arkansas	2	1	1	0	0-0
10/17/09	KENTUCKY	2	2	0	1	0-0
10/24/09	at LSU	2	2	0	1	0-0
10/31/09	OLE MISS	1	0	1	0	0-0
11/7/09	FURMAN					
11/14/09	at Georgia					
11/27/09	ALABAMA					



**TERRELL ZACHERY** #81 WR  
6-1 · 203 · Jr. · 1L  
Wadley, Ala. (Wadley)  
Public Administration

2009 — Earned first career start in season opener vs. Louisiana Tech ... Hauled in 93-yard TD pass from QB Chris Todd that set AU record for longest offensive play in school history ... Finished with 3 catches for 98 yards vs. Tech ... Hauled in two passes for 41 yards, with a long reception of 33 yards, in victory over Mississippi State ... Caught one pass for 15 yards and returned three kickoffs for 49 yards vs. West Virginia ... Set career-high with 122 receiving yards, five receptions and a pair of TD's in victory over Ball State ... Had TD catches of 46 and 65 yards ... Is averaging 68.0 yards per TD catch this season ... Caught two passes for 28 yards including 11-yard TD grab in win over Tennessee ... Had long catch of 17 yards vs. UT ... Against Arkansas, totaled 101 all-purpose yards with 25 yards receiving, 60 yards rushing and 16 yards on kick returns ... The 60-yard rush was to 2-yard line and set up AU touchdown ... Led Tigers with four catches against Kentucky, totaling 24 yards ... Held to just one catch for 1 yard vs. LSU ... Made two catches for team-high 83 yards vs. Ole Miss ... Catches went for 42 and 41 yards ... Has caught at least one pass in every game this season.

# The Players

## ZACHERY'S CAREER RECEIVING STATS

YEAR	G/GS	NO	YDS	AVG	TD	LP/OPPONENT
2007	1/0	0	0	0.0	0	NA
2008	12/0	2	24	12.0	0	17/Southern Miss
2009	9/6	22	437	19.8	4	93/Louisiana Tech
<b>Totals</b>	<b>22/6</b>	<b>24</b>	<b>461</b>	<b>19.2</b>	<b>4</b>	<b>93/Louisiana Tech</b>

## ZACHERY'S GAME-BY-GAME RECEIVING STATS

DATE	OPPONENT	REC	YDS	AVG	TD	TD REC
9/5/09	* LOUISIANA TECH	3	98	32.7	1	93
9/12/09	MISSISSIPPI STATE	2	41	20.5	0	--
9/19/09	* WEST VIRGINIA	1	15	15.0	0	--
9/26/09	* BALL STATE	5	122	24.4	2	46, 65
10/3/09	* at Tennessee	2	28	14.0	1	11
10/10/09	at Arkansas	2	25	12.5	0	--
10/17/09	* KENTUCKY	4	24	8.0	0	--
10/24/09	* at LSU	1	1	1.0	0	--
10/31/09	OLE MISS	2	83	41.5	0	--
11/7/09	FURMAN					
11/14/09	at Georgia					
11/27/09	ALABAMA					



**LEE**

**#73**

**ZIEMBA**

**OL**

*6-8 · 308 · Jr. · 2L*

*Rogers, Ark. (Rogers)*

*History*

**Career** — Has started 33 consecutive games on the offensive line.

**2009** — *Phil Steele's Second-Team Midseason All-SEC* ... Started at tackle in season opener vs. Louisiana Tech and recorded eight knockdown blocks .. Did not allow a sack on 27 pass attempts vs. Tech ... Against Mississippi State, did not allow a sack in 24 pass attempts and had a team-high 9.5 knockdown blocks ... Led offensive line with nine knockdown blocks vs. West Virginia ... Played every offensive snap vs. Mountaineers ... Had a pair of knockdown blocks vs. Ball State ... Finished with second-most knockdown blocks vs. Tennessee with seven ... Recorded second-most knockdown blocks vs. Arkansas, totaling 8.5 ... Against Kentucky, had five knockdown blocks and helped Tigers rush for 220 yards ... Finished with six knockdown blocks vs. LSU ... Totaled a team-best seven knockdown blocks vs. Ole Miss ... Has 62 knockdown blocks, second most on team, for the season ... Is part of line that has allowed 12 sacks in 246 pass attempts this season.

# Auburn Career Records Update

## Rushing Attempts

Player	Seasons	Yards	Avg	Att
1. Carnell Williams.....	2001-04	3831	5.31	741
2. Joe Cribbs .....	1976-79	3368	5.13	657
3. Bo Jackson.....	1982-85	4303	6.62	650
4. James Brooks.....	1977-80	3523	5.67	621
<b>5. Ben Tate.....</b>	<b>2006-pres.</b>	<b>3026</b>	<b>4.98</b>	<b>608</b>
6. Stacy Danley.....	1987-90	2427	4.61	526
7. Ronnie Brown.....	2000-04	2707	5.28	513
8. Stephen Davis.....	1993-95	2811	5.76	488
9. Secdrick McIntyre.....	1973-76	1992	4.31	462
10. Phil Gargis.....	1974-76	1884	4.13	456

## Rushing Yardage

Player	Seasons	Att	Avg	Yards
1. Bo Jackson.....	1982-85	650	6.62	4303
2. Carnell Williams.....	2001-04	741	5.17	3831
3. James Brooks.....	1977-80	621	5.67	3523
4. Joe Cribbs .....	1976-79	657	5.13	3368
<b>5. Ben Tate.....</b>	<b>2006-pres.</b>	<b>608</b>	<b>4.98</b>	<b>3026</b>
6. Stephen Davis.....	1993-95	488	5.76	2811
7. Brent Fullwood.....	1983-86	390	7.15	2789
8. Ronnie Brown.....	2000-04	513	5.28	2707
8. Stacy Danley.....	1987-90	526	4.61	2427
10. James Joseph.....	1986-90	452	5.17	2264
11. Kenny Irons.....	2005-06	454	4.81	2186
12. James Bostic.....	1991-93	396	5.26	2084
13. Lionel James.....	1980-83	348	6.14	2068
14. Secdrick McIntyre.....	1973-76	462	4.31	1992
15. Fob James.....	1952-55	317	6.03	1913
16. Phil Gargis.....	1973-76	456	4.13	1884
17. Tommie Agee.....	1983-86	356	4.87	1735
18. Jimmy Sidle.....	1962-64	326	5.22	1703
19. Brad Lester.....	2004-pres.	371	4.55	1689
20. Joe Childress.....	1953-55	321	5.19	1667

## Rushing Touchdowns

Player	Seasons	Att	Yards	Avg	TD
1. Carnell Williams.....	2001-04	741	3831	5.17	45
2. Bo Jackson.....	1982-85	650	4303	6.62	43
3. Joe Cribbs .....	1976-79	657	3368	5.13	34
4. Stephen Davis.....	1993-95	488	2811	5.76	30
5. Ronnie Brown.....	2000-04	513	2707	5.28	29
6. Brent Fullwood.....	1983-86	390	2789	7.15	24
James Brooks.....	1977-80	621	3523	5.67	24
8. Reggie Ware.....	1984-87	231	768	3.32	23
<b>9. Ben Tate.....</b>	<b>2006-pres.</b>	<b>608</b>	<b>3026</b>	<b>4.98</b>	<b>20</b>
10. Brad Lester.....	2004-08	371	1689	4.55	19

## Yards Per Game (Min. 18 games)

Player	Seasons	Yards	Games	Yds/Gm
1. Bo Jackson.....	1982-85	4303	38	113.2
2. Kenny Irons.....	2005-06	2186	23	95.0
3. James Brooks.....	1977-80	3523	38	92.7
4. Carnell Williams.....	2001-04	3831	42	91.2
5. Stephen Davis.....	1993-95	2811	31	90.7
6. Joe Cribbs .....	1976-79	3368	38	88.6
7. Curtis Kuykendall.....	1944-45	1619	18	89.9
8. Brent Fullwood.....	1983-86	2789	39	71.5
<b>9. Ben Tate.....</b>	<b>2006-pres.</b>	<b>3026</b>	<b>43</b>	<b>70.4</b>
10. Secdrick McIntyre.....	1973-76	1992	29	68.7

## All-Purpose Yards

Player	Seasons	Rush	Rec	KR	PR	Yards
1. James Brooks.....	1977-80	3523	219	1726	128	5596
2. Carnell Williams.....	2001-04	3831	342	609	302	5084
3. Bo Jackson.....	1982-85	4303	272	317	0	4892
4. Joe Cribbs .....	1976-79	3368	268	597	328	4561
5. Thomas Bailey.....	1991-94	-5	1243	1520	1170	3928
6. Brent Fullwood.....	1983-86	2789	77	892	0	3758
<b>7. Ben Tate.....</b>	<b>2006-pres.</b>	<b>3026</b>	<b>298</b>	<b>186</b>	<b>0</b>	<b>3510</b>
8. Ronnie Brown.....	2000-04	2707	688	15	0	3390
9. Stephen Davis.....	1993-95	2811	342	25	0	3178
10. James Joseph.....	1987-90	2264	721	136	0	3121

## Completion Percentage (Min. 150 Attempts)

Player	Seasons	Att	Comp	Pct
1. Jason Campbell.....	2001-04	854	552	.646
2. Jeff Burger.....	1984-87	538	331	.615
3. Ben Leard.....	1997-00	592	359	.606
4. Brandon Cox.....	2004-07	927	550	.593
5. Reggie Slack.....	1986-89	585	346	.591
6. Patrick Nix.....	1992-95	656	386	.588
<b>7. Chris Todd.....</b>	<b>2008-pres.</b>	<b>382</b>	<b>212</b>	<b>.555</b>
8. Pat Sullivan.....	1969-71	819	452	.552
9. Dameyune Craig.....	1994-97	782	427	.546
10. Daniel Cobb.....	2000-02	314	170	.541

## Scoring

Player	Seasons	TD	FG	PAT	Pts
1. John Vaughn.....	2003-06	0	50	162	312
2. Carnell Williams.....	2001-04	46	0	0	276
3. Bo Jackson.....	1982-85	45	0	*2	274
4. Damon Duval.....	1999-02	1	45	125	266
5. Al Del Greco.....	1980-83	0	42	110	236
6. Win Lyle.....	1987-89	0	45	95	230
7. Joe Cribbs .....	1976-79	35	0	*3	216
<b>8. Wes Byrum.....</b>	<b>2007-pres.</b>	<b>0</b>	<b>41</b>	<b>91</b>	<b>214</b>
9. Stephen Davis.....	1993-95	34	0	0	204
10. Jorge Portela.....	1977-79	0	38	74	188

\* - two-point conversions

## Most Points Kicking

Player	Seasons	FG	PAT	Pts
1. John Vaughn.....	2003-06	50	162	312
2. Damon Duval.....	1999-02	45	125	260
3. Al Del Greco.....	1980-83	42	110	236
4. Win Lyle.....	1987-89	45	95	230
<b>5. Wes Byrum.....</b>	<b>2007-pres.</b>	<b>41</b>	<b>91</b>	<b>214</b>
6. Jorge Portela.....	1977-79	38	74	188
7. John Riley.....	1967-69	31	80	173
8. Scott Etheridge.....	1992-93	34	65	167
Gardner Jett.....	1970-72	23	98	167
10. Jaret Holmes.....	1996-97	27	79	160
Matt Hawkins.....	1994-95	26	82	160

## Field Goals Made

Player	Seasons	Pct	FGA	FGM
1. John Vaughn.....	2003-06	.725	69	50
2. Damon Duval.....	1999-02	.608	74	45
Win Lyle.....	1987-89	.763	59	45
4. Al Del Greco.....	1980-83	.609	69	42
<b>5. Wes Byrum.....</b>	<b>2007-pres.</b>	<b>.732</b>	<b>56</b>	<b>41</b>
6. Jorge Portela.....	1977-79	.613	62	38
7. Scott Etheridge.....	1992-93	.791	43	34
8. Jim Von Wyl.....	1990-91	.667	48	32
9. John Riley.....	1967-69	.492	63	31
10. Jaret Holmes.....	1996-97	.730	37	27

# Auburn Career Records Update

## Field Goal Percentage (Min. 10 Made)

Player	Seasons	FGM	FGA	Pct
1. Scott Etheridge	1992-93	34	43	.791
2. Matt Hawkins	1994-95	26	33	.788
3. Win Lyle	1987-89	45	59	.763
<b>4. Wes Byrum</b>	<b>2007-pres.</b>	<b>41</b>	<b>56</b>	<b>.732</b>
5. Jaret Holmes	1996-97	27	37	.730
6. John Vaughn	2003-06	50	69	.725
7. Ed Dyas	1958-60	17	24	.708
8. Gardner Jett	1970-72	23	34	.676
9. Jim Von Wyl	1990-91	32	48	.667
Robert McGinty	1984	12	18	.667

## PATs Made

Player	Seasons	Pct	Att	Made
1. John Vaughn	2003-06	.994	163	162
2. Damon Duval	1999-02	1.000	125	125
3. Al Del Greco	1980-83	.991	111	110
4. Gardner Jett	1970-72	.942	104	98
5. Win Lyle	1987-89	.990	96	95
<b>6. Wes Byrum</b>	<b>2007-pres.</b>	<b>.978</b>	<b>93</b>	<b>91</b>
7. Matt Hawkins	1994-95	.932	88	82
8. John Riley	1967-69	.860	93	80
9. Jaret Holmes	1996-97	.963	82	79
10. Jorge Portela	1977-79	.949	78	74

## PATs Attempted

Player	Seasons	Made	Pct	Att
1. John Vaughn	2003-06	162	.994	163
2. Damon Duval	1999-02	125	1.000	125
3. Al Del Greco	1980-83	110	.991	111
4. Gardner Jett	1970-72	98	.942	104
5. Win Lyle	1987-89	95	.990	96
<b>6. Wes Byrum</b>	<b>2007-pres.</b>	<b>91</b>	<b>.978</b>	<b>93</b>
John Riley	1967-69	80	.860	93
8. Matt Hawkins	1994-95	82	.932	88
9. Jaret Holmes	1996-97	79	.963	82
10. Jorge Portela	1977-79	74	.949	78

## PAT Percentage (Min. 30 made)

Player	Seasons	Made	Att	Pct
1. Damon Duval	1999-02	125	125	1.000
Scott Etheridge	1992-93	65	65	1.000
3. John Vaughn	2003-06	162	163	.994
4. Al Del Greco	1980-83	110	111	.991
5. Win Lyle	1987-89	95	96	.990
6. Chris Knapp	1985-86	62	63	.984
<b>7. Wes Byrum</b>	<b>2007-pres.</b>	<b>91</b>	<b>93</b>	<b>.978</b>
8. Neil O'Donoghue	1975-76	32	33	.970
9. Robert McGinty	1984	31	32	.969
10. Jaret Holmes	1996-97	79	82	.963

## Punting Average (Min. 50 punts)

Player	Seasons	No	Yards	Avg
1. Terry Daniel	1992-94	169	7522	44.51
2. Kody Bliss	2003-06	202	8861	43.87
3. Damon Duval	1999-02	227	9842	43.36
4. Jaret Holmes	1996-97	110	4676	42.51
5. Skip Johnston	1977-79	172	7220	41.98
6. Brian Shulman	1986-88	157	6580	41.91
7. Lewis Colbert	1982-85	244	10179	41.72
<b>8. Ryan Shoemaker</b>	<b>2007-pres.</b>	<b>56</b>	<b>2328</b>	<b>41.57</b>
<b>9. Clinton Durst</b>	<b>2008-pres.</b>	<b>115</b>	<b>4751</b>	<b>41.31</b>
10. Tommy Lunceford	1965-67	171	7017	41.04

## Quarterback Sacks (from 1981)

Player	Seasons	Total Yds.	Sacks
1. Quentin Groves	2004-07	169	26.0
Gerald Robinson	1982-85	150	26.0
3. Tracy Rocker	1985-88	146	21.0
Craig Olgetree	1986-89	117	21.0
<b>5. Antonio Coleman</b>	<b>2006-pres.</b>	<b>116</b>	<b>20.0</b>
6. Reggie Torbor	2000-03	128	18.5
7. Leonardo Carson	1996-99	123	17.0
Willie Whitehead	1991-94	108	17.0
9. Marcus Washington	1994-96	108	16.0
Gary Walker	1993-94	95	16.0

# Auburn Single Season Records Update

## Highest TD/Interception Ratio (Min. 150 Att.)

Player	Year	TD	Int	Ratio
1. Ben Leard.....	1999	12	1	12.00
<b>2. Chris Todd.....</b>	<b>2009</b>	<b>13</b>	<b>3</b>	<b>4.333</b>
3. Randy Campbell.....	1982	7	2	3.500
4. Jason Campbell.....	2004	20	7	2.857
5. Brandon Cox.....	2005	15	8	1.875
6. Patrick Nix.....	1994	13	7	1.857
7. Pat Sullivan.....	1971	20	11	1.818
8. Patrick Nix.....	1995	15	9	1.667
9. Stan White.....	1993	13	8	1.625
10. Dameyune Craig.....	1996	16	10	1.600

## Field Goal Percentage (Min. 10 made)

Player	Year	FGM	FGA	Pct
<b>1. Wes Byrum.....</b>	<b>2009</b>	<b>13</b>	<b>14</b>	<b>.929</b>
2. Matt Hawkins.....	1995	13	15	.867
3. Win Lyle.....	1989	16	19	.842
4. John Vaughn.....	2006	20	24	.833
Gardner Jett.....	1970	10	12	.833
6. Jaret Holmes.....	1997	14	17	.824
7. John Vaughn.....	2004	12	15	.800
Scott Etheridge.....	1993	12	15	.800
9. Win Lyle.....	1987	15	19	.789
10. Scott Etheridge.....	1992	22	28	.786

## Passing Efficiency (Min. 100 Attempts)

Player	Year	Comp	Att	Pct	Yards	TD	Int	Rating
1. Jason Campbell....	2004	188	270	.696	2700	20	7	172.89
2. Ben Leard.....	1999	111	157	.707	1423	12	1	170.78
3. Jason Campbell....	2002	94	149	.631	1215	11	5	149.23
4. Pat Sullivan.....	1970	167	281	.594	2586	17	12	148.16
5. Jeff Burger.....	1987	178	267	.667	2066	13	9	140.99
6. Brandon Cox.....	2006	163	271	.601	2198	14	9	138.68
7. Patrick Nix.....	1995	201	331	.607	2574	15	9	135.60
<b>8. Chris Todd.....</b>	<b>2009</b>	<b>126</b>	<b>226</b>	<b>.558</b>	<b>1702</b>	<b>13</b>	<b>3</b>	<b>135.34</b>
9. Stan White.....	1993	164	271	.605	2057	13	8	134.20
10. Pat Sullivan.....	1971	162	281	.576	2012	20	11	133.46

## Rushing Yardage

Player	Year	Att	Avg	Yards
1. Bo Jackson.....	1985	278	6.42	1786
2. Rudi Johnson.....	2000	324	4.84	1567
3. Brent Fullwood.....	1986	167	8.33	1391
4. James Brooks.....	1980	261	5.03	1314
5. Carnell Williams.....	2003	241	5.42	1307
6. Kenny Irons.....	2005	256	5.05	1293
7. Stephen Davis.....	1994	221	5.71	1263
8. Bo Jackson.....	1983	158	7.68	1213
9. James Brooks.....	1979	163	7.41	1208
10. James Bostic.....	1993	199	6.06	1205
Joe Cribbs.....	1978	253	4.76	1205
12. Carnell Williams.....	2004	239	4.87	1165
13. Joe Cribbs.....	1979	200	5.60	1120
14. Stephen Davis.....	1995	180	5.93	1068
<b>15. Ben Tate.....</b>	<b>2009</b>	<b>193</b>	<b>5.53</b>	<b>1067</b>
16. Ronnie Brown.....	2002	175	5.76	1008
17. Jimmy Sidle.....	1963	185	5.44	1006
18. Monk Gafford.....	1942	132	7.61	1004

## Kickoff Return Average (Min. 10 Returns)

Player	Year	Ret	Yards	Avg
1. David Langner.....	1972	13	369	28.28
2. Rick Neel.....	1975	17	478	28.12
3. James Brooks.....	1979	21	577	27.48
4. Tristan Davis.....	2008	24	657	27.38
5. Tristan Davis.....	2006	28	756	27.00
6. Mike Fuller.....	1973	16	420	26.25
7. Markeith Cooper.....	1998	18	447	24.83
<b>8. Onterio McCalebb.....</b>	<b>2009</b>	<b>11</b>	<b>272</b>	<b>24.73</b>
9. Thomas Bailey.....	1991	24	591	24.63
10. Tim Carter.....	2000	19	461	24.26

# 2009 Auburn Football Statistics

RECORD	OVERALL	HOME	AWAY	NEUTRAL
ALL GAMES	6-3	5-1	1-1	0-0
CONFERENCE	3-3	2-1	1-2	0-0
NON-CONFERENCE	3-0	3-0	0-0	0-0

DATE	OPPONENT	W/L	SCORE	ATTEND
09/05/2009	LOUISIANA TECH	W	37-13	81,143
09/12/2009	MISSISSIPPI STATE*	W	49-24	85,269
09/19/2009	WEST VIRGINIA	W	41-30	87,451
09/26/2009	BALL STATE	W	54-30	83,118
10/03/2009	at Tennessee*	W	26-22	102,941
10/10/2009	at Arkansas*	L	23-44	72,559
10/17/2009	KENTUCKY*	L	14-21	86,217
10/24/2009	at #9 LSU*	L	10-31	92,654
10/31/2009	#24 OLE MISS*	W	33-20	84,756

TEAM STATISTICS	AU	OPP
SCORING	287	235
Points Per Game	31.9	26.1
FIRST DOWNS	185	184
Rushing	101	82
Passing	76	80
Penalty	8	22
RUSHING YARDAGE	2018	1611
Yards gained rushing	2257	1846
Yards lost rushing	239	235
Rushing Attempts	402	352
Average Per Rush	5.0	4.6
Average Per Game	224.2	179.0
TDs Rushing	15	17
PASSING YARDAGE	1830	1732
Comp-Att-Int	136-246-4	162-297-11
Average Per Pass	7.4	5.8
Average Per Catch	13.5	10.7
Average Per Game	203.3	192.4
TDs Passing	16	11
TOTAL OFFENSE	3848	3343
Total Plays	648	649
Average Per Play	5.9	5.2
Average Per Game	427.6	371.4
KICK RETURNS: #-Yards	44-949	49-1182
PUNT RETURNS: #-Yards	15-51	9-97
INT RETURNS: #-Yards	11-137	4-41
KICK RETURN AVERAGE	21.6	24.1
PUNT RETURN AVERAGE	3.4	10.8
INT RETURN AVERAGE	12.5	10.2
FUMBLES-LOST	19-9	13-7
PENALTIES-Yards	61-524	45-365
Average Per Game	58.2	40.6
PUNTS-Yards	48-1875	46-1912
Average Per Punt	39.1	41.6
Net punt average	35.4	39.2
TIME OF POSSESSION/Game	27:48	32:12
3RD-DOWN Conversions	52/131	46/132
3rd-Down Pct	40%	35%
4TH-DOWN Conversions	3/11	10/17
4th-Down Pct	27%	59%
SACKS BY-Yards	18-133	12-108
MISC YARDS	80	0
TOUCHDOWNS SCORED	35	30
FIELD GOALS-ATTEMPTS	13-14	10-16
ON-SIDE KICKS	0-0	0-0
RED-ZONE SCORES	26-28 93%	30-32 94%
RED-ZONE TOUCHDOWNS	19-28 68%	21-32 66%
PAT-ATTEMPTS	34-34 100%	25-29 86%
ATTENDANCE	507954	268154
Games/Avg Per Game	6/84659	3/89385
Neutral Site Games	0/0	0/0

SCORE BY QUARTERS	1st	2nd	3rd	4th	Total
Auburn	57	77	94	59	287
Opponents	62	60	53	60	235

RUSHING	GP	Att	Gain	Loss	Net	Avg	TD	Long	Avg/G
Ben Tate	.9	193	1097	30	1067	5.5	6	60	118.6
Onterio McCalebb	.8	83	486	22	464	5.6	4	62	58.0
Mario Fannin	.9	25	208	11	197	7.9	0	32	21.9
Kodi Burns	.9	46	160	16	144	3.1	4	19	16.0
Terrell Zachery	.9	7	104	7	97	13.9	0	60	10.8
Eric Smith	.9	10	58	3	55	5.5	0	16	6.1
Neil Caudle	.4	1	52	0	52	52.0	1	52	13.0
Travante Stallworth	.9	3	32	0	32	10.7	0	14	3.6
Davis Hooper	.2	2	1	2	-1	-0.5	0	1	-0.5
TEAM	.4	3	0	5	-5	-1.7	0	0	-1.2
Chris Todd	.9	29	59	143	-84	-2.9	0	10	-9.3
<b>Total</b>	<b>.9</b>	<b>402</b>	<b>2257</b>	<b>239</b>	<b>2018</b>	<b>5.0</b>	<b>15</b>	<b>62</b>	<b>224.2</b>
<b>Opponents</b>	<b>.9</b>	<b>352</b>	<b>1846</b>	<b>235</b>	<b>1611</b>	<b>4.6</b>	<b>17</b>	<b>79</b>	<b>179.0</b>

PASSING	G	Effic	Comp-Att-Int	Pct	Yds	TD	Lng	Avg/G
Chris Todd	.9	135.34	126-226-3	55.8	1702	13	93	189.1
Kodi Burns	.9	149.17	5-12-0	41.7	75	2	17	8.3
Neil Caudle	.4	134.40	5-8-1	62.5	53	1	17	13.2
<b>Total</b>	<b>.9</b>	<b>135.98</b>	<b>136-246-4</b>	<b>55.3</b>	<b>1830</b>	<b>16</b>	<b>93</b>	<b>203.3</b>
<b>Opponents</b>	<b>.9</b>	<b>108.35</b>	<b>162-297-11</b>	<b>54.5</b>	<b>1732</b>	<b>11</b>	<b>58</b>	<b>192.4</b>

RECEIVING	G	No.	Yds	Avg	TD	Long	Avg/G
Darvin Adams	.9	32	512	16.0	6	37	56.9
Mario Fannin	.9	27	290	10.7	2	82	32.2
Terrell Zachery	.9	22	437	19.9	4	93	48.6
Ben Tate	.9	14	67	4.8	0	13	7.4
Eric Smith	.9	13	191	14.7	0	37	21.2
Tommy Trott	.9	9	84	9.3	2	15	9.3
Onterio McCalebb	.8	5	61	12.2	0	24	7.6
Philip Lutzenkirchen	.9	4	45	11.2	2	17	5.0
Jay Wisner	.9	3	56	18.7	0	24	6.2
Kodi Burns	.9	3	18	6.0	0	8	2.0
Travante Stallworth	.9	2	21	10.5	0	16	2.3
Quindarius Carr	.9	1	32	32.0	0	32	3.6
Emory Blake	.7	1	16	16.0	0	16	2.3
<b>Total</b>	<b>.9</b>	<b>136</b>	<b>1830</b>	<b>13.5</b>	<b>16</b>	<b>93</b>	<b>203.3</b>
<b>Opponents</b>	<b>.9</b>	<b>162</b>	<b>1732</b>	<b>10.7</b>	<b>11</b>	<b>58</b>	<b>192.4</b>

PUNT RETURNS	No.	Yds	Avg	TD	Long
Philip Pierre-Louis	6	25	4.2	0	15
Anthony Gulley	5	24	4.8	0	17
Demond Washington	3	7	2.3	0	9
Mario Fannin	1	-5	-5.0	0	0
<b>Total</b>	<b>15</b>	<b>51</b>	<b>3.4</b>	<b>0</b>	<b>17</b>
<b>Opponents</b>	<b>9</b>	<b>97</b>	<b>10.8</b>	<b>1</b>	<b>29</b>

INTERCEPTIONS	No.	Yds	Avg	TD	Long
Walter McFadden	4	54	13.5	1	29
Neiko Thorpe	1	22	22.0	0	22
Josh Bynes	1	5	5.0	0	5
Jake Ricks	1	21	21.0	0	21
Daren Bates	1	0	0.0	0	0
Antonio Coleman	1	20	20.0	1	20
Craig Stevens	1	15	15.0	1	15
T'Sharvan Bell	1	0	0.0	0	0
<b>Total</b>	<b>11</b>	<b>137</b>	<b>12.5</b>	<b>3</b>	<b>29</b>
<b>Opponents</b>	<b>4</b>	<b>41</b>	<b>10.2</b>	<b>0</b>	<b>21</b>

KICK RETURNS	No.	Yds	Avg	TD	Long
Mario Fannin	11	228	20.7	0	33
Onterio McCalebb	11	272	24.7	0	52
Ben Tate	5	139	27.8	0	36
Terrell Zachery	4	65	16.2	0	19
Philip Pierre-Louis	4	59	14.8	0	25
Demond Washington	3	85	28.3	0	35
Harry Adams	2	53	26.5	0	27
Eric Smith	2	17	8.5	0	14
Tommy Trott	1	7	7.0	0	7
Anthony Gulley	1	24	24.0	0	24
<b>Total</b>	<b>44</b>	<b>949</b>	<b>21.6</b>	<b>0</b>	<b>52</b>
<b>Opponents</b>	<b>49</b>	<b>1182</b>	<b>24.1</b>	<b>1</b>	<b>82</b>

# 2009 Auburn Football Statistics

FUMBLE RETURNS	No.	Yds	Avg	TD	Long
Neiko Thorpe	0	0	0.0	1	0
<b>Total</b>	<b>0</b>	<b>0</b>	<b>0.0</b>	<b>1</b>	<b>0</b>
<b>Opponents</b>	<b>1</b>	<b>1</b>	<b>1.0</b>	<b>0</b>	<b>1</b>

SCORING	TD	FGs	PATs					Saf	Points
			Kick	Rush	Rcv	Pass	DXP		
Wes Byrum	0	13-14	34-34	0-0	0	0-0	0	0	73
Darvin Adams	6	0-0	0-0	0-0	0	0-0	0	0	36
Ben Tate	6	0-0	0-0	0-0	0	0-0	0	0	36
Kodi Burns	4	0-0	0-0	0-0	0	0-0	0	0	24
Terrell Zachery	4	0-0	0-0	0-0	0	0-0	0	0	24
Onterio McCalebb	4	0-0	0-0	0-0	0	0-0	0	0	24
Tommy Trott	2	0-0	0-0	0-0	0	0-0	0	0	12
Philip Lutzenkirchen	2	0-0	0-0	0-0	0	0-0	0	0	12
Mario Fannin	2	0-0	0-0	0-0	0	0-0	0	0	12
Neil Caudle	1	0-0	0-0	0-0	0	0-0	0	0	6
Craig Stevens	1	0-0	0-0	0-0	0	0-0	0	0	6
Antonio Coleman	1	0-0	0-0	0-0	0	0-0	0	0	6
Neiko Thorpe	1	0-0	0-0	0-0	0	0-0	0	0	6
Walter McFadden	1	0-0	0-0	0-0	0	0-0	0	0	6
Josh Bynes	0	0-0	0-0	0-0	0	0-0	0	1	2
Demond Washington	0	0-0	0-0	0-0	0	0-0	1	0	2
Chris Todd	0	0-0	0-0	0-0	0	0-1	0	0	0
<b>Total</b>	<b>35</b>	<b>13-14</b>	<b>34-34</b>	<b>0-0</b>	<b>0</b>	<b>0-1</b>	<b>1</b>	<b>1</b>	<b>287</b>
<b>Opponents</b>	<b>30</b>	<b>10-16</b>	<b>25-29</b>	<b>0-0</b>	<b>0</b>	<b>0-0</b>	<b>0</b>	<b>0</b>	<b>235</b>

TOTAL OFFENSE	G	Plays	Rush	Pass	Total	Avg/G
Chris Todd	9	255	-84	1702	1618	179.8
Ben Tate	9	193	1067	0	1067	118.6
Onterio McCalebb	8	83	464	0	464	58.0
Kodi Burns	9	58	144	75	219	24.3
Mario Fannin	9	25	197	0	197	21.9
Neil Caudle	4	9	52	53	105	26.2
Terrell Zachery	9	7	97	0	97	10.8
Eric Smith	9	10	55	0	55	6.1
Travante Stallworth	9	3	32	0	32	3.6
Davis Hooper	2	2	-1	0	-1	-0.5
TEAM	4	3	-5	0	-5	-1.2
<b>Total</b>	<b>9</b>	<b>648</b>	<b>2018</b>	<b>1830</b>	<b>3848</b>	<b>427.6</b>
<b>Opponents</b>	<b>9</b>	<b>649</b>	<b>1611</b>	<b>1732</b>	<b>3343</b>	<b>371.4</b>

FIELD GOALS	FGM-FGA	Pct	01-19	20-29	30-39	40-49	50-99	Lg	Blk
Wes Byrum	13-14	92.9	1-1	4-4	3-3	5-6	0-0	49	0

FG SEQUENCE	Auburn	OPPONENTS
Louisiana Tech	(25),(49),(47)	(20),(46)
Mississippi State	--	(29)
West Virginia	(46),(42)	(28)
Ball State	(32)	(33),(37),(33)
Tennessee	(29),(43),46,(19),(22)	39,(26)
Arkansas	(37)	(23)
Kentucky	-	38,49
LSU	(24)	49,(32),52
Ole Miss	(36)	44

Numbers in parentheses indicate field goal was made.

PUNTING	No.	Yds	Avg	Long	TB	FC	I20	Blkd
Clinton Durst	45	1804	40.1	58	3	19	12	0
Chris Todd	2	71	35.5	37	1	0	1	0
TEAM	1	0	0.0	0	0	0	0	1
<b>Total</b>	<b>48</b>	<b>1875</b>	<b>39.1</b>	<b>58</b>	<b>4</b>	<b>19</b>	<b>13</b>	<b>1</b>
<b>Opponents</b>	<b>46</b>	<b>1912</b>	<b>41.6</b>	<b>53</b>	<b>3</b>	<b>9</b>	<b>16</b>	<b>0</b>

KICKOFFS	No.	Yds	Avg	TB	OB	Retn	Net	YdLn
Morgan Hull	50	3064	61.3	3	3			
Wes Byrum	6	399	66.5	1	0			
<b>Total</b>	<b>56</b>	<b>3463</b>	<b>61.8</b>	<b>4</b>	<b>3</b>	<b>1182</b>	<b>39.3</b>	<b>30</b>
<b>Opponents</b>	<b>49</b>	<b>2957</b>	<b>60.3</b>	<b>1</b>	<b>2</b>	<b>949</b>	<b>40.6</b>	<b>29</b>

ALL PURPOSE	G	Rush	Rec	PR	KOR	IR	Tot	Avg/G
Ben Tate	9	1067	67	0	139	0	1273	141.4
Onterio McCalebb	8	464	61	0	272	0	797	99.6
Mario Fannin	9	197	290	-5	228	0	710	78.9
Terrell Zachery	9	97	437	0	65	0	599	66.6
Darvin Adams	9	0	512	0	0	0	512	56.9
Eric Smith	9	55	191	0	17	0	263	29.2
Kodi Burns	9	144	18	0	0	0	162	18.0
Demond Washington	8	0	0	7	85	0	92	11.5
Tommy Trott	9	0	84	0	7	0	91	10.1
Philip Pierre-Louis	5	0	0	25	59	0	84	16.8
Jay Wisner	9	0	56	0	0	0	56	6.2
Walter McFadden	9	0	0	0	0	54	54	6.0
Harry Adams	9	0	0	0	53	0	53	5.9
Travante Stallworth	9	32	21	0	0	0	53	5.9
Neil Caudle	4	52	0	0	0	0	52	13.0
Anthony Gulley	5	0	0	24	24	0	48	9.6
Philip Lutzenkirchen	9	0	45	0	0	0	45	5.0
Quindarius Carr	9	0	32	0	0	0	32	3.6
Neiko Thorpe	9	0	0	0	0	22	22	2.4
Jake Ricks	9	0	0	0	0	21	21	2.3
Antonio Coleman	9	0	0	0	0	20	20	2.2
Emory Blake	7	0	16	0	0	0	16	2.3
Craig Stevens	9	0	0	0	0	15	15	1.7
Josh Bynes	9	0	0	0	0	5	5	0.6
Davis Hooper	2	-1	0	0	0	0	-1	-0.5
TEAM	4	-5	0	0	0	0	-5	-1.2
Chris Todd	9	-84	0	0	0	0	-84	-9.3
<b>Total</b>	<b>9</b>	<b>2018</b>	<b>1830</b>	<b>51</b>	<b>949</b>	<b>137</b>	<b>4985</b>	<b>553.9</b>
<b>Opponents</b>	<b>9</b>	<b>1611</b>	<b>1732</b>	<b>97</b>	<b>1182</b>	<b>41</b>	<b>4663</b>	<b>518.1</b>

# 2009 Auburn Football Statistics

## Defensive Statistics

DEFENSIVE LEADERS	GP	Tackles			TFL/Yds	Sacks	Pass Def			Fumbles		Blkd Kick	Saf
		Solo	Ast	Total			Int-Yds	BrUp	QBH	Rcv-Yds	FF		
46 Craig Stevens	9	44	33	77	7.0-24	1.5-14	1-15	2	6	1-0	1	.	.
17 Josh Bynes	9	44	29	73	3.0-12	1.0-7	1-5	6	3	2-0	.	.	1
15 Neiko Thorpe	9	34	21	55	.	.	1-22	7	.	.	1	.	.
4 Zac Etheridge	9	35	17	52	3.5-11	.	.	1	1	1-0	2	.	.
25 Daren Bates	9	32	19	51	1.5-14	0.5-12	1-0	2	4	1-0	.	.	.
52 Antonio Coleman	9	15	20	35	11.0-40	5.5-29	1-20	2	9	1-0	1	1	.
6 Walter McFadden	9	23	8	31	3.5-10	.	4-54	7	.	.	.	.	.
93 Mike Blanc	9	10	19	29	5.5-21	3.0-17	.	3	5	.	1	.	.
21 Eltoro Freeman	7	14	14	28	2.0-12	1.0-10	.	.	4	.	.	.	.
91 Jake Ricks	9	11	14	25	1.5-6	1.0-6	1-21	1	4	.	1	1	.
49 Michael Goggans	9	8	12	20	2.5-6	1.0-2	.	2	4	.	.	.	.
14 Demond Washington	8	11	9	20	1.0-12	1.0-12	.	3	3	.	.	.	.
90 Nick Fairley	9	6	10	16	2.0-5	.	.	.	4	1-0	.	1	.
45 Antoine Carter	6	9	7	16	3.5-24	1.5-14	.	.	2	.	.	.	.
31 Adam Herring	8	6	6	12	0.5-1	.	.	.	.	.	.	.	.
35 Jonathan Evans	9	6	5	11	.	.	.	.	.	.	.	.	.
11 Mike Slade	8	6	5	11	.	.	.	.	.	.	.	.	.
58 Harris Gaston	4	3	6	9	.	.	.	.	.	.	.	.	.
95 Dee Ford	9	2	6	8	1.5-11	1.0-10	.	.	5	.	.	.	.
8 Harry Adams	9	3	4	7	.	.	.	.	.	.	.	.	.
32 Eric Smith	9	2	4	6	.	.	.	.	1	.	.	.	.
22 T'Sharvan Bell	9	5	1	6	0.5-2	.	1-0	.	.	.	.	.	.
97 Derrick Lykes	9	2	4	6	0.5-0	.	.	.	.	.	.	.	.
98 Zach Clayton	4	3	3	6	1.0-5	.	.	.	.	.	.	.	.
56 Ashton Richardson	9	2	3	5	0.5-1	.	.	.	.	.	.	.	.
96 Chris Humphries	7	3	2	5	1.0-1	.	.	.	.	.	1	.	.
61 Josh Harris	9	3	1	4	.	.	.	.	.	.	.	.	.
24 D'Antoine Hood	5	3	1	4	.	.	.	.	.	.	.	.	.
16 Ikeem Means	7	1	2	3	.	.	.	.	.	.	.	.	.
97 Clinton Durst	9	1	2	3	.	.	.	.	.	.	.	.	.
33 Gabe Barrett	2	1	1	2	.	.	.	.	.	.	.	.	.
38 Jason King	7	1	1	2	.	.	.	.	.	.	.	.	.
36 Wade Christopher	5	.	2	2	.	.	.	.	1	.	.	.	.
82 Jay Wisner	9	2	.	2	.	.	.	.	.	.	.	.	.
20 Drew Cole	2	1	1	2	.	.	.	.	.	.	.	.	.
80 Emory Blake	7	1	1	2	.	.	.	.	.	.	.	.	.
83 Gabe McKenzie	8	1	.	1	.	.	.	.	.	.	.	.	.
75 Andrew McCain	9	.	1	1	.	.	.	.	.	.	.	.	.
89 Darvin Adams	9	.	1	1	.	.	.	.	.	.	.	.	.
73 Lee Ziemba	9	.	1	1	.	.	.	.	.	.	.	.	.
81 Terrell Zachery	9	1	.	1	.	.	.	.	.	.	.	.	.
66 Mike Berry	9	.	1	1	.	.	.	.	.	.	.	.	.
3 DeAngelo Benton	8	.	1	1	.	.	.	.	.	.	.	.	.
44 Ben Tate	9	1	.	1	.	.	.	.	.	.	.	.	.
27 Mario Fannin	9	1	.	1	.	.	.	.	.	.	.	.	.
85 Travante Stallworth	9	.	1	1	.	.	.	.	.	.	.	.	.
37 Morgan Hull	9	1	.	1	.	.	.	.	.	.	.	.	.
51 Watson Downs	2	.	1	1	.	.	.	.	.	.	.	.	.
5 Tommy Trott	9	1	.	1	.	.	.	.	.	.	.	.	.
<b>Total</b>	<b>9</b>	<b>359</b>	<b>300</b>	<b>659</b>	<b>53-218</b>	<b>18-133</b>	<b>11-137</b>	<b>36</b>	<b>56</b>	<b>7-0</b>	<b>8</b>	<b>3</b>	<b>1</b>
<b>Opponents</b>	<b>9</b>	<b>373</b>	<b>308</b>	<b>681</b>	<b>52.0-230</b>	<b>12-108</b>	<b>4-41</b>	<b>32</b>	<b>36</b>	<b>9-1</b>	<b>10</b>	<b>1</b>	<b>.</b>

## Special Teams Tackles

SPECIAL TEAMS	Tackles			SPECIAL TEAMS	Tackles		
	Solo	Ast	Total		Solo	Ast	Total
14 Demond Washington	4	3	7	80 Emory Blake	1	1	2
15 Neiko Thorpe	4	3	7	25 Daren Bates	0	2	2
35 Jonathan Evans	4	1	5	36 Wade Christopher	0	2	2
61 Josh Harris	3	1	4	58 Harris Gaston	0	2	2
8 Harry Adams	2	2	4	8 Anthony Gulley	1	0	1
32 Eric Smith	2	1	3	16 Ikeem Means	1	0	1
56 Ashton Richardson	2	1	3	37 Morgan Hull	1	0	1
4 Zac Etheridge	1	2	3	81 Terrell Zachery	1	0	1
96 Chris Humphries	1	2	3	97 Clinton Durst	1	0	1
11 Mike Slade	0	3	3	3 DeAngelo Benton	0	1	1
22 T'Sharvan Bell	2	0	2	20 Drew Cole	0	1	1
82 Jay Wisner	2	0	2	24 D'Antoine Hood	0	1	1
33 Gabe Barrett	1	1	2	85 Travante Stallworth	0	1	1
38 Jason King	1	1	2	89 Darvin Adams	0	1	1
46 Craig Stevens	1	1	2	95 Dee Ford	0	1	1



# 2009 Scoring Summaries

Plays	Yards	TOP	Qtr	Scoring Play	Plays	Yards	TOP	Qtr	Scoring Play
<b>LOUISIANA TECH</b>					<b>TENNESSEE</b>				
13	69	5:36	1	W. Byrum 25-yard field goal	10	44	3:30	1	W. Byrum 29-yard field goal
10	66	3:27	1	K. Burns 1-yard run	4	4	1:10	1	W. Byrum 43-yard field goal
3	29	0:23	2	W. Byrum 49-yard field goal	9	87	2:32	2	B. Tate 11-yard run
3	98	0:48	3	T. Zachery 93-yard pass from C. Todd	7	55	2:31	3	W. Byrum 19-yard field goal
7	22	1:36	3	W. Byrum 47-yard field goal	8	70	2:25	4	T. Zachery 11-yard pass from C. Todd
9	72	3:07	4	D. Adams 17-yard pass from C. Todd	9	35	3:32	4	W. Byrum 22-yard field goal
13	65	5:02	4	O. McCaleb 3-yard run	<b>ARKANSAS</b>				
<b>MISSISSIPPI STATE</b>					8	44	2:08	2	W. Byrum 37-yard field goal
8	73	3:11	1	K. Burns 1-yard run	8	67	2:42	3	B. Tate 1-yard run
--	--	--	1	A. Coleman 20-yard interception return	1	60	0:13	3	B. Tate 60-yard run
5	80	1:36	2	O. McCaleb 48-yard run	3	66	0:59	3	O. McCaleb 3-yard run
8	78	1:13	2	K. Burns 1-yard run	<b>KENTUCKY</b>				
7	81	2:51	3	P. Lutzenkirchen 13-yard pass from K. Burns	--	--	--	1	N. Thorpe 69-yard blocked FG return
4	72	1:22	3	B. Tate 35-yard run	14	48	5:20	2	B. Tate 1-yard run
13	75	5:19	4	K. Burns 1-yard run	<b>LSU</b>				
<b>WEST VIRGINIA</b>					9	53	4:20	3	W. Byrum 24-yard field goal
9	38	2:55	1	W. Byrum 46-yard field goal	8	59	2:16	4	P. Lutzenkirchen 1-yard pass from N. Caudle
6	45	1:50	1	D. Adams 16-yard pass from C. Todd	<b>OLE MISS</b>				
6	43	2:30	2	W. Byrum 42-yard field goal	7	41	2:25	1	W. Byrum 36-yard field goal
11	68	3:24	2	D. Adams 4-yard pass from C. Todd	6	90	1:43	2	D. Adams 28-yard pass from C. Todd
2	86	0:49	3	M. Fannin 82-yard pass from C. Todd	3	61	0:35	3	T. Trott 14-yard pass from K. Burns
3	19	0:54	4	D. Adams 17-yard pass from C. Todd	--	--	--	3	W. McFadden 29-yard interception return
--	--	--	4	C. Stevens 15-yard interception return	3	67	0:57	3	B. Tate 53-yard run
<b>BALL STATE</b>					--	--	--	3	D. Washington PAT return
4	28	0:50	1	T. Trott 6-yard pass from C. Todd	Average Scoring Drive: Plays: 6.8 Yards: 60.2 Time: 2:18				
6	78	1:50	2	T. Zachery 46-yard pass from C. Todd					
--	--	--	2	J. Bynes safety					
2	63	0:33	2	O. McCaleb 1-yard run					
3	77	0:31	2	T. Zachery 65-yard pass from C. Todd					
9	49	2:28	2	W. Byrum 32-yard field goal					
10	76	3:21	3	D. Adams 26-yard pass from C. Todd					
4	72	1:41	3	M. Fannin 36-yard pass from C. Todd					
5	74	2:55	4	N. Caudle 52-yard run					

## 2009 Starting Lineups

### Offense

	WR	TE	LT	LG	C	RG	RT	WR	HB	QB	TB
LOUISIANA TECH	Zachery	Trott	Ziamba	Berry	Pugh	Isom	McCain	Adams	Fannin	Todd	Tate
MISSISSIPPI STATE	Burns	Trott	Ziamba	Berry	Pugh	Isom	McCain	Adams	E. Smith	Todd	McCaleb
WEST VIRGINIA	Zachery	Trott	Ziamba	Berry	Pugh	Isom	McCain	Hawthorne	E. Smith	Todd	Tate
BALL STATE	Zachery	Wisner (WR)	Ziamba	Berry	Pugh	Sullen	McCain	Adams	Fannin	Todd	Tate
at Tennessee	Zachery	Trott	Ziamba	Berry	Pugh	Eddins	McCain	Wisner	Fannin	Todd	Tate
at Arkansas	Burns	Trott	Ziamba	Berry	Pugh	Isom	McCain	Adams	E. Smith	Todd	Tate
KENTUCKY	Zachery	Trott	Ziamba	Berry	Pugh	Isom	McCain	Burns	E. Smith	Todd	Tate
at LSU	Zachery	Trott	Ziamba	Berry	Pugh	Isom	McCain	Adams	Fannin	Todd	Tate
OLE MISS	Burns	Trott	Ziamba	Berry	Pugh	Isom	McCain	Adams	E. Smith	Todd	Fannin

### FURMAN

at Georgia

ALABAMA

### Defense

	LE	LT	NG	RE	LB	LB	LB	CB	S	S	CB
LOUISIANA TECH	Coleman	Fairley	Ricks	Goggans	Stevens	Bynes	Herring	McFadden	Etheridge	Bates	Thorpe
MISSISSIPPI STATE	Coleman	Blanc	Ricks	Goggans	Stevens	Bynes	Herring	McFadden	Etheridge	Bates	Thorpe
WEST VIRGINIA	Coleman	Blanc	Ricks	Goggans	Stevens	Bynes	Freeman	McFadden	Etheridge	Bates	Thorpe
BALL STATE	Coleman	Blanc	Ricks	Goggans	Stevens	Bynes	Freeman	McFadden	Etheridge	Bates	Thorpe
at Tennessee	Coleman	Blanc	Ricks	Goggans	Stevens	Bynes	Freeman	McFadden	Etheridge	Bates	Thorpe
at Arkansas	Coleman	Blanc	Ricks	Goggans	Stevens	Bynes	Herring	McFadden	Etheridge	Bates	Thorpe
KENTUCKY	Coleman	Blanc	Ricks	Carter	Stevens	Bynes	Herring	McFadden	Etheridge	Bates	Thorpe
at LSU	Coleman	Blanc	Ricks	Carter	Stevens	Bynes	Freeman	McFadden	Etheridge	Bates	Thorpe
OLE MISS	Coleman	Blanc	Ricks	Carter	Stevens	Bynes	Freeman	McFadden	Etheridge	Bates	Thorpe

### FURMAN

at Georgia

ALABAMA

# 2009 Game-By-Game Team Statistics

Game	Score	First Downs		Rushing No-Yds-TD	Passing			Total Off. PI-Yds	Punts No-Avg	Fum. F/L	Penalties No-Yds	3rd Dns	Time of Poss
		Tot	Ru-Pa-Pe		C-A-I	Yds	TD						
Louisiana Tech at Auburn	13 37	19 27	6-8-5 17-9-1	37-6-0 52-301-2	18-33-1 17-27-0	149 255	1 2	70-245 79-556	6-38.3 2-41.0	3/1 3/2	3-30 8-87	5-14 8-13	31:23 28:37
Mississippi State at Auburn	24 49	14 29	6-7-1 18-8-3	38-167-1 59-390-5	11-21-2 11-24-0	130 199	1 1	59-297 83-589	6-45.2 5-28.8	0/0 2/0	10-89 5-40	5-14 6-13	28:57 31:03
West Virginia at Auburn	30 41	23 20	11-11-1 7-12-1	39-207-3 41-100-0	24-41-5 17-33-1	302 300	1 4	80-509 74-400	2-49.5 5-44.0	1/1 1/0	4-45 5-37	10-15 9-18	32:45 27:15
Ball State at Auburn	30 54	19 21	10-6-3 10-11-0	44-146-2 34-254-2	18-30-0 21-29-1	114 306	1 5	74-260 63-560	4-41.2 2-43.5	2/2 2/1	4-23 9-86	5-15 4-10	35:56 24:04
at Tennessee Auburn	22 26	19 24	6-12-1 11-13-0	29-151-1 48-224-1	20-44-0 20-35-0	259 235	2 1	73-410 83-459	8-41.8 6-42.5	1/1 2/0	4-30 3-35	4-17 6-17	25:14 34:46
at Arkansas Auburn	44 23	28 15	12-10-6 9-5-1	45-221-4 35-242-3	24-37-1 15-29-0	274 133	2 0	82-495 64-375	4-41.0 7-39.0	1/0 4/3	5-45 8-56	5-13 4-14	38:27 21:33
Kentucky at Auburn	21 14	21 16	15-5-1 12-4-0	49-282-3 49-220-1	9-22-0 11-25-1	75 95	0 0	71-357 74-315	6-41.0 7-35.7	1/0 0/0	0-0 10-76	3-14 6-18	32:35 27:25
at LSU Auburn	31 10	22 15	5-14-3 9-5-1	32-122-2 41-112-0	22-34-0 11-20-1	254 81	2 1	66-376 61-193	4-35.2 7-39.7	1/1 3/2	9-49 7-64	6-15 4-13	31:11 28:49
Ole Miss at Auburn	20 33	19 18	11-7-1 8-9-1	39-219-1 43-175-1	16-35-2 13-24-0	175 226	1 2	74-394 67-401	6-43.7 7-40.9	3/1 2/1	6-54 6-43	3-15 5-15	33:16 26:44
Furman at Auburn													
at Georgia Auburn													
Alabama at Auburn													

## Miscellaneous Statistics

### Average Time of Possession (by Quarter)

	<u>1</u>	<u>2</u>	<u>3</u>	<u>4</u>	<u>Total</u>
AUBURN	6:57	6:21	7:08	7:20	27:48
Opponent	8:02	8:38	7:51	7:39	32:11

### Third Down Conversions (by Quarter)

	<u>1</u>	<u>2</u>	<u>3</u>	<u>4</u>	<u>Total</u>
AUBURN	10 of 34	14 of 34	13 of 30	15 of 33	52 of 131
<i>Pct.</i>	<b>29.4</b>	<b>41.2</b>	<b>43.3</b>	<b>45.5</b>	<b>39.7</b>
Opponents	10 of 29	10 of 35	10 of 33	16 of 35	46 of 132
<i>Pct.</i>	<b>34.5</b>	<b>28.6</b>	<b>30.3</b>	<b>45.7</b>	<b>34.8</b>

### Third Down Conversions (by Yardage)

<u>Yards to go</u>	<u>1-3</u>	<u>4-6</u>	<u>7-10</u>	<u>11+</u>	<u>Total</u>
AUBURN	28 of 40	12 of 30	10 of 38	2 of 23	52 of 131
<i>Pct.</i>	<b>70.0</b>	<b>40.0</b>	<b>26.3</b>	<b>8.7</b>	<b>39.7</b>
Opponents	15 of 31	11 of 28	16 of 52	4 of 21	46 of 132
<i>Pct.</i>	<b>48.4</b>	<b>39.3</b>	<b>30.8</b>	<b>19.0</b>	<b>34.8</b>

### Turnovers

Takeaways — 18, Giveaways — 13  
 Difference — +5  
 Points Off TOs — AU 55, Opp. 40  
 Points Off TOs/Game — AU 6.1, Opp. 4.4

### Kickoffs

Kickoffs — 56  
 Byrum — 6 KO, 1 TB, 0 OB  
 Hull — 50 KO, 3 TB, 3 OB  
 Touchbacks — 4  
 Out of Bounds — 3  
 Opp. Returns — 49 for 1182 yards (24.1)  
 On-side kicks — 0-for-0

### Red Zone

AU Scores/Times in Red Zone: 26/28 (.929)  
 AU TDs/Times in Red Zone: 19/28 (.679)  
 Scores (26): 19 TD, 7 FG  
 Non-Scores (2): 2 Fumbles  
 Opp. Scores/Times in Red Zone: 30/32 (.938)  
 Opp. TDs/Times in Red Zone: 21/32 (.656)  
 Scores (30): 21 TD, 9 FG  
 Non-Scores (2): INT, Fumble

# 2009 Game-By-Game Individual Statistics

## Rushing

<u>No.-Yds. TD</u>	<u>#18 Burns</u>	<u>#27 Fannin</u>	<u>#23 McCalebb</u>	<u>#32 Smith</u>	<u>#44 Tate</u>	<u>#12 Todd</u>
LOUISIANA TECH	8-23, 1	0-0, 0	22-148, 1	DNP	20-117, 0	1-3, 0
MISSISSIPPI STATE	9-32, 3	9-75, 0	16-114, 1	3-8, 0	20-157, 1	1-6, 0
WEST VIRGINIA	7-10, 0	1-0, 0	8-20, 0	0-0, 0	19-75, 0	5-(-14), 0
BALL STATE	1-2, 0	0-0, 0	8-83, 1	7-47, 0	13-63, 0	1-2, 0
at Tennessee	5-16, 0	1-32, 0	31-51, 0	0-0, 0	25-128, 1	3-(-13), 0
at Arkansas	2-7, 0	0-0, 0	6-23, 1	0-0, 0	22-184, 2	4-(-32), 0
KENTUCKY	6-37, 0	2-(-1), 0	7-22, 0	0-0, 0	31-132, 1	2-15, 0
at LSU	6-17, 0	6-56, 0	3-3, 0	0-0, 0	18-67, 0	7-(-24), 0
OLE MISS	2-2, 0	6-35, 0	DNP	0-0, 0	25-144, 1	5-(-27), 0
FURMAN						
at Georgia						
ALABAMA						

## Receiving

<u>No.-Yds. TD</u>	<u>#89 Adams</u>	<u>#18 Burns</u>	<u>#27 Fannin</u>	<u>#13 Hawthorne</u>	<u>#82 Wisner</u>	<u>#81 Zachery</u>
LOUISIANA TECH	4-65, 1	0-0, 0	8-82, 0	DNP	0-0, 0	3-98, 1
MISSISSIPPI STATE	5-116, 0	1-2, 0	1-3, 0	DNP	1-24, 0	2-41, 0
WEST VIRGINIA	6-80, 3	1-8, 0	1-82, 1	0-0, 0	1-16, 0	1-15, 0
BALL STATE	5-73, 1	0-0, 0	3-55, 1	0-0, 0	0-0, 0	5-122, 2
at Tennessee	2-29, 0	0-0, 0	6-25, 0	0-0, 0	1-16, 0	2-28, 1
at Arkansas	3-24, 0	0-0, 0	2-(-1), 0	0-0, 0	0-0, 0	2-25, 0
KENTUCKY	3-57, 0	0-0, 0	2-9, 0	0-0, 0	0-0, 0	4-24, 0
at LSU	0-0, 0	0-0, 0	1-0, 0	0-0, 0	0-0, 0	1-1, 0
OLE MISS	4-68, 1	1-8, 0	3-35, 0	0-0, 0	0-0, 0	2-83, 0
FURMAN						
at Georgia						
ALABAMA						

<u>No.-Yds. TD</u>	<u>#43 Lutzenkirchen</u>	<u>#5 Trott</u>	<u>#23 McCalebb</u>	<u>#32 Smith</u>	<u>#44 Tate</u>
LOUISIANA TECH	0-0, 0	0-0, 0	0-0, 0	DNP	2-10, 0
MISSISSIPPI STATE	1-13, 1	0-0, 0	0-0, 0	0-0, 0	0-0, 0
WEST VIRGINIA	0-0, 0	2-20, 0	0-0, 0	4-74, 0	1-5, 0
BALL STATE	1-14, 0	1-6, 1	1-(-3), 0	0-0, 0	3-18, 0
at Tennessee	0-0, 0	1-13, 0	3-62, 0	3-45, 0	2-17, 0
at Arkansas	0-0, 0	3-16, 0	0-0, 0	1-21, 0	3-16, 0
KENTUCKY	0-0, 0	0-0, 0	1-2, 0	1-3, 0	0-0, 0
at LSU	2-18, 1	1-15, 0	0-0, 0	3-31, 0	2-0, 0
OLE MISS	0-0, 0	1-14, 1	DNP	1-17, 0	1-1, 0
FURMAN					
at Georgia					
ALABAMA					

## Passing

<u>C-A-Yds-Int. TD</u>	<u>#18 Burns</u>	<u>#12 Todd</u>
LOUISIANA TECH	0-1-0-0, 0	17-26-255-0, 2
MISSISSIPPI STATE	1-1-13-0, 1	10-23-186-0, 0
WEST VIRGINIA	1-2-16-0, 0	16-31-284-1, 4
BALL STATE	0-0-0-0, 0	19-26-287-0, 5
at Tennessee	1-3-17-0, 0	19-32-218-0, 1
at Arkansas	0-1-0-0, 0	15-28-133-0, 0
KENTUCKY	1-1-15-0, 0	10-24-80-1, 0
at LSU	0-1-0-0, 0	8-14-47-1, 0
OLE MISS	1-2-14-0, 1	12-22-212-0, 1
FURMAN		
at Georgia		
ALABAMA		

## Field Goals

<u>Made. (Missed)</u>	<u>#18 Byrum</u>
LOUISIANA TECH	25, 49, 47
MISSISSIPPI STATE	--
WEST VIRGINIA	46, 42
BALL STATE	32
at Tennessee	29, 43, (46), 19, 22
at Arkansas	37
KENTUCKY	--
at LSU	24
OLE MISS	36
FURMAN	
at Georgia	
ALABAMA	

## Punting

<u>No.-Avg. In 20</u>	<u>#97 Durst</u>
LOUISIANA TECH	2-41.0, 1
MISSISSIPPI STATE	4-36.0, 2
WEST VIRGINIA	5-44.0, 1
BALL STATE	2-43.5, 0
at Tennessee	5-43.6, 2
at Arkansas	7-39.0, 0
KENTUCKY	7-35.7, 1
at LSU	7-39.7, 3
OLE MISS	6-42.0, 2
FURMAN	
at Georgia	
ALABAMA	

# 2009 Game-By-Game Individual Statistics

## Defensive Linemen

<u>Solo+Ast=Total</u>	<u>#93 Blanc</u>	<u>#45 Carter</u>	<u>#52 Coleman</u>	<u>#90 Fairley</u>	<u>#49 Goggans</u>	<u>#91 Ricks</u>
LOUISIANA TECH	1+1=2	DNP	4+3=7	2+3=5	1+1=2	3+3=6
MISSISSIPPI STATE	1+3=4	DNP	0+3=3	0+0=0	1+3=4	0+1=1
WEST VIRGINIA	2+0=2	DNP	3+3=6	1+2=3	2+1=3	1+1=2
BALL STATE	0+1=1	2+1=3	1+2=3	1+0=1	2+2=4	2+1=3
at Tennessee	1+0=0	1+0=1	0+0=0	0+1=1	1+1=2	0+1=1
at Arkansas	4+0=4	1+0=1	0+0=0	1+2=3	0+2=2	1+0=1
KENTUCKY	0+4=4	1+4=5	2+3=5	1+0=1	1+0=1	2+1=3
at LSU	0+7=7	3+1=4	1+5=6	0+1=1	0+2=2	1+3=4
OLE MISS	2+2=4	1+1=2	4+1=5	0+1=1	0+0=0	2+2=4
FURMAN						
at Georgia						
ALABAMA						

## Linebackers

<u>Solo+Ast=Total</u>	<u>#17 Bynes</u>	<u>#35 Evans</u>	<u>#21 Freeman</u>	<u>#58 Gaston</u>	<u>#31 Herring</u>	<u>#46 Stevens</u>
LOUISIANA TECH	5+3=8	0+1=1	DNP	1+0=1	2+0=2	6+2=8
MISSISSIPPI STATE	2+6=8	0+1=1	2+4=6	1+0=1	1+3=4	4+3=7
WEST VIRGINIA	10+2=12	DNP	1+0=1	0+1=1	1+0=1	8+3=11
BALL STATE	5+1=6	2+0=2	0+0=0	1+5=6	0+0=0	4+2=6
at Tennessee	5+4=9	2+0=2	0+0=0	DNP	0+0=0	5+6=11
at Arkansas	5+3=8	2+0=2	DNP	DNP	2+0=2	9+3=12
KENTUCKY	6+3=9	0+1=1	0+0=0	DNP	1+2=3	3+4=7
at LSU	3+4=7	0+1=1	5+7=12	DNP	DNP	4+3=7
OLE MISS	4+2=6	1+0=1	6+3=9	DNP	0+0=0	5+3=8
FURMAN						
at Georgia						
ALABAMA						

## Defensive Backs

<u>Solo+Ast=Total</u>	<u>#25 Bates</u>	<u>#4 Etheridge</u>	<u>#6 McFadden</u>	<u>#11 Slade</u>	<u>#15 Thorpe</u>	<u>#14 Washington</u>
LOUISIANA TECH	1+2=3	6+2=8	1+1=2	1+2=3	3+0=3	1+1=2
MISSISSIPPI STATE	0+3=3	6+2=8	4+0=4	0+1=1	5+2=7	0+2=2
WEST VIRGINIA	4+0=4	2+1=3	5+0=5	0+0=0	5+2=7	3+2=5
BALL STATE	5+2=7	1+2=3	2+1=3	DNP	5+1=6	2+0=2
at Tennessee	6+1=7	5+1=6	1+4=5	0+0=0	3+4=7	2+2=4
at Arkansas	5+1=6	7+0=7	1+1=2	2+0=2	8+3=11	1+1=2
KENTUCKY	6+2=8	5+2=7	3+0=3	1+1=2	3+1=4	2+0=2
at LSU	0+4=4	3+4=7	2+0=2	0+0=0	2+6=8	2+0=2
OLE MISS	5+4=9	1+2=3	4+1=5	2+1=3	2+0=2	0+1=1
FURMAN						
at Georgia						
ALABAMA						

## Others

<u>Solo+Ast=Total</u>	<u>#22 Bell</u>	<u>#98 Clayton</u>	<u>#20 Cole</u>	<u>#95 Ford</u>
LOUISIANA TECH	1+0=1	DNP	1+1=2	0+1=1
MISSISSIPPI STATE	1+0=1	1+2=3	0+0=0	1+0=1
WEST VIRGINIA	1+0=1	1+0=1	DNP	0+0=0
BALL STATE	1+0=1	1+1=2	DNP	1+3=4
at Tennessee	0+0=0	DNP	DNP	0+0=0
at Arkansas	2+0=2	DNP	DNP	1+1=2
KENTUCKY	0+0=0	DNP	DNP	0+0=0
at LSU	0+0=0	0+0=0	DNP	0+0=0
OLE MISS	0+0=0	DNP	DNP	0+0=0
FURMAN				
at Georgia				
ALABAMA				

## 2009 Player Participation

Player	Pos.	2009 Games Played	2009 Starts	Career Games Played	Career Starts	Consec. Career Starts	Player	Pos.	2009 Games Played	2009 Starts	Career Games Played	Career Starts	Consec. Career Starts
Darvin Adams	WR	9	6	19	6	2	Darrell Roseman	OL	4	-	4	-	-
Gabe Barrett	DB	2	-	2	-	-	Airon Savage	FS	-	-	19	15	-
Daren Bates	DB	9	9	9	9	9	Ryan Shoemaker	P	-	-	13	-	-
T'Sharvan Bell	DB	9	-	9	-	-	Mike Slade	DB	8	-	20	-	-
DeAngelo Benton	WR	8	-	8	-	-	Eric Smith	RB	8	5	20	5	1
Mike Berry	OL	9	9	27	17	14	Vance Smith	OL	2	-	14	2	-
Emory Blake	WR	7	-	7	-	-	Travante Stallworth	WR	9	-	9	-	-
Mike Blanc	DL	9	8	33	14	8	Craig Stevens	LB	9	9	34	29	22
Jorell Bostrom	OL	8	-	8	-	-	John Sullen	OL	9	1	9	1	-
Kodi Burns	QB	9	4	28	12	1	Ben Tate	RB	9	7	43	16	-
Josh Bynes	LB	9	9	26	17	17	Neiko Thorpe	DB	9	9	20	10	9
Wes Byrum	K	9	-	33	-	-	Chris Todd	QB	9	9	16	14	9
Quindarius Carr	WR	9	-	21	-	-	Jamar Travis	DL	6	-	6	-	-
Antoine Carter	DE	6	3	29	4	3	Tommy Trott	TE	9	8	48	30	5
Neil Caudle	QB	4	-	7	-	-	Demond Washington	DB	9	-	9	-	-
Wade Christopher	LB	5	-	7	-	-	Derek Winter	WR	9	-	17	-	-
Zach Clayton	DT	4	-	25	1	-	Jay Wisner	WR	9	2	9	2	-
Drew Cole	DB	2	-	13	-	-	Bailey Woods	TE	7	-	7	-	-
Antonio Coleman	DE	9	9	46	27	11	Terrell Zachery	WR	9	6	22	6	-
Jared Cooper	OL	9	-	15	-	-	Lee Ziemba	OT	9	9	34	34	34
Clayton Crofoot	H	9	-	21	-	-							
John Cubelic	WR	-	-	1	-	-							
John Douglas	RB	9	-	12	1	-							
Watson Downs	LB	2	-	2	-	-							
Clinton Durst	P	9	-	20	-	-							
Bart Eddins	OL	8	1	23	1	-							
Zac Etheridge	SS	9	9	36	33	24							
Jonathan Evans	LB	9	-	9	-	-							
Nick Fairley	DL	9	1	9	1	-							
Mario Fannin	RB	9	5	37	10	2							
Dee Ford	DE	9	-	9	-	-							
Eltoro Freeman	LB	7	5	7	5	2							
Harris Gaston	LB	4	-	4	-	-							
Michael Goggans	DE	9	6	34	18	-							
A.J. Greene	OL	1	-	2	-	-							
Anthony Gulley	WR	7	-	7	-	-							
Josh Harris	DS	9	-	9	-	-							
Tim Hawthorne	WR	7	1	32	5	-							
Adam Herring	LB	8	4	19	4	-							
Robert Hill	DE	1	-	1	-	-							
D'Antoine Hood	DB	6	-	18	1	-							
Davis Hooper	RB	2	-	2	-	-							
Morgan Hull	K	9	-	18	-	-							
Chris Humphries	DL	7	-	7	-	-							
Byron Isom	OL	7	7	19	14	4							
Jason King	RB	7	-	7	-	-							
Philip Lutzenkirchen	TE	9	-	9	-	-							
Derrick Lykes	DL	9	-	9	-	-							
Andrew McCain	OL	9	9	36	9	9							
Onterio McCalebb	RB	8	1	8	1	-							
Walter McFadden	DB	9	9	45	21	21							
Gabe McKenzie	TE	9	-	47	1	-							
Mike McNeil	DB	-	-	25	12	-							
Ikeem Means	DB	8	-	8	-	-							
Andrew Parmer	OL	1	-	1	-	-							
Philip Pierre-Louis	WR	5	-	6	-	-							
Blake Poole	DB	1	-	1	-	-							
Ryan Pugh	OL	9	9	29	28	24							
Spencer Pybus	LB	-	-	12	-	-							
Ashton Richardson	LB	9	-	9	-	-							
Jake Ricks	DT	9	9	40	9	9							

<b>Top Ten Career Games Played (Active)</b>		
1.	Tommy Trott	48
2.	Gabe McKenzie	46
	Antonio Coleman	46
4.	Walter McFadden	45
5.	Ben Tate	43
6.	Jake Ricks	40
7.	Mario Fannin	37
8.	Zac Etheridge	36
	Andrew McCain	36
10.	Michael Goggans	34
	Craig Stevens	34
	Lee Ziemba	34

<b>Top Ten Career Games Started (Active)</b>		
1.	Lee Ziemba	34
2.	Zac Etheridge	33
3.	Tommy Trott	30
4.	Craig Stevens	29
5.	Ryan Pugh	28
6.	Antonio Coleman	27
7.	Walter McFadden	21
8.	Michael Goggans	19
9.	Mike Berry	17
	Josh Bynes	17

<b>Top Five Consecutive Starts (Active)</b>		
1.	Lee Ziemba	34
2.	Zac Etheridge	24
	Ryan Pugh	24
4.	Craig Stevens	22
5.	Walter McFadden	21

# 2009 Superlatives

## Auburn Team Superlatives

Points Scored	.54	vs. Ball State (9/26)
Low	.10	at LSU (10/24)
First Downs	.29	vs. Mississippi State (9/12)
Low	.15	at Arkansas (10/10)
		at LSU (10/24)
Rushing Plays	.59	vs. Mississippi State (9/12)
Low	.34	vs. Ball State (9/26)
Net Rushing Yards	.390	vs. Mississippi State (9/12)
Low	.100	vs. West Virginia (9/19)
Passes Attempted	.35	at Tennessee (10/3)
Low	.20	at LSU (10/24)
Passes Completed	.21	vs. Ball State (9/26)
Low	.11	three times
		last at LSU (10/24)
Had Intercepted	.1	four times
		last at LSU (10/24)
Low	.0	five times
		last vs. Ole Miss (10/31)
Net Passing Yards	.306	vs. Ball State (9/26)
Low	.81	at LSU (10/24)
Total Offensive Plays	.83	vs. Mississippi State (9/12)
		at Tennessee (10/3)
Low	.61	at LSU (10/24)
Total Net Offense	.589	vs. Mississippi State (9/12)
Low	.193	at LSU (10/24)
Fumbles	.4	at Arkansas (10/10)
Low	.0	vs. Kentucky (10/17)
Fumbles Lost	.3	at Arkansas (10/10)
Low	.0	four times
		last vs. Kentucky (10/17)
Penalties	.10	vs. Kentucky (10/17)
Low	.3	at Tennessee (10/3)
Penalty Yards	.87	vs. Louisiana Tech (9/5)
Low	.35	at Tennessee (10/3)

## Auburn Individual Superlatives

Rushing Attempts	.31	by Ben Tate vs. Kentucky (10/17)
Net Rushing Yards	.184	by Ben Tate at Arkansas (10/10)
Rushing TDs	.3	by Kodi Burns vs. Mississippi St. (9/12)
Pass Attempts	.32	by Chris Todd at Tennessee (10/3)
Pass Completions	.19	by Chris Todd vs. Ball State (9/26)
		by Chris Todd at Tennessee (10/3)
Had Intercepted	.1	four times
		last by Chris Todd at LSU (10/24)
Net Passing Yards	.287	by Chris Todd vs. Ball State (9/26)
Passing TDs	.5	by Chris Todd vs. Ball State (9/26)
Receptions	.8	by Mario Fannin vs. La Tech (9/5)
Receiving Yards	.122	by Terrell Zachery vs. Ball State (9/26)
TD Receptions	.3	by Darvin Adams vs. W. Virginia (9/19)
Punts	.7	three times
		last by Clinton Durst at LSU (10/24)
Punt Average	.44.0	by Clinton Durst vs. West Virginia (9/19)
Punts Inside 20	.3	by Clinton Durst at LSU (10/24)
Punt Returns	.3	by D. Washington vs. Mississippi St. (9/12)
Punt Return Yards	.24	by Anthony Gulley vs. W. Virginia (9/19)
Kickoff Returns	.4	by O. McCalebb vs. Mississippi St. (9/12)
		by Mario Fannin at Arkansas (10/10)
Kickoff Return Yards	.91	by O. McCalebb at Tennessee (10/3)
FG Attempts	.5	by Wes Byrum at Tennessee (10/3)
FG Made	.4	by Wes Byrum at Tennessee (10/3)
Interceptions	.2	by Walter McFadden vs. Ole Miss (10/31)
Interception Yards	.58	by Walter McFadden vs. Ole Miss (10/31)

## Auburn Individual Long Plays

Rushing	.62	by Onerio McCalebb vs. Ball State (9/26)
Passing	.93	by Chris Todd vs. La Tech (9/5)
Receiving	.93	by Terrell Zachery vs. La Tech (9/5)
Field Goal	.49	by Wes Byrum vs. La Tech (9/5)
Punt	.58	by Clinton Durst at LSU (10/24)
Punt Return	.17	by Anthony Gulley vs. W. Virginia (9/19)
Kickoff Return	.52	by O. McCalebb at Tennessee (10/3)
Interception Return	.29	by Walter McFadden vs. Ole Miss (10/31)

## Opponent Team Superlatives

Points Scored	.44	by Arkansas (10/10)
Low	.13	by Louisiana Tech (9/5)
First Downs	.28	by Arkansas (10/10)
Low	.14	by Mississippi State (9/12)
Rushing Plays	.49	by Kentucky (10/17)
Low	.29	by Tennessee (10/3)
Net Rushing Yards	.282	by Kentucky (10/17)
Low	.96	by Louisiana Tech (9/5)
Passes Attempted	.44	by Tennessee (10/3)
Low	.21	by Mississippi State (9/12)
Passes Completed	.24	by West Virginia (9/19)
		by Arkansas (10/10)
Low	.9	by Kentucky (10/17)
Had Intercepted	.5	by West Virginia (9/19)
Low	.0	four times
		last by LSU (10/24)
Net Passing Yards	.302	by West Virginia (9/19)
Low	.75	by Kentucky (10/17)
Total Offensive Plays	.82	by Arkansas (10/10)
Low	.59	by Mississippi State (9/12)
Total Net Offense	.509	by West Virginia (9/19)
Low	.245	by Louisiana Tech (9/5)
Fumbles	.3	by Louisiana Tech (9/5)
		by Ole Miss (10/31)
Low	.0	by Mississippi State (9/12)
Fumbles Lost	.2	by Ball State (9/26)
Low	.0	three times
		last by Kentucky (10/17)
Penalties	.10	by Mississippi State (9/12)
Low	.0	by Kentucky (10/17)
Penalty Yards	.89	by Mississippi State (9/12)
Low	.0	by Kentucky (10/17)

## Opponent Individual Superlatives

Rushing Attempts	.22	by Dexter McCluster of Ole Miss (10/31)
Net Rushing Yards	.186	by Dexter McCluster of Ole Miss (10/31)
Rushing TDs	.3	by Noel Devine of West Virginia (9/19)
Pass Attempts	.43	by Jonathan Crompton of Tennessee (10/3)
Pass Completions	.24	by Ryan Mallett of Arkansas (10/10)
Had Intercepted	.4	by Jarrett Brown of West Virginia (9/19)
Net Passing Yards	.274	by Ryan Mallett of Arkansas (10/10)
Passing TDs	.2	three times
		last by Jordan Jefferson of LSU (10/24)
Receptions	.12	by Jock Sanders of West Virginia (9/19)
Receiving Yards	.115	by Jock Sanders of West Virginia (9/19)
TD Receptions	.1	11 times
Punts	.8	by Chad Cunningham of Tennessee (10/3)
Punt Average	.49.5	by Scott Kozlowski of West Virginia (9/19)
Punts Inside 20	.4	by Chad Cunningham of Tennessee (10/3)
		by Ryan Tydlacka of Kentucky (10/17)
Punt Returns	.3	by Marshay Green of Ole Miss (10/31)
Punt Return Yards	.43	by Marshay Green of Ole Miss (10/31)
Kickoff Returns	.7	by Leon Berry of Mississippi State (9/12)
		by Eric Williams of Ball State (9/26)
Kickoff Return Yards	.186	by Leon Berry of Mississippi State (9/12)
FG Attempts	.3	by Ian McGarvey of Ball State (9/26)
		by Josh Jasper of LSU (10/24)
FG Made	.3	by Ian McGarvey of Ball State (9/26)
Interceptions	.1	four times
		last by Chris Hawkins of LSU (10/24)
Interception Yards	.21	by Jason Pinkston of Ball State (9/26)

## Opponent Individual Long Plays

Rushing	.79	by Dexter McCluster of Ole Miss (10/31)
Passing	.58	by Jarrett Brown of West Virginia (9/19)
Receiving	.58	by Brad Starks of West Virginia (9/19)
Field Goal	.46	by Matt Nelson of Louisiana Tech (9/5)
Punt	.53	by Chad Cunningham of Tennessee (10/3)
		by Tyler Campbell of Ole Miss (10/31)
Punt Return	.29	by Marshay Green of Ole Miss (10/31)
Kickoff Return	.82	by Jesse Grandy of Ole Miss (10/31)
Interception Return	.21	by Jason Pinkston of Ball State (9/26)

## 2009 Plays Of 20+ Yards

Yards	Type	Player(s)	Opponent	Qtr.
93 (TD)	pass	Terrell Zachery from Chris Todd	Louisiana Tech	3rd
82 (TD)	pass	Mario Fannin from Chris Todd	West Virginia	3rd
65 (TD)	pass	Terrell Zachery from Chris Todd	Ball State	2nd
62	run	Onterio McCalebb	Ball State	2nd
60 (TD)	run	Ben Tate	Arkansas	3rd
60	run	Terrell Zachery	Arkansas	3rd
53 (TD)	run	Ben Tate	Ole Miss	3rd
52 (TD)	run	Neil Caudle	Ball State	4th
48 (TD)	run	Onterio McCalebb	Mississippi State	2nd
46 (TD)	pass	Terrell Zachery from Chris Todd	Ball State	2nd
42	pass	Terrell Zachery from Chris Todd	Ole Miss	2nd
41	pass	Terrell Zachery from Chris Todd	Ole Miss	3rd
37	pass	Eric Smith from Chris Todd	West Virginia	2nd
37	pass	Darvin Adams from Chris Todd	Kentucky	4th
36 (TD)	pass	Mario Fannin from Chris Todd	Ball State	3rd
35 (TD)	run	Ben Tate	Mississippi State	3rd
33	pass	Terrell Zachery from Chris Todd	Mississippi State	4th
32	run	Mario Fannin	Tennessee	3rd
32	pass	Quindarius Carr from Chris Todd	Arkansas	3rd
30	pass	Darvin Adams from Chris Todd	Mississippi State	1st
28	pass	Darvin Adams from Chris Todd	Louisiana Tech	4th
28	pass	Darvin Adams from Chris Todd	Mississippi State	2nd
28	pass	Eric Smith from Chris Todd	West Virginia	1st
28	run	Ben Tate	Arkansas	3rd
28 (TD)	pass	Darvin Adams from Chris Todd	Ole Miss	2nd
26	pass	Mario Fannin from Chris Todd	Louisiana Tech	1st
26 (TD)	pass	Darvin Adams from Chris Todd	Ball State	3rd
24	pass	Jay Wisner from Chris Todd	Mississippi State	3rd
24	pass	Onterio McCalebb from Chris Todd	Tennessee	1st
23	run	Mario Fannin	Mississippi State	1st
22	pass	Onterio McCalebb from Chris Todd	Tennessee	2nd
21	pass	Darvin Adams from Chris Todd	Mississippi State	2nd
21	run	Ben Tate	Mississippi State	3rd
21	pass	Eric Smith from Chris Todd	Arkansas	2nd
21	run	Ben Tate	Arkansas	3rd
21	run	Mario Fannin	Ole Miss	4th
20	pass	Mario Fannin from Chris Todd	Louisiana Tech	2nd
20	pass	Darvin Adams from Chris Todd	Mississippi State	2nd
20	run	Ben Tate	Tennessee	2nd
20	pass	Darvin Adams from Chris Todd	Tennessee	4th

### Play Breakdown

#### BY PLAY

Pass.....	26
Run .....	14

#### BY GAME

Louisiana Tech .....	4
Mississippi State .....	10
West Virginia .....	3
Ball State .....	6
at Tennessee .....	5
at Arkansas .....	6
Kentucky .....	1
at LSU .....	0
Ole Miss .....	5
Furman .....	-
at Georgia .....	-
Alabama .....	-

#### BY QUARTER

1st .....	5
2nd .....	14
3rd .....	15
4th .....	6

#### RUSHING

Ben Tate .....	7
Mario Fannin .....	3
Onterio McCalebb .....	2
Neil Caudle .....	1
Terrell Zachery.....	1

#### PASSING

Chris Todd .....	26
------------------	----

#### RECEIVING

Darvin Adams .....	9
Terrell Zachery.....	6
Mario Fannin .....	4
Eric Smith .....	3
Onterio McCalebb .....	2
Quindarius Carr .....	1
Jay Wisner.....	1

# The Last Time ...

## An Auburn Team

**Had 35 First Downs...** vs. Western Carolina, 2002 (37)  
**Had 30 First Downs...** vs. Tennessee, 2004 (31)  
**Had 400 yards rushing...** vs. Mississippi State, 2003 (405)  
**Had 300 yards rushing...** vs. Mississippi State, 2009 (390)  
**Had 300 yards rushing in consecutive games...** vs. Louisiana Tech (301); vs. Mississippi State (390), 2009  
**Had 50 or more rushing attempts...** vs. Louisiana Tech, 2009 (52)  
**Had six or more rushing TDs...** at Kentucky, 2005 (6)  
**Had five or more rushing TDs...** vs. Mississippi State, 2009 (5)  
**Had four or more rushing TDs...** vs. Mississippi State, 2009 (5)  
**Had 350 or more yards passing...** vs. Tennessee, 2004 (374)  
**Had 300 or more yards passing...** vs. Ball State, 2009 (306)  
**Had 50 or more pass attempts...** vs. Mississippi State, 1997 (54)  
**Had 30 or more pass completions...** vs. Arkansas, 1995 (34)  
**Had five TDs passing...** vs. Ball State, 2009 (5)  
**Had four TDs passing...** vs. Ball State, 2009 (5)  
**Had three TDs passing...** vs. Ball State, 2009 (5)  
**Had 500 or more yards total offense...** vs. Ball State, 2009 (560)  
**Had 500 or more yards total offense in consecutive games...** vs. Louisiana Tech (556), vs. Mississippi State, 2009 (589)  
**Had 80 or more total plays...** at Tennessee, 2009 (83)  
**Scored 70 or more points...** vs. Louisiana-Monroe, 2003 (73)  
**Scored 60 or more points...** vs. Ball State, 2005 (63)  
**Scored 50 or more points...** vs. Ball State, 2009 (54)  
**Scored 40 or more points...** vs. Ball State, 2009 (54)  
**Scored 40 or more points in three consecutive games...** vs. Mississippi State (49), vs. West Virginia (41), vs. Ball State (54), 2009  
**Had five or more fumbles...** vs. Southern Miss (5), 2008  
**Did not commit a turnover...** at Tennessee, 2009  
**Had 200-yard rusher and 100-yard receiver in a game...** vs. Syracuse, 2002 (Carnell Williams [202 rush] and Marcel Willis [113 receiving])  
**Had 150-yard rusher and 150-yard receiver in a game...** at Arkansas, 2001 (Carnell Williams [177 rush] and Tim Carter [156 receiving])  
**Had 100-yard receiver and 100-yard rusher in a game...** vs. Mississippi State, 2009 (Ben Tate [157 rush], Onterio McCalebb [114 rush], Darvin Adams [116 rec])  
**Had two 100-yard rushers in a game...** vs. Mississippi State, 2009 (Ben Tate [157] and Onterio McCalebb [114])  
**Had two 150-yard rushers in a game...** vs. Mississippi State, 2003 (Brandon Jacobs [182] and Carnell Williams [164])  
**Had three 100-yard rushers in a game ...** vs. Maryland, 1983 (Tommie Agee [219], Lionel James [115] and Bo Jackson [105])  
**Had two 100-yard receivers in a game...** vs. LSU, 1999 (Ronney Daniels [120] and Markeith Cooper [105])  
**Had a 60-yard run and a 60-yard pass in a game ...** vs. Ball State, 2009 (Onterio McCalebb 62 rush, Chris Todd to Terrell Zachery 65 pass)  
**Had three players with 2 rushing TDs...** vs. Louisiana-Monroe, 2003 (Carnell Williams [2], Brandon Jacobs [2], Tre Smith [2])  
**Had two players with seven or more catches in a game ...** Courtney Taylor vs. Alabama, 2003 (7), Silas Daniels vs. Alabama, 2003 (7)  
**Scored a touchdown on offense, defense and special teams...** vs. Louisiana-Monroe, 2008 (2 offense [1 pass, 1 rush], 1 defense [fumble return], 1 special team [punt return])  
**Scored on the first offensive play ...** vs. Alabama, 2003 (Carnell Williams, 80 yard run)  
**Returned a punt for a TD...** vs. Louisiana-Monroe, 2008 (Robert Dunn) [66 yards]  
**Returned a kickoff for a TD...** vs. Tennessee-Martin, 2008 (Tristan Davis) [95 yards]  
**Returned opening kickoff for a TD...** vs. Tennessee-Martin, 2008 (Tristan Davis) [95 yards]  
**Returned three interceptions for TDs...** vs. LSU, 1994 (Ken Alvis, Fred Smith, Brian Robinson)  
**Returned two interceptions for TDs...** vs. LSU, 1994 (Ken Alvis, Fred Smith, Brian Robinson)  
**Returned an interception for a TD...** vs. Ole Miss, 2009 (Walt McFadden) [29]  
**Returned two fumbles for TDs...** vs. Vanderbilt, 2002 (Spencer Johnson, Karlos Dansby)  
**Returned a fumble for a TD...** vs. Tennessee, 2008 (Jake Ricks) [0]  
**Blocked a punt ...** vs. Florida, 2006 (Jerraud Powers)  
**Blocked two punts...** vs. La-Monroe, 2003 (3 - Justin Fetsko [2], Donnay Young)  
**Blocked three punts ...** vs. La-Monroe, 2003 (3 - Justin Fetsko [2], Donnay Young)  
**Returned a blocked punt for a TD...** vs. Florida, 2006 (Tre Smith)  
**Blocked a field goal ...** vs. Kentucky, 2009 (Jake Ricks)  
**Returned a blocked field goal for a TD...** vs. Kentucky, 2009 (Neiko Thorpe) [69]

**Blocked two field goals in a game...** at Georgia, 2001 (Alton Moore, 2)  
**Blocked a PAT attempt ...** vs. Ole Miss, 2009 (Antonio Coleman)  
**Blocked two PAT attempt ...** vs. LSU, 1998 (Charles Dorsey, 2)  
**Missed a kicking PAT...** vs. Georgia, 2008 (mishandled snap)  
**Had a punt blocked...** at Mississippi State, 2009 (Clinton Durst)  
**Had a field goal blocked...** at Alabama, 2008 (Morgan Hull)  
**Had a successful on-side kick...** at West Virginia, 2008 (Wes Byrum/Wes Byrum)  
**Was held scoreless...** at Alabama, 2008 (0-36)  
**Was held scoreless at Jordan-Hare Stadium...** vs. Southern California, 2003 (0-23)  
**Held an opponent scoreless...** vs. Louisiana-Monroe, 2008 (34-0)  
**Held an opponent scoreless at Jordan-Hare Stadium...** vs. La-Monroe, 2008 (34-0)  
**Held an opponent to five or less first downs...** vs. Ball State, 2001 (5)  
**Held an opponent to 10 or less first downs...** vs. Tennessee, 2008 (9)  
**Intercepted five or more passes...** vs. West Virginia, 2009 (5)  
**Intercepted four or more passes...** vs. West Virginia, 2009 (5)  
**Held an opponent to 300 or less yards total offense...** vs. Ball State, 2009 (260)  
**Held an opponent to 200 or less yards total offense...** vs. Tennessee, 2008 (191)  
**Held an opponent to 150 or less yards total offense...** at Mississippi State, 2008 (116)  
**Held an opponent to 100 or less yards total offense...** vs. Ball State, 2001 (92)  
**Held an opponent to 100 or less yards rushing...** vs. Louisiana Tech, 2009 (96)  
**Held an opponent to 50 or less yards rushing...** vs. Tennessee-Martin, 2008 (38)  
**Held an opponent to negative yards rushing...** vs. Florida, 2001 (-36)  
**Held an opponent to 100 or less yards passing...** vs. Kentucky, 2009 (75)  
**Held an opponent without a touchdown...** at Mississippi State, 2008  
**Scored a safety...** vs. Ball State, 2009 (Josh Bynes)  
**Scored on a fake field goal...** vs. Vanderbilt, 2000 (Duval pass to Diamond)  
**Scored an offensive two-point conversion ...** at Alabama, 2006 (Lee Guess pass from Carl Stewart)  
**Scored two or more offensive two-point conversions...** vs. Florida, 2002 [2]  
**Scored a defensive two-point conversion...** vs. Ole Miss, 2009 (Demond Washington)  
**Had 10 or more penalties...** vs. Vanderbilt, 2007 (11)  
**Had 100 or more penalty yards...** at Ole Miss, 2000 (112)  
**Had 35 minutes time of possession...** at West Virginia, 2008 (35:19)  
**Was involved in a game that ended in a tie...** vs. Georgia, 1994 (23-23)  
**Was involved in an overtime game...** vs. Clemson [Chick-fil-A], 2007 (23-20 win)  
**Won a game without scoring an offensive touchdown ...** at Miss. State, 2008 (3-2)

## An Auburn Player

**Rushed 40 times in a game...** Carnell Williams vs. Syracuse, 2002 (40)  
**Rushed 35 times in a game...** Kenny Irons at Georgia, 2005 (37)  
**Rushed 30 times in a game...** Kenny Irons at Arkansas, 2005 (33)  
**Rushed for 200 yards in a game...** Kenny Irons at LSU, 2005 (218)  
**Rushed for 150 yards in a game...** Ben Tate at Arkansas, 2009 (184)  
**Rushed for 100 yards in a game...** Ben Tate vs. Ole Miss, 2009 (144)  
**Quarterback rushed for 100 yards in a game...** Kodi Burns vs. Tennessee-Martin, 2008 (158)  
**Rushed for 100 yards in five consecutive games...** Kenny Irons vs. Alabama (103), at Georgia (179), at Kentucky (103), vs. Ole Miss (101), at LSU (218), 2005  
**Rushed for 100 yards in four consecutive games...** Kenny Irons vs. Alabama (103), at Georgia (179), at Kentucky (103), vs. Ole Miss (101)  
**Rushed for 100 yards in three consecutive games...** Ben Tate at Tennessee (128), at Arkansas (184), vs. Kentucky, (132), 2009  
**Rushed for 100 yards in consecutive games...** Ben Tate at Arkansas (184), vs. Kentucky, (132), 2009  
**Rushed for 150 yards in three consecutive games...** Carnell Williams vs. Tennessee (185), at Arkansas (150), vs. Mississippi State (164), 2003  
**Rushed for 150 yards in consecutive games...** Kenny Irons at Arkansas (182), at LSU (218), 2005  
**Rushed for 4 or more TDs in a game...** Carnell Williams vs. Mississippi State, 2003 (6)  
**Rushed for 3 or more TDs in a game...** Kodi Burns vs. Mississippi State, 2009 (3)  
**Rushed for 2 or more TDs in four consecutive games...** Carnell Williams vs. Western Carolina (2), vs. Vanderbilt (2), at Miss. State (2), vs. Syracuse (2), 2002  
**Rushed for 2 or more TDs in three consecutive games...** Ronnie Brown at Florida (2), vs. LSU (2), at Ole Miss (3), 2002  
**Passed for 400 yards in a game...** Ben Leard at Georgia, 1999 (416)  
**Passed for 300 yards in a game...** Brandon Cox vs. Georgia Tech, 2005 (342)  
**Attempted 50 passes in a game...** Dameyune Craig vs. Mississippi State, 1997 (54)



# The Last Time ...

**Attempted 40 passes in a game...** Kodi Burns at Ole Miss, 2008 (43)  
**Threw five TDs in a game...** Chris Todd vs. Ball State, 2009 (5)  
**Threw four TDs in a game...** Chris Todd vs. Ball State, 2009 (5)  
**Threw three TDs in a game...** Chris Todd vs. Ball State, 2009 (5)  
**Threw four TDs or more in consecutive games...** Chris Todd vs. West Virginia (4), vs. Ball State (5), 2009  
**Had 400 yards total offense in a game...** Jason Campbell vs. Tennessee, 2004 (431)  
**Had 300 yards total offense in a game...** Kodi Burns at Ole Miss, 2008 (340)  
**Accounted for four or more TDs in a game...** Chris Todd vs. Ball State, 2009 (5)  
**Accounted for three or more TDs in a game...** Chris Todd vs. Ball State, 2009 (5)  
**Caught 15 passes in a game...** Willie Gosha vs. Arkansas, 1995 (17)  
**Caught 10 or more passes in a game...** Ronney Daniels vs. Central Florida, 1999 (10)  
**Caught seven or more passes in a game...** Mario Fannin vs. Louisiana Tech, 2009 (8)  
**Had 200 or more yards receiving in a game...** Ronney Daniels at Georgia, 1999 (249)  
**Had 150 or more yards receiving in a game...** Ben Obomanu vs. Ole Miss, 2003 (150)  
**Had 100 or more yards receiving in a game...** Terrell Zachery vs. Ball State, 2009 (122)  
**Had 100 yards receiving in consecutive games...** Courtney Taylor at Ole Miss (108); vs. Arkansas State (116), 2006  
**Caught four or more TD passes in a game...** Alexander Wright vs. Pacific, 1989 (4)  
**Caught three or more TD passes in a game...** Darvin Adams vs. West Virginia, 2009 (3)  
**Caught two or more TD passes in a game...** Terrell Zachery vs. Ball State, 2009 (2)  
**Caught a TD pass in consecutive games...** Darvin Adams vs. West Virginia, Ball State, 2009; Mario Fannin vs. West Virginia, Ball State, 2009  
**Running back caught a TD pass in consecutive games ...** Mario Fannin vs. West Virginia, Ball State, 2009  
**Tight End caught a TD pass in consecutive games ...** Gabe McKenzie vs. Kansas State; South Florida, 2007  
**Scored 15 or more points kicking...** John Vaughn vs. Washington State, 2006 (16)  
**Scored 10 or more points kicking...** Wes Byrum at Tennessee, 2009 (14)  
**Kicked five or more field goals in a game...** Jaret Holmes vs. UAB, 1996 (5)  
**Kicked four or more field goals in a game...** Wes Byrum at Tennessee, 2009 (4)  
**Had 150 kickoff return yards in a game...** Tristan Davis vs. Arkansas, 2008 (182)  
**Had 100 punt return yards in a game...** Robert Dunn vs. Southern Miss, 2008 (103)  
**Scored four or more TDs...** Carnell Williams vs. Mississippi State, 2003 (6 rush)  
**Scored three or more TDs...** Darvin Adams vs. West Virginia, 2009 (3 receiving)  
**Scored a rushing and receiving TD in a game...** Mario Fannin vs. Georgia, 2008  
**Had an 80-yard run...** Carnell Williams vs. Alabama, 2003 (80)  
**Had a 70-yard run...** Tristan Davis at Kentucky, 2005 (75)  
**Had a 60-yard run...** Ben Tate at Arkansas, 2009 (60); Terrell Zachery at Arkansas, 2009 (60)  
**Completed an 80-yard pass...** Chris Todd to Mario Fannin vs. West Virginia, 2009 (82)  
**Completed a 70-yard pass...** Chris Todd to Mario Fannin vs. West Virginia, 2009 (82)  
**Completed a 60-yard pass...** Chris Todd to Terrell Zachery vs. Ball State, 2009 (65)  
**Kicked a field goal of 50 or more yards...** Wes Byrum vs. Southern Miss, 2008 (52)  
**Kicked a field goal of 50 or more yards in consecutive games...** John Vaughn, 2006; at Mississippi State (55), vs. Washington State (52)  
**Kicked two field goals of 50 or more yards in a game...** Win Lyle vs. Tennessee, 1987 [55, 52]  
**Had a 70-yard punt...** Kody Bliss vs. Tualne, 2006 (71)  
**Had a 60-yard punt...** Ryan Shoemaker vs. New Mexico State, 2007 (67)  
**Blocked a field goal in a game...** Tez Doolittle vs. Georgia, 2008  
**Blocked two field goals in a game...** Alton Moore at Georgia, 2001  
**Blocked a PAT attempt ...** Antonio Coleman vs. Ole Miss, 2009  
**Blocked two PAT attempts ...** Charles Dorsey vs. LSU, 1998 (2)  
**Blocked a punt in a game...** Jerraud Powers vs. Florida, 2006  
**Blocked two punts in a game...** Justin Fetsko vs. Louisiana-Monroe, 2003 (2)  
**Intercepted three or more passes in a game...** Junior Rosegreen at Tennessee, 2004 (4)  
**Intercepted two or more passes in a game...** Walt McFadden vs. Ole Miss, 2009 (2)  
**Intercepted a pass in consecutive games...** Jerraud Powers, 2007; at Georgia; vs. Alabama, 2007  
**Intercepted a pass in three consecutive games...** Jerraud Powers, 2007; vs. Tennessee Tech, at Georgia; vs. Alabama  
**Recovered two fumbles in a game...** Sen'Derrick Marks at Alabama, 2006 (2)  
**Forced two fumbles in a game...** Quentin Groves at Alabama, 2006 (2)

## An Auburn Opponent

**Scored 50 or more points...** Georgia, 1996 (56) [4 OT]  
**Scored 40 or more points...** Arkansas, 2009 (44)  
**Had 350 or more yards rushing...** Arkansas, 2002 (426)  
**Had 300 or more yards rushing...** Arkansas, 2002 (426)  
**Had 250 or more yards rushing...** Kentucky, 2009 (282)  
**Had 50 or more rushing attempts...** Alabama, 2008 (50)  
**Had 400 yards passing...** Louisiana Tech, 2000 (433)  
**Had 350 yards passing...** Tennessee, 2003 (355)  
**Had 300 yards passing...** West Virginia, 2009 (302)  
**Had 50 or more pass attempts...** Kansas State, 2007 (57)  
**Had 40 or more pass attempts...** at Tennessee, 2009 (44)  
**Had 30 or more pass completions...** Kansas State, 2007 (32)  
**Had 25 or more pass completions...** Tennessee-Martin, 2008 (27)  
**Had four or more TDs passing...** Florida, 2000 [SEC Championship] (4)  
**Had three or more TDs passing...** LSU, 2007 (3)  
**Had five passes intercepted...** West Virginia, 2009 (5)  
**Had four passes intercepted...** West Virginia, 2009 (5)  
**Had 600 yards total offense...** Florida, 1996 (625)  
**Had 500 yards total offense...** West Virginia, 2009 (509)  
**Had 400 yards total offense...** Arkansas, 2009 (495)  
**Had five or more fumbles...** South Carolina, 2005 (5)  
**Lost four or more fumbles...** Mississippi State, 2002 (4)  
**Returned a punt for a TD...** LSU, 2005 (Skyler Green, 66 yards)  
**Returned a kickoff for a TD...** Ole Miss, 2009 (Jesse Grandy, 82 yards)  
**Returned an interception for a TD...** Mississippi State, 2007 (Derek Pegues, 20 yards)  
**Returned a fumble for a TD...** Arkansas, 1997 (C.J. McLain, 52 yards)  
**Returned a blocked punt for a TD...** Mississippi State, 2009 (Robert Elliott, 10 yards)  
**Blocked an Auburn punt...** Mississippi State, 2009  
**Blocked an Auburn field goal...** Alabama, 2008 (Bobby Greenwood)  
**Held Auburn to 300 yards total offense...** LSU, 2009 (193)  
**Held Auburn to 200 yards total offense...** LSU, 2009 (193)  
**Held Auburn below 100 yards rushing...** Alabama, 2008 (57)  
**Held Auburn below 50 yards rushing...** Georgia Tech, 2003 (40)  
**Held Auburn to negative yards rushing...** Tennessee, 1997 (-15)  
**Held Auburn below 100 yards passing...** LSU, 2009 (81)  
**Held Auburn to 10 or less first downs...** Alabama, 2008 (8)  
**Had 10 or more penalties...** Arkansas, 2007 (10)  
**Had 100 or more yards in penalties...** Arkansas, 2007 (100)  
**Had two 100-yard rushers in a game...** Kentucky, 2009 [Derrick Locke, 126; Randall Cobb, 109]  
**Had two 100-yard receivers in a game...** Tulane, 2006 [Preston Brown, 139; Damarcus Davis, 126]  
**Had a 100-yard rusher and a 100-yard receiver...** Ole Miss, 2009 [Dexter McCluster, 186 rush; Shay Hodge, 105 rec.]  
**Had a 100-yard rusher and two 100-yard receivers...** Tulane, 2006 [Matt Forte, 117 rush; Preston Brown, 139 rec.; Damarcus Davis, 126 rec.]  
**Did Not Have a Turnover ...** Kentucky, 2009  
**Scored a safety...** Mississippi State, 2008 (Ryan Pugh holding penalty)  
**Scored a two-point conversion...** Alabama, 2005  
**Had 35 minutes time of possession...** Arkansas, 2009 (38:27)

# The Last Time ...

---

## An Opposing Player

Rushed for 200 yards in a game... Noel Devine, West Virginia, 2008 (207)  
Rushed for 150 yards in a game... Dexter McCluster, Ole Miss, 2009 (186)  
Rushed for 100 yards in a game... Dexter McCluster, Ole Miss, 2009 (186)  
Passed for 400 yards in a game... Luke McCown, La. Tech, 2000 (433)  
Passed for 350 yards in a game... Casen Clausen, Tennessee, 2003 (355)  
Passed for 300 yards in a game... Matt Flynn, LSU, 2007 (319)  
Attempted 50 passes in a game... Josh Freeman, Kansas State, 2007 (57)  
Attempted 40 passes in a game... Cade Thompson, Tennessee-Martin, 2008 (46)  
Completed 25 passes in a game... Cade Thompson, Tennessee-Martin, 2008 (27)  
Threw three or more TD passes in a game... Pat White, West Virginia, 2008 (3)  
Had 400 yards total offense... Luke McCown, La. Tech, 2000 (436)  
Had 350 yards total offense... Matt Flynn, LSU, 2007 (353)  
Accounted for 3 or more TDs... Noel Devine, West Virginia, 2009 (3)  
Caught 10 or more passes... Terrance Toliver, LSU, 2009 (9)  
Caught seven or more passes... Shay Hodge, Ole Miss, 2009 (7)  
Had 100 yards receiving... Shay Hodge, Ole Miss, 2009 (105)  
Had 200 yards receiving... Charles Lee, Central Florida, 1999 (203)  
Caught three or more TD passes... Chris Collins, Ole Miss, 2002 (3)  
Scored three TDs... Noel Devine, West Virginia, 2009 (3)  
Had a 90-yard run... Guy Minor, LSU, 1936 (90)  
Had an 80-yard run... C.J. Spiller, Clemson [Chick-fil-A], 2007 (83) [TD]  
Had a 70-yard run... Dexter McCluster, Ole Miss, 2009 (79) [TD]  
Had a 60-yard run... Dexter McCluster, Ole Miss, 2009 (79)  
Completed an 80-yard pass... Bryan Randall to Josh Morgan, Va. Tech, 2004 (80) [TD]  
Completed a 70-yard pass... Bryan Randall to Josh Morgan, Virginia Tech, 2004 (80) [TD]  
Completed a 60-yard pass... Andre' Woodson to Rafael Little, Kentucky, 2005 (65)  
Kicked a 50-yard field goal... Steve Lindsey, Ole Miss, 1997 (52)  
Had a 70-yard punt... Blake McAdams, Mississippi State, 2007 (73)  
Had a 60-yard punt... Blake McAdams, Mississippi State, 2007 (73)  
Made three or more FGs ... Colt David, LSU, 2007 (3)