

Ole Miss

2009 REBEL FOOTBALL

MEDIA RELATIONS

Ole Miss Athletics Media Relations
 P.O. Box 217
 University, MS 38677
 Phone- (662) 915-7522
 Fax- (662) 915-7006

Website: OleMissSports.com
 Twitter: @OleMissNow, @RebelCoachNutt

Langston Rogers, Sr. Assoc. AD/Media Relations
 Kim Ling, Associate Director
 Kyle Campbell, Associate Director
 Bill Bunting, Associate Director
 Joey Jones, Associate Director
 Daniel Snowden, Assistant Director
 Jay D'Abramo, Assistant Director
 Ashley Mangrum, Senior Staff Assistant



#22/24 OLE MISS (5-2, 2-2 SEC) vs. AUBURN (5-3, 2-3 SEC)

Game 8 | 10.31.2009 | Auburn, Ala. | SEC Network



TIME: October 31, 2009, 11:21 a.m. CT

SITE (CAPACITY): Jordan-Hare Stadium (87,451); Auburn, Ala.

TV: SEC Network (Dave Neal, play-by-play; Andre Ware, analyst; Cara Capuano, sideline reporter). The game will also be available on ESPN GamePlan.

RADIO: Ole Miss Radio Network (David Kellum, play-by-play; Harry Harrison, analyst; Stan Sandroni, sideline reporter); Satellite Radio: XM 199, Sirius 215 (Auburn broadcast). ESPN RADIO: (Bill Rosinski, play-by-play; Dennis Franchione, analyst; Joe Schad, sideline reporter).

WEB: OleMissSports.com will provide live stats and live audio on RebelVision. The official Rebel athletics website will also provide a full game recap and photo gallery at the game's conclusion. The game will also be streamed online at ESPN360.com.

POLLS: The Rebels are 22nd in the latest USA Today Coaches ranking, 24th by the Associated Press and 23rd in the Harris Interactive poll. Ole Miss rose to No. 4 in the rankings on Sept. 20 for the first time since sitting fourth in the rankings on October 12, 1970. The last time the Rebels were ranked higher than fourth was September 1964, when the team was the nation's No. 1. The Rebels' No. 4 ranking marked the highest ever by a **Houston Nutt** coached team. Auburn is receiving votes in the USA Today Coaches poll.

SERIES INFO: This meeting will be the 34th all-time between the Rebels and Tigers dating back to 1928, and Auburn holds a 24-9 advantage in the series. Last season, Ole Miss prevailed 17-7 at Vaught-Hemingway Stadium.

The Tigers own an 11-2 advantage over the Rebels in games played in Auburn, including a 17-3 victory two years ago. Overall, Auburn has won 13 of the last 16 meetings dating back to 1993 and 22 of 26 dating back to Auburn's 35-28 win in the 1971 Gator Bowl.

WHAT TO WATCH FOR: The Rebels are 6-6-1 in Halloween games and playing their first since 1998 ... Ole Miss is off to its best start since 2003 ... The Rebels are averaging 527.0 total yards over the last two games ... The Rebel defense ranks third in the nation in pass defense efficiency and ninth in scoring defense ... **Dexter McCluster** is the reigning SEC Offensive Player of the Week ... **Jevan Snead** is averaging 286.0 passing yards over the last two games ... **Joshua Shene** is the lone SEC kicker to remain perfect in field goals, converting all eight.

OLE MISS HEAD COACH HOUSTON NUTT: Houston Nutt (Oklahoma State, 1981) is in his second season at the Ole Miss helm, after being named the University's 36th head football coach on Nov. 28, 2007. His first season in Oxford saw him lead the Rebels to a Cotton Bowl victory and earn SEC Coach of the Year billing for the third time in his career and Region top coaching honors for the fifth time. During his 10 years as the head coach at Arkansas, Nutt guided the Razorbacks to eight bowl berths, three SEC Western Division titles, two SEC Championship game appearances and an average of more than seven wins per season. He also served head coaching stints at Boise State and Murray State, where he captured two OVC Championships. Nutt is 6-5 against Auburn as a head coach.

AUBURN HEAD COACH GENE CHIZIK: Gene Chizik (Florida, 1985) is in his first season as Auburn's head coach. It marks Chizik's second stint on the Plains, as he previously served as defensive coordinator from 2002-04, helping

lead the Tigers to a perfect 13-0 record in 2004 while earning the Frank Broyles Awards as the nation's top assistant coach. Chizik went on to serve as assistant head coach and co-defensive coordinator for Texas. After two seasons in Austin, he was named head coach at Iowa State, where he spent two more years and posted a 5-19 record prior to returning to Auburn. Chizik has never faced Ole Miss as a head coach.

AUBURN SCOUTING REPORT: After opening the year 5-0 and rising as high as No. 17 in the national polls, the Tigers have dropped three straight, including a 31-10 loss at LSU Saturday. Senior RB Ben Tate has been their top offensive weapon and ranks second in the SEC, averaging 115.4 rushing yards per game with five TDs. Senior QB Chris Todd is passing for 186.2 yards per game with 12 TDs and three interceptions. Auburn ranks 11th in the SEC in both total defense and run defense. Junior linebackers Craig Stevens and Josh Byrnes are the team's top tacklers with 69 and 67, respectively.

2009 AUBURN SCHEDULE

| | | |
|----------------|--------------------------------|------------------------|
| Sept. 5 | LOUISIANA TECH [ESPNU] |W, 37-13 |
| Sept. 12 | MISSISSIPPI STATE* [FSS] |W, 49-24 |
| Sept. 19 | WEST VIRGINIA [ESPN2] |W, 41-30 |
| Sept. 26 | BALL STATE [FSS] |W, 54-30 |
| Oct. 3 | at Tennessee* [ESPN] |W, 26-22 |
| Oct. 10 | at Arkansas* [ESPN] |L, 23-44 |
| Oct. 17 | KENTUCKY* [ESPNU] |L, 14-21 |
| Oct. 24 | at #9/10/9 LSU* [ESPN2] |L, 10-31 |
| Oct. 31 | OLE MISS* [SEC Network] |11:21 a.m. |
| Nov. 7 | FURMAN (HC) |TBA |
| Nov. 14 | at Georgia* |TBA |
| Nov. 27 | ALABAMA* [CBS] |1:30 p.m. |

*SEC Game

2009 OLE MISS SCHEDULE

| DATE | OPPONENT (OM Rank/Opp) | TV | SITE | RESULT/TIME | NOTES/SERIES INFORMATION |
|----------|-------------------------------|-------------|------------|-------------|--|
| Sept. 6 | at Memphis (8/NR) | ESPN | Memphis | W, 45-14 | Ole Miss wins fifth straight over Memphis |
| Sept. 19 | SOUTHEASTERN LOUISIANA (5/NR) | CSS | OXFORD | W, 52-6 | Sixth straight non-SEC win in Oxford |
| Sept. 24 | at South Carolina* (4/NR) | ESPN | Columbia | L, 10-16 | Fewest points, total yards since 2007 |
| Oct. 3 | at Vanderbilt* (18/NR) | ESPNU | Nashville | W, 23-7 | VU held to 69 passing yards |
| Oct. 10 | ALABAMA* (16/3) | CBS | OXFORD | L, 3-22 | Fewest Rebel points since 2007 Auburn game |
| Oct. 17 | UAB [HC] | FS South | OXFORD | W, 48-13 | Rebels pile up 501 total yards. |
| Oct. 24 | ARKANSAS* (25/NR) | SEC Network | OXFORD | W, 30-17 | Rebels total 553 yards, most since 2004 |
| Oct. 31 | at Auburn* (22/NR) | SEC Network | Auburn | 11:21 a.m. | Auburn leads 24-9 |
| Nov. 7 | NORTHERN ARIZONA | CSS | OXFORD | 6:30 p.m. | First Meeting |
| Nov. 14 | TENNESSEE* | | OXFORD | TBA | Tennessee leads 43-18-1 |
| Nov. 21 | LSU* | | OXFORD | TBA | LSU leads 55-38-4 |
| Nov. 28 | at Mississippi State* | | Starkville | TBA | Ole Miss leads 60-39-6 |

* - SEC game

[HC] - Homecoming

All Times Central and Subject to Change

TEAM STATISTICS

| OLE MISS | OPPONENT | CATEGORY | AUBURN | OPPONENT |
|----------|----------|---------------------------|---------|----------|
| 145 | 108 | First Downs | 167 | 165 |
| 64 | 53 | By Rushing | 93 | 71 |
| 74 | 45 | By Passing | 67 | 73 |
| 36-292 | 51-354 | Penalties-Yards | 55-481 | 39-311 |
| 10-6 | 14-6 | Fumbles-Lost | 17-8 | 10-6 |
| 261 | 248 | Rushing Attempts | 359 | 313 |
| 1172 | 932 | Rushing Yards | 1843 | 1392 |
| 4.5 | 3.8 | Yards Per Rush | 5.1 | 4.4 |
| 167.4 | 133.1 | Rushing Yards Per Game | 230.4 | 174.0 |
| 207-111 | 220-104 | Pass Attempts-Completions | 222-123 | 262-146 |
| 1573 | 1168 | Passing Yards | 1604 | 1557 |
| 224.7 | 166.9 | Passing Yards Per Game | 200.5 | 194.6 |
| 468 | 468 | Total Offensive Plays | 581 | 575 |
| 2745 | 2100 | Total Offense | 3447 | 2949 |
| 392.1 | 300.0 | Total Offense Per Game | 430.9 | 368.6 |
| 211 | 95 | Total Points | 254 | 215 |

INDIVIDUAL STATISTICS

OLE MISS

| Rushing | Att. | Yds. | Avg. | TD |
|------------------|------|------|------|----|
| Brandon Bolden | 84 | 426 | 5.1 | 1 |
| Dexter McCluster | 60 | 287 | 4.8 | 1 |
| Cordera Eason | 32 | 114 | 3.6 | 1 |

| Passing | Att. | Comp. | Yds. | TD/Int. |
|----------------|------|-------|------|---------|
| Jevan Snead | 194 | 102 | 1440 | 14/11 |
| Nathan Stanley | 12 | 8 | 131 | 1/0 |

| Receiving | Rec. | Yds. | Avg. | TD |
|------------------|------|------|------|----|
| Shay Hodge | 31 | 459 | 14.8 | 4 |
| Dexter McCluster | 23 | 335 | 14.6 | 2 |
| Brandon Bolden | 11 | 138 | 12.5 | 1 |

| Punting | No. | Yds. | Avg. | Long |
|----------------|-----|------|------|------|
| Tyler Campbell | 18 | 791 | 43.9 | 71 |
| Justin Sparks | 11 | 381 | 34.6 | 53 |

| Punt Returns | No. | Yds. | Avg. | Long |
|---------------|-----|------|------|------|
| Marshay Green | 11 | 104 | 9.4 | 36 |

| KO Returns | No. | Yds. | Avg. | Long |
|----------------|-----|------|------|------|
| Jesse Grandy | 11 | 301 | 30.1 | 88 |
| Brandon Bolden | 7 | 162 | 23.1 | 29 |

| Scoring | TD | FG | PAT | Total |
|------------------|----|----|-----|-------|
| Joshua Shene | 0 | 8 | 23 | 47 |
| Shay Hodge | 4 | 0 | 0 | 24 |
| Markeith Summers | 3 | 0 | 0 | 18 |

| Tackles | UT-AT | TT | TFL | Other |
|----------------|-------|----|-----|-------|
| Johnny Brown | 29-17 | 46 | 3.0 | 1 INT |
| Kendrick Lewis | 24-16 | 40 | 1.0 | 5 PD |
| Patrick Trahan | 20-16 | 36 | 5.0 | 4 sck |

AUBURN

| Rushing | Att. | Yds. | Avg. | TD |
|------------------|------|------|------|----|
| Ben Tate | 168 | 923 | 5.5 | 5 |
| Onterio McCalebb | 83 | 464 | 5.6 | 4 |
| Mario Fannin | 19 | 162 | 8.5 | 0 |

| Passing | Att. | Comp. | Yds. | TD/Int. |
|------------|------|-------|------|---------|
| Chris Todd | 204 | 114 | 1490 | 12/3 |
| Kodi Burns | 10 | 4 | 61 | 1/0 |

| Receiving | Rec. | Yds. | Avg. | TD |
|-----------------|------|------|------|----|
| Darvin Adams | 28 | 444 | 15.9 | 5 |
| Mario Fannin | 24 | 255 | 10.6 | 2 |
| Terrell Zachery | 20 | 354 | 17.7 | 4 |

| Punting | No. | Yds. | Avg. | Long |
|---------------|-----|------|------|------|
| Clinton Durst | 39 | 1552 | 39.2 | 58 |

| Punt Returns | No. | Yds. | Avg. | Long |
|-----------------|-----|------|------|------|
| Anthony Gullely | 5 | 24 | 4.8 | 17 |

| KO Returns | No. | Yds. | Avg. | Long |
|------------------|-----|------|------|------|
| Mario Fannin | 11 | 228 | 20.7 | 33 |
| Onterio McCalebb | 11 | 272 | 24.7 | 52 |

| Scoring | TD | FG | PAT | Total |
|--------------|----|----|-----|-------|
| Wes Byrum | 0 | 12 | 30 | 66 |
| Darvin Adams | 5 | 0 | 0 | 30 |
| Ben Tate | 5 | 0 | 0 | 30 |

| Tackles | UT-AT | TT | TFL | Other |
|---------------|-------|----|-----|-------|
| Craig Stevens | 39-30 | 69 | 5.5 | 1 INT |
| Josh Bynes | 40-27 | 67 | 3.0 | 1 sck |
| Neiko Thorpe | 32-21 | 53 | 0.0 | 1 INT |

LAST FIVE MEETINGS

November 1, 2008 • Oxford, Miss. • Ole Miss 17, Auburn 7: Jevan Snead threw two touchdown passes, Cordera Eason rushed for 104 yards and Ole Miss capitalized on a series of fourth-quarter mistakes by Auburn to beat the Tigers 17-7. Ole Miss cornerbacks Cassius Vaughn and Marshay Green each had their first career interceptions, helping to kill drives with the game on the line. Ole Miss' three interceptions of Burns were the most since four in the 2007 season opener against Memphis (see page 9 for full recap).

October 27, 2007 • Auburn, Ala. • Auburn 17, Ole Miss 3: Ole Miss contained No. 23 Auburn's offense, but could not get any offense of its own going as the Tigers prevailed 17-3 at Jordan-Hare Stadium. The Rebels managed just 193 yards of total offense. BenJarvus Green-Ellis led the Rebels with 62 yards on 13 carries. Auburn's Brandon Cox completed 16-of-26 passes for 189 yards and a 34-yard touchdown pass to Rod Smith in the final minutes of the game that sealed the win.

October 28, 2006 • Oxford, Miss. • Auburn 23, Ole Miss 17: Ole Miss tied the game early in the fourth quarter but could not hold off No. 7 Auburn, who slipped by 23-17. The Tigers trailed the Rebels twice, but Auburn con-

verted two third-quarter interceptions into 10 points. John Vaughn's 20-yarder put the Tigers up for good with 7:35 left in fourth quarter and his 29-yarder sealed it with 35 seconds left.

October 29, 2005 • Auburn, Ala. • Auburn 27, Ole Miss 3: No. 19 Auburn allowed only 23 yards rushing and had an early goal line stand in a 27-3 victory over Ole Miss. The Rebels managed just 209 total yards. Brandon Cox and Kenny Irons supplied most of the offense for the Tigers. Cox was 17-of-27 passing for 205 yards and a touchdown and Irons ran for 101 yards and another TD on 32 carries.

October 30, 2004 • Oxford, Miss. • Auburn 35, Ole Miss 14: Jason Campbell rushed for two TDs and passed for another to lead No. 3 Auburn to a 35-14 win over Ole Miss. The Rebels pulled to within seven points early in the fourth quarter when sophomore QB Ethan Flatt connected with junior WR Taye Biddle on a 25-yard TD pass. Ole Miss would then force the Tigers to punt on their ensuing possession, but the Rebels followed by going three-and-out. Campbell followed with a one-yard scoring run, and Williams later added a 29-yard TD run with 5:33 left to ice the game.

TOP REBEL PERFORMANCES VS. AUBURN

Rushing Yards: Lindy Callahan, 9-140 (2 TDs); 11-10-1951
Passing Yards: Paul Head, 27-45-4-297 (2 TDs); 10-28-1995
Total Offense: Paul Head, 301 (4 rush, 297 pass); 10-28-1995
Receptions: Jim Poole, 9-111 (TD); 1-2-1971
Receiving Yards: Cory Peterson, 7-125 (2 TDs); 9-25-1999
All-Purpose Yards: Deuce McAllister, 257; 9-9-2000
Points Scored: 18, 3x, MR: Chris Collins (3 TDs); 11-2-2002
Points Kicking: Hoppy Langley, 9 (3 FGs); 10-1-1997
Kickoff Return Yards: Willie Goodloe, 3-110; 10-5-1985

SERIES HISTORY

Auburn leads 24-9

In Oxford:8-2, Auburn
In Auburn:11-2, Auburn
In Birmingham:1-0, Ole Miss
In Montgomery:1-1, Tied
In Mobile:1-0, Ole Miss
In Memphis:2-0, Ole Miss
In Jackson:3-0, Auburn
In Jacksonville:1-0, Auburn

Longest Ole Miss Win Streak:3, 1949-1952
Longest Auburn Win Streak:9, 1971-1991

Largest Margin of Victory: . . .33 (40-7), 1949 in Montgomery
Largest Margin of Defeat:41 (41-0), 1985 in Auburn

| Year | Site | Score |
|------|-----------------|----------------|
| 1928 | Birmingham | .W, 19-0 |
| 1932 | Montgomery | .L, 7-14 |
| 1949 | Montgomery | .W, 40-7 |
| 1951 | Mobile | .W, 39-14 |
| 1952 | Memphis | .W, 20-7 |
| 1953 | Auburn | .L, 0-13 |
| 1965 | Memphis -1 | .W, 13-7 |
| 1971 | Jacksonville -2 | .L, 28-35 |
| 1972 | Jackson | .L, 13-19 |
| 1973 | Auburn | .L, 7-14 |
| 1976 | Jackson | .L, 0-10 |
| 1977 | Auburn | .L, 15-21 |
| 1984 | Oxford | .L, 13-17 |
| 1985 | Auburn | .L, 0-41 |
| 1990 | Jackson | .L, 10-24 |
| 1991 | Auburn | .L, 13-23 |
| 1992 | Oxford | .W, 45-21 |
| 1993 | Auburn | .L, 12-16 |
| 1994 | Oxford | .L, 17-22 |
| 1995 | Auburn | .L, 13-46 |
| 1996 | Oxford | .L, 28-45 |
| 1997 | Auburn | .L, 9-19 |
| 1998 | Oxford | .L, 0-17 |
| 1999 | Auburn | .W, 24-17 (ot) |
| 2000 | Oxford | .L, 27-35 |
| 2001 | Auburn | .L, 21-27 |
| 2002 | Oxford | .L, 24-31 |
| 2003 | Auburn | .W, 24-20 |
| 2004 | Oxford | .L, 14-35 |
| 2005 | Auburn | .L, 3-27 |
| 2006 | Oxford | .L, 17-23 |
| 2007 | Auburn | .L, 3-17 |
| 2008 | Oxford | .W, 17-7 |

1- Liberty Bowl
 2- Gator Bowl

HALLOWEEN RESULTS

- This game will be the 14th time for Ole Miss to play on Halloween ... The Rebels are 6-6-1 in these encounters.
- Ole Miss' last six Halloween games were against LSU, including the Rebels' most recent Halloween matchup in 1998, when the Rebels prevailed 37-31 in overtime in Oxford ... The Tigers enjoy a 3-2-1 edge in these games.
- The 1959 Halloween meeting between the Rebels and Tigers is one of college football's most memorable games, as LSU's Billy Cannon returned a fourth-quarter punt 89 yards for a TD in a 7-3 Tiger win ... Ole Miss would later have revenge with a 21-0 Sugar Bowl victory over the Tigers to earn its first national title with a 10-1 record.
- Ole Miss is 4-3-1 in Halloween day games and 2-3 at night.
- The following is the Rebels' all-time Halloween results:

| | |
|------|---------------------------------------|
| 1908 | Tulane 0, Ole Miss 10 (New Orleans) |
| 1914 | Oauchita 7, Ole Miss 0 (Memphis) |
| 1919 | Ole Miss 25, Union 6 (Oxford) |
| 1925 | Vanderbilt 7, Ole Miss 0 (Nashville) |
| 1936 | Ole Miss 24, Centenary 7 (Shreveport) |
| 1942 | Ole Miss 48, Memphis 0 (Oxford) |
| 1953 | Ole Miss 27, LSU 16 (Baton Rouge) |
| 1959 | LSU 7, Ole Miss 3 (Baton Rouge) |
| 1964 | LSU 11, Ole Miss 10 (Baton Rouge) |
| 1981 | Ole Miss 27, LSU 27 (Jackson) |
| 1987 | LSU 42, Ole Miss 13 (Jackson) |
| 1992 | Ole Miss 32, LSU 0 (Jackson) |
| 1998 | Ole Miss 37, LSU 31, OT (Jackson) |

TIGER TIES: Ole Miss and Auburn swapped defensive line coaches in the offseason. Tracy Rocker joined the Tigers' staff after a year with the Rebels, while **Terry Price** left the Plains for Oxford after served on the Auburn staff from 1999-2008. Under Price's watch, Auburn's defensive line topped the SEC in sacks in 2005. Auburn ranked sixth nationally in scoring defense in 2005, was seventh in 2006 and sixth in 2007 in the same category. Price's defensive ends were a part of a Tiger defense that led the nation in scoring defense and was fifth in total defense in 2004.

In addition, Ole Miss linebacker **Patrick Trahan** faces his old team, as the senior spent two years at Auburn, red-shirting in 2005 before playing in 12 games in 2006, collecting 11 tackles including one tackle for loss.

REBEL NOTEBOOK

- Ole Miss is off to its best start since 2003, when the team opened at 5-2 overall and eventually 8-2 ... The Rebels were 3-4 at this point a year ago.
- Ole Miss has opened SEC play 2-2 for the first time since 2004 ... The Rebels started 1-3 in league action last year.
- The South Carolina loss snapped an eight-game win streak, which was the Rebels' longest streak since reeling off 10 consecutive triumphs during the 1971-72 seasons ... It was the second-longest win streak in the nation ... Ole Miss' previous loss was the 24-20 setback at No. 2 Alabama last year.

OFFENSIVE PRODUCTION

- The Rebel offense has reached 500 yards of total offense three times this season, including the last two games with 501 vs. UAB and 553 vs. Arkansas (527.0 ypg over last two) ... The 553 yards against Arkansas marked the most by a Rebel offense since posting 567 against Wyoming in 2004.

- Ole Miss is averaging 35.7 points per outing, while holding the opposition to just 12.6 points over its last 11 games ... Included in this span of games is a 59-0 blanking of Louisiana-Monroe, which was Ole Miss' largest margin of victory since 1969.

- The South Carolina game snapped a school-record streak of four straight games with 45 or more points.

PASS DEFENSE IMPROVEMENT: After ranking 10th in in the SEC in pass defense efficiency a year ago, Ole Miss stands third in both the league and the NCAA in that category after seven games, limiting the opposition to an 90.9 efficiency rating. The Rebels also rank fifth in the SEC and 14th in the nation in pass defense, allowing only 166.9 yards per game. The Rebel defense has surrendered just three passing TDs, while recording six interceptions. Ole Miss held Vanderbilt without a pass completion in the first half and limited the Commodores to just 69 passing yards. Alabama QB Greg McElroy entered the game against the Rebels as the nation's sixth-most efficient passer with a 165.48 rating and was held to 15-of-34 passing and an 80.44 efficiency rating.

STINGY DEFENSE

- Ole Miss ranks third in the SEC and ninth in the nation in scoring defense, allowing just 13.6 points per game this year.

- Dating back to last season, the Rebels are holding opponents to just 12.6 points over the last 11 games ... The Rebel defense has posted two shutouts in this span.

- Ole Miss has held the opposition under 300 yards of total offense four times this year, including three SEC games, and eight times under head coach **Houston Nutt** ... The Rebels limited Arkansas to 299 yards (45 rushing), Vanderbilt to 240 yards (69 passing) and South Carolina to 285 (65 rushing) ... Ole Miss ranks fifth in the conference in total defense by holding the competition to 300.0 ypg.

- The Rebels have allowed only three points in the first quarter this year and those came against Alabama.

SACK MASTERS: After a slow start, the Rebels have been terrorizing quarterbacks of late. Ole Miss is third in the SEC in sacks with 20 and a 2.9 per game average. The Rebels are averaging 3.2 per game over the last five games and posted four against Vanderbilt and three vs. Arkansas. Ole Miss notched a pair against Alabama and was also credited with seven QB pressures. Junior DE **Kentrell Lockett** and senior LB **Patrick Trahan** are tied for fifth in the SEC with 4.0 each.

THIRD DOWN MAGIC: Ole Miss is second in the SEC in both third down offense and defense. Offensively, the Rebels are converting 41.3 percent of third down plays, including a 9-of-15 showing against Arkansas. The Ole Miss defense is holding the opposition to just a 23.4-percent success rate. Southeastern Louisiana was limited to 0-for-14 on third down, while Alabama was just 4-of-20.

REB ZONE: Ole Miss has been near perfect in the red zone thus far this season, ranking second in the SEC in red zone offense and third in red zone defense. In their 23 offensive trips inside the 20 yard line, the Rebels have scored 22 times, totaling 17 touchdowns and five field goals. Of the 17 TDs, 10 were passing and seven rushing. In 25 red zone opportunities for the opposition, the Rebels have

MEDIA INFORMATION

OLE MISS ON THE INTERNET: For updated statistics, rosters, game notes and depth chart on the internet, go to the official Ole Miss athletics website at OleMissSports.com.

CREDENTIAL REQUESTS: Working space in Ole Miss' Vaught-Hemingway Stadium press box will be allotted on the following basis: (1) Daily newspapers covering for Sunday publication and television stations covering for weekend news programs; (2) Sports editors of Mississippi daily newspapers; (3) Radio personnel for an originating broadcast; (4) Official school daily, one seat only; (5) Television sports directors and approved special coverage; (6) Press and TV working photographers. Weekly press representatives, non-broadcasting radio representatives and on-line services **MAY NOT** be accommodated because of space limitations. We ask that you write early, on company letterhead, to acquire working credentials for Ole Miss home games. If time permits, we will mail your passes. If not, they will be available at the Vaught-Hemingway Stadium media "Will Call" table next to the press box elevators.

WEEKLY PRESS CONFERENCES: Ole Miss head coach **Houston Nutt** will hold a weekly press conference/teleconference at the IPF team meeting room Mondays starting at 2 p.m. (CT) and will be followed by QB **Jevan Snead**. To obtain the phone number and passcode for the teleconference, call the Media Relations office. A video and transcript of the press conference will be available online at OleMissSports.com. Satellite feed coordinates may be obtained at OleMissSports.com/satfeeds. A brief teleconference for Coach Nutt will be held each Sunday following a game at 3 p.m. (same phone number and code as Monday press conference). In addition, Nutt is on the SEC teleconference each Wednesday at 11:10 a.m. Contact the conference office for phone number, and replays are available on SECSports.com.

ASSISTANT COACHES/PLAYER INTERVIEWS: All requests for interviews should be made at least one day in advance with the Athletics Media Relations office (662-915-7522). Media wishing to speak with QB **Jevan Snead** are encouraged to utilize the weekly press conference/teleconference, which is held Monday at 2 p.m. beginning with Coach Nutt.

During Game Week: Selected players will be available Monday following Coach Nutt's weekly 2 p.m. press conference. All media interviews will be held in the team meeting room. Members of the media who wish to interview players on Monday **MUST** call by 3 p.m. (CT) Sunday to request interviews. Players and assistant coaches will be available upon request after practice on Tuesday and Wednesday.

PRACTICES: Practice are closed to the public. The first 20 minutes of practice are open to local beat writers on Tuesday, Wednesday and Thursday. Coach Nutt will be available for all media after each practice, while players and assistant coaches will be available upon request after practice on Tuesday and Wednesday.

POSTGAME: Coach Nutt will hold a postgame news conference with the media in the team meeting room of the Indoor Practice Facility. Athletics Media Relations office representatives will be available to assist in postgame interviews. Complete postgame plans will be announced on gameday in the press box by the Athletics Media Relations Director. Media Relations staff will accompany members of the press wishing to go to the sidelines, beginning with five minutes remaining in the final quarter.


NATIONAL HONORS CANDIDATE

WATCH LISTS: Davey O'Brien Award | Manning Award | Maxwell Award | Walter Camp Award

JEVAN SNEAD

QB • Jr. • 6-3 • 215

Stephenville, Texas • Stephenville



LATEST NOTABLES

- * Ranks second in the SEC in TD passes with 14, one behind the leader ... Also boasts one rushing TD.
- * Has tossed multiple TDs in 11 the last 13 games with three-plus scores in six contests.
- Boasts 11 career 200-yard passing games, including a career-high 332 against Arkansas last time out.
- * Recent streak of eight straight games with multiple TD passes is a school record, while the recent streak of 13 straight games with at least one TD toss ranks second all-time at Ole Miss.

2009 PRESEASON HONORS

- * **ALL-AMERICA HONORABLE MENTION** *
(NationalChamps.net)
- * **SEC'S BEST PASSER** *
(Birmingham News)
- * **HEISMAN WATCH LIST** *
(Lindy's, NationalChamps.net)
- * **NO. 20 BEST COLLEGE PLAYER OF 2009** *
(The Sporting News)
- * **SECOND TEAM ALL-SEC** *
(Athlon, Phil Steele, Lindy's Birmingham News, Consensus Draft Services, SEC coaches, SEC Media Days)

2008 HONORS

- * **THIRD TEAM ALL-SEC** *
(Phil Steele)
- * **HONORABLE MENTION ALL-SEC** *
(Associated Press)
- * **SECOND TEAM ALL-SOPHOMORE** *
(CollegeFootballNews.com)

2008 NOTABLES

- * Ranked second in the SEC in TD passes (26) and third in passing average (215.5 ypg)
- * Established Ole Miss season records for average yards per completion (15.0 and pass attempts (8.4).
- * Ranked third in the SEC (21st in the nation) in pass efficiency (145.5).

2009 GAME-BY-GAME

| | Att | Cmp | Yds | TD | INT |
|-----------------|------------|-----------|-------------|-----------|----------|
| Memphis | 22 | 12 | 175 | 2 | 2 |
| SELA | 28 | 16 | 209 | 3 | 0 |
| South Carolina | 21 | 7 | 107 | 1 | 0 |
| Vanderbilt | 34 | 19 | 237 | 3 | 3 |
| Alabama | 34 | 11 | 140 | 0 | 4 |
| UAB | 22 | 15 | 240 | 3 | 0 |
| Arkansas | 33 | 22 | 332 | 2 | 2 |
| Auburn | | | | | |
| N. Arizona | | | | | |
| Tennessee | | | | | |
| LSU | | | | | |
| Mississippi St. | | | | | |
| TOTALS | 161 | 80 | 1108 | 12 | 9 |

2008 GAME-BY-GAME

| | Att | Cmp | Yds | TD | INT |
|-----------------|------------|------------|-------------|-----------|-----------|
| Memphis | 22 | 10 | 185 | 2 | 0 |
| Wake Forest | 31 | 20 | 253 | 4 | 1 |
| Samford | 24 | 13 | 222 | 0 | 2 |
| Vanderbilt | 25 | 12 | 184 | 0 | 4 |
| Florida | 20 | 9 | 185 | 2 | 1 |
| S. Carolina | 32 | 21 | 243 | 1 | 1 |
| Alabama | 31 | 16 | 192 | 1 | 1 |
| Arkansas | 27 | 14 | 209 | 2 | 1 |
| Auburn | 30 | 15 | 140 | 2 | 0 |
| ULM | 12 | 6 | 170 | 3 | 0 |
| LSU | 25 | 16 | 274 | 2 | 0 |
| Mississippi St. | 19 | 14 | 213 | 4 | 1 |
| Texas Tech | 29 | 18 | 292 | 3 | 1 |
| TOTALS | 327 | 184 | 2762 | 26 | 13 |

WHAT THEY'RE SAYING

"Jevan has a rocket arm and good mobility and has improved as a leader and decision maker with each game. He is the best passing quarterback in the SEC, a Heisman sleeper and quite possibly the first quarterback taken in a nearby draft."
- Joe Schad, ESPN College Football Live

"He's a tremendous player. Great release. One of the best releases in college football."
- Urban Meyer, Florida Head Coach

"Jevan always throws the ball where it needs to be. He just has a knack for putting the ball in the right spot. He will throw a bullet to your left shoulder when you have a defender on your right hip and he'll throw it soft over your shoulder when you have a step on your defender. Its always a tight spiral and always catchable."
- Shay Hodge, Ole Miss Receiver

"(He) could have a pro career similar to that of former Rebel Eli Manning."
- Mel Kiper, Jr., ESPN

"He is the type of quarterback that can throw it anywhere, anytime."
- Houston Nutt, Ole Miss Head Coach

Rated the No. 2 pocket quarterback in the nation by Kirk Herbstreit, ESPN

Jevan Snead is available to the media each week on the Ole Miss Football Press Conference, following Head Coach Houston Nutt. The press conference is held Monday at 2 p.m. at the IPF. To obtain the phone number and passcode for the teleconference, call the Ole Miss Media Relations office at 662.915.7522.

team-high four scoring grabs this year lead the team and move him into second on the Ole Miss all-time TD receptions list with 18, six behind Chris Collins' Ole Miss record. He stands second in the SEC among active players in receptions, receiving yards and TD receptions.

BALANCED BOLDEN: Sophomore RB **Brandon Bolden** continues to find different ways to contribute for the Rebels. The Baton Rouge native posted 127 all-purpose yards against Alabama, notching career bests of four receptions and 76 receiving yards. Bolden totaled 80 all-purpose yards against Arkansas with 62 rushing yards on 14 attempts and two catches for 18 yards. As a rusher, Bolden has led the team in rushing in three games this year and tops the squad with an average of 60.9 ypg, which stands ninth in the SEC. He has topped 60 yards on the ground four times this year. He reached the 100-yard mark for the second time in his career with 105 yards on 13 carries against Southeastern Louisiana. At Vanderbilt, he ran for 89 yards on a career-high 16 carries. As a receiver, Bolden is third on the team with 11 catches and 138 yards. Bolden has also contributed in the return game with an average of 23.1 ypr in his seven kickoff returns.

MORE OFFENSIVE NOTES

- A total of 15 Rebels have scored TDs this season, led by **Shay Hodge** with four scoring catches.
- Junior WR **Markeith Summers** ranks second on the team in TD catches with three ... He hauled in a career-long 65-yard reception against UAB ... He collected two grabs for 48 yards against Arkansas.
- Three different Rebels scored their first career TD against UAB (**Rodney Scott** twice by rush, **Lionel Breaux** by catch, **Andrew Harris** by catch) ... Three TDs were accounted for by true freshmen (Scott twice by rush, **Jesse Grandy** by kick return).
- Freshman RB **Rodney Scott's** two rushing TDs against UAB were the most by a Rebel since BenJarvus Green-Ellis ran for three scores in the 2007 Northwestern State game ... Scott topped the team in rushing for the first time in his career, finishing with 57 yards on nine carries.

LOCKETT RISING: Heralded as one of the best in the nation over the last two seasons, the Ole Miss defensive line has produced its fair share of award winners. **Kentrell Lockett** may have missed out on the accolades, but the junior DE has emerged this year as a leader on the defensive front. A native of Hahnville, La., Lockett has been credited with at

least a half TFL in all but one game and leads the team with 5.5. He boasts a team high eight QB pressures and is tied for the team lead with 4.0 sacks, which is fifth in the SEC.

MORE DEFENSIVE NOTES

- Ole Miss is averaging 6.43 tackles for loss per game and notched a season-high 10 at Memphis ... The Rebels totaled eight TFLs against UAB and seven against Arkansas ... Ole Miss tied for the nation's lead in TFLs in 2008 averaging 8.62 pg.
- Six different Rebels have posted interceptions this year.
- Senior LB **Patrick Trahan** topped the team in tackles for the second time this season with seven total stops against Arkansas, including his fourth sack of the year, which tied him for the team lead and fifth in the SEC ... Trahan was also the Rebels' tackle leader against Alabama with a career-high 11, including a pair of sacks.
- Junior S **Johnny Brown** tops the team and ranks 20th in the SEC in tackles at 6.6 per game ... Brown has posted a pair of double-digit tackle performances, including 10 against Alabama ... In the season opener against Memphis, Brown made his first start since his freshman year, topped the team with a career-high 15 tackles and recorded his second career interception.
- Of senior DE **Greg Hardy's** 12 credited tackles this year, 4.5 are TFLs and 3.0 sacks ... Hardy boasts 37.0 career TFLs and 24.5 sacks, including an SEC-best 10.0 in 2007 ... Last year, Hardy missed four full games and large portions of others but still posted a team-high 8.5 sacks, which ranked third in the SEC; His 0.94 sacks per game would have ranked seventh in the NCAA if he had played in 75 percent of the games.
- Senior CB **Cassius Vaughn** is seventh in the SEC in passes defended at 1.0 per game ... Vaughn has recorded a team-high six pass break-ups and his third career interception.

PERFECT-SHENE: Senior K **Joshua Shene** is the lone SEC kicker that remains perfect in field goals, converting all eight of his attempts this year including a pair from 40 or more yards. Shene tied his career high with three field goals against Arkansas. His streak of 88 straight PATs which stands as the second-longest in school history, came to an end at Vanderbilt as his third extra point attempt of the game was blocked. It marks Shene's only missed kick of the year. He is the SEC active career leader in field goals. Last year, Shene led the SEC in FG pct. (17-of-21, 81.0 pct.) and PATs (52-of-52, 1.000 pct.).

JIMMY LEAR NAMED SEC FOOTBALL LEGEND

Former Ole Miss QB Jimmy Lear is among the All-Americans, both on the playing field and in the classroom, and All-SEC performers that comprise the 2009 Southeastern Conference Football Legends Class.

Lear (1950-52) earned first team All-America honors in 1952, playing three years for Coach John Vaught. Lear ranks 23rd on the Ole Miss all-time passing yardage list with 1,773 yards and led the Rebels to their first undefeated regular season in 1952 which was capped off by a berth in the Sugar Bowl against Georgia Tech.

Lear helped lead the No. 11 Rebels to a 21-14 victory over No. 3 and undefeated Maryland in 1952, the game that many consider to have put Ole Miss football on the national map.

Although considered one of the best running quarterbacks in Ole Miss history, Lear made his mark as an outstanding passer, helping the Rebels lead the SEC in passing in 1951 and 1952.

The Legends will be honored at this year's SEC "Weekend of Champions" which culminates with the SEC Football Championship Game on Sat., Dec. 5 at the Georgia Dome.

The SEC Legends Dinner presented by AT&T will feature the legends from the 12 SEC schools on Friday, Dec. 4 at the Hyatt Regency Atlanta. The legends will also be recognized on the field prior to the kickoff of the championship game.

CBS' Verne Lundquist will serve again as the master of ceremonies for the 2009 SEC Legends Dinner.

VIDEO DISTRIBUTION

In addition to the Digital KU Band satellite feeds, Ole Miss uses ClipMail Express by TeleStream for broadcast quality video distribution via the Internet. Satellite Feeds coordinates are available at OleMissSports.com/satfeeds. For more information, contact Ole Miss Sports Productions at jestern@olemiss.edu.

WEEKLY PRESS CONFERENCE

Excerpts from Coach Nutt's Monday Press Conferences will be fed at 4 p.m. CT.

HOUSTON NUTT TV SHOW

A satellite feed for Houston Nutt's weekly TV show will be available Sundays during the regular season. Satellite Information will be made available when Transponder time is booked and confirmed.

OLE MISS FOOTBALL TV/RADIO AFFILIATES

Houston Nutt TV Show

| Station | Times |
|--------------------|--|
| FSSouth | Sunday, 5 p.m.; Tuesday, 3 p.m. |
| CSS | Wednesday, 4:30 p.m. |
| Cox Cable | Wednesday, 5 p.m. |
| WJTV (Jackson) | Sunday, 10:30 p.m. |
| WGBC (Meridian) | Sunday, 10 p.m. |
| WHLT (Hattiesburg) | Sunday, 10 p.m. |
| WHQC (Cleveland) | Monday, 7:30 p.m.; Wednesday 2:30 p.m., 10:30 p.m. |
| WPRQ (Clarksdale) | Monday, 7:30 p.m., 11:30 p.m.; Wednesday, 2:30 p.m. |
| WEBU (Webb/Winona) | Monday, 7:30 p.m., 11:30 p.m.; Wednesday, 2:30 p.m. |

Ole Miss Radio Network

| City | Station (Frequency) |
|-----------------|-----------------------|
| Amory | WAFM-FM (95.3) |
| Biloxi/Gulfport | WBUV-FM (104.9) |
| Brookhaven | WBKN-FM (92.1) |
| Cleveland | WDSK-AM (1410) |
| Columbia | WCJU-AM (1450) |
| Cornith | WXRZ-FM (94.3) |
| Greenville | WGVM-AM (1260) |
| Hattiesburg | WFMM-FM (97.3) |
| Hazlehurst | WDXO-FM (92.9) |
| Jackson | WFMN-FM(97.3) |
| Kosciusko | WLIN-FM (101.1) |
| Lexington, Tenn | WZLT-FM (99.3) |
| Louisville | WLSM-FM (107.1) |
| McComb | WAZA-FM (107.7) |
| Memphis, Tenn. | WHBQ-AM (560) |
| Meridian | WZKR-FM (103.3) |
| Natchez | WKSO-FM (97.3) |
| Oxford | WQLJ-FM (93.7) |
| Philadelphia | WHOC-AM (1490) |
| Prentiss | WJDR-FM (98.3) |
| Tupelo | WWMR-FM (102.9) |
| Vicksburg | WVBG-AM (1420) |
| Waynesboro | WABO-FM (105.5) |
| West Point | WROB-AM (1450) |
| Yazoo City | WBYP-FM (107.1) |

*Affiliate list subject to change.
Broadcasts can be heard over the internet through
OleMissSports.com's RebelVision.
Provided by TeleSouth Communications.*

MORE SPECIAL TEAMS NOTES

- In three games as a kick returner, freshman **Jesse Grandy** is averaging 30.1 yards in 11 returns ... Grandy returned the opening kickoff of the UAB game 88 yards for a touchdown ... The team's last opening kickoff return for a TD was by Deuce McAllister against Arkansas in Oxford in 1999 ... It marked Ole Miss' first kickoff return for a TD and the longest kick return since Mike Wallace's 98-yarder for a score against Vanderbilt last year.
- Freshman P **Tyler Campbell** has notched three punts of 50-plus yards, including a 71-yarder against Alabama, which is the longest by a Rebel since Cody Ridgeway's 75-yarder in the 2001 Georgia game ... Since taking over punting duties the last five games, Campbell is averaging 43.9 yards per attempt, which would rank second in the SEC if he played in enough games to qualify.
- Freshman K **Andrew Ritter** is averaging 65.2 yards per kickoff with nine touchbacks in 40 attempts ... Ole Miss is fifth in the SEC in kickoff coverage with a net of 44.0-yard average per kick.

OLE MISS ON TV

- All seven of the Rebels' games this season have been televised ... Two games have been on ESPN and one each on CBS, ESPNU, FSN, CSS and the SEC Network.
- A total of 91 Ole Miss games have been on TV over the past 13 seasons ... Last year, the Rebels appeared on TV seven times, posting a 5-2 mark.
- All-time, this game will be the Rebels' 176th TV appearance since Ole Miss made its network TV debut in the 1953 Sugar Bowl versus Georgia Tech ... Ole Miss is 80-93-2 all-time in TV games.

SOLD OUT: Eleven days before the season even started, Ole Miss officials announced that football season tickets were sold out. It is believed to be the first time the Rebels have sold out of season tickets. The approximately 51,019 season tickets sold easily smashed the previous high mark of 48,180 in 2004.

GRADUATING REBELS: Four student-athletes on the Ole Miss football team have already received their undergraduate degrees. DT LaMark Armour, WR J.D. Lawhorn and K-P Justin Sparks are currently working on a second degree, while QB Billy Tapp is enrolled in graduate school.

NUTT EFFECT

Below charts the Rebels' amazing turnaround in their first year under head coach Houston Nutt.

| Category | 2007(SEC) | 2008(SEC) |
|---------------------|--------------|------------|
| Final Win Totals | 3 (0) | 9(5) |
| Total Offense | 345.2(9th) | 407.6(3rd) |
| Total Defense | 423.4 (12th) | 307.2(5th) |
| Scoring Offense | 20.1(12th) | 32.0(2nd) |
| Scoring Defense | 28.5(11th) | 19.0(5th) |
| Rush Offense | 131.5(11th) | 186.5(2nd) |
| Rush Defense | 199.1(11th) | 85.5(2nd) |
| Pass Efficiency | 110.4(11th) | 144.3(3rd) |
| Sacks By | 21(T10th) | 38(1st) |
| Sacks Allowed | 28(9th) | 20(4th) |
| 3rd Down Conv. | 38.0%(8th) | 43.4%(2nd) |
| Opp. 3rd Down Conv. | 43.4%(11th) | 32.1%(3rd) |
| Kickoff Coverage | 34.9(12th) | 44.9(3rd) |
| Field Goals | 64.7%(11th) | 81.0%(2nd) |

TEAM CAPTAINS: This year's permanent captains, which are all seniors include: on offense, C Daverin Geraldts, T John Jerry, WR Dexter McCluster; and on defense, CB Marshay Green, FS Kendrick Lewis, DE Marcus Tillman, LB Patrick Trahan.

REBELS ON WATCH LISTS: Junior QB Jevan Snead headlines six Rebels that have been named as preseason candidates for some of college football's highest honors. Below charts the watch lists in which Rebels have been included:

- Daverin GeraldtsRimington Trophy (C)
- Greg HardyBednarik Award (Defense)
- Greg HardyHendricks Award (DE)
- Greg HardyNagurski Trophy (Defense)
- Shay HodgeFred Biletnikoff Award (WR)
- John JerryOutland Trophy (IL)
- Joshua SheneGroza Award (K)
- Jevan SneadWalter Camp Award (Player)
- Jevan SneadMaxwell Award (Player)
- Jevan SneadManning Award (QB)
- Jevan SneadDavey O'Brien Award (QB)

REBELS AMONG NATION'S PRESEASON TOP 10: Ole Miss earned its highest preseason football ranking in nearly 40 years, as the Rebels are No. 8 by the Associated Press and No. 10 in the USA Today Preseason Coaches' Top 25. The last time Ole Miss reached this high in the polls was the 1970 campaign, when the Rebels entered the year at No. 5 and rose as high as No. 4. Prior to the regular-season finale with Mississippi State on Nov. 26, Ole Miss stood at No. 10 and has not returned to that point until now. The Rebels were last ranked in the preseason in 2000, when they opened the year 18th. The program's highest preseason ranking came in 1964 with the squad starting the year as the nation's top-ranked team. As defending

national champion in various polls, Ole Miss began the 1960 and 1963 seasons second in the polls, and the 1960 team went on to earn the second of Ole Miss' three shared national title (*see page 9 for the Rebels' all-time results in ranked games*). The following chart shows where all of the preseason polls and various media outlets have tabbed the Rebels this summer:

- The Sporting News5th
- Sports Illustrated6th
- Phil Steele6th
- Associated Press8th
- FWAA8th
- Lindy's9th
- USA Today/Coaches10th
- Athlon10th

NUTTIN' BUT WINNIN': In his first season in Oxford, Rebel head coach **Houston Nutt** immediately reversed the Rebels' fortunes and became just the fifth Ole Miss coach to guide the Rebels to a bowl in his first season. With a 9-4 record and a 5-3 mark in the SEC, Nutt led one of the greatest turnarounds in school history, reviving a Rebel squad that was coming off four straight losing seasons and a 3-8 campaign with no conference wins in 2007. It marked the team's best improvement from one season to the next since legendary Ole Miss Coach John Vaught's debut in 1947. Nutt's efforts earned him SEC Coach of the Year honors (SEC Coaches and The Touchdown Club of Atlanta) for the third time in his decorated career and AFCA Region Coach of the Year accolades for the fifth time. Including his decade of success at Arkansas, Nutt has guided his teams to nine bowl berths in the past 11 seasons, most of any SEC Western Division coach during this span. Nutt's squads recorded eight or more wins in seven of those 11 campaigns and nine or more victories in seven of those seasons in the SEC.

2009 PRESEASON HONORS

DAVERIN GERALDS - CENTER

- Rimington Trophy Watch List
- Second Team All-SEC (Phil Steele)

MARSHAY GREEN - DEFENSIVE BACK

- Second Team All-SEC (Birmingham News)

GREG HARDY - DEFENSIVE END

- Bednarik Award Watch List
- Nagurski Trophy Watch List
- Hendricks Award Watch List
- Second Team All-America (The Sporting News, Athlon)
- SEC's top pass rusher (NationalChamps.net)
- First Team All-SEC (SEC Coaches, SEC Media Days, Athlon, Consensus Draft Services)
- Second Team All-SEC (Lindy's, Phil Steele, Birmingham News)

SHAY HODGE- WIDE RECEIVER

- Biletnikoff Award Watch List
- Second Team All-SEC (Phil Steele, Birmingham News)
- Third Team All-SEC (SEC Coaches)

JOHN JERRY - OFFENSIVE LINEMAN

- Outland Trophy Watch List
- Third Team All-American (Athlon, Phil Steele, The Sporting News)
- First Team All-SEC (SEC Media Days, SEC Coaches, Lindy's, Phil Steele, Birmingham News)
- Second Team All-SEC (Consensus Draft Services)

DEXTER MCCLUSTER - WIDE RECEIVER

- Third Team All-American (Athlon)
- First Team All-SEC (SEC Media Days)
- Second Team All-SEC (SEC Coaches, Phil Steele, Athlon, Lindy's)

JOSHUA SHENE- KICKER

- Lou Groza Award Watch List
- First Team All-SEC (SEC Media Days, Athlon, Lindy's, Birmingham News, Consensus Draft Services, NationalChamps.net)
- Second Team All-SEC (Phil Steele)
- Third Team All-SEC (SEC Coaches)

JEVAN SNEAD - QUARTERBACK

- Walter Camp Award Watch List
- Maxwell Award Watch List
- Manning Award Watch List
- O'Brien Quarterback Award Watch List
- Second Team All-SEC (SEC Coaches, SEC Media Days, Lindy's, Phil Steele, Consensus Draft Services)

MARCUS TILLMAN - DEFENSIVE END

- Third Team All-SEC (SEC Coaches)

—2009 GAME-BY-GAME NOTES—

GAME #1: #8/10 Ole Miss 45
MEMPHIS 14

- Ole Miss extends its win streak over the Tigers to five games ... The Rebels scored their most points against Memphis since a 61-8 win in 1980.
- Ole Miss used a 28-point fourth quarter to score at least 45 points for the third straight game, a school record.
- Junior QB Jevan Snead completed a pair of fourth-quarter scoring tosses to Markeith Summers (18 yards) and Dexter McCluster (17 yards)... Snead finished 12-of-22 for 175 yards, two TDs and two interceptions.
- Sophomore RB Brandon Bolden rushed for a TD for the fourth straight game ... He topped the team in rushing with 71 yards on nine carries.
- Senior Dexter McCluster posted 115 all-purpose yards (nine rushes for 50, six passes for 65) and two TDs (one rushing, one receiving, both in the fourth quarter) ... He rushed for a TD for the third straight game.
- The Rebel defense intercepted multiple passes (2) for sixth straight game and had an interception return for a TD for the second straight game.
- Junior S Fon Ingram notched his second career interception and first TD of his career after the 38-yard return.
- Junior S Johnny Brown recorded his second career interception ... Brown also topped the team with a career-high 15 tackles.

GAME #2: #5/6 OLE MISS 52
Southeastern Louisiana 6

- The Rebels win their eighth straight for the first time since reeling off 10 consecutive victories during the 1971-72 campaigns.
- Ole Miss achieves its first 2-0 start since the 2002 season.
- The Rebels post 45 or more points in four straight games for the first time in school history.
- Junior QB Jevan Snead extended his school-record streak with his eighth straight game with multiple TD passes ... Snead finished 16-of-28 for 209 yards, three TDs and no interceptions.
- Sophomore RB Brandon Bolden topped the 100-yard mark for the second time in the last three games and second time in his career with 105 yards on 13 carries ... Bolden led the team in rushing for the third straight game.
- Ole Miss posts multiple interceptions in seven straight games and had an interception return for a TD for the third straight game.
- The Rebel defense recovered three fumbles for the first time since the 2005 Kentucky game.
- Freshman LB D.T. Shackelford posted his first career interception and returned it 58 yards for his first career TD ... He also posted a pair of fumble recoveries.
- Freshman WR Pat Patterson notched his first career receptions, hauling in four passes for 79 yards with a 29-yard TD.
- Freshman WR Jesse Grandy scored his first career TD on 46-yard end-around ... He finished with two rushes for 57 yards.
- Senior FB Andy Hartmann collected his first career TD with a five-yard reception.

GAME #3: SOUTH CAROLINA 16
#4/5 Ole Miss 10

- Ole Miss has their eight-game win streak snapped, which was the Rebels' longest streak since 1971-72.

- The Rebels drop their sixth straight SEC opener.
- Ole Miss finished with its lowest point total and total yards (248) since Auburn in 2007 ... It ended a school-record streak of four-straight games with 45 or more points.
- Senior Dexter McCluster led the team in rushing for the first time his year with season highs of 15 carries for 85 yards.
- Junior QB Jevan Snead completed at least one TD pass for the 12th consecutive game ... Snead had his school-record streak of multiple TD passes end at eight ... Snead finished 8-of-22 for 107 yards, 1 TD and no interceptions.
- Ole Miss held the opposition under 300 yards of total offense for the second time this year and seventh time under head coach Houston Nutt.
- The No 4 Rebels entered the game with their highest ranking since holding down the fourth spot in 1970.

GAME #4: #18/21 Ole Miss 23
VANDERBILT 7

- Ole Miss led time of possession 35:49 to 24:11 and passing yards 237 to 69.
- Senior WR Shay Hodge notched his first 100-yard receiving game of the year with a career-high eight receptions for season-high 122 yards and two TDs, which tied his career high.
- Junior QB Jevan Snead recorded season highs in every category, completing 19-of-34 for 237 yards, three TDs and three interceptions ... Snead's 34 pass attempts are a career high ... He rushed for a career-high 28 yards, including a career-long run of 24 yards.
- Sophomore RB Brandon Bolden led the team in rushing for the third time in four games this year with 89 yards on a career-high 16 carries ... He tied his career high for receptions with three, going for 22 yards and his second career TD.
- Ole Miss held the opposition under 300 yards of total offense for the third time of the year with 240 allowed.
- The Ole Miss defense did not allow a pass completion to Vanderbilt in the first half ... The Commodores finished with just 69 passing yards.
- Senior LB Patrick Trahan topped the team in tackles with a career-high 10 including a sack.
- Sophomore CB Marcus Temple recorded his first career interception.
- Senior K Joshua Shene's third extra point attempt of the game was blocked, ending his streak of 88 straight PATs which stands as the second-longest in school history ... Shene converted his lone FG attempt from 20 yards.

GAME #5: #3/3 Alabama 22
#16/20 OLE MISS 3

- Ole Miss dropped its fifth straight SEC home opener.
- The Crimson Tide won its sixth straight in the series.
- Attendance was 62,657, which is a new Vaught-Hemingway Stadium record and a record for an on-campus football game in the state of Mississippi.
- Ole Miss was shut out in the first half for the first time since the 2007 Arkansas game and held to three points for the first time since the 2007 Auburn game.
- Alabama's first field goal of the game marked the first points Ole Miss had allowed in the first quarter this year.
- Sophomore RB Brandon Bolden notched career bests of four receptions and 76 receiving yards ... He finished with 127 all-purpose yards.
- Junior QB Jevan Snead had his streak of 13 straight games with a TD completion come to end, which ranks second on the Rebel all-time list ... Snead led the team in

rushing for the first time in his career with a career-high 44 yards ... He finished 11-for-34 for 140 yards with four interceptions, which tied his career high.

- The Rebel defense was credited with seven QB hurries.
- Junior S Johnny Brown posted notched his second double-figure tackle performance of the year and his career, totaling 10 stops, including seven solos.
- Freshman P Tyler Campbell posted a career-long 71-yard punt, which is the longest by a Rebel since Cody Ridgeway's 75-yarder in the 2001 Georgia game.

GAME #6: OLE MISS 48
UAB 13

- The Rebels improve 66-14-2 all-time in Homecoming games and have won 12 of their last 13.
- Ole Miss wins its seventh straight non-conference home game.
- Junior QB Jevan Snead passed for a season-high 240 yards on 15-for-22 passing with three TDs, which equaled his season high ... Snead's 65-yard TD toss to Markeith Summers is a season-long.
- Freshman RB Rodney Scott's two rushing TDs are the most by a Rebel since BenJarvus Green-Ellis ran for three scores in the 2007 Northwestern State game ... Scott topped the team in rushing for the first time in his career, finishing with 57 yards on nine carries.
- Senior WR Shay Hodge finished a yard short of his third career 100-yard receiving game, collecting seven catches for 99 yards.
- Making his second start of the year, junior CB Jeremy McGee registered his first career interception and returned it 18 yards.
- Freshman Jesse Grandy returned the opening kickoff 88 yards for a touchdown ... The team's last opening kickoff return for a TD was by Deuce McAllister against Arkansas in Oxford in 1999 ... It marked Ole Miss' first kickoff return for a TD and the longest kick return since Mike Wallace's 98-yarder for a score against Vanderbilt last year.

GAME #7: #25 OLE MISS 30
Arkansas 17

- The Rebels have won the last two encounters against Arkansas.
- Ole Miss posted a season-high 553 total yards, which marked the most by a Rebel offense since posting 567 against Wyoming in 2004.
- Senior Dexter McCluster became the first Rebel in the modern era (records dating back to 1965) to top the 100-yard mark in both rushing and receiving ... McCluster posted the first 100-yard rushing game of his career with career highs of 123 yards and 22 carries ... McCluster notched a career-high 137 receiving yards and a career high-tying seven grabs ... He finished with 260 all-purpose yards, which is the most by a Rebel since McCluster's own career-best 268-yard performance in his Ole Miss debut against Memphis in 2006.
- Junior QB Jevan Snead notched the first 300-yard passing game of his career, completing 22-for 33 for 332 yards with two TDs and two interceptions ... He connected with eight different receivers in the game.
- Senior WR Shay Hodge hauled in five passes for 70 yards and his team-high fourth TD catch of the year.
- Senior LB Patrick Trahan topped the team in tackles with seven total stops.
- Senior K Joshua Shene connected on a career-high tying three field goals from 22, 39 and 19 yards.

LAST GAME: #25 OLE MISS 30, ARKANSAS 17

Game #7 • Oct. 24, 2009
Attendance: 60,622 • Vaught-Hemingway • Oxford, Miss.

OXFORD, Miss. (AP) - Dexter McCluster set career highs in rushing and receiving, and Jevan Snead threw for a career-high 332 yards to lead Ole Miss to a 30-17 victory over Arkansas on Saturday.

Ole Miss (5-2, 2-2 Southeastern Conference) jumped ahead 17-0 and controlled the line of scrimmage throughout. The Rebels could have won by more if not for three turnovers.

Arkansas (3-4, 1-4) pulled to 24-17 in the third quarter when Carlton Salters caught a tipped pass for a 58-yard touchdown, but the Razorbacks couldn't finish the rally and Ole Miss added two field goals in the fourth.

McCluster plays a variety of roles for Ole Miss, but he hadn't been much of a factor this season. That changed right away against Arkansas. He touched the ball on about half the Rebels' first-quarter plays and had already run for a career-high 108 yards by halftime.

In the second half, he caught a screen pass, eluded the first line of defense and went 64 yards for a touchdown and a 24-10 lead. He finished with 123 yards rushing and 137 receiving.

Arkansas kept it close with a touchdown on a lucky bounce. Ryan Mallett threw deep for Greg Childs on third-and-long. Childs went up with two Ole Miss defenders, and the ball caromed right to Salters, who jogged the final few feet to the end zone.

That made the score look respectable, but the Rebels controlled this game. They made 31 first downs to Arkansas' 13 and outgained the Razorbacks 553-299.

Snead opened the scoring with a 1-yard touchdown run, then threw a 25-yard scoring pass to Shay Hodge near the end of the first quarter. The Rebels kept Arkansas off balance in the second. Snead lined up out wide in the Wild Rebel formation, and when Ole Miss ran a reverse to him, he threw deep to Markeith Summers for a 39-yard gain that set up a field goal.

Arkansas finally scored to make it 17-7 on Nile Davis' 3-yard run with 2:15 left in the half.

| | | | | | | |
|--------------------|----|---|----|---|---|----|
| Arkansas | 0 | 7 | 10 | 0 | — | 17 |
| Ole Miss | 14 | 3 | 7 | 6 | — | 30 |
| 1st Quarter | | | | | | |
| 10:41 | UM | J. Snead 1-yard run (J. Shene kick) | | | | |
| 0:59 | UM | S. Hodge 25-yard pass from J. Snead (J. Shene kick) | | | | |
| 2nd Quarter | | | | | | |
| 4:12 | UM | J. Shene 22-yd field goal | | | | |
| 2:15 | UA | K. Davis 3-yd run (A. Tejada kick) | | | | |
| 3rd Quarter | | | | | | |
| 9:40 | UA | A. Tejada 44-yd field goal | | | | |
| 6:28 | UM | D. McCluster 64-yard pass from J. Snead (J. Shene kick) | | | | |
| 5:33 | UA | C. Salters 58-ys pass from R. Mallett (A. Tejada kick) | | | | |
| 4th Quarter | | | | | | |
| 14:56 | UM | J. Shene 39-yd field goal | | | | |
| 4:13 | UM | J. Shene 19-yd field goal | | | | |

| Team Stats | ARK | UM |
|-------------------|---------|---------|
| First Downs | 13 | 31 |
| Rushes-Yards | 22-45 | 47-221 |
| Passing Yards | 254 | 332 |
| Att.-Comp.-Int. | 34-12-0 | 33-22-2 |
| Total Plays-Yards | 56-299 | 80-553 |
| Fumbles-Lost | 0-0 | 1-1 |
| Penalties-Yards | 6-40 | 5-35 |
| Punts-Average | 7-239 | 2-68 |
| Punt Returns | 0-0 | 1-5 |
| KO Returns | 6-122 | 4-102 |
| Interceptions | 2-69 | 0-0 |
| Possession Time | 22:47 | 37:13 |
| 3rd Down Conv. | 4-13 | 9-15 |
| 4th Down Conv. | 0-1 | 0-0 |
| Sacks By-Yards | 0-0 | 4-24 |

| Individual Leaders |
|------------------------------|
| Rushing |
| UM: D. McCluster, 22-123 |
| B. Bolden, 14-62 |
| ARK: M. Ingram, 28-172 |
| T. Richardson, 9-40 |
| Passing |
| UM: J. Snead, 33-22-2-332 |
| ARK: R. Mallett, 34-12-0-254 |
| Receiving |
| UM: D. McCluster, 7-137 |
| S. Hodge, 5-70 |
| ARK: G. Childs, 3-83 |
| J. Wright, 3-51 |

LAST MEETING: OLE MISS 17, AUBURN 7

Game #9 • November 1, 2008
Attendance: 57,324 • Vaught-Hemingway Stadium • Oxford, Miss.

OXFORD, Miss. (AP) - Jevan Snead threw two touchdown passes, Cordera Eason rushed for 104 yards and Ole Miss capitalized on a series of fourth-quarter mistakes by Auburn to beat the Tigers 17-7 and move within a game of bowl eligibility.

With representatives of six bowls in attendance, Ole Miss converted Kodi Burns' second interception into a game-clinching touchdown late in the fourth quarter on a drive that was aided by three Auburn penalties.

It was the third Southeastern Conference win for Ole Miss (5-4, 3-3 SEC) under first-year coach Houston Nutt, matching the total put up in last three seasons. The win snapped a four-game losing streak to the Tigers (4-5, 2-4), who were 8-1 in Oxford coming into the game.

The Rebels need one more win to clinch one of the SEC's nine bowl bids. After a week off, they play Louisiana-Monroe before finishing the season at LSU and against Mississippi State.

Ole Miss cornerbacks Cassius Vaughn and Marshay Green each had their first career interceptions, helping to kill drives with the game on the line. Ole Miss' three interceptions of Burns were the most since four in the 2007 season opener against Memphis.

Burns' third and final interception ended Auburn's last threat with less than 4 minutes left.

The Tigers' offense continued to sputter and had as many points as punts. It was the fewest points for Auburn against Ole Miss since the Rebels beat the Tigers 13-7 in the 1965 Liberty Bowl.

The Tigers never crossed midfield in the first half and had just 80 yards in the first two quarters. They finished with 394 total yards of offense thanks to a handful of long pass completions, but never put together a consistent drive and were held to 75 yards rushing.

Burns completed 27 of 43 passes for 319 yards in playing his second straight complete game, but was a liability late.

Snead, meanwhile, got stronger as the game went on. He shook off a bad start to connect with Shay Hodge on a 2-yard touchdown late in the second quarter that was set up by a 29-yard catch and a 22-yard run by Dexter McCluster.

Despite the difficult first half, Auburn quickly got back in the game on the opening drive of the second half on a 27-yard run by Ben Tate to make it 10-7.

Two drives later, Auburn nosed into Ole Miss territory on a 29-yard pass from Burns to Montez Billings. But two plays later Johnny Brown tipped Burns' pass and Vaughn picked it off at the Ole Miss 40.

The Rebels drove to the Auburn 6, but a personal foul penalty backed them up and Joshua Shene missed a 45-yard field goal attempt.

On the next drive, Burns led the Tigers to the Rebels' 17, hitting Slaughter with a 42-yard pass. But three plays later Green stepped in front of a pass in the right flat and returned it to the 34.

The Rebels drove 66 yards for the clinching score - a 3-yard pass to a wide-open Derrick Davis in the right flat. The touchdown was set up by two facemasks and a pass interference penalty.

Snead finished 15-for-30 for 140 yards, connecting six times with Hodge for 62 yards. And Eason's rushing total was a career high.

The most important statistic for the Rebels, though, was zero turnovers. The team is now 5-0 when turning the ball over two or fewer times.

| | | | | | | |
|--------------------|----|--|---|---|---|----|
| Auburn | 0 | 0 | 7 | 0 | — | 7 |
| Ole Miss | 0 | 10 | 0 | 7 | — | 17 |
| 2nd Quarter | | | | | | |
| 5:07 | UM | J. Shene 34-yd field goal | | | | |
| 0:38 | UM | S. Hodge 2-yd pass from J. Snead (J. Shene kick) | | | | |
| 3rd Quarter | | | | | | |
| 13:21 | AU | B. Tate 27-yd run (W. Byrum kick) | | | | |
| 4th Quarter | | | | | | |
| 6:45 | UM | D. Davis 3-yd pass from J. Snead (J. Shene kick) | | | | |

| Team Stats | AU | UM |
|-------------------|---------|---------|
| First Downs | 17 | 21 |
| Rushes-Yards | 25-75 | 41-233 |
| Passing Yards | 319 | 140 |
| Att.-Comp.-Int. | 43-27-3 | 30-15-0 |
| Total Plays-Yards | 68-394 | 71-373 |
| Fumbles-Lost | 1-0 | 0-0 |
| Penalties-Yards | 9-67 | 6-70 |
| Punts-Average | 7-40.1 | 8-39.5 |
| Punt Returns | 0-0 | 1-4 |
| KO Returns | 3-40 | 2-31 |
| Interceptions | 0-0 | 3-29-0 |
| Possession Time | 29:04 | 30:56 |
| 3rd Down Conv. | 6-15 | 6-15 |
| 4th Down Conv. | 0-0 | 0-0 |
| Sacks By-Yards | 3-13 | 0-0 |

| Individual Leaders |
|---------------------------|
| Rushing |
| UM: C. Eason, 14-104 |
| D. McCluster, 14-84 |
| AU: B. Tate, 5-35 |
| K. Burns, 9-21 |
| Passing |
| UM: J. Snead, 30-15-0-140 |
| AU: K. Burns, 43-27-3-319 |
| Receiving |
| UM: S. Hodge, 6-62 |
| D. McCluster, 4-47 |
| AU: C. Slaughter, 8-131 |
| T. Trott, 4-26 |

REBELS IN NATIONALLY RANKED GAMES

| Date | Opponent (OM/Opp) | OM | Opp | Date | Opponent (OM/Opp) | OM | Opp | Date | Opponent (OM/Opp) | OM | Opp | Date | Opponent (OM/Opp) | OM | Opp |
|------------|------------------------------|----|-----|------------|-----------------------------|----|-----|------------|------------------------------|----|-----|------------|------------------------------|----|-----|
| 11-9-1936 | at Marquette (NR/8) | 0 | 33 | 9-19-1959 | at Houston (8/NR) | 16 | 0 | 10-24-1970 | at Vanderbilt (13/NR) | 26 | 16 | 10-2-1993 | at Kentucky (25/NR) | 0 | 21 |
| 12-5-1936 | Tennessee -1 (NR/17) | 0 | 0 | 9-26-1959 | at Kentucky (4/NR) | 16 | 0 | 11-7-1970 | Houston (13/17) | 24 | 13 | 10-23-1993 | Alabama (NR/4) | 14 | 19 |
| 11-13-1937 | Arkansas -1 (NR/20) | 6 | 32 | 10-3-1959 | Memphis State (3/NR) | 43 | 0 | 11-14-1970 | Chattanooga (12/NR) | 21 | 0 | 10-1-1994 | Florida (NR/1) | 14 | 38 |
| 12-3-1938 | Tennessee -1 (NR/4) | 0 | 47 | 10-10-1959 | at Vanderbilt (5/NR) | 33 | 0 | 11-26-1970 | Mississippi State (10/NR) | 14 | 19 | 10-22-1994 | at Alabama (NR/5) | 10 | 21 |
| 10-21-1939 | St. Louis (17/NR) | 42 | 0 | 10-17-1959 | Tulane (5/NR) | 53 | 7 | 12-5-1970 | at LSU (16/8) | 17 | 61 | 11-26-1994 | Mississippi State (NR/18) | 17 | 21 |
| 10-28-1939 | at Tulane (14/9) | 6 | 14 | 10-24-1959 | Arkansas -1 (4/10) | 28 | 0 | 1-2-1971 | Auburn -8 (NR/10) | 28 | 35 | 9-23-1995 | Georgia (NR/18) | 18 | 10 |
| 11-11-1939 | at Miss. Teachers (19/NR) | 27 | 7 | 10-31-1959 | at LSU (3/1) | 3 | 7 | 10-2-1971 | Alabama -9 (NR/7) | 6 | 40 | 9-14-1996 | Auburn (NR/15) | 28 | 45 |
| 11-19-1940 | Duquesne (13/NR) | 14 | 6 | 11-7-1959 | Chattanooga (5/NR) | 58 | 0 | 10-9-1971 | Georgia -6 (NR/10) | 7 | 38 | 10-3-1996 | Tennessee -1 (NR/9) | 3 | 41 |
| 10-26-1940 | Arkansas -1 (14/NR) | 20 | 21 | 11-14-1959 | Tennessee -1 (5/9) | 37 | 7 | 10-30-1971 | LSU -6(NR/11) | 24 | 22 | 10-19-1996 | at Alabama (NR/7) | 0 | 37 |
| 11-16-1940 | W. Tenn. Teachers (17/NR) | 38 | 7 | 11-26-1959 | at Mississippi St. (2/NR) | 42 | 0 | 11-25-1971 | at Mississippi St. (15/NR) | 48 | 0 | 11-16-1996 | LSU(NR/17) | 7 | 39 |
| 11-23-1940 | at Mississippi State (11/16) | 0 | 19 | 1-1-1960 | LSU-3 (2/3) | 21 | 0 | 12-30-1971 | Georgia Tech -10 (17/NR) | 41 | 18 | 9-13-1997 | at Auburn (NR/16) | 9 | 19 |
| 10-25-1941 | at Tulane (NR/10) | 20 | 13 | 9-17-1960 | at Houston (2/NR) | 42 | 0 | 9-16-1972 | at Memphis St. (19/NR) | 34 | 29 | 10-4-1997 | at Tennessee (NR/9) | 17 | 31 |
| 11-1-1941 | at Marquette (17/NR) | 12 | 6 | 9-24-1960 | Kentucky -1 (1/NR) | 21 | 6 | 9-23-1972 | at South Carolina (20/NR) | 21 | 0 | 10-18-1997 | at LSU(NR/8) | 36 | 21 |
| 11-8-1941 | at LSU(16/NR) | 13 | 12 | 10-1-1960 | at Memphis St. (1/NR) | 31 | 20 | 9-30-1972 | Southern Miss (17/NR) | 13 | 9 | 10-25-1997 | Alabama (25/NR) | 20 | 29 |
| 11-22-1941 | Arkansas -1 (15/NR) | 18 | 0 | 10-8-1960 | at Vanderbilt (2/NR) | 26 | 0 | 10-7-1972 | Auburn -6 (18/17) | 13 | 19 | 11-22-1997 | Georgia (NR/14) | 14 | 21 |
| 11-29-1941 | Mississippi State (14/NR) | 0 | 6 | 10-15-1960 | at Tulane (1/NR) | 26 | 13 | 11-4-1972 | at LSU (NR/6) | 16 | 17 | 11-29-1997 | Mississippi State (NR/22) | 15 | 14 |
| 11-14-1942 | Tennessee -1 (NR/11) | 0 | 14 | 10-22-1960 | Arkansas -4 (2/11) | 10 | 7 | 11-18-1972 | at Tennessee (NR/13) | 0 | 17 | 11-7-1998 | at Arkansas (NR/10) | 0 | 34 |
| 10-21-1944 | Tulsa -1 (NR/13) | 0 | 47 | 10-29-1960 | LSU(2/NR) | 6 | 6 | 11-3-1973 | LSU -6(NR/7) | 14 | 51 | 11-21-1998 | at Georgia (NR/14) | 14 | 24 |
| 11-3-1945 | at LSU(NR/17) | 13 | 32 | 11-5-1960 | Chattanooga (6/NR) | 45 | 0 | 11-17-1973 | Tennessee -6 (NR/16) | 28 | 18 | 11-26-1998 | Mississippi State (NR/24) | 6 | 28 |
| 11-24-1945 | at Mississippi St. (NR/20) | 7 | 6 | 11-12-1960 | at Tennessee (4/14) | 24 | 3 | 9-14-1974 | Missouri -6 (NR/18) | 20 | 0 | 10-9-1999 | Tulane (25/NR) | 20 | 13 |
| 11-9-1946 | Tennessee -1 (NR/7) | 14 | 18 | 11-26-1960 | Mississippi State (3/NR) | 35 | 9 | 10-5-1974 | Alabama -6 (NR/3) | 21 | 35 | 10-16-1999 | Alabama (22/11) | 24 | 30 |
| 11-23-1946 | Mississippi State (NR/18) | 0 | 20 | 1-2-1961 | Rice -3 (2/NR) | 14 | 6 | 9-13-1975 | at Texas A&M (NR/8) | 0 | 7 | 10-30-1999 | at LSU(25/NR) | 42 | 23 |
| 10-11-1947 | at Vanderbilt (18/NR) | 6 | 10 | 9-23-1961 | Arkansas -6 (9/NR) | 16 | 0 | 10-4-1975 | Alabama -9 (NR/9) | 6 | 32 | 11-6-1999 | Arkansas (23/24) | 38 | 16 |
| 11-1-1947 | at LSU (NR/17) | 20 | 18 | 9-30-1961 | at Kentucky (2/NR) | 20 | 6 | 9-11-1976 | Alabama -6 (NR/6) | 10 | 7 | 11-20-1999 | Georgia (16/21) | 17 | 20 |
| 11-29-1947 | at Mississippi St. (15/NR) | 33 | 14 | 10-7-1961 | Florida State (2/NR) | 33 | 0 | 9-18-1976 | Tulane (20/NR) | 34 | 7 | 11-25-1999 | at Mississippi State (23/18) | 20 | 23 |
| 1-1-1948 | TCU -2 (15/NR) | 13 | 9 | 11-4-1961 | Houston -1 (1/NR) | 47 | 7 | 9-25-1976 | at Southern Miss (17/NR) | 28 | 0 | 9-2-2000 | Tulane (18/NR) | 49 | 20 |
| 11-13-1948 | Tennessee -1 (NR/18) | 16 | 13 | 10-21-1961 | Tulane -6 (2/NR) | 41 | 0 | 10-2-1976 | Auburn -6 (16/NR) | 0 | 10 | 9-9-2000 | Auburn (17/NR) | 27 | 35 |
| 10-29-1949 | at LSU(NR/17) | 7 | 34 | 10-28-1961 | Vanderbilt (2/NR) | 47 | 0 | 10-9-1976 | Georgia (NR/4) | 21 | 17 | 10-14-2000 | at Alabama (25/NR) | 7 | 45 |
| 9-30-1950 | at Kentucky (NR/13) | 0 | 27 | 11-4-1961 | at LSU (2/10) | 7 | 10 | 10-16-1976 | at South Carolina (16/NR) | 7 | 10 | 11-18-2000 | at Georgia (NR/21) | 14 | 32 |
| 10-14-1950 | at Vanderbilt (NR/19) | 14 | 20 | 11-11-1961 | Chattanooga (7/NR) | 54 | 0 | 9-10-1977 | Alabama -9 (NR/6) | 13 | 34 | 11-23-2000 | Mississippi State (NR/23) | 45 | 30 |
| 11-18-1950 | at Tennessee (NR/9) | 0 | 35 | 11-18-1961 | Tennessee -1 (6/NR) | 24 | 10 | 9-17-1977 | Notre Dame -6 (NR/3) | 20 | 13 | 11-17-2001 | Georgia (NR/23) | 15 | 35 |
| 9-29-1951 | Kentucky (NR/6) | 21 | 17 | 12-2-1961 | at Mississippi State (5/NR) | 37 | 7 | 9-23-1978 | at Missouri (NR/17) | 14 | 45 | 10-5-2002 | Florida (NR/6) | 17 | 14 |
| 11-17-1951 | Tennessee (NR/2) | 21 | 46 | 1-1-1962 | Texas (5/3) -7 | 7 | 12 | 11-4-1978 | at LSU(NR/12) | 8 | 30 | 10-12-2002 | Arkansas State (25/NR) | 52 | 17 |
| 10-4-1952 | Auburn -1 (18/NR) | 20 | 7 | 9-22-1962 | Memphis State (6/NR) | 21 | 7 | 9-17-1979 | Missouri -6 (NR/9) | 7 | 33 | 10-19-2002 | at Alabama (21/24) | 7 | 42 |
| 11-8-1952 | at Houston (14/NR) | 6 | 0 | 9-29-1962 | Kentucky (7/NR) | 14 | 0 | 11-17-1979 | Tennessee -6 (NR/18) | 44 | 20 | 11-9-2002 | at Georgia (NR/7) | 17 | 31 |
| 11-15-1952 | Maryland (11/3) | 21 | 14 | 10-6-1962 | at Houston (7/NR) | 40 | 7 | 9-20-1980 | Alabama -6 (NR/1) | 35 | 59 | 11-23-2002 | at LSU(NR/21) | 13 | 14 |
| 11-29-1952 | Mississippi State (6/NR) | 20 | 14 | 10-20-1962 | Tulane (5/NR) | 21 | 0 | 10-11-1980 | at Georgia (NR/6) | 21 | 28 | 10-4-2003 | at Florida (NR/24) | 20 | 17 |
| 1-1-1953 | Georgia Tech -3 (7/2) | 7 | 24 | 10-27-1962 | Vanderbilt (7/NR) | 35 | 0 | 11-22-1980 | Mississippi State -6 (NR/17) | 14 | 19 | 10-25-2003 | Arkansas (NR/20) | 19 | 7 |
| 10-3-1953 | at Auburn (15/NR) | 0 | 13 | 11-3-1962 | at LSU (6/4) | 15 | 7 | 10-3-1981 | at Alabama (NR/11) | 13 | 27 | 11-1-2003 | South Carolina (20/NR) | 43 | 40 |
| 10-31-1953 | at LSU(18/NR) | 27 | 16 | 11-10-1962 | Chattanooga (4/NR) | 52 | 7 | 10-10-1981 | Georgia (NR/11) | 7 | 37 | 11-8-2003 | at Auburn (20/NR) | 24 | 20 |
| 11-7-1953 | North Texas (12/NR) | 40 | 7 | 11-17-1962 | at Tennessee (3/NR) | 19 | 6 | 9-18-1982 | Alabama -6 (NR/4) | 14 | 42 | 11-22-2003 | LSU(15/3) | 14 | 17 |
| 11-14-1953 | at Maryland (11/2) | 0 | 38 | 12-1-1962 | Mississippi State (3/NR) | 13 | 6 | 9-25-1982 | Arkansas -4 (NR/9) | 11 | 14 | 11-27-2003 | at Mississippi State (17/NR) | 31 | 0 |
| 9-17-1954 | North Texas -1 (10/NR) | 35 | 12 | 1-1-1963 | Arkansas -3 (3/6) | 17 | 13 | 9-19-1982 | at Georgia (NR/5) | 10 | 33 | 1-2-2004 | Oklahoma State -7 (16/21) | 31 | 28 |
| 9-25-1954 | Kentucky -1 (9/NR) | 28 | 9 | 9-21-1963 | at Memphis State (2/NR) | 0 | 0 | 10-30-1982 | at LSU(NR/13) | 8 | 45 | 10-9-2004 | at South Carolina (NR/25) | 31 | 28 |
| 10-2-1954 | at Villanova (8/NR) | 52 | 0 | 10-5-1963 | at Houston (10/NR) | 20 | 6 | 9-17-1983 | at Alabama (NR/12) | 0 | 40 | 10-30-2004 | Auburn (NR/3) | 14 | 35 |
| 10-9-1954 | at Vanderbilt (7/NR) | 22 | 7 | 10-19-1963 | at Tulane (5/NR) | 21 | 0 | 9-24-1983 | Arkansas -6(NR/18) | 13 | 10 | 11-20-2004 | at LSU(NR/14) | 24 | 27 |
| 10-16-1954 | Tulane (7/NR) | 34 | 7 | 10-26-1963 | Vanderbilt (5/NR) | 27 | 7 | 10-8-1983 | Georgia (NR/11) | 11 | 36 | 10-1-2005 | at Tennessee (NR/9) | 10 | 27 |
| 10-23-1954 | Arkansas -4 (5/7) | 0 | 6 | 11-2-1963 | at LSU(3/NR) | 37 | 3 | 11-12-1983 | at Tennessee (NR/19) | 13 | 10 | 10-15-2005 | Alabama (NR/6) | 10 | 13 |
| 10-30-1954 | at LSU(12/NR) | 21 | 6 | 11-9-1963 | Tampa (3/NR) | 41 | 0 | 12-10-1983 | Air Force -11 (NR/16) | 3 | 9 | 10-29-2005 | at Auburn (NR/19) | 3 | 27 |
| 11-6-1954 | at Memphis State (9/NR) | 51 | 0 | 11-16-1963 | Tennessee -1 (3/NR) | 20 | 0 | 10-6-1984 | Auburn (NR/18) | 13 | 17 | 11-19-2005 | LSU (NR/4) | 7 | 40 |
| 11-13-1954 | at Houston (7/NR) | 26 | 0 | 11-30-1963 | at Mississippi St. (3/NR) | 10 | 10 | 10-13-1984 | at Georgia (NR/15) | 12 | 18 | 9-30-2006 | Georgia (NR/10) | 9 | 14 |
| 9-17-1955 | Georgia -5 (15/NR) | 26 | 13 | 1-1-1964 | Alabama -3 (7/8) | 7 | 12 | 11-3-1984 | at LSU (NR/15) | 20 | 32 | 10-21-2006 | at Arkansas (NR/15) | 3 | 38 |
| 9-24-1955 | at Kentucky (8/NR) | 14 | 21 | 9-19-1964 | Memphis State (1/NR) | 30 | 0 | 9-14-1985 | Arkansas -6 (NR/14) | 19 | 24 | 10-28-2006 | Auburn (NR/7) | 17 | 23 |
| 10-29-1955 | at LSU(20/NR) | 29 | 26 | 9-26-1964 | Kentucky -6 (1/NR) | 21 | 27 | 10-5-1985 | at Auburn (NR/14) | 0 | 41 | 11-18-2006 | at LSU (NR/9) (ot) | 20 | 23 |
| 11-5-1955 | at Memphis St. (15/NR) | 39 | 6 | 10-31-1964 | at LSU(NR/9) | 10 | 11 | 10-12-1985 | Georgia -6 (NR/18) | 21 | 49 | 9-22-2007 | Florida (NR/3) | 24 | 30 |
| 11-12-1955 | Houston -6 (14/NR) | 27 | 11 | 9-25-1965 | at Kentucky (NR/10) | 7 | 16 | 11-2-1985 | LSU -6 (NR/16) | 0 | 14 | 9-29-2007 | at Georgia (NR/15) | 17 | 45 |
| 11-26-1955 | at Mississippi St. (15/NR) | 26 | 0 | 10-9-1965 | Florida (NR/10) | 0 | 17 | 11-16-1985 | at Tennessee (NR/18) | 14 | 34 | 10-27-2007 | at Auburn (NR/23) | 3 | 17 |
| 1-2-1956 | Texas Christian -7 (10/5) | 14 | 13 | 10-30-1965 | LSU -6(NR/5) | 23 | 0 | 9-13-1986 | Arkansas -4 (NR/18) | 0 | 21 | 11-17-2007 | LSU (NR/1) | 24 | 41 |
| 9-22-1956 | North Texas State (13/NR) | 45 | 0 | 11-13-1965 | Tennessee -1 (NR/8) | 14 | 13 | 11-1-1986 | at LSU(NR/11) | 21 | 19 | 9-6-2008 | at Wake Forest (NR/20) | 28 | 30 |
| 9-29-1956 | Kentucky -1 (9/NR) | 37 | 7 | 10-1-1966 | Alabama -6 (NR/3) | 7 | 17 | 11-15-1986 | Tennessee -6 (20/NR) | 10 | 22 | 9-27-2008 | at Florida (NR/4) | 31 | 30 |
| 10-6-1956 | Houston -6 (6/NR) | 14 | 0 | 11-12-1966 | at Tennessee (NR/10) | 14 | 7 | 9-12-1987 | Arkansas -6 (NR/13) | 10 | 31 | 10-18-2008 | at Alabama (NR/2) | 20 | 24 |
| 10-13-1956 | Vanderbilt (7/13) | 16 | 0 | 10-7-1967 | Alabama -9 (NR/9) | 7 | 21 | 10-3-1987 | Georgia (NR/20) | 14 | 31 | 11-22-2008 | at LSU (NR/18) | 31 | 13 |
| 10-20-1956 | Tulane -6 (6/19) | 3 | 10 | 10-14-1967 | Georgia -6 (NR/3) | 29 | 20 | 10-31-1987 | LSU -6 (NR/5) | 13 | 42 | 11-28-2008 | Mississippi State (25/NR) | 45 | 0 |
| 10-27-1956 | Arkansas -4 (10/NR) | 0 | 14 | 10-28-1967 | Houston (NR/9) | 14 | 13 | 11-14-1987 | at Tennessee (NR/15) | 13 | 55 | 1-2-2009 | Texas Tech -7 (20/8) | 47 | 34 |
| 11-17-1956 | at Tennessee (19/1) | 7 | 27 | 10-5-1968 | Alabama -6 (NR/11) | 10 | 8 | 10-1-1988 | at Georgia (NR/15) | 12 | 36 | 9-6-2009 | at Memphis (8/NR) | 45 | 14 |
| 9-28-1957 | at Kentucky (19/NR) | 15 | 0 | 10-12-1968 | at Georgia (13/17) | 7 | 21 | 10-8-1988 | at Alabama (NR/12) | 22 | 12 | 9-19-2009 | SE Louisiana (5/NR) | 52 | 6 |
| 10-5-1957 | Hardin-Simmons (15/NR) | 34 | 7 | 10-19-1968 | Southern Miss (16/NR) | 21 | 13 | 10-29-1988 | at LSU (NR/13) | 20 | 31 | 9-24-2009 | at South Carolina (4/NR) | 10 | 16 |
| 10-12-1957 | at Vanderbilt (14/NR) | 28 | 0 | 10-26-1968 | Houston -6 (17/NR) | 7 | 20 | 9-23-1989 | Arkansas -6 (NR/8) | 17 | 24 | 10-3-2009 | at Vanderbilt (18/NR) | 23 | 7 |
| 10-18-1957 | at Tulane (11/NR) | 50 | 0 | 11-2-1968 | at LSU(NR/12) | 27 | 24 | 10-7-1989 | Alabama -6 (NR/13) | 27 | 62 | 10-10-2009 | Alabama (16/3) | 3 | 22 |
| 10-26-1957 | Arkansas -1 (6/NR) | 6 | 12 | 11-16-1968 | at Tennessee (NR/11) | 0 | 31 | 11-18-1989 | at Tennessee (NR/9) | 21 | 33 | 10-24-2009 | Arkansas (25/NR) | 30 | 17 |
| 11-2-1957 | Houston -6 (14/NR) | 20 | 7 | 9-20-1969 | Memphis State (9/NR) | 28 | 3 | 9-22-1990 | Arkansas -4 (NR/13) | 21 | 17 | 10-31-2009 | at Auburn (22/NR) | | |
| 11-9-1957 | LSU(14/NR) | 14 | 12 | 9-27-1969 | at Kentucky (8/NR) | 9 | 10 | 10-13-1990 | at Georgia (24/NR) | 28 | 12 | | | | |
| 11-16-1957 | Tennessee -1 (8/7) | 14 | 7 | 10-4-1969 | Alabama -9 (20/15) | 32 | 33 | 10-20-1990 | Arkansas State (18/NR) | 42 | 13 | | | | |

NUTT BREAKDOWN

PERSONAL INFORMATION

BORN: Oct. 14, 1957
FAMILY: Wife Diana (Thomas); twin daughters Hailey and Hanna (9/26/88); daughter Haven (3/19/91); son Houston III (3/11/87)
EDUCATION:
 Central HS (Little Rock, Ark.) (1976)
 Oklahoma State – B.A. in physical education (1981)
CAREER COACHING RECORD: 125-76 (.622)

PLAYING EXPERIENCE

1976-77 Arkansas (quarterback)
1979-80 Oklahoma State (quarterback)

COACHING EXPERIENCE

1981 Oklahoma State (GA coach – secondary)
1982 Oklahoma State (GA coach – running backs)
1983 Arkansas (GA coach – running backs)
May-August 1984
 Arkansas State (assistant coach – QBs)
1984-89 Oklahoma State (assistant coach – WRs)
1990-92 Arkansas (assistant coach – WRs)
1993-96 Murray State (head coach)
1997 Boise State (head coach)
1998-07 Arkansas (head coach)
2008-09 Ole Miss (head coach)

YEAR-BY-YEAR COACHING

| Year | School | W | L | Pct. |
|----------------------------|--------------|------------|-----------|-------------|
| 1993 | Murray State | 4 | 7 | .364 |
| 1994 | Murray State | 5 | 6 | .455 |
| 1995 | Murray State | 11 | 1 | .917 |
| 1996 | Murray State | 11 | 2 | .846 |
| 1997 | Boise State | 5 | 6 | .455 |
| 1998 | Arkansas | 9 | 3 | .750 |
| 1999 | Arkansas | 8 | 4 | .667 |
| 2000 | Arkansas | 6 | 6 | .500 |
| 2001 | Arkansas | 7 | 5 | .583 |
| 2002 | Arkansas | 9 | 5 | .643 |
| 2003 | Arkansas | 9 | 4 | .692 |
| 2004 | Arkansas | 5 | 6 | .455 |
| 2005 | Arkansas | 4 | 7 | .364 |
| 2006 | Arkansas | 10 | 4 | .714 |
| 2007 | Arkansas | 8 | 4 | .667 |
| 2008 | Ole Miss | 9 | 4 | .692 |
| 2009 | Ole Miss | 5 | 2 | .714 |
| Totals (16 seasons) | | 125 | 76 | .622 |
| Murray State (4 seasons) | | 31 | 16 | .660 |
| Boise State (1 season) | | 5 | 6 | .455 |
| Arkansas (10 seasons) | | 75 | 48 | .610 |
| Ole Miss (2 seasons) | | 14 | 6 | .700 |

HEAD COACH HOUSTON NUTT

BOWL BERTHS (9)

Ole Miss: 2009 Cotton Bowl.
Arkansas: 1999 Citrus Bowl, 2000 Cotton Bowl, 2000 Las Vegas Bowl, 2002 Cotton Bowl, 2002 Music City Bowl, 2003 Independence Bowl, 2007 Capital One Bowl, 2008 Cotton Bowl.

HONORS

Ole Miss: 2008 SEC Coach of the Year (SEC Coaches, The Touchdown Club of Atlanta), 2008 AFCA Region 2 Coach of the Year.
Arkansas: 2006 SEC Coach of the Year (Associated Press, SEC Coaches), 2006 AFCA Region 2 Coach of the Year, 2001 SEC Coach of the Year (Associated Press, SEC Coaches), The Football News 1998 Division I-A Coach of the Year, 1998 AFCA Division I-A Region 2 Coach of the Year.
Murray State: 1996 AFCA Division I-AA Region 3 Coach of the Year, 1995 AFCA Division I-AA Region 3 Coach of the Year, 1995 Eddie Robinson Division I-AA National Coach of the Year.

ACCOMPLISHMENTS

- Ranks 17th in coaching victories among active NCAA FBS coaches.
- Guided Ole Miss to bowl eligibility in his first season following a four-year bowl drought for the Rebels. Nutt is just the fifth Ole Miss coach to guide the Rebels to a bowl in his first season.
- Directed his teams to nine bowl berths in the past 11 seasons, most of any SEC Western Division coach during this span. Nutt's squads also recorded eight or more wins in seven of those 11 campaigns.
- The Sept. 27 victory over No. 4 Florida was his fifth career win over a top-five opponent as a head coach. Nutt is 5-8 all-time against top-five teams, including a 50-48 triple OT victory at No. 1 LSU in 2007. In all five wins, Nutt's team entered the game unranked, and four of the wins came on the road.
- Recorded 19 victories over ranked opponents as a head coach.
- Mentored 18 All-America selections, 77 All-SEC selections, 153 SEC Academic Honor Roll and 33 NFL Draft selections.
- Named the 36th head coach of the Ole Miss Rebel football program on Nov. 28, 2007.
- Guided the Razorbacks to SEC Western Division titles in 1998, 2002 and 2006, with Championship Game appearances in the last two.
- Led the SEC's top-ranked team in scoring offense from 2002-04. The Hogs averaged 29.8 points per game during that stretch. They were also the top-scoring team in the Western Division during Nutt's tenure. The Razorbacks averaged 28.89 points per game (3,553 points) since 1998 and scored 20 points or more 92 times in Nutt's 123 games. The Hogs averaged a school-record 39.8 points per game in 2007.
- Fielded the top rushing offense in the SEC over his 10 years in Fayetteville. UA rushed for 200.1 yards per game in that time.
- His Razorbacks led the SEC in rushing in 2002, 2003, 2005, 2006 and 2007. The 2002 Hogs averaged 218.9 yards rushing per game, while the 2003 squad cranked out 241.9 yards per game. Arkansas finished second in the league in rushing in 2004, pounding out 187.4 yards per game. The 2005 Razorbacks averaged 216.9 yards per game, while the 2006 squad rushed for 228.5 yards per game, which also ranked fourth nationally. Arkansas was No. 4 in the nation in 2007 at 296.8 yards per game.



twitter
@RebelCoachNutt

COACHING STAFF

** In Press Box on Gameday*



Kent Austin*
 Offensive Coordinator/
 Quarterbacks



Kim Dameron*
 Safeties



Ron Dickerson
 Wide Receivers



Mike Markuson
 Running Game
 Coordinator/Offensive Line



Derrick Nix
 Running Backs



Tyrone Nix
 Defensive Coordinator/
 Linebackers



Terry Price
 Defensive Line



James Shibest
 Special Teams
 Coordinator/Tight Ends



Chris Vaughn
 Recruiting Coordinator/
 Cornerbacks



Lanier Goethie
 Defensive Graduate
 Assistant Coach



Clark Irwin
 Offensive Graduate
 Assistant Coach

UPDATED DEPTH CHART

OFFENSE

| | | |
|----|----|--|
| SE | 3 | Shay Hodge (6-2, 207, Sr-3L) |
| | 16 | Markeith Summers (6-3, 205, Jr-2L) |
| | 11 | Pat Paterson (6-2, 215, Fr-HS) |
| LT | 78 | Bradley Sowell (6-7, 305, So-1L) |
| | 73 | Alex Washington (6-4, 340, So-1L) |
| LG | 71 | Reid Neely (6-6, 320, Sr-3L) |
| | 76 | A. J. Hawkins (6-4, 305, Fr-HS) |
| C | 72 | Daverin Geraldts (6-2, 305, Sr-2L) |
| | 65 | Mark Jean-Louis (6-2, 330, Sr-1L) |
| RG | 63 | Brandon Green (6-2, 305, Sr-1L) |
| | 76 | A. J. Hawkins (6-4, 305, Fr-HS) |
| RT | 77 | John Jerry (6-6, 335, Sr-3L) |
| | 79 | Bobby Massie (6-6, 317, Fr-HS) |
| TE | 80 | Gerald Harris (6-6, 265, Sr-1L) |
| | 83 | Ferbia Allen (6-4, 240, Fr-RS) |
| | 33 | E. J. Epperson (6-2, 250, Fr-RS) |
| FL | 22 | Dexter McCluster (5-9, 170, Sr-3L) |
| | 21 | Lionel Breaux (6-0, 198, Jr-2L) |
| | 87 | Jacarious Lucas (6-3, 195, Sr-1L) |
| QB | 4 | Jevan Snead (6-3, 220, Jr-1L) |
| | 12 | Nathan Stanley (6-5, 215, Fr-RS) OR |
| | 17 | Billy Tapp (6-4, 240, Sr-1L) |
| RB | 34 | Brandon Bolden (5-11, 220, So-1L) |
| | 25 | Cordera Eason (6-0, 224, Sr-3L) |
| | 2 | Rodney Scott (5-8, 195, Fr-HS) |
| FB | 43 | Andy Hartmann (5-10, 243, Sr-3L) |
| | 36 | Dan Hoffman (6-1, 230, So-Sq) |
| | 30 | Derrick Davis (6-0, 242, Jr-1L) |

DEFENSE

| | | |
|-----|----|--------------------------------------|
| E | 92 | Marcus Tillman (6-4, 273, Sr-3L) |
| | 95 | Emmanuel Stephens (6-3, 255, Sr-1L) |
| N | 57 | Jerrell Powe (6-2, 330, Jr-1L) |
| | 99 | Ted Laurent (6-1, 303, Jr-2L) |
| DT | 96 | Lawon Scott (6-2, 310, Jr-2L) |
| | 94 | LaMark Armour (6-2 1/2, 275, Sr-2L) |
| E | 40 | Kentrell Lockett (6-5, 254, Jr-2L) |
| | 86 | Greg Hardy (6-5, 275, Sr-3L) |
| | 90 | Gerald Rivers (6-5, 240, Fr-RS) |
| WLB | 7 | Patrick Trahan (6-2 1/2, 235, Sr-1L) |
| | 49 | Joel Kight (5-8, 220, Fr-HS) |
| MLB | 51 | Jonathan Cornell (6-1, 235, Jr-2L) |
| | 42 | D.T. Shackelford (6-1, 230, Fr-HS) |
| SLB | 9 | Allen Walker (6-1, 225, Jr-2L) |
| | 48 | Lamar Brumfield (6-0, 234, Sr-2L) |
| LCB | 8 | Marshay Green (5-9, 175, Sr-3L) |
| | 41 | Marcus Temple (5-10, 188, So-1L) |
| SS | 20 | Johnny Brown (6-0, 212, Jr-2L) |
| | 26 | Derrick Herman (5-10, 185, So-1L) |
| FS | 1 | Kendrick Lewis (6-1, 195, Sr-3L) |
| | 35 | Fon Ingram (6-0, 200, Jr-2L) |
| RCB | 24 | Cassius Vaughn (5-11, 195, Sr-3L) |
| | 6 | Jeremy McGee (5-10, 180, Jr-1L) |

SPECIALISTS

| | | |
|-------|----|-------------------------------------|
| PK | 93 | Joshua Shene (5-9, 170, Sr-3L) |
| | 81 | Bryson Rose (6-0, 193, Fr-RS) |
| P | 97 | Tyler Campbell (6-2, 210, Fr-HS) |
| | 89 | Justin Sparks (6-2, 195, Sr-2L) |
| KO | 96 | Andrew Ritter (6-3, 205, Fr-HS) |
| | 46 | David Hankins (6-3, 222, So-Sq) |
| HOLD | 84 | Richie Contartesi (5-8, 163, Jr-Sq) |
| | 17 | Billy Tapp (6-4, 240, Sr-1L) |
| SNAP | 68 | Preston Powers (6-1, 258, Sr-3L) |
| | 69 | Wesley Phillips (6-0, 215, Jr-Sq) |
| KORet | 10 | Jesse Grandy (5-10, 155, Fr-HS) |
| | 25 | Cordera Eason (6-0, 224, Sr-3L) |
| PRet | 8 | Marshay Green (5-9, 175, Sr-3L) |
| | 10 | Jesse Grandy (5-10, 155, Fr-HS) |
| | 22 | Dexter McCluster (5-9, 170, Sr-3L) |

PRONUNCIATION GUIDE

| | |
|------------------|--------------|
| Lionel BREAU | .BRO |
| ENRIQUE Davis | .in-REEK-ay |
| DAVERIN Geraldts | .DAVE-run |
| LEKENWIC Haynes | .la-KEN-wick |
| George HELOW | .HEE-low |
| Mark JEAN-LOUIS | .ZHAN-loo-EE |
| RISHAW Johnson | .REE-shaw |
| Ted LAURENT | .lo-RENT |
| JA-MES Logan | .ja-MEZ |
| JACARIOUS Lucas | .ju-CARRY-us |
| Jerrell POWE | .PO |
| LAWON Scott | .la-WAHN |
| Joshua SHENE | .SHEEN |
| James SHIBEST | .SHE-best |
| JEVAN Snead | .JEV-in |
| Bradley SOWELL | .SAUW-ul |
| CASSIUS Vaughn | .CASH-us |

| ALPHABETICAL | | |
|--------------|-------------------|------|
| No. | Name | Pos. |
| 91 | Richard Absher | TE |
| 83 | Ferbia Allen | TE |
| 46 | Kenny Anderson | FB |
| 94 | LaMark Armour | DE |
| 31 | Ben Benedetto | FB |
| 48 | Justin Bigham | TE |
| 17 | Danny Blanks | WR |
| 34 | Brandon Bolden | RB |
| 21 | Lionel Breaux | WR |
| 61 | Zack Brent | OL |
| 20 | Johnny Brown | S |
| 55 | Michael Brown | OL |
| 48 | Lamar Brumfield | LB |
| 40 | Scott Bubis | FB |
| 25 | Ryan Campbell | DB |
| 97 | Tyler Campbell | P |
| 54 | Logan Clair | OL |
| 81 | William Cole | WR |
| 94 | Chris Conley | P |
| 84 | Richie Contartesi | WR |
| 51 | Jonathan Cornell | LB |
| 13 | Raymond Cotton | QB |
| 34 | Frank Crawford | DB |
| 30 | Derrick Davis | RB |
| 27 | Enrique Davis | RB |
| 25 | Cordera Eason | RB |
| 56 | Nick Eley | DT |
| 33 | E.J. Epperson | TE |
| 58 | Corey Gaines | DT |
| 72 | Daverin Geraldts | C |
| 67 | Chris Gill | OL |
| 10 | Jesse Grandy | WR |
| 86 | Terrell Grant | WR |
| 63 | Brandon Green | OL |
| 8 | Marshay Green | CB |
| 27 | Garen Green-Scott | S |
| 45 | H.R. Greer | FB |
| 46 | David Hankins | K |
| 86 | Greg Hardy | DE |
| 19 | Andrew Harris | WR |
| 80 | Gerald Harris | TE |
| 5 | Melvin Harris | WR |
| 43 | Andy Hartmann | FB |
| 76 | A.J. Hawkins | OL |
| 37 | Lekenwic Haynes | LB |
| 23 | George Helow | CB |
| 26 | Derrick Herman | DB |
| 64 | Jacob Hickman | LS |
| 32 | Reggie Hicks | TE |
| 3 | Shay Hodge | WR |
| 36 | Dan Hoffman | FB |
| 83 | Jordan Holder | WR |
| 22 | Kyle Horine | CB |
| 35 | Fon Ingram | S |
| 65 | Mark Jean-Louis | OL |
| 77 | John Jerry | OL |
| 75 | Rishaw Johnson | OL |
| 53 | Jason Jones | LB |
| 85 | Layton Jones | TE |
| 39 | Dele Junaid | DB |
| 49 | Joel Kight | LB |
| 33 | Tyler King | FB |

| NUMERICAL | | | | | | | |
|-----------|---------------------|------|-------|-----|----------|---|--|
| No. | Name | Pos. | Ht. | Wt. | Yr.-Exp. | Hometown (Previous School) | |
| 1 | Kendrick Lewis | S | 6-1 | 195 | Sr.-3L | New Orleans, La. (O. Perry Walker) | |
| 2 | Rodney Scott | RB | 5-8 | 195 | Fr.-HS | Cross City, Fla. (Dixie County) | |
| 3 | Shay Hodge | WR | 6-2 | 207 | Sr.-3L | Morton, Miss. (Morton) | |
| 4 | Jevan Snead | QB | 6-3 | 220 | Jr.-1L | Stephenville, Texas (Stephenville; Texas) | |
| 5 | Melvin Harris | WR | 6-7 | 200 | Fr.-RS | Buford, Ga. (Buford) | |
| 6 | Jeremy McGee | CB | 5-10 | 180 | Jr.-1L | New Orleans, La. (Edna Karr; UCLA) | |
| 7 | Patrick Trahan | LB | 6-2 | 235 | Sr.-1L | New Orleans, La. (St. Augustine; Auburn; NW Mississippi C.C.) | |
| 8 | Marshay Green | CB | 5-9 | 175 | Sr.-3L | Bastrop, La. (Bastrop) | |
| 9 | Allen Walker | LB | 6-1 | 225 | Jr.-2L | Olive Branch, Miss. (Olive Branch) | |
| 10 | Jesse Grandy | WR | 5-10 | 155 | Fr.-HS | Pine Bluff, Ark. (Dollarway) | |
| 11 | Pat Patterson | WR | 6-2 | 215 | Fr.-HS | Macon, Miss. (Noxubee County) | |
| 12 | Nathan Stanley | QB | 6-5 | 215 | Fr.-RS | Tahlequah, Okla. (Sequoyah) | |
| 13 | Raymond Cotton | QB | 6-4 | 225 | Fr.-HS | Fort Meade, Md. (Fort Meade) | |
| 13 | Brent Phillips | S | 6-1 | 202 | Jr.-HS | Farmington, Ark. (Fayetteville) | |
| 14 | Clayton Moore | QB | 6-1 | 205 | Fr.-HS | Louisville, Miss. (Louisville) | |
| 14 | Brandon Sanders | LB | 6-0 | 208 | Fr.-RS | Suwanee, Ga. (Peachtree Ridge) | |
| 15 | Demareo Marr | DB | 6-1 | 190 | Jr.-RS | Southaven, Miss. (DeSoto Central; NW Mississippi C.C.) | |
| 15 | Charles Sawyer | DB | 5-10 | 172 | Fr.-HS | Miami, Fla. (Coral Reef) | |
| 16 | Markeith Summers | WR | 6-3 | 205 | Jr.-2L | Olive Branch, Miss. (Olive Branch) | |
| 17 | Danny Blanks | WR | 5-11 | 180 | Fr.-HS | Baton Rouge, La. (McKinley) | |
| 17 | Billy Tapp | QB | 6-4 | 240 | Sr.-1L | St. Petersburg, Fla. (St. Petersburg Catholic) | |
| 19 | Andrew Harris | WR | 6-2 | 200 | So.-1L | St. Petersburg, Fla. (St. Petersburg Catholic; Hargrave) | |
| 20 | Johnny Brown | S | 6-0 | 212 | Jr.-2L | Charleston, Miss. (Charleston) | |
| 21 | Lionel Breaux | WR | 6-0 | 198 | Jr.-2L | New Orleans, La. (McDonogh 35) | |
| 22 | Kyle Horine | CB | 5-10 | 185 | Fr.-RS | Kingwood, Texas (Kingwood) | |
| 22 | Dexter McCluster | WR | 5-9 | 170 | Sr.-3L | Largo, Fla. (Largo) | |
| 23 | George Helow | CB | 5-8 | 185 | Jr.-1L | Jacksonville, Fla. (Bishop Kenny; Hargrave) | |
| 24 | Cassius Vaughn | CB | 5-11 | 195 | Sr.-3L | Memphis, Tenn. (East) | |
| 25 | Ryan Campbell | DB | 6-0 | 175 | Fr.-HS | Columbus, Ga. (Carver) | |
| 25 | Cordera Eason | RB | 6-0 | 224 | Sr.-3L | Meridian, Miss. (Meridian) | |
| 26 | Derrick Herman | DB | 5-10 | 185 | So.-1L | Cleveland, Miss. (Cleveland) | |
| 27 | Enrique Davis | RB | 6-0 | 220 | So.-1L | Lynn Haven, Fla. (A. Crawford Mosley; Hargrave) | |
| 27 | Garen Green-Scott | S | 5-10 | 200 | Fr.-HS | Baltimore, Md. (Mergenthaler; Hargrave) | |
| 28 | Korvic Neat | RB | 5-8 | 160 | Fr.-HS | Hallandale, Fla. (Hallandale) | |
| 28 | Julian Whitehead | CB | 5-9 | 190 | Fr.-RS | Lilburn, Ga. (Hargrave; Parkview) | |
| 29 | Devin Thomas | RB | 5-10 | 205 | So.-1L | San Antonio, Texas (Madison) | |
| 30 | Derrick Davis | FB | 6-0 | 242 | Jr.-2L | Meridian, Miss. (Meridian) | |
| 30 | Jared Mitchell | S | 6-3 | 190 | Fr.-RS | Chesterfield, Mo. (Parkway Central; Hargrave) | |
| 31 | Ben Benedetto | FB | 6-1½ | 240 | Jr.-1L | Metairie, La. (Brother Martin) | |
| 31 | Rudy Wilson | DB | 6-0 | 205 | Fr.-RS | Port Orange, Fla. (Mainland; Hargrave) | |
| 32 | Reggie Hicks | TE | 6-2 | 240 | Jr.-2L | Madison, Miss. (Madison Central) | |
| 33 | E.J. Epperson | TE | 6-2 | 250 | Fr.-RS | Humboldt, Tenn. (Humboldt) | |
| 33 | Tyler King | FB | 5-11½ | 224 | Fr.-HS | Suwanee, Ga. (Buford; Hargrave) | |
| 34 | Brandon Bolden | RB | 5-11 | 220 | So.-1L | Baton Rouge, La. (Scotlandville Magnet) | |
| 34 | Frank Crawford | DB | 6-1 | 160 | Fr.-HS | Miami, Fla. (Gulliver Prep) | |
| 35 | Fon Ingram | S | 6-0 | 200 | Jr.-2L | Atlanta, Ga. (McNair) | |
| 36 | Dan Hoffman | FB | 6-1 | 230 | So.-Sq | Miami, Fla. (LaSalle) | |
| 36 | Nick Lanciault | S | 5-10 | 209 | Fr.-HS | Fredericksburg, Va. (Colonial Forge; Hargrave) | |
| 37 | Lekenwic Haynes | DB | 6-3 | 220 | Fr.-RS | Rosenberg, Texas (B. F. Terry) | |
| 37 | Matt Tarpley | WR | 5-10 | 180 | Fr.-HS | Minneapolis, Minn. (Wayzata) | |
| 39 | Dele Junaid | DB | 6-1 | 187 | Fr.-HS | Sugar Land, Texas (Hightower) | |
| 39 | Bryan Powers | P | 6-0 | 217 | Jr.-Sq | Pacifica, Calif. (Terra Nova; College of San Mateo) | |
| 40 | Scott Bubis | FB | 5-11 | 225 | Fr.-HS | Brentwood, Tenn. (Montgomery Bell Academy) | |
| 40 | Kentrell Lockett | DE | 6-5 | 254 | Jr.-2L | Hahnville, La. (Hahnville) | |
| 41 | Colby Landers | FB | 6-0 | 243 | Sr.-Sq | Bryant, Ark. (Bryant) | |
| 41 | Marcus Temple | CB | 5-10 | 188 | So.-1L | Manquin, Va. (King William; Hargrave) | |
| 42 | Will Rollins | FB | 5-11 | 225 | Fr.-HS | Little Rock, Ark. (Little Rock Central) | |
| 42 | D.T. Shackelford | LB | 6-1 | 230 | Fr.-HS | Decatur, Ala. (Austin) | |
| 43 | Andy Hartmann | FB | 5-10 | 243 | Sr.-3L | Cooper City, Fla. (American Heritage) | |
| 43 | Griffin Littlefield | S | 5-9½ | 185 | Fr.-RS | Pike Road, Ala. (Trinity Presbyterian School) | |
| 44 | Trey Trip | LB | 6-1 | 225 | So.-Sq | Buford, Ga. (Peachtree Ridge) | |
| 45 | H.R. Greer | FB | 5-11 | 225 | Fr.-RS | Olive Branch, Miss. (Southern Baptist Education) | |

| ALPHABETICAL | | |
|--------------|---------------------|------|
| No. | Name | Pos. |
| 45 | Josh Lancaster | LB |
| 36 | Nick Lanciault | S |
| 41 | Colby Landers | FB |
| 88 | J.D. Lawhorn | WR |
| 99 | Ted Laurent | DT |
| 1 | Kendrick Lewis | S |
| 43 | Griffin Littlefield | S |
| 40 | Kentrell Lockett | DE |
| 85 | Ja-Mes Logan | WR |
| 87 | Jacarius Lucas | WR |
| 15 | Demareo Marr | DB |
| 89 | Z. Mason | TE |
| 79 | Bobby Massie | OL |
| 22 | Dexter McCluster | WR |
| 70 | Emmanuel McCray | OL |
| 6 | Jeremy McGee | CB |
| 30 | Jared Mitchell | S |
| 14 | Clayton Moore | QB |
| 82 | Vincent Moss | WR |
| 28 | Korvic Neat | RB |
| 71 | Reid Neely | OL |
| 84 | Jack Nuismer | DE |
| 11 | Pat Patterson | WR |
| 13 | Brent Phillips | S |
| 66 | Chad Phillips | LS |
| 69 | Wesley Phillips | LS |
| 57 | Jerrell Powe | DT |
| 39 | Bryan Powers | P |
| 68 | Preston Powers | LS |
| 96 | Andrew Ritter | K |
| 90 | Gerald Rivers | DE |
| 42 | Will Rollins | FB |
| 81 | Bryson Rose | K |
| 82 | Garrett Ryan | DE |
| 14 | Brandon Sanders | DB |
| 15 | Charles Sawyer | DB |
| 96 | Lawon Scott | DT |
| 2 | Rodney Scott | RB |
| 42 | D.T. Shackelford | LB |
| 93 | Joshua Shene | K |
| 47 | Tim Simon | RB |
| 93 | Justin Smith | DL |
| 4 | Jevan Snead | QB |
| 78 | Bradley Sowell | OL |
| 89 | Justin Sparks | K-P |
| 12 | Nathan Stanley | QB |
| 97 | Rodney Steen | DE |
| 95 | Emmanuel Stephens | DE |
| 16 | Markeith Summers | WR |
| 17 | Billy Tapp | QB |
| 37 | Matt Tarpley | WR |
| 60 | Josh Tatum | OL |
| 41 | Marcus Temple | CB |
| 29 | Devin Thomas | RB |
| 92 | Marcus Tillman | DE |
| 7 | Patrick Trahan | LB |
| 44 | Trey Trip | LB |
| 24 | Cassius Vaughn | CB |
| 9 | Allen Walker | LB |
| 73 | Alex Washington | OL |
| 28 | Julian Whitehead | CB |
| 98 | Alex Williams | DE |
| 31 | Rudy Wilson | DB |

| NUMERICAL | | | | | | | |
|-----------|-------------------|------|-------|-----|----------|---|--|
| No. | Name | Pos. | Ht. | Wt. | Yr.-Exp. | Hometown (Previous School) | |
| 45 | Josh Lancaster | LB | 5-8 | 197 | Fr.-RS | Mobile, Ala. (St. Paul's Episcopal) | |
| 46 | Kenny Anderson | FB | 5-11 | 210 | Fr.-HS | Richmond, Va. (Monacan; Hargrave) | |
| 46 | David Hankins | K | 6-3 | 222 | So.-Sq | Shreveport, La. (C.E. Byrd) | |
| 47 | Tim Simon | RB | 6-1 | 213 | Fr.-HS | Cordova, Ala. (Cordova) | |
| 48 | Justin Bigham | TE | 6-0½ | 231 | Fr.-HS | Southaven, Miss. (DeWitt) | |
| 48 | Lamar Brumfield | LB | 6-0 | 234 | Sr.-2L | Lynwood, Calif. (Carson; Compton C.C.) | |
| 49 | Joel Kight | LB | 5-8 | 220 | Fr.-HS | Lithonia, Ga. (King) | |
| 51 | Jonathan Cornell | LB | 6-1 | 235 | Jr.-2L | Azusa, Calif. (Bishop Amat) | |
| 53 | Jason Jones | LB | 6-2 | 235 | Fr.-RS | Albany, Ga. (Westover) | |
| 54 | Logan Clair | OL | 6-5 | 305 | Jr.-JC | Mustang, Okla. (Mustang; Northeastern Oklahoma C.C.) | |
| 55 | Michael Brown | OL | 6-5 | 305 | Fr.-HS | Lexington, Texas (Lexington) | |
| 56 | Nick Eley | DT | 6-1 | 245 | Fr.-HS | Olive Branch, Miss. (Desoto Central) | |
| 57 | Jerrell Powe | DT | 6-2 | 330 | Jr.-1L | Waynesboro, Miss. (Wayne County; Hargrave) | |
| 58 | Corey Gaines | DT | 6-1 | 305 | Fr.-HS | Tallahassee, Fla. (Godby) | |
| 60 | Josh Tatum | OL | 6-5 | 315 | Fr.-RS | Marbury, Ala. (Marbury) | |
| 61 | Zack Brent | OL | 6-0 | 269 | So.-Sq | Oxford, Miss. (Lafayette) | |
| 63 | Brandon Green | OL | 6-2 | 305 | Sr.-1L | Southaven, Miss. (Southaven; NW Mississippi C.C.) | |
| 64 | Jacob Hickman | LS | 5-11 | 200 | Fr.-HS | Carriere, Miss. (Picayune) | |
| 65 | Mark Jean-Louis | OL | 6-2 | 330 | Sr.-1L | Palm Beach, Fla. (Palm Beach Gardens; Cerritos C.C.) | |
| 66 | Chad Phillips | LS | 6-1 | 267 | Fr.-HS | Madison, Miss. (Madison Central) | |
| 67 | Chris Gill | OL | 6-5 | 282 | Fr.-HS | Appleton, Wisc. (Xavier) | |
| 68 | Preston Powers | LS | 6-1 | 258 | Sr.-3L | Collierville, Tenn. (Briarcrest Christian) | |
| 69 | Wesley Phillips | LS | 6-0 | 215 | Jr.-Sq | Madison, Miss. (Madison Central) | |
| 70 | Emmanuel McCray | OL | 6-4 | 295 | Fr.-HS | Jackson, Miss. (Forest Hill) | |
| 71 | Reid Neely | OL | 6-6 | 320 | Sr.-3L | Jackson, Miss. (Jackson Academy) | |
| 72 | Daverin Geraldts | OL | 6-2 | 305 | Sr.-2L | Baton Rouge, La. (Scotlandville Magnet) | |
| 73 | Alex Washington | OL | 6-4 | 340 | So.-1L | Monroe, La. (Carroll) | |
| 75 | Rishaw Johnson | OL | 6-4 | 305 | So.-1L | Hammond, La. (Hammond) | |
| 76 | A.J. Hawkins | OL | 6-4 | 305 | Fr.-HS | Lithonia, Ga. (Martin Luther King) | |
| 77 | John Jerry | OL | 6-6 | 335 | Sr.-3L | Batesville, Miss. (South Panola; Hargrave) | |
| 78 | Bradley Sowell | OL | 6-7 | 305 | So.-1L | Hernando, Miss. (Hernando) | |
| 79 | Bobby Massie | OL | 6-6 | 317 | Fr.-HS | Lynchburg, Va. (Liberty Christian Academy; Hargrave) | |
| 80 | Gerald Harris | TE | 6-6 | 265 | Sr.-1L | Terrell, Texas (Terrell; Navarro College) | |
| 81 | William Cole | WR | 6-0 | 190 | Sr.-Sq | Oxford, Miss. (Oxford) | |
| 81 | Bryson Rose | K | 6-0 | 193 | Fr.-RS | Raleigh, N.C. (Wakefield) | |
| 82 | Vincent Moss | WR | 5-11 | 185 | So.-Sq | Munford, Ala. (Munford) | |
| 82 | Garrett Ryan | DE | 6-4 | 254 | Sr.-Sq | Marietta, Ga. (Walton; SE Louisiana) | |
| 83 | Ferbia Allen | TE | 6-4 | 240 | Fr.-RS | Pine Bluff, Ark. (Dollarway) | |
| 83 | Jordan Holder | WR | 5-10½ | 150 | Fr.-HS | Bay Springs, Miss. (Sylva Bay Academy) | |
| 84 | Richie Contartesi | WR | 5-8 | 163 | Jr.-Sq | Lake Worth, Fla. (Palm Beach Central; Jacksonville) | |
| 84 | Jack Nuismer | DE | 6-3 | 220 | Fr.-HS | Nashville, Tenn. (Lawrenceville School) | |
| 85 | Layton Jones | TE | 6-5 | 242 | Jr.-Sq | Greenville, Miss. (St. Joseph; NE Mississippi C.C.) | |
| 85 | Ja-Mes Logan | WR | 6-2 | 181 | Fr.-HS | Houston, Texas (Westfield) | |
| 86 | Terrell Grant | WR | 6-2 | 209 | Fr.-HS | Cleveland, Miss. (Cleveland) | |
| 86 | Greg Hardy | DE | 6-5 | 275 | Sr.-3L | Millington, Tenn. (Briarcrest Christian) | |
| 87 | Jacarius Lucas | WR | 6-3 | 195 | Sr.-1L | Cleveland, Miss. (East Side; Mississippi Delta C.C.) | |
| 88 | J.D. Lawhorn | WR | 6-1 | 180 | Sr.-Sq | Memphis, Tenn. (Memphis University School) | |
| 89 | Z. Mason | TE | 6-5 | 267 | Fr.-HS | Nashville, Tenn. (Christ Presbyterian Academy) | |
| 89 | Justin Sparks | K-P | 6-2 | 195 | Sr.-2L | Memphis, Tenn. (Briarcrest Christian) | |
| 90 | Gerald Rivers | DE | 6-5 | 240 | Fr.-RS | Ellenwood, Ga. (Cedar Grove) | |
| 91 | Richard Absher | TE | 6-4 | 225 | So.-TR | Huntington, Md. (Huntington; Fork Union; Millsaps) | |
| 92 | Marcus Tillman | DL | 6-4 | 273 | Sr.-3L | McCall Creek, Miss. (Franklin County) | |
| 93 | Joshua Shene | K | 5-9 | 170 | Sr.-3L | Oklahoma City, Okla. (Putman City North) | |
| 93 | Justin Smith | DL | 6-3 | 284 | So.-1L | Alpharetta, Ga. (Chattahoochee) | |
| 94 | LaMark Armour | DE | 6-2½ | 275 | Sr.-2L | Nashville, Tenn. (Hunters Lane) | |
| 94 | Chris Conley | P | 5-8½ | 186 | Fr.-HS | Bradenton, Fla. (Manatee) | |
| 95 | Emmanuel Stephens | DE | 6-3 | 255 | Sr.-1L | Houston, Texas (Waltrip; Blinn C.C.) | |
| 96 | Andrew Ritter | K | 6-3 | 205 | Fr.-HS | Jackson, Miss. (Jackson Academy) | |
| 96 | Lawon Scott | DT | 6-2 | 310 | Jr.-2L | St. Petersburg, Fla. (St. Petersburg) | |
| 97 | Tyler Campbell | P | 6-2 | 210 | Fr.-HS | Little Rock, Ark. (Catholic) | |
| 97 | Rodney Steen | DE | 6-2 | 230 | Jr.-RS | Coffeeville, Miss. (Coffeeville; Mississippi College) | |
| 98 | Alex Williams | DE | 6-4 | 205 | Fr.-HS | Tallahassee, Fla. (Florida A&M High) | |
| 99 | Ted Laurent | DT | 6-1 | 303 | Jr.-2L | Powder Springs, Ga. (McEachern) | |

2009 Ole Miss Rebel Football
Ole Miss Game Results (as of Oct 27, 2009)
All games

| Date | Opponent | Score | Overall Record | Conference Record | Time | Attend |
|----------------|-------------------|---------|----------------|-------------------|------|--------|
| ---- | ----- | ----- | ----- | ----- | ---- | ----- |
| Sep 06, 2009 | at Memphis | W 45-14 | 1- 0- 0 | 0- 0- 0 | 3:23 | 45207 |
| Sep 19, 2009 | SOUTHEASTERN LA. | W 52-6 | 2- 0- 0 | 0- 0- 0 | 3:12 | 58119 |
| * Sep 24, 2009 | at South Carolina | 10-16 L | 2- 1- 0 | 0- 1- 0 | 3:23 | 74724 |
| * Oct 3, 2009 | at Vanderbilt | W 23-7 | 3- 1- 0 | 1- 1- 0 | 3:14 | 39625 |
| * Oct 10, 2009 | #3 ALABAMA | 3-22 L | 3- 2- 0 | 1- 2- 0 | 3:27 | 62657 |
| Oct 17, 2009 | UAB | W 48-13 | 4- 2- 0 | 1- 2- 0 | 3:07 | 47612 |
| * Oct 24, 2009 | ARKANSAS | W 30-17 | 5- 2- 0 | 2- 2- 0 | 3:11 | 60622 |

* indicates conference game

| Opponent | Score | -----FIRST DOWNS----- | | | | ----RUSHING---- | | -----PASSING----- | | --TOTAL OFFENSE-- | | Return Yards | Turn-Overs |
|----------------------|--------|-----------------------|-------|-------|-------|------------------|-----------------------|-------------------|--------------------|-------------------|-------|--------------|------------|
| | | Total | Rush | Pass | Pen | Number-Yards | Comp-Att-Int | Yards | Plays-Yards | Plays-Yards | | | |
| ----- | ----- | --/-- | --/-- | --/-- | --/-- | -----/----- | -----/----- | --/-- | ----- / ----- | ----- / ----- | --/-- | --/-- | |
| Memphis..... | 45-14 | 21/19 | 12/8 | 8/9 | 1/2 | 39-174 / 43-135 | 12-22- 2 / 17-35- 2 | 175/134 | 61-349 / 78-269 | 162/112 | 3/3 | | |
| SOUTHEASTERN LA..... | 52-6 | 25/12 | 10/4 | 12/6 | 3/2 | 35-258 / 30-86 | 18-31- 0 / 21-34- 2 | 242/216 | 66-500 / 64-302 | 110/134 | 2/5 | | |
| South Carolina..... | 10-16 | 14/15 | 10/5 | 4/7 | 0/3 | 40-139 / 34-65 | 8-22- 0 / 16-34- 0 | 109/220 | 62-248 / 68-285 | 117/67 | 1/1 | | |
| Vanderbilt..... | 23-7 | 20/14 | 9/10 | 10/2 | 1/2 | 43-160 / 38-171 | 19-34- 3 / 10-27- 1 | 237/69 | 77-397 / 65-240 | 82/204 | 3/1 | | |
| ALABAMA..... | 3-22 | 12/17 | 1/9 | 10/8 | 1/0 | 24-57 / 41-200 | 11-34- 4 / 16-35- 0 | 140/154 | 58-197 / 76-354 | 181/124 | 5/1 | | |
| UAB..... | 48-13 | 22/18 | 7/14 | 15/4 | 0/0 | 33-163 / 40-230 | 21-31- 0 / 12-21- 1 | 338/121 | 64-501 / 61-351 | 177/143 | 0/1 | | |
| ARKANSAS..... | 30-17 | 31/13 | 15/3 | 15/9 | 1/1 | 47-221 / 22-45 | 22-33- 2 / 12-34- 0 | 332/254 | 80-553 / 56-299 | 107/191 | 3/0 | | |
| Totals..... | 211-95 | 145/108 | 64/53 | 74/45 | 7/10 | 261-1172/248-932 | 111-207-11/104-220- 6 | 1573/1168 | 468-2745/ 468-2100 | 936/975 | 17/12 | | |

Note: Game totals are displayed in the format TEAM/OPPONENT for each category

2009 Ole Miss Rebel Football
Ole Miss Overall Team Statistics (as of Oct 27, 2009)
All games

| Team Statistics | UM | OPP |
|--------------------------------|------------|------------|
| SCORING | 211 | 95 |
| Points Per Game | 30.1 | 13.6 |
| FIRST DOWNS | 145 | 108 |
| Rushing | 64 | 53 |
| Passing | 74 | 45 |
| Penalty | 7 | 10 |
| RUSHING YARDAGE | 1172 | 932 |
| Yards gained rushing | 1317 | 1142 |
| Yards lost rushing | 145 | 210 |
| Rushing Attempts | 261 | 248 |
| Average Per Rush | 4.5 | 3.8 |
| Average Per Game | 167.4 | 133.1 |
| TDs Rushing | 9 | 5 |
| PASSING YARDAGE | 1573 | 1168 |
| Att-Comp-Int | 207-111-11 | 220-104-6 |
| Average Per Pass | 7.6 | 5.3 |
| Average Per Catch | 14.2 | 11.2 |
| Average Per Game | 224.7 | 166.9 |
| TDs Passing | 15 | 3 |
| TOTAL OFFENSE | 2745 | 2100 |
| Total Plays | 468 | 468 |
| Average Per Play | 5.9 | 4.5 |
| Average Per Game | 392.1 | 300.0 |
| KICK RETURNS: #-Yards | 24-618 | 33-700 |
| PUNT RETURNS: #-Yards | 13-132 | 7-63 |
| INT RETURNS: #-Yards | 6-186 | 11-212 |
| KICK RETURN AVERAGE | 25.8 | 21.2 |
| PUNT RETURN AVERAGE | 10.2 | 9.0 |
| INT RETURN AVERAGE | 31.0 | 19.3 |
| FUMBLES-LOST | 10-6 | 14-6 |
| PENALTIES-Yards | 36-292 | 51-354 |
| Average Per Game | 41.7 | 50.6 |
| PUNTS-Yards | 31-1205 | 46-1834 |
| Average Per Punt | 38.9 | 39.9 |
| Net punt average | 35.5 | 35.3 |
| TIME OF POSSESSION/Game | 29:17 | 30:43 |
| 3RD-DOWN Conversions | 38/92 | 26/107 |
| 3rd-Down Pct | 41% | 24% |
| 4TH-DOWN Conversions | 5/10 | 7/12 |
| 4th-Down Pct | 50% | 58% |
| SACKS BY-Yards | 20-135 | 9-57 |
| MISC YARDS | 0 | 0 |
| TOUCHDOWNS SCORED | 27 | 8 |
| FIELD GOALS-ATTEMPTS | 8-8 | 13-17 |
| ON-SIDE KICKS | 0-0 | 0-0 |
| RED-ZONE SCORES | 22-23 96% | 18-26 69% |
| RED-ZONE TOUCHDOWNS | 17-23 74% | 6-26 23% |
| PAT-ATTEMPTS | 25-27 93% | 8-8 100% |
| ATTENDANCE | 229010 | 159556 |
| Games/Avg Per Game | 4/57252 | 3/53185 |
| Neutral Site Games | | 0/0 |

| Score by Quarters | 1st | 2nd | 3rd | 4th | OT | Total |
|--------------------------|------------|------------|------------|------------|-----------|--------------|
| Ole Miss | 44 | 61 | 44 | 62 | 0 | 211 |
| Opponents | 3 | 33 | 33 | 26 | 0 | 95 |

2009 Ole Miss Rebel Football
Ole Miss Overall Individual Statistics (as of Oct 27, 2009)
All games

| <u>Rushing</u> | <u>gp-gs</u> | <u>att</u> | <u>gain</u> | <u>loss</u> | <u>net</u> | <u>avg</u> | <u>td</u> | <u>lg</u> | <u>avg/g</u> |
|----------------|--------------|------------|-------------|-------------|------------|------------|-----------|-----------|--------------|
| Brandon Bolden | 7-5 | 84 | 453 | 27 | 426 | 5.1 | 1 | 44 | 60.9 |
| D. McCluster | 7-7 | 60 | 302 | 15 | 287 | 4.8 | 1 | 19 | 41.0 |
| Cordera Eason | 7-0 | 32 | 141 | 27 | 114 | 3.6 | 1 | 40 | 16.3 |
| Jevan Snead | 7-7 | 25 | 137 | 47 | 90 | 3.6 | 1 | 24 | 12.9 |
| Enrique Davis | 4-0 | 19 | 83 | 3 | 80 | 4.2 | 2 | 29 | 20.0 |
| Rodney Scott | 5-0 | 20 | 79 | 1 | 78 | 3.9 | 2 | 25 | 15.6 |
| Jesse Grandy | 7-0 | 7 | 75 | 3 | 72 | 10.3 | 1 | 46 | 10.3 |
| Derrick Davis | 6-1 | 7 | 43 | 2 | 41 | 5.9 | 0 | 14 | 6.8 |
| H.R. Greer | 2-0 | 2 | 4 | 0 | 4 | 2.0 | 0 | 3 | 2.0 |
| TEAM | 6-0 | 3 | 0 | 3 | -3 | -1.0 | 0 | 0 | -0.5 |
| M. Summers | 7-2 | 1 | 0 | 5 | -5 | -5.0 | 0 | 0 | -0.7 |
| Nathan Stanley | 3-0 | 1 | 0 | 12 | -12 | -12.0 | 0 | 0 | -4.0 |
| Total | 7 | 261 | 1317 | 145 | 1172 | 4.5 | 9 | 46 | 167.4 |
| Opponents | 7 | 248 | 1142 | 210 | 932 | 3.8 | 5 | 50 | 133.1 |

| <u>Passing</u> | <u>gp-gs</u> | <u>effic</u> | <u>comp-att-int</u> | <u>pct</u> | <u>yds</u> | <u>td</u> | <u>lg</u> | <u>avg/g</u> |
|----------------|--------------|--------------|---------------------|------------|------------|-----------|-----------|--------------|
| Jevan Snead | 7-7 | 127.40 | 102-194-11 | 52.6 | 1440 | 14 | 65 | 205.7 |
| Nathan Stanley | 3-0 | 185.87 | 8-12-0 | 66.7 | 131 | 1 | 38 | 43.7 |
| Justin Sparks | 4-0 | 116.80 | 1-1-0 | 100.0 | 2 | 0 | 2 | 0.5 |
| Total | 7 | 130.74 | 111-207-11 | 53.6 | 1573 | 15 | 65 | 224.7 |
| Opponents | 7 | 90.91 | 104-220-6 | 47.3 | 1168 | 3 | 69 | 166.9 |

| <u>Receiving</u> | <u>gp-gs</u> | <u>no.</u> | <u>yds</u> | <u>avg</u> | <u>td</u> | <u>lg</u> | <u>avg/g</u> |
|------------------|--------------|------------|------------|------------|-----------|-----------|--------------|
| Shay Hodge | 7-7 | 31 | 459 | 14.8 | 4 | 48 | 65.6 |
| D. McCluster | 7-7 | 23 | 335 | 14.6 | 2 | 64 | 47.9 |
| Brandon Bolden | 7-5 | 11 | 138 | 12.5 | 1 | 32 | 19.7 |
| Lionel Breaux | 7-3 | 10 | 121 | 12.1 | 1 | 20 | 17.3 |
| Pat Patterson | 6-1 | 9 | 121 | 13.4 | 1 | 29 | 20.2 |
| M. Summers | 7-2 | 7 | 204 | 29.1 | 3 | 65 | 29.1 |
| Ferbia Allen | 7-3 | 5 | 44 | 8.8 | 0 | 13 | 6.3 |
| Cordera Eason | 7-0 | 4 | 39 | 9.8 | 0 | 23 | 5.6 |
| Andrew Harris | 7-0 | 3 | 50 | 16.7 | 1 | 22 | 7.1 |
| Andy Hartmann | 5-2 | 3 | 17 | 5.7 | 2 | 10 | 3.4 |
| Jesse Grandy | 7-0 | 2 | 37 | 18.5 | 0 | 38 | 5.3 |
| Melvin Harris | 3-0 | 1 | 5 | 5.0 | 0 | 5 | 1.7 |
| Derrick Davis | 6-1 | 1 | 2 | 2.0 | 0 | 2 | 0.3 |
| Gerald Harris | 5-3 | 1 | 1 | 1.0 | 0 | 1 | 0.2 |
| Total | 7 | 111 | 1573 | 14.2 | 15 | 65 | 224.7 |
| Opponents | 7 | 104 | 1168 | 11.2 | 3 | 69 | 166.9 |

| <u>Punt Returns</u> | <u>no.</u> | <u>yds</u> | <u>avg</u> | <u>td</u> | <u>lg</u> |
|---------------------|------------|------------|------------|-----------|-----------|
| Marshay Green | 11 | 104 | 9.5 | 0 | 36 |
| D. McCluster | 2 | 28 | 14.0 | 0 | 19 |
| Total | 13 | 132 | 10.2 | 0 | 36 |
| Opponents | 7 | 63 | 9.0 | 0 | 26 |

| <u>Interceptions</u> | <u>no.</u> | <u>yds</u> | <u>avg</u> | <u>td</u> | <u>lg</u> |
|----------------------|------------|------------|------------|-----------|-----------|
| Cassius Vaughn | 1 | 0 | 0.0 | 0 | 0 |
| Marcus Temple | 1 | 35 | 35.0 | 0 | 35 |
| Johnny Brown | 1 | 37 | 37.0 | 0 | 30 |
| Fon Ingram | 1 | 38 | 38.0 | 1 | 38 |
| D. Shackelford | 1 | 58 | 58.0 | 1 | 58 |
| Jeremy McGee | 1 | 18 | 18.0 | 0 | 18 |
| Total | 6 | 186 | 31.0 | 2 | 58 |
| Opponents | 11 | 212 | 19.3 | 0 | 79 |

| <u>Kick Returns</u> | <u>no.</u> | <u>yds</u> | <u>avg</u> | <u>td</u> | <u>lg</u> |
|---------------------|------------|------------|------------|-----------|-----------|
| Jesse Grandy | 11 | 331 | 30.1 | 1 | 88 |
| Brandon Bolden | 7 | 162 | 23.1 | 0 | 29 |
| Cordera Eason | 3 | 62 | 20.7 | 0 | 28 |
| Derrick Herman | 1 | 23 | 23.0 | 0 | 23 |
| Lionel Breaux | 1 | 26 | 26.0 | 0 | 26 |
| Reggie Hicks | 1 | 14 | 14.0 | 0 | 14 |
| Total | 24 | 618 | 25.8 | 1 | 88 |
| Opponents | 33 | 700 | 21.2 | 0 | 57 |

| <u>Fumble Returns</u> | <u>no.</u> | <u>yds</u> | <u>avg</u> | <u>td</u> | <u>lg</u> |
|-----------------------|------------|------------|------------|-----------|-----------|
| Total | 0 | 0 | 0.0 | 0 | 0 |
| Opponents | 0 | 0 | 0.0 | 0 | 0 |

2009 Ole Miss Rebel Football
Ole Miss Overall Individual Statistics (as of Oct 27, 2009)
All games

| Scoring | td | fg | PAT | | | | dpx | saf | pts |
|----------------|----|-------|-------|------|-----|------|-----|-----|-----|
| | | | kick | rush | rcv | pass | | | |
| Joshua Shene | - | 8-8 | 23-24 | - | - | - | - | - | 47 |
| Shay Hodge | 4 | - | - | - | - | - | - | - | 24 |
| D. McCluster | 3 | - | - | - | - | - | - | - | 18 |
| M. Summers | 3 | - | - | - | - | - | - | - | 18 |
| Rodney Scott | 2 | - | - | - | - | - | - | - | 12 |
| Jesse Grandy | 2 | - | - | - | - | - | - | - | 12 |
| Brandon Bolden | 2 | - | - | - | - | - | - | - | 12 |
| Enrique Davis | 2 | - | - | - | - | - | - | - | 12 |
| Andy Hartmann | 2 | - | - | - | - | - | - | - | 12 |
| Cordera Eason | 1 | - | - | - | - | - | - | - | 6 |
| Lionel Breaux | 1 | - | - | - | - | - | - | - | 6 |
| D. Shackelford | 1 | - | - | - | - | - | - | - | 6 |
| Jevan Snead | 1 | - | - | - | - | - | - | - | 6 |
| Pat Patterson | 1 | - | - | - | - | - | - | - | 6 |
| Fon Ingram | 1 | - | - | - | - | - | - | - | 6 |
| Andrew Harris | 1 | - | - | - | - | - | - | - | 6 |
| Bryson Rose | - | - | 2-2 | - | - | - | - | - | 2 |
| TEAM | - | - | 0-1 | - | - | - | - | - | 0 |
| Total | 27 | 8-8 | 25-27 | - | - | - | - | - | 211 |
| Opponents | 8 | 13-17 | 8-8 | - | - | - | - | - | 95 |

| Total Offense | g | plays | rush | pass | total | avg/g |
|----------------|---|-------|------|------|-------|-------|
| Jevan Snead | 7 | 219 | 90 | 1440 | 1530 | 218.6 |
| Brandon Bolden | 7 | 84 | 426 | 0 | 426 | 60.9 |
| D. McCluster | 7 | 60 | 287 | 0 | 287 | 41.0 |
| Nathan Stanley | 3 | 13 | -12 | 131 | 119 | 39.7 |
| Cordera Eason | 7 | 32 | 114 | 0 | 114 | 16.3 |
| Enrique Davis | 4 | 19 | 80 | 0 | 80 | 20.0 |
| Rodney Scott | 5 | 20 | 78 | 0 | 78 | 15.6 |
| Jesse Grandy | 7 | 7 | 72 | 0 | 72 | 10.3 |
| Derrick Davis | 6 | 7 | 41 | 0 | 41 | 6.8 |
| H.R. Greer | 2 | 2 | 4 | 0 | 4 | 2.0 |
| Justin Sparks | 4 | 1 | 0 | 2 | 2 | 0.5 |
| TEAM | 6 | 3 | -3 | 0 | -3 | -0.5 |
| M. Summers | 7 | 1 | -5 | 0 | -5 | -0.7 |
| Total | 7 | 468 | 1172 | 1573 | 2745 | 392.1 |
| Opponents | 7 | 468 | 932 | 1168 | 2100 | 300.0 |

| Field Goals | fg | pct. | 01-19 | 20-29 | 30-39 | 40-49 | 50-99 | lg | blk |
|------------------|----------------|--------------------------|-------|-------|-------|-------|-------|----|-----|
| Joshua Shene | 8-8 | 100.0 | 1-1 | 4-4 | 1-1 | 2-2 | 0-0 | 42 | 0 |
| FG Sequence | Ole Miss | Opponents | | | | | | | |
| Memphis | (27) | 49 | | | | | | | |
| Southeastern La. | (42) | (28),(32) | | | | | | | |
| South Carolina | (42) | (26),(20),(30) | | | | | | | |
| Vanderbilt | (20) | 47,37 | | | | | | | |
| Alabama | (25) | (25),(21),(22),(21),(31) | | | | | | | |
| UAB | - | 40,(43),(34) | | | | | | | |
| Arkansas | (22),(39),(19) | (44) | | | | | | | |

| Punting | no. | yds | avg | lg | tb | fc | i20 | 50+ | blk |
|----------------|-----|------|------|----|----|------|------|------|-----|
| Tyler Campbell | 18 | 791 | 43.9 | 71 | 1 | 10 | 5 | 3 | 2 |
| Justin Sparks | 11 | 381 | 34.6 | 53 | 1 | 2 | 4 | 1 | 0 |
| TEAM | 2 | 33 | 16.5 | 33 | 0 | 0 | 0 | 0 | 0 |
| Total | 31 | 1205 | 38.9 | 71 | 2 | 12 | 9 | 4 | 2 |
| Opponents | 46 | 1834 | 39.9 | 64 | 4 | 11 | 14 | 8 | 0 |
| Kickoffs | no. | yds | avg | tb | ob | retn | net | ydln | |
| Andrew Ritter | 40 | 2608 | 65.2 | 9 | 0 | | | | |
| David Hankins | 2 | 120 | 60.0 | 0 | 0 | | | | |
| Total | 42 | 2728 | 65.0 | 9 | 0 | 21.2 | 44.0 | 26 | |
| Opponents | 26 | 1652 | 63.5 | 2 | 0 | 25.8 | 38.2 | 31 | |

Numbers in (parentheses) indicate field goal was made.

2009 Ole Miss Rebel Football
Ole Miss Overall Individual Statistics (as of Oct 27, 2009)
All games

| <u>All Purpose</u> | <u>g</u> | <u>rush</u> | <u>rcv</u> | <u>pr</u> | <u>kr</u> | <u>ir</u> | <u>total</u> | <u>avg/g</u> |
|--------------------|----------|-------------|------------|-----------|-----------|-----------|--------------|--------------|
| Brandon Bolden | 7 | 426 | 138 | 0 | 162 | 0 | 726 | 103.7 |
| D. McCluster | 7 | 287 | 335 | 28 | 0 | 0 | 650 | 92.9 |
| Shay Hodge | 7 | 0 | 459 | 0 | 0 | 0 | 459 | 65.6 |
| Jesse Grandy | 7 | 72 | 37 | 0 | 331 | 0 | 440 | 62.9 |
| Cordera Eason | 7 | 114 | 39 | 0 | 62 | 0 | 215 | 30.7 |
| M. Summers | 7 | -5 | 204 | 0 | 0 | 0 | 199 | 28.4 |
| Lionel Breaux | 7 | 0 | 121 | 0 | 26 | 0 | 147 | 21.0 |
| Pat Patterson | 6 | 0 | 121 | 0 | 0 | 0 | 121 | 20.2 |
| Marshay Green | 6 | 0 | 0 | 104 | 0 | 0 | 104 | 17.3 |
| Jevan Snead | 7 | 90 | 0 | 0 | 0 | 0 | 90 | 12.9 |
| Enrique Davis | 4 | 80 | 0 | 0 | 0 | 0 | 80 | 20.0 |
| Rodney Scott | 5 | 78 | 0 | 0 | 0 | 0 | 78 | 15.6 |
| D. Shackelford | 6 | 0 | 0 | 0 | 0 | 58 | 58 | 9.7 |
| Andrew Harris | 7 | 0 | 50 | 0 | 0 | 0 | 50 | 7.1 |
| Ferbia Allen | 7 | 0 | 44 | 0 | 0 | 0 | 44 | 6.3 |
| Derrick Davis | 6 | 41 | 2 | 0 | 0 | 0 | 43 | 7.2 |
| Fon Ingram | 7 | 0 | 0 | 0 | 0 | 38 | 38 | 5.4 |
| Johnny Brown | 7 | 0 | 0 | 0 | 0 | 37 | 37 | 5.3 |
| Marcus Temple | 7 | 0 | 0 | 0 | 0 | 35 | 35 | 5.0 |
| Derrick Herman | 6 | 0 | 0 | 0 | 23 | 0 | 23 | 3.8 |
| Jeremy McGee | 7 | 0 | 0 | 0 | 0 | 18 | 18 | 2.6 |
| Andy Hartmann | 5 | 0 | 17 | 0 | 0 | 0 | 17 | 3.4 |
| Reggie Hicks | 7 | 0 | 0 | 0 | 14 | 0 | 14 | 2.0 |
| Melvin Harris | 3 | 0 | 5 | 0 | 0 | 0 | 5 | 1.7 |
| H.R. Greer | 2 | 4 | 0 | 0 | 0 | 0 | 4 | 2.0 |
| Gerald Harris | 5 | 0 | 1 | 0 | 0 | 0 | 1 | 0.2 |
| TEAM | 6 | -3 | 0 | 0 | 0 | 0 | -3 | -0.5 |
| Nathan Stanley | 3 | -12 | 0 | 0 | 0 | 0 | -12 | -4.0 |
| Total | 7 | 1172 | 1573 | 132 | 618 | 186 | 3681 | 525.9 |
| Opponents | 7 | 932 | 1168 | 63 | 700 | 212 | 3075 | 439.3 |

2009 Ole Miss Rebel Football
Ole Miss Overall Defensive Statistics (as of Oct 27, 2009)
All games

| ## | Defensive Leaders | gp-gs | Tackles | | | | tfl/yds | Sacks | Pass defense | | | Fumbles | | blkd | |
|-----------|-------------------|-------|---------|-----|-----|--------|---------|---------|--------------|-----|---------|---------|------|------|--|
| | | | ua | a | tot | no-yds | | int-yds | brup | qbh | rcv-yds | ff | kick | saf | |
| 20 | Johnny Brown | 7-7 | 29 | 17 | 46 | 3.0-8 | . | 1-37 | 4 | 1 | . | . | . | | |
| 1 | Kendrick Lewis | 7-7 | 24 | 16 | 40 | 1.0-1 | . | . | 5 | . | . | 1 | . | | |
| 7 | Patrick Trahan | 7-7 | 20 | 16 | 36 | 5.0-30 | 4.0-25 | . | . | 1 | . | . | . | | |
| 51 | J. Cornell | 7-7 | 17 | 17 | 34 | 2.5-9 | 0.5-6 | . | 1 | . | . | . | . | | |
| 35 | Fon Ingram | 7-0 | 15 | 13 | 28 | 1.0-4 | . | 1-38 | 2 | . | . | . | . | | |
| 24 | Cassius Vaughn | 7-6 | 20 | 7 | 27 | 1.5-6 | 0.5-5 | 1-0 | 6 | . | . | . | . | | |
| 9 | Allen Walker | 7-5 | 13 | 13 | 26 | . | . | . | 3 | 1 | . | . | . | | |
| 92 | Marcus Tillman | 7-7 | 10 | 12 | 22 | 4.0-22 | 2.5-17 | . | 1 | 2 | . | 1 | . | | |
| 48 | Lamar Brumfield | 7-1 | 10 | 8 | 18 | 1.0-1 | . | . | . | . | . | . | . | | |
| 57 | Jerrell Powe | 7-4 | 12 | 5 | 17 | 5.0-15 | 1.0-5 | . | . | 1 | . | . | . | | |
| 40 | K. Lockett | 7-7 | 7 | 9 | 16 | 5.5-32 | 4.0-30 | . | . | 8 | . | . | . | | |
| 42 | D. Shackelford | 6-0 | 10 | 5 | 15 | 2.0-3 | . | 1-58 | . | . | 2-0 | . | . | | |
| 6 | Jeremy McGee | 7-2 | 14 | 1 | 15 | 1.0-5 | 1.0-5 | 1-18 | 3 | . | 1-0 | 1 | . | | |
| 96 | Lawon Scott | 7-7 | 8 | 5 | 13 | . | . | . | . | . | 1-0 | 1 | . | | |
| 95 | E. Stephens | 7-0 | 9 | 4 | 13 | 2.5-11 | 1.5-8 | . | 1 | 3 | . | 1 | . | | |
| 8 | Marshay Green | 6-6 | 10 | 2 | 12 | . | . | . | 2 | . | . | 1 | . | | |
| 86 | Greg Hardy | 6-0 | 9 | 3 | 12 | 4.5-22 | 3.0-16 | . | 2 | 3 | 1-0 | . | . | | |
| 94 | LaMark Armour | 7-0 | 8 | 4 | 12 | 1.5-13 | 1.5-13 | . | . | 2 | . | . | . | | |
| 49 | Joel Kight | 7-0 | 7 | 4 | 11 | . | . | . | . | . | . | . | . | | |
| 99 | Ted Laurent | 7-3 | 3 | 5 | 8 | 2.5-20 | 0.5-5 | . | 1 | 1 | 1-0 | 1 | . | | |
| 41 | Marcus Temple | 7-1 | . | 5 | 5 | . | . | 1-35 | 1 | . | . | . | . | | |
| 14 | Brandon Sanders | 7-0 | 3 | 1 | 4 | . | . | . | . | . | . | . | . | | |
| 23 | George Helow | 7-0 | 2 | 1 | 3 | . | . | . | . | . | . | . | . | | |
| 90 | Gerald Rivers | 3-0 | 3 | . | 3 | 1.0-5 | . | . | . | 1 | . | . | . | | |
| 21 | Lionel Breaux | 7-3 | 1 | 1 | 2 | . | . | . | . | . | . | . | . | | |
| 9H | Justin Smith | 1-0 | 1 | 1 | 2 | 0.5-1 | . | . | . | . | . | . | . | | |
| 22 | D. McCluster | 7-7 | 2 | . | 2 | . | . | . | . | . | . | . | . | | |
| 26 | Derrick Herman | 6-0 | 1 | . | 1 | . | . | . | . | . | . | . | . | | |
| 28 | J. Whitehead | 5-0 | 1 | . | 1 | . | . | . | . | . | . | . | . | | |
| 4 | Jevan Snead | 7-7 | . | 1 | 1 | . | . | . | . | . | . | . | . | | |
| 97 | Tyler Campbell | 5-0 | . | 1 | 1 | . | . | . | . | . | . | . | . | | |
| 25 | Cordera Eason | 7-0 | 1 | . | 1 | . | . | . | . | . | . | . | . | | |
| 3 | Shay Hodge | 7-7 | 1 | . | 1 | . | . | . | . | . | . | . | . | | |
| 2 | Rodney Scott | 5-0 | 1 | . | 1 | . | . | . | . | . | . | . | . | | |
| 44 | Trey Trip | 1-0 | 1 | . | 1 | . | . | . | . | . | . | . | . | | |
| 3W | Rudy Wilson | 1-0 | 1 | . | 1 | . | . | . | . | . | . | . | . | | |
| 63 | Brandon Green | 5-3 | 1 | . | 1 | . | . | . | . | . | . | . | . | | |
| 34 | Brandon Bolden | 7-5 | . | 1 | 1 | . | . | . | . | . | . | . | . | | |
| 82 | Garrett Ryan | 2-0 | 1 | . | 1 | . | . | . | . | . | . | . | . | | |
| Total | | 7 | 276 | 178 | 454 | 45-208 | 20-135 | 6-186 | 32 | 24 | 6-0 | 7 | . | | |
| Opponents | | 7 | 264 | 210 | 474 | 47-147 | 9-57 | 11-212 | 18 | 13 | 6-0 | 6 | 3 | | |

INDIVIDUAL GAME-BY-GAME RUSHING

| No. | Player | Att-Yds-TD | MEM | SELA | USC | VU | ALA | UAB | ARK | AUB | NAZ | UT | LSU | MSU |
|------------------|-----------|------------|-----------|----------|-----------|----------|----------|----------|----------|-----|-----|----|-----|-----|
| 34 | Bolden | 84-426-1 | 9-71-1 | 13-105-0 | 10-32-0 | 16-89-0 | 10-11-0 | 12-56-0 | 14-62-0 | | | | | |
| 22 | McCluster | 60-287-1 | 9-50-1 | 0-0-0 | 15-85-0 | 7-13-0 | 6-15-0 | 1-1-0 | 22-123-0 | | | | | |
| 25 | Eason | 32-114-1 | 11-25-0 | 3-14-1 | 7-29-0 | 7-19-0 | 1-(-5)-0 | 3-32-0 | 0-0-0 | | | | | |
| 4 | Snead | 25-90-1 | 1-(-3)-0 | 3-25-0 | 6-(-10)-0 | 5-28-0 | 4-44-0 | 1-4-0 | 4-17-1 | | | | | |
| 27 | E. Davis | 19-83-2 | 6-46-1 | 9-27-1 | DNP | 2-0-0 | 2-7-0 | DNP | DNP | | | | | |
| 2 | Scott | 20-78-2 | DNP | DNP | 1-(-1)-0 | 4-13-0 | 0-0-0 | 9-57-2 | 6-9-0 | | | | | |
| 10 | Grandy | 7-72-1 | 1-2-0 | 2-57-1 | 1-4-0 | 0-0-0 | 0-0-0 | 2-(-1)-0 | 1-10-0 | | | | | |
| 30 | D. Davis | 7-41-0 | 0-0-0 | 3-30-0 | 0-0-0 | 0-0-0 | 0-0-0 | 4-11-0 | 0-0-0 | | | | | |
| 45 | Greer | 2-4-0 | DNP | 1-1-0 | DNP | DNP | DNP | 1-3-0 | DNP | | | | | |
| 16 | Summers | 1-(-5)-0 | 1-(-5)-0 | 0-0-0 | 0-0-0 | 0-0-0 | 0-0-0 | 0-0-0 | 0-0-0 | | | | | |
| 12 | Stanley | 1-(-12)-0 | 1-(-12)-0 | 0-0-0 | DNP | 0-0-0 | DNP | 0-0-0 | DNP | | | | | |
| Total | | 261-1172-9 | 39-174-2 | 25-258-3 | 40-139-0 | 43-160-0 | 23-72-0 | 22-184-2 | 47-221-1 | | | | | |
| Opponents | | 248-932-5 | 42-150-2 | 30-86-0 | 34-65-0 | 37-171-0 | 41-200-1 | 40-230-1 | 22-45-1 | | | | | |

INDIVIDUAL GAME-BY-GAME PASSING

| No. | Player | Att-Comp-Int | MEM | SELA | USC | VU | ALA | UAB | ARK | AUB | NAZ | UT | LSU | MSU |
|------------------|---------|--------------|---------|---------|---------|---------|---------|---------|---------|-----|-----|----|-----|-----|
| 4 | Snead | 194-102-11 | 22-12-2 | 28-16-0 | 21-7-0 | 34-19-3 | 34-11-4 | 22-15-0 | 33-22-2 | | | | | |
| | | 1440-14 | 175-2 | 209-3 | 107-1 | 237-3 | 140-0 | 240-3 | 332-2 | | | | | |
| 12 | Stanley | 12-8-0 | 0-0-0 | 3-2-0 | DNP | DNP | DNP | 9-6-0 | DNP | | | | | |
| | | 131-1 | 0-0 | 33-0 | | | | 98-1 | | | | | | |
| 89 | Sparks | 1-1-0 | 0-0-0 | 0-0-0 | 1-1-0 | DNP | DNP | DNP | 0-0-0 | | | | | |
| | | 2-0 | 0-0 | 0-0-0 | 2-0 | | | | 0-0 | | | | | |
| Total | | 207-111-11 | 22-12-2 | 31-18-0 | 22-8-0 | 34-19-3 | 34-11-1 | 31-21-0 | 33-22-2 | | | | | |
| Opponents | | 1573-14 | 175-2 | 242-3 | 108-1 | 237-3 | 140-0 | 338-4 | 332-2 | | | | | |
| Opponents | | 220-104-6 | 175-2 | 34-21-2 | 34-16-0 | 27-10-1 | 34-16-0 | 21-12-1 | 34-12-0 | | | | | |
| Opponents | | 1168-3 | 134-1 | 216-0 | 220-1 | 69-1 | 154-0 | 121-0 | 254-1 | | | | | |

INDIVIDUAL GAME-BY-GAME RECEIVING

| No. | Player | No-Yds-TD | MEM | SELA | USC | VU | ALA | UAB | ARK | AUB | NAZ | UT | LSU | MSU |
|------------------|-----------|-------------|----------|----------|----------|----------|----------|----------|----------|-----|-----|----|-----|-----|
| 3 | Hodge | 231-459-4 | 3-77-0 | 5-59-1 | 1-11-0 | 8-122-2 | 2-21-0 | 7-99-0 | 5-70-1 | | | | | |
| 22 | McCluster | 23-335-2 | 6-65-1 | 3-48-0 | 0-0-0 | 2-42-0 | 3-22-0 | 2-21-0 | 7-137-1 | | | | | |
| 34 | Bolden | 11-138-1 | 1-0-0 | 0-0-0 | 0-0-0 | 3-22-1 | 4-76-0 | 1-22-0 | 2-18-0 | | | | | |
| 21 | Breaux | 10-121-1 | 1-15-0 | 1-19-0 | 2-19-0 | 1-18-0 | 1-8-0 | 2-25-1 | 2-17-0 | | | | | |
| 11 | Patterson | 9-121-1 | 0-0-0 | 4-79-1 | 1-11-0 | 2-14-0 | 0-0-0 | DNP | 2-17-0 | | | | | |
| 16 | Summers | 7-204-3 | 1-18-1 | 0-0-0 | 2-60-1 | 0-0-0 | 1-13-0 | 1-65-1 | 2-48-0 | | | | | |
| 83 | Allen | 5-44-0 | 0-0-0 | 3-29-0 | 1-6-0 | 0-0-0 | 0-0-0 | 0-0-0 | 1-9-0 | | | | | |
| 25 | Eason | 3-23-1 | 0-0-0 | 1-3-0 | 0-0-0 | 2-20-0 | 0-0-0 | 0-0-0 | 1-16-0 | | | | | |
| 19 | A. Harris | 4-39-0 | 0-0-0 | 0-0-0 | 0-0-0 | 0-0-0 | 0-0-0 | 3-50-1 | 0-0-0 | | | | | |
| 43 | Hartmann | 3-17-2 | 0-0-0 | 1-5-1 | DNP | DNP | 0-0-0 | 2-12-1 | 0-0-0 | | | | | |
| 11 | Grandy | 2-37-0 | 0-0-0 | 0-0-0 | 0-0-0 | 1-(-1)-0 | 0-0-0 | 1-38-0 | 0-0-0 | | | | | |
| 5 | M. Harris | 1-5-0 | 0-0-0 | 0-0-0 | DNP | DNP | DNP | 1-5-0 | DNP | | | | | |
| 30 | D. Davis | 1-2-0 | 0-0-0 | 0-0-0 | 1-2-0 | 0-0-0 | 0-0-0 | 0-0-0 | 0-0-0 | | | | | |
| 80 | G. Harris | 1-1-0 | 0-0-0 | DNP | DNP | 0-0-0 | 0-0-0 | 1-1-0 | 0-0-0 | | | | | |
| Total | | 111-1573-15 | 12-175-2 | 18-242-3 | 8-109-1 | 19-237-3 | 11-140-0 | 21-338-3 | 22-332-2 | | | | | |
| Opponents | | 104-1168-3 | 17-134-0 | 21-216-0 | 16-220-1 | 10-69-1 | 16-154-0 | 12-121-0 | 12-254-1 | | | | | |

INDIVIDUAL GAME-BY-GAME PUNT RETURNS

| No. | Player | No-Yds-Lg | MEM | SELA | USC | VU | ALA | UAB | ARK | AUB | NAZ | UT | LSU | MSU |
|------------------|-----------|-----------|---------|-------------|---------|---------|---------|---------|-------|-----|-----|----|-----|-----|
| 8 | Green | 11-104-36 | 3-36-14 | 2-(-5)-(-3) | 1-36-36 | 2-9-11 | 2-23-21 | DNP | 1-5-5 | | | | | |
| 22 | McCluster | 2-28-19 | 0-0-0 | 0-0-0 | 0-0-0 | 0-0-0 | 1-9-9 | 1-19-19 | 0-0-0 | | | | | |
| Total | | 13-132-36 | 3-36-14 | 2-(-5)-(-3) | 1-36-36 | 2-9-11 | 3-32-21 | 1-19-19 | 1-5-5 | | | | | |
| Opponents | | 7-63-26 | 2-19-16 | 0-0-0 | 1-13-13 | 1-26-26 | 3-5-2 | 0-0-0 | 0-0-0 | | | | | |

INDIVIDUAL GAME-BY-GAME KICKOFF RETURNS

| No. | Player | No-Yds-Lg | MEM | SELA | USC | VU | ALA | UAB | ARK | AUB | NAZ | UT | LSU | MSU |
|------------------|--------|-----------|---------|----------|---------|----------|----------|----------|----------|-----|-----|----|-----|-----|
| 10 | Grandy | 11-331-88 | 0-0-0 | 0-0-0 | 0-0-0 | 0-0-0 | 5-115-34 | 2-114-88 | 4-102-31 | | | | | |
| 34 | Bolden | 7-163-29 | 1-23-23 | 0-0-0 | 3-67-29 | 2-38-19 | 1-34-26 | 0-0-0 | 0-0-0 | | | | | |
| 25 | Eason | 3-62-28 | 1-28-28 | 2-34-19 | 0-0-0 | 0-0-0 | 0-0-0 | 0-0-0 | 0-0-0 | | | | | |
| 26 | Herman | 1-23-23 | 0-0-0 | 1-23-23 | 0-0-0 | 0-0-0 | 0-0-0 | 0-0-0 | 0-0-0 | | | | | |
| 21 | Breaux | 1-26-26 | 0-0-0 | 0-0-0 | 0-0-0 | 0-0-0 | 0-0-0 | 1-26-26 | 0-0-0 | | | | | |
| 32 | Hicks | 1-14-14 | 0-0-0 | 0-0-0 | 1-14-14 | 0-0-0 | 0-0-0 | 0-0-0 | 0-0-0 | | | | | |
| Total | | 24-618-88 | 2-51-28 | 3-57-23 | 4-81-29 | 2-38-19 | 6-149-34 | 3-140-88 | 4-102-31 | | | | | |
| Opponents | | 33-700-57 | 5-64-30 | 7-134-24 | 3-54-25 | 5-143-56 | 2-40-21 | 5-143-57 | 6-122-33 | | | | | |

INDIVIDUAL GAME-BY-GAME TACKLES

| No. | Player | UT-AT-TT TFL/Sack | MEM | SELA | USC | VU | ALA | UAB | ARK | AUB | NAZ | UT | LSU | MSU |
|-----|-------------|----------------------|------------------|------------------|------------------|-------------------|------------------|------------------|------------------|-----|-----|----|-----|-----|
| 20 | Brown | 29-17-46 3.0/0 | 9-6-15 1.0/0 | 4-1-5 0/0 | 4-2-6 0/0 | 2-1-3 0/0 | 7-3-10 0/0 | 0-2-2 0.5/0 | 3-2-5 1.5/0 | | | | | |
| 1 | Lewis | 24-16-40 1.0/0 | 5-4-9 0/0 | 4-1-5 0/0 | 6-2-8 0/0 | 1-1-2 0/0 | 4-3-7 1.0/0 | 1-2-3 0/0 | 3-3-6 0/0 | | | | | |
| 7 | Trahan | 20-16-36 5.0/4.0 | 1-1-2 1.0/0 | 2-1-3 1.0/1.0 | 2-2-4 0/0 | 7-4-11 2.0/1.0 | 3-4-7 0/0 | 1-1-2 0/0 | 4-3-7 1.0/1.0 | | | | | |
| 51 | Cornell | 17-17-34 2.5/0.5 | 0-2-2 0/0 | 2-2-4 0/0 | 3-3-6 0/0 | 3-5-8 0/0 | 5-2-7 0.5/0.5 | 1-3-4 0/0 | 3-0-3 2.0/0 | | | | | |
| 35 | Ingram | 15-13-28 1.0/0 | 3-3-6 1.0/0 | 4-1-5 0/0 | 1-1-2 0/0 | 3-0-3 1.0/0 | 0-2-2 0/0 | 4-4-8 0/0 | 0-2-2 0/0 | | | | | |
| 24 | Vaughn | 20-7-27 1.5/0 | 4-0-4 0/0 | 2-0-2 0/0 | 4-2-6 0/0 | 2-1-3 0/0 | 1-1-2 0/0 | 3-3-6 1.5/0 | 4-0-4 0/0 | | | | | |
| 9 | Walker | 13-13-26 0/0 | 4-1-5 0/0 | 0-0-0 0/0 | 3-3-6 0/0 | 2-3-5 0/0 | 2-4-6 0/0 | 2-2-4 0/0 | 0-0-0 0/0 | | | | | |
| 92 | Tillman | 10-12-22 4.0/2.5 | 2-5-7 1.0/0 | 2-0-2 0/0 | 2-1-3 0/0 | 1-1-2 0/0 | 0-2-2 0/0 | 2-2-4 1.5/1.5 | 1-1-2 1.5/1.0 | | | | | |
| 48 | Brumfield | 10-8-18 1.0/0 | 1-1-2 0/0 | 2-0-2 0/0 | 1-1-2 1.0/0 | 0-1-1 0/0 | 2-2-4 0/0 | 3-2-5 0/0 | 1-1-2 0/0 | | | | | |
| 57 | Powe | 12-5-17 5.0/1.0 | 2-1-3 2.0/0 | 2-0-2 1.0/0 | 2-0-2 1.0/1.0 | 3-3-6 0/0 | 1-0-1 0/0 | 2-0-2 1.0/0 | 0-1-1 0/0 | | | | | |
| 40 | Lockett | 7-9-16 5.5/4.0 | 1-2-3 1.5/1.0 | 1-0-1 1.0/0 | 1-0-1 1.0/1.0 | 1-1-2 1.0/1.0 | 1-4-5 0.5/0.5 | 0-2-2 0.5/0.5 | 2-0-2 0/0 | | | | | |
| 6 | McGee | 14-1-15 1.0/1.0 | 4-0-4 1.0/1.0 | 2-0-2 0/0 | 0-0-0 0/0 | 1-0-1 0/0 | 3-1-4 0/0 | 4-0-4 0/0 | 0-0-0 0/0 | | | | | |
| 42 | Shackleford | 10-5-15 2.0/0 | 1-1-2 1.5/0 | 3-0-3 0/0 | 1-0-1 0/0 | DNP | 0-0-0 0/0 | 4-3-7 0.5/0 | 1-1-2 0/0 | | | | | |
| 95 | Stephens | 9-4-13 2.5/1.5 | 0-0-0 0/0 | 5-0-5 1.0/1.0 | 2-2-4 1.5/0.5 | 1-1-2 0/0 | 1-1-2 0/0 | 0-0-0 0/0 | 0-0-0 0/0 | | | | | |
| 96 | Scott | 8-5-13 0/0 | 1-2-3 0/0 | 1-0-1 0/0 | 2-1-3 0/0 | 1-1-2 0/0 | 1-1-2 0/0 | 1-0-1 0/0 | 1-0-1 0/0 | | | | | |
| 8 | M. Green | 10-2-12 0/0 | 1-1-2 0/0 | 4-1-5 0/0 | 1-0-1 0/0 | 2-0-2 0/0 | 2-0-2 0/0 | DNP | 0-0-0 0/0 | | | | | |
| 94 | Armour | 8-4-12 1.5/1.5 | 2-0-2 0/0 | 2-0-2 0/0 | 1-0-1 0/0 | 0-0-0 0/0 | 2-0-2 0/0 | 0-3-3 0.5/0 | 1-1-2 1.0/1.0 | | | | | |
| 86 | Hardy | 9-3-12 4.5/3.0 | 1-0-1 1.0/0 | DNP | 2-0-2 1.0/1.0 | 2-0-2 1.0/1.0 | 2-0-2 1.0/1.0 | 2-2-4 0.5/0 | 0-1-1 0/0 | | | | | |
| 49 | Kight | 7-4-11 0/0 | 0-0-0 0/0 | 1-0-1 0/0 | 0-0-0 0/0 | 2-0-2 0/0 | 2-0-2 0/0 | 2-2-4 0/0 | 0-2-2 0/0 | | | | | |
| 99 | Laurent | 3-5-8 2.5/0.5 | 0-0-0 0/0 | 1-0-1 1.0/0 | 1-1-2 1.5/0.5 | 1-1-2 0/0 | 0-2-2 0/0 | 0-1-1 0/0 | 0-0-0 0/0 | | | | | |
| 41 | Temple | 0-5-5 0/0 | 0-0-0 0/0 | 0-1-1 0/0 | 0-0-0 0/0 | 0-1-1 0/0 | 0-2-2 0/0 | 0-1-1 0/0 | 0-0-0 0/0 | | | | | |
| 14 | Sanders | 3-1-4 0/0 | 1-0-1 0/0 | 0-0-0 0/0 | 0-1-1 0/0 | 0-0-0 0/0 | 0-0-0 0/0 | 2-0-2 0/0 | 0-0-0 0/0 | | | | | |
| 23 | Helow | 2-1-3 0/0 | 0-0-0 0/0 | 0-0-0 0/0 | 0-0-0 0/0 | 2-0-2 0/0 | 0-1-1 0/0 | 0-0-0 0/0 | 0-0-0 0/0 | | | | | |
| 90 | Rivers | 3-0-3 0/0 | 0-0-0 0/0 | 2-0-2 0/0 | DNP | DNP | DNP | 1-0-1 0/0 | DNP | | | | | |
| 21 | Breaux | 1-1-2 0/0 | 0-0-0 0/0 | 0-0-0 0/0 | 0-0-0 0/0 | 1-0-1 0/0 | 0-1-1 0/0 | 0-0-0 0/0 | 0-0-0 0/0 | | | | | |
| 93 | Smith | 1-1-2 0.5/0 | DNP | DNP | DNP | DNP | DNP | 1-1-2 0.5/0 | DNP | | | | | |
| 22 | McCluster | 2-0-2 0/0 | 1-0-1 0/0 | 0-0-0 0/0 | 0-0-0 0/0 | 1-0-1 0/0 | 0-0-0 0/0 | 0-0-0 0/0 | 0-0-0 0/0 | | | | | |
| 82 | Ryan | 1-0-1 0/0 | DNP | 1-0-1 0/0 | DNP | DNP | DNP | 0-0-0 0/0 | DNP | | | | | |
| 30 | Wilson | 1-0-1 0/0 | DNP | 1-0-1 0/0 | DNP | DNP | DNP | 0-0-0 0/0 | DNP | | | | | |
| 44 | Tripp | 1-0-1 0/0 | DNP | 1-0-1 0/0 | DNP | DNP | DNP | 0-0-0 0/0 | DNP | | | | | |
| 28 | Whitehead | 1-0-1 0/0 | 0-0-0 0/0 | 1-0-1 0/0 | 0-0-0 0/0 | 0-0-0 0/0 | DNP | 0-0-0 0/0 | DNP | | | | | |
| 26 | Herman | 1-0-1 0/0 | 0-0-0 0/0 | 0-0-0 0/0 | 0-0-0 0/0 | 0-0-0 0/0 | 0-0-0 0/0 | 1-0-1 0/0 | 0-0-0 0/0 | | | | | |
| 97 | Campbell | 0-1-1 0/0 | DNP | DNP | 0-0-0 0/0 | 0-1-1 0/0 | 0-0-0 0/0 | 0-0-0 0/0 | 0-0-0 0/0 | | | | | |
| 34 | Bolden | 0-1-1 0/0 | 0-0-0 0/0 | 0-0-0 0/0 | 0-0-0 0/0 | 0-0-0 0/0 | 0-1-1 0/0 | 0-0-0 0/0 | 0-0-0 0/0 | | | | | |
| 4 | Snead | 0-1-1 0/0 | 0-0-0 0/0 | 0-0-0 0/0 | 0-0-0 0/0 | 0-0-0 0/0 | 0-1-1 0/0 | 0-0-0 0/0 | 0-0-0 0/0 | | | | | |

2009 BREAKDOWN

| Category | 2009 |
|--------------------------------------|------|
| Record | 5-2 |
| SEC | 2-2 |
| vs. SEC West | 1-1 |
| vs. SEC East | 1-1 |
| Non-Conference | 3-0 |
| vs. Conference USA | 1-0 |
| vs. Southland | 1-0 |
| Home | 3-1 |
| Away | 2-1 |
| Neutral | 0-0 |
| Day Games | 2-1 |
| Night Games (6 p.m. start or later) | 3-1 |
| vs. Top 25 teams | 0-0 |
| TV games | 5-2 |
| on ESPN | 1-1 |
| on ESPNU | 1-0 |
| on CSS | 1-0 |
| on CBS | 0-1 |
| on FSN | 1-0 |
| on SEC Network | 1-0 |
| When scoring first | 5-1 |
| When opponents score first | 0-1 |
| When leading at halftime | 5-0 |
| When trailing at halftime | 0-2 |
| When tied at halftime | 0-0 |
| When leading after third quarter | 5-0 |
| When trailing after third quarter | 0-2 |
| When tied after third quarter | 0-0 |
| In overtime games | 0-0 |
| When scoring less than 20 points | 0-2 |
| When scoring 20+ points | 5-0 |
| When scoring 30+ points | 4-0 |
| When allowing less than 20 points | 5-1 |
| When allowing 20+ points | 0-1 |
| When allowing 30+ points | 0-0 |
| When rushing for <100 yards | 0-1 |
| When rushing for 100+ yards | 4-1 |
| When rushing for 200+ yards | 2-0 |
| When passing for 200+ yards | 4-0 |
| When passing for 250+ yards | 2-0 |
| When passing for 300+ yards | 2-0 |
| When totaling <300 yds total offense | 0-2 |
| When gaining 300+ yds total offense | 5-0 |
| When allowing <100 yds rushing | 2-1 |
| When allowing 100+ yds rushing | 3-1 |
| When allowing 200+ yds rushing | 1-1 |
| When allowing <200 yds passing | 3-1 |
| When allowing 200+ yards passing | 2-1 |
| When allowing 250+ yards passing | 1-0 |
| When allowing 300+ yards passing | 0-0 |
| When allowing <300 yds total offense | 3-1 |
| When allowing 300+ yds total offense | 2-1 |
| When having a 100-yard rusher | 2-0 |
| When opp. have a 100-yard rusher | 1-0 |
| When having no turnovers | 1-0 |
| When having less than 3 turnovers | 2-1 |
| When having 3 or more turnovers | 2-1 |
| When having no takeaways | 1-0 |
| When having <3 takeaways | 2-2 |
| When having 3 or more takeaways | 2-0 |
| When having more than 30:00 TOP | 2-0 |
| When having less than 30:00 TOP | 3-2 |

SCORING DRIVES

| at Memphis | | | | | vs. ARKANSAS | | | | |
|----------------------------|-------|-------|------|--------|----------------------|-------|-------|------|--------|
| Started at | Plays | Yards | Time | Result | Started at | Plays | Yards | Time | Result |
| Ole Miss 44 | 7 | 46 | 1:59 | FG | Ole Miss 27 | 10 | 73 | 4:19 | TD |
| Memphis 26 | 4 | 66 | 1:37 | TD | Ole Miss 20 | 8 | 80 | 3:24 | TD |
| Memphis 00 | 0 | 0 | 0:00 | TD | Ole Miss 15 | 11 | 81 | 4:25 | FG |
| Ole Miss 43 | 5 | 57 | 1:51 | TD | Ole Miss 38 | 2 | 62 | 1:09 | TD |
| Ole Miss 31 | 7 | 69 | 2:49 | TD | Ole Miss 16 | 12 | 62 | 5:26 | FG |
| Memphis 17 | 1 | 17 | 0:05 | TD | Ole Miss 23 | 14 | 76 | 6:55 | FG |
| Memphis 33 | 6 | 33 | 3:22 | TD | | | | | |
| vs. SOUTHEASTERN LOUISIANA | | | | | at Auburn | | | | |
| Started at | Plays | Yards | Time | Result | Started at | Plays | Yards | Time | Result |
| Ole Miss 18 | 9 | 82 | 3:47 | TD | | | | | |
| SLU 31 | 3 | 31 | 0:46 | TD | | | | | |
| Ole Miss 38 | 6 | 38 | 1:50 | FG | | | | | |
| Ole Miss 19 | 8 | 81 | 2:13 | TD | | | | | |
| Ole Miss 35 | 9 | 65 | 4:50 | TD | | | | | |
| Ole Miss 49 | 4 | 51 | 1:45 | TD | | | | | |
| Ole Miss 25 | 2 | 75 | 0:39 | TD | | | | | |
| SLU 0 | 0 | 0 | 0:00 | TD | | | | | |
| at South Carolina | | | | | vs. NORTHERN ARIZONA | | | | |
| Started at | Plays | Yards | Time | Result | Started at | Plays | Yards | Time | Result |
| Ole Miss 27 | 14 | 49 | 6:03 | FG | | | | | |
| Ole Miss 17 | 8 | 83 | 3:42 | TD | | | | | |
| at Vanderbilt | | | | | vs. TENNESSEE | | | | |
| Started at | Plays | Yards | Time | Result | Started at | Plays | Yards | Time | Result |
| Ole Miss 42 | 11 | 55 | 4:46 | FG | | | | | |
| Ole Miss 20 | 15 | 80 | 6:28 | TD | | | | | |
| Ole Miss 29 | 8 | 71 | 3:10 | TD | | | | | |
| Ole Miss 37 | 7 | 63 | 2:16 | TD | | | | | |
| vs. ALABAMA | | | | | vs. LSU | | | | |
| Started at | Plays | Yards | Time | Result | Started at | Plays | Yards | Time | Result |
| Ole Miss 33 | 10 | 60 | 4:02 | FG | | | | | |
| vs. UAB | | | | | at Mississippi State | | | | |
| Started at | Plays | Yards | Time | Result | Started at | Plays | Yards | Time | Result |
| Ole Miss 00 | 0 | 0 | 0:13 | TD | | | | | |
| UAB 16 | 3 | 16 | 0:56 | TD | | | | | |
| Ole Miss 19 | 10 | 81 | 3:50 | TD | | | | | |
| Ole Miss 13 | 3 | 87 | 0:48 | TD | | | | | |
| Ole Miss 35 | 1 | 65 | 0:11 | TD | | | | | |
| Ole Miss 15 | 14 | 85 | 5:39 | TD | | | | | |
| Ole Miss 31 | 8 | 69 | 3:52 | TD | | | | | |

CHARTING THE BIG PLAYS

| — RUSHING — | | | | | | | — RECEIVING — | | | | | | |
|--------------|-----------|-----------|----------|----------|----------|-----------|---------------|-----------|-----------|----------|----------|----------|-----------|
| Player | 10-19 | 20-29 | 30-39 | 40-49 | 50+ | Total | Player | 10-19 | 20-29 | 30-39 | 40-49 | 50+ | Total |
| Bolden | 12 | 1 | 1 | 1 | | 15 | Hodge | 13 | 5 | 2 | 1 | | 21 |
| McCluster | 13 | | | | | 3 | McCluster | 11 | 1 | 1 | | 1 | 14 |
| Snead | 6 | 1 | | | | 7 | Breaux | 5 | 1 | | | | 6 |
| Grandy | 2 | | | 1 | | 3 | Summers | 3 | | 1 | 1 | 1 | 6 |
| Eason | 2 | | | 1 | | 3 | Bolden | 3 | 2 | 1 | | | 6 |
| E. Davis | 1 | 1 | | | | 2 | Patterson | 2 | 3 | | | | 5 |
| Scott | 1 | 1 | | | | 2 | A. Harris | 2 | 1 | | | | 3 |
| D. Davis | 2 | | | | | 2 | Eason | 2 | 1 | | | | 3 |
| TOTAL | 39 | 4 | 1 | 3 | | 47 | Hartman | 1 | | | | | 1 |
| | | | | | | | Grandy | | | 1 | | | 1 |
| | | | | | | | Allen | 1 | | | | | 1 |
| | | | | | | | TOTAL | 43 | 14 | 6 | 2 | 2 | 67 |
| — PASSING — | | | | | | | | | | | | | |
| Player | 10-19 | 20-29 | 30-39 | 40-49 | 50+ | Total | | | | | | | |
| Snead | 41 | 12 | 5 | 2 | 2 | 62 | | | | | | | |
| Stanley | 2 | 2 | 1 | | | 5 | | | | | | | |
| TOTAL | 43 | 14 | 6 | 2 | 2 | 67 | | | | | | | |

IN THE RED ZONE

When the offense moves the ball inside the opponent's 20-yard line, the offense is considered to be in the "red zone," and in prime scoring position. The following chart shows how the Rebel offense performed inside the "red zone" during the 2008 season:

| Game | Chances | TD | FG | TO | Downs | Missed FG | Half |
|----------------------|-----------|-----------|-----------|----------|----------|-----------|----------|
| at Memphis | 6 | 5 | 1 | 0 | 0 | 0 | 0 |
| SE Louisiana | 4 | 4 | 0 | 0 | 0 | 0 | 0 |
| at South Carolina | 0 | 0 | 0 | 0 | 0 | 0 | 0 |
| at Vanderbilt | 4 | 3 | 1 | 0 | 0 | 0 | 0 |
| Alabama | 2 | 0 | 1 | 1 | 0 | 0 | 0 |
| UAB | 4 | 4 | 0 | 0 | 0 | 0 | 0 |
| Arkansas | 3 | 1 | 2 | 0 | 0 | 0 | 0 |
| at Auburn | | | | | | | |
| Northern Arizona | | | | | | | |
| Tennessee | | | | | | | |
| LSU | | | | | | | |
| at Mississippi State | | | | | | | |
| Totals | 23 | 17 | 5 | 1 | 0 | 0 | 0 |
| Opp. Totals | 25 | 6 | 12 | 4 | 1 | 2 | 0 |

Ole Miss Scoring Percentage: .957 (22-of-23)
Opponents Scoring Percentage: .720 (18-of-25)

Ole Miss Points Scored: 132
Opponents Points Scored: 78

MISCELLANEOUS REBEL RECORDS

THE LAST TIME OLE MISS HAD . . .

30 or more first downsArkansas, 2009 (31)
 500 yards rushingAuburn, 1951 (515)
 400 yards rushingTennessee, 1977 (433)
 300 yards rushingLouisiana-Monroe, 2008 (350)
 200 yards rushingArkansas, 2009 (221)
 400 yards passingTexas Tech, 2003 (409)
 300 yards passingLSU, 2008 (307)
 600 yards total offenseLouisiana-Monroe, 2003 (612)
 500 yards total offenseArkansas, 2009 (553)
 90 plays total offenseWyoming, 2004 (100)
 Four passes interceptedArkansas, 2007 (4)
 Four pass interceptionsAlabama, 2009 (4)
 10 sacksMississippi State, 2008 (11)
 10 penaltiesFlorida, 2008 (10)
 100 yards in penaltiesAuburn, 2004 (104)
 50 pointsSoutheastern Louisiana, 2009 (52)
 99 yard scoring driveMemphis State, 1989 (12 plays)
 90-plus yard scoring driveLouisiana-Monroe, 2008
(94 yards, 5 plays; Jevan Snead 1-yard run)

THE LAST TIME OLE MISS HELD ITS OPPONENT TO . . .

Less than 10 first downsMississippi State, 2008 (8)
 10 first downsMississippi State, 2006 (10)
 Negative yards rushingMississippi State, 2008 (-64)
 10 yards rushingGeorgia, 1993 (1)
 100 yards (or less) rushingLSU, 2008 (37)
 Zero yards passingAlabama, 1988
 No pass completionsAlabama, 1988
 10 yards passingGeorgia, 1977 (7)
 10 pass attemptsWake Forest, 2006 (5)
 Zero yards total offenseSewanee, 1938
 50 yards (or less) total offenseMississippi State, 2008 (24)
 75 yards (or less) total offenseVanderbilt, 1993 (51)
 150 yards (or less) total offenseLouisiana-Monroe, 2008 (131)
 200 yards (or less) total offenseSamford, 2008 (198)
 No touchdownsSoutheastern Louisiana, 2009 (6 points)

THE LAST TIME OLE MISS . . .

Had two passers throw for 100 yardsWest Virginia, 2000
(Romaro Miller 221, Eli Manning 167)
 Had two passers complete 10 passesAuburn, 2005
(Micheal Spurlock, 10-18, Ethan Flatt, 11-17)
 Had two runners rush for 100 yardsGeorgia, 1999
(Deuce McAllister 104, Joe Gunn 103)
 Had two receivers over 100 receiving yardsLouisiana-Monroe, 2003
(Chris Collins 121, Taye Biddle 105)
 Had two receivers catch 10 passesArkansas, 2002
(Bill Flowers 11, Chris Collins 10)
 Had four receivers catch five passesGeorgia, 1997
(John Avery 8, Andre Rone 6, Cory Peterson 6, Rufus French 5)
 Had three receivers catch five passesMissouri, 2007
(Mike Wallace 7, Marshay Green 5, Shay Hodge 5)
 Had two receivers catch five passesMissouri, 2007
(Mike Wallace 7, Marshay Green 5, Shay Hodge 5)
 Had a 100-yard rusher and a 100-yard receiverLouisiana-Monroe, 2008
(Cordera Eason 106 yards rushing/Mike Wallace 111 yards receiving)
 Had a player with 100 yards rushing and receivingArkansas, 2009
(Dexter McCluster 123 rushing, 137 receiving)
 Had two players with 200 all-purpose yardsMissouri, 2007
(BenJarvus Green-Ellis 226, Marshay Green 208)
 Returned a punt for a TDSamford, 2008 (Marshay Green, 77 yards)
 Returned a kickoff for a TDUAB, 2009 (Jesse Grandy, 88 yards)
 Returned an interception for a TDSLU, 2009 (D.T. Shackelford, 58 yards)
 Returned two interceptions for TDsNorthern Illinois, 1993
(Alundis Brice, 37 yards; Antonious Bonner, 46 yards)
 Returned a fumble for a TDCitadel, 2005 (Travis Johnson, 16 yards)
 Recovered a fumble for a TDSMU, 1998 (Michael Boone)
 Blocked a puntAlabama, 2007 (Dustin Mouzon)
 Blocked a punt for a TDMemphis, 2007
(Kendrick Lewis recovered Brandon Sutherland's blocked punt)
 Blocked an opponents' FG attemptLouisiana Tech, 2007
(Brandon Jenkins blocked D. Horwedel's 36-yard attempt)

Blocked an opponents' FG attempt for a TDLouisiana Tech, 2007
 (Brandon Jenkins blocked D. Horwedel's 36-yard attempt, Dustin Mouzon 55-yard return)
 Had a punt blockedAlabama, 2009
 Had a punt blocked for a TDAlabama, 2003
 Had a kickoff returned for a TDLSU, 2007
 Had a punt returned for a TDMississippi State, 2007
 Had an interception returned for a TDTexas Tech, 2008
 Missed a PAT kickVanderbilt, 2009
 Had a PAT kick blockedVanderbilt, 2009
 Blocked an opponent's PAT kickFlorida, 2008
(Kentrell Lockett blocked J. Phillip's attempt)
 A successful two-point conversionArkansas, 2007
(Mike Wallace pass from Brent Scheaffer, 4th quarter)
 Had a field goal attempt blockedKentucky, 2005
(Matt Hinkle's 44-yard attempt)
 Had two field goal attempts blockedKentucky, 2005
(Robert Bass' 39-yd attempt, Matt Hinkle's 44-yard attempt)
 Gained a first down off a fake field goal attemptGeorgia, 1995
 Scored a touchdown off a fake field goal attemptAlabama, 2008
(Jason Cook 9-yard pass from Rob Park)
 Gained a first down off a fake puntLSU, 2008
(Kendrick Lewis 33-yard pass from Jason Cook)
 Recovered an onside kickLSU, 2006 (Jamarca Sanford)
 Shut out an opponentMississippi State, 2008 (45-0)
 Was shut outArkansas, 1998 (34-0)
 Played an overtime gameLSU, 2006 (L, 20-23)
 Scored a safetyTexas Tech, 2008
(Patrick Trahan sacks Graham Harrell in the end zone)
 Scored 2 safeties in the same gameNorthern Illinois, 1993 (team)
 Gave up a safetyLSU, 2005
 Had no turnoversLouisiana-Monroe, 2008
 Defeated a nationally ranked teamTexas Tech, 2008
(47-34, #8 Associated Press; #8 ESPN/USAToday Coaches)
 Was ranked in top 25Week 9 2009 (#24 AP; #22 ESPN/USAToday Coaches)
 Ended the year ranked in top 252008 (#14 AP; #15ESPN/USAToday Coaches)

THE LAST TIME AN OLE MISS PLAYER . . .

Rushed 30 timesBenJarvus Green-Ellis vs. Missouri, 2007 (33)
 Rushed 25 timesBenJarvus Green-Ellis vs. Missouri, 2007 (33)
 Rushed for 200 yardsBenJarvus Green-Ellis vs. Missouri, 2007 (226)
 Rushed for 150 yardsBenJarvus Green-Ellis vs. Missouri, 2007 (226)
 Rushed for 100 yardsDexter McCluster vs. Arkansas (123)
 Passed for 400 yardsEli Manning vs. Texas Tech, 2003 (409)
 Passed for 300 yardsJevan Snead vs. Arkansas (332)
 Attempted 50 passesEli Manning vs. Arkansas, 2002 (56)
 Attempted 40 passesSeth Adams vs. Alabama, 2007 (40)
 Attempted 30 passesJevan Snead vs. Vanderbilt, 2008 (34)
 Completed 30 passesEli Manning vs. South Carolina, 2003 (30)
 Completed 20 passesJevan Snead vs. Arkansas (22)
 Passed for 4 or more TDsJevan Snead vs. Mississippi State, 2008 (4)
 Threw 3 or more interceptionsJevan Snead vs. Vanderbilt, 2009 (3)
 Had 400 yards Total OffenseEli Manning vs. Texas Tech, 2003 (411)
 Had 300 yards Total OffenseBrent Schaeffer vs. LSU, 2007 (302)
 Had 250 All-Purpose YardsDexter McCluster vs. Arkansas, 2009 (260)
 Had 200 All-Purpose YardsMike Wallace vs. Arkansas, 2008 (222)
 Caught 10 passesMike Espy vs. Tennessee, 2005 (10)
 Caught 9 passesMike Espy vs. Auburn, 2005 (9)
 Had 100 receiving yardsDexter McCluster vs. Arkansas, 2009 (137)
 Scored 10 points kickingJoshua Shene vs. Arkansas, 2009 (12)
 Scored 3 touchdowns rushingBenJarvus Green-Ellis vs. Northwestern State, 2007
 Scored 2 touchdowns rushingRodney Scott vs. UAB, 2009
 Scored 3 touchdowns receivingChris Collins vs. Auburn, 2002
 Scored 2 touchdowns receivingShay Hodge vs. Vanderbilt, 2009
 Intercepted 3 passesDon Price vs. Vanderbilt, 1986 (3)
 Intercepted 2 passesDustin Mouzon vs. Memphis, 2007 (2)
 Forced 3 fumblesRory Johnson vs. Vanderbilt, 2006 (3)
 Recovered 2 fumblesRory Johnson vs. Vanderbilt, 2006 (2)
 Punted for a 70-yard game averageBill Smith vs. Southern Miss, 1984 (2-84.5)
 Kicked a 45-yard Field GoalJoshua Shene vs. Memphis, 2008 (47)
 Kicked a 50-yard Field GoalJoshua Shene vs. Auburn, 2007 (51)
 Kicked five field goals in gameJonathan Nichols vs. Texas Tech, 2003
(39, 29, 33, 25, 33, 24)
 Kicked four field goals in a gameJonathan Nichols vs. Wyoming, 2004
(37, 26, 30, 43)

#8/10 OLE MISS 45, MEMPHIS 14

Game #1 • Sept. 6, 2009
Attendance: 45,207 • Liberty Bowl • Memphis, Tenn.

-MEMPHIS, Tenn. (AP) - Ole Miss quarterback Jevan Snead recovered from a slow start to throw two late touchdowns and Dexter McCluster scored twice to lead the No. 8 Rebels to a 45-14 win over Memphis. Snead hit 4 of 5 passes for 73 yards and two touchdowns in the fourth quarter, breaking open a close game.

Snead was the focus of preseason hype and mentioned as a dark horse candidate for the Heisman Trophy. But when the spotlight first hit him in 2009, he struggled. He completed just 8 of 17 passes for 102 yards with two interceptions through three quarters, missing badly at times.

It took a big play by Fon Ingram to wipe away those troubles.

It looked like Memphis might take the lead late in the second quarter. The Tigers trailed 10-7 and appeared to have an opportunity to take the lead with a solid drive when Ingram stepped in front of Arkelon Hall's pass and returned it 38 yards for a 17-7 halftime lead.

That gave Ole Miss confidence going into the second half and Snead completed his personal comeback with a couple of rapid-fire touchdowns of 18 yards to Markeith Summers and 17 yards to McCluster in the fourth.

His counterpart had a much more difficult time in the face of pressure from Ole Miss' defensive line.

Hall completed 15 of 30 passes with two interceptions for 110 yards. He had 37 yards in the first half and limited the Tigers' effectiveness with several poor passes well off the mark.

The Tigers had 284 total yards, three turnovers and were 0 for 2 on fourth-down conversions and 4 for 16 on third down.

The defense's early stand was repaid as the offense gained strength. Brandon Bolden rushed for 71 yards on nine carries, scored one touchdown and set up McCluster's 1-yard plunge in the third quarter with a 28-yard run.

McCluster had 50 yards rushing as both the Wild Rebel quarterback and an I-formation tailback and 65 yards receiving, too. Enrique Davis finished off the game with a 29-yard scoring run.

| | | | | | | |
|--------------------|-----|---|---|----|---|----|
| Ole Miss | 10 | 7 | 0 | 28 | — | 45 |
| Memphis | 0 | 7 | 0 | 7 | — | 14 |
| 1st Quarter | | | | | | |
| 11:13 | UM | J. Shene 27-yd FG | | | | |
| 6:20 | UM | B. Bolden 1-yd run (J. Shene kick) | | | | |
| 2nd Quarter | | | | | | |
| 13:37 | MEM | C. Steele 2-yd run (M. Reagan kick) | | | | |
| 0:41 | UM | F. Ingram 38-yd interception return (J. Shene kick) | | | | |
| 4th Quarter | | | | | | |
| 12:43 | UM | D. McCluster 1-yd run (J. Shene kick) | | | | |
| 9:09 | MEM | C. Steele 5-yd run (M. Reagan kick) | | | | |
| 6:14 | UM | M. Summers 18-yd pass from J. Snead (J. Shene kick) | | | | |
| 5:20 | UM | D. McCluster 17-yd pass from J. Snead (J. Shene kick) | | | | |
| 0:06 | UM | E. Davis 29-yd run (J. Shene kick) | | | | |

| Team Stats | UM | MEM |
|-------------------|---------|---------|
| First Downs | 21 | 19 |
| Rushes-Yards | 39-174 | 42-150 |
| Passing Yards | 175 | 134 |
| Att.-Comp.-Int. | 22-12-2 | 36-17-2 |
| Total Plays-Yards | 61-349 | 78-284 |
| Fumbles-Lost | 2-1 | 3-1 |
| Penalties-Yards | 4-31 | 7-58 |
| Punts-Average | 6-39.8 | 7-44.1 |
| Punt Returns | 3-36 | 2-19 |
| KO Returns | 2-51 | 5-64 |
| Interceptions | 2-75-1 | 2-29-0 |
| Possession Time | 27:42 | 32:18 |
| 3rd Down Conv. | 5-12 | 4-16 |
| 4th Down Conv. | 0-0 | 0-2 |
| Sacks By-Yards | 2-20 | 2-15 |

| Individual Leaders |
|---------------------------|
| Rushing |
| UM: B. Bolden, 9-71 |
| D. McCluster, 9-50 |
| MEM: C. Steele, 19-90 |
| L. Smith, 10-63 |
| Passing |
| UM: J. Snead, 22-12-2-175 |
| MEM: A. Hall, 30-15-2-110 |
| Receiving |
| UM: D. McCluster, 6-65 |
| S. Hodge, 3-77 |
| MEM: D. Calhoun, 5-53 |
| D. Farr, 4-5 |

#5/6 OLE MISS 52, SOUTHEASTERN LA. 6

Game #2 • Sept. 19, 2009
Attendance: 58,119 • Vaught-Hemingway • Oxford, Miss.

OXFORD, Miss. (AP) - Jevan Snead threw three touchdowns, Brandon Bolden rushed for 105 yards and No. 5 Ole Miss got a big game from a freshman linebacker D.T. Shackelford in a 52-6 win over Southeastern Louisiana.

The Rebels (2-0) won their eighth straight game - their longest winning streak since they won 10 in 1971-72.

Ole Miss, which had about a third of its roster sick with swine flu symptoms during their off week, steps up in class next week with its Southeastern Conference opener at South Carolina on Thursday night.

Shackelford recovered two fumbles and finished off the scoring with a 58-yard interception return for touchdown against the Lions.

Snead completed 16 of 28 passes for 208 yards and Bolden averaged 8.1 yards per carry and was over 100 yards in the first half.

The Ole Miss defense continued to make the plays, though. The Rebels forced five turnovers, turning three into 21 points and ending two scoring threats deep in Rebels territory. They held the Lions to 302 yards and didn't allow a single third-down conversion in 14 tries. Cassius Vaughn intercepted a pass deep in Rebels territory that kept the Lions off the scoreboard early.

The statistics show the Ole Miss offense with 500 total yards and 258 yards rushing after going up 24-0 at halftime.

Snead threw two of his three touchdowns in the first half, extending his school record to eight straight games with multiple scoring passes.

The Rebels scored more than 40 points for the fourth straight game, a school record.

Bolden was a beast in the first half. He broke tackles at the line of scrimmage and downfield and set up Ole Miss' first touchdown with an athletic run that included a whiplash-inducing stiff-arm and a burst of speed at the corner.

| Southeastern Louisiana | 0 | 0 | 3 | 3 | — | 6 |
|------------------------|-----|---|----|----|---|----|
| Ole Miss | 7 | 17 | 14 | 14 | — | 52 |
| 1st Quarter | | | | | | |
| 11:13 | UM | E. Davis 2-yd run (J. Shene kick) | | | | |
| 2nd Quarter | | | | | | |
| 14:55 | UM | A. Hartmann 5-yd pass from J. Snead (J. Shene kick) | | | | |
| 10:36 | UM | J. Shene 42-yard field goal | | | | |
| 1:25 | UM | S. Hodge 4-yd pass from J. Snead (J. Shene kick) | | | | |
| 3rd Quarter | | | | | | |
| 11:31 | SLU | J. Turner 28-yard field goal | | | | |
| 6:33 | UM | C. Eason 8-yd run (J. Shene kick) | | | | |
| 2:40 | UM | P. Patterson 29-yd pass from J. Snead (J. Shene kick) | | | | |
| 4th Quarter | | | | | | |
| 9:24 | SLU | J. Turner 32-yard field goal | | | | |
| 8:38 | UM | J. Grandy 46-yd run (B. Rose kick) | | | | |
| 4:50 | UM | D.T. Shackelford 58-yd interception return (B. Rose kick) | | | | |

| Team Stats | SLU | UM |
|-------------------|---------|---------|
| First Downs | 12 | 25 |
| Rushes-Yards | 30-86 | 35-258 |
| Passing Yards | 216 | 242 |
| Att.-Comp.-Int. | 34-21-2 | 31-18-0 |
| Total Plays-Yards | 64-302 | 66-500 |
| Fumbles-Lost | 4-3 | 2-2 |
| Penalties-Yards | 8-69 | 4-50 |
| Punts-Average | 7-31.9 | 5-28.4 |
| Punt Returns | 0-0 | 2-(-5) |
| KO Returns | 7-134 | 3-57 |
| Interceptions | 0-0 | 2-58-1 |
| Possession Time | 30:49 | 29:11 |
| 3rd Down Conv. | 0-14 | 5-11 |
| 4th Down Conv. | 0-1 | 0-0 |
| Sacks By-Yards | 1-7 | 2-6 |

| Individual Leaders |
|----------------------------|
| Rushing |
| UM: B. Bolden, 13-105 |
| J. Grandy, 2-57 |
| SLU: J. Duckworth, 11-36 |
| B. Babin, 11-25 |
| Passing |
| UM: J. Snead, 28-16-0-209 |
| SLU: B. Babin, 26-17-1-188 |
| Receiving |
| UM: S. Hodge, 5-59 |
| P. Patterson, 4-79 |
| SLU: S. Yarbrough, 9-60 |
| Z. Jones, 3-27 |

SOUTH CAROLINA 16, #4/5 OLE MISS 10

Game #3 • Sept. 24, 2009

Attendance: 74,724 • Williams-Brice Stadium • Columbia, S.C.

COLUMBIA, S.C. (AP) - Ole Miss could not defend its Top 5 ranking or overcome South Carolina's defense.

Star passer Jevan Snead was hounded all game and the fourth-ranked Rebels never got in gear, losing to South Carolina 16-10.

Spencer Lanning kicked three field goals and fullback Patrick DiMarco a key 2-yard TD catch for the Gamecocks.

Ole Miss (2-1, 0-1) had one last chance at a go-ahead TD that would've extended its eight-game winning streak. But Snead was sacked by Cliff Matthews, then had a fourth-down pass knocked away by Darian Stewart.

Snead, the Ole Miss junior, missed six straight throws during one stretch but did come through with a critical play. His 45-yard TD pass to Markeith Summers with under 10 minutes left in the game that cut it to 16-10.

South Carolina's defense had to come through after that because the offense, which controlled things for much of the first three quarters went three-and-out on its final four possessions.

Snead's 11-yard pass to Pat Patterson brought Ole Miss to the Gamecock 32 with 2:55 to play. Then coach Houston Nutt tried to outfox South Carolina.

Snead had thrown at least two TD passes in each of his past eight games. He finished this game 7 of 21 for 107 yards.

Bolden appeared to get things going with a 59-yard touchdown run. A holding penalty, however, brought that back and the Rebels eventually settled for their only points of the half on Joshua Shene's 42-yard field goal.

Ole Miss came close to scoring just once more, but instead of another field goal, Nutt went with a fake. Holder Justin Sparks' pass to Derrick Davis came up 2 yards shy of a first down.

Garcia fumbled away one drive after a sack on Ole Miss 16 in the first quarter. An illegal shift on the Rebels' 4 led to Lanning's first field goal.

Freshman receiver Tori Gurley caught Garcia's pass and took it in for a 12-yard score right before halftime. But South Carolina was flagged for an ineligible receiver downfield. Lanning converted a 20-yard field goal to put the Gamecocks ahead 6-3 at the break.

| | | | | | | |
|-----------------------|----------|---|-----------|----------|----------|-----------|
| Ole Miss | 3 | 0 | 0 | 7 | — | 10 |
| South Carolina | 0 | 6 | 10 | 0 | — | 16 |
| 1st Quarter | | | | | | |
| 0:10 | UM | J. Shene 42-yard field goal | | | | |
| 2nd Quarter | | | | | | |
| 8:52 | SC | S. Lanning 26-yard field goal | | | | |
| 0:00 | SC | S. Lanning 20-yard field goal | | | | |
| 3rd Quarter | | | | | | |
| 10:01 | SC | S. Lanning 30-yard field goal | | | | |
| 6:57 | SVC | P. DiMarco 2-yd pass from S. Garcia (S. Lanning kick) | | | | |
| 4th Quarter | | | | | | |
| 9:47 | UM | M. Summers 45-yd pass from J. Snead (J. Shene kick) | | | | |

| <u>Team Stats</u> | <u>UM</u> | <u>SC</u> | <u>Individual Leaders</u> |
|-------------------|-----------|-----------|----------------------------|
| First Downs | 14 | 15 | |
| Rushes-Yards | 40-139 | 34-65 | Rushing |
| Passing Yards | 109 | 220 | UM: D. McCluster, 15-89 |
| Att.-Comp.-Int. | 22-8-0 | 34-16-0 | B. Bolden, 10-32 |
| Total Plays-Yards | 62-248 | 68-285 | SC: K. Miles, 13-52 |
| Fumbles-Lost | 1-1 | 1-1 | B. Maddox, 5-18 |
| Penalties-Yards | 9-70 | 8-65 | Passing |
| Punts-Average | 6-41.7 | 7-42.9 | UM: J. Snead, 21-7-0-107 |
| Punt Returns | 1-36 | 1-13 | SC: S. Garcia, 34-16-0-220 |
| KO Returns | 4-81 | 3-54 | Receiving |
| Interceptions | 0-0 | 0-0 | UM: M. Summers, 2-60 |
| Possession Time | 26:25 | 33:35 | L. Breaux, 2-19 |
| 3rd Down Conv. | 1-13 | 6-16 | SC: T. Gurley, 4-60 |
| 4th Down Conv. | 1-4 | 1-1 | M. Brown, 3-85 |
| Sacks By-Yards | 4-29 | 4-15 | |

#18/21 OLE MISS 23, VANDERBILT 7

Game #4 • Oct. 1, 2009

Attendance: 39,625 • Vanderbilt Stadium • Nashville, Tenn.

NASHVILLE, Tenn. (AP) - Jevan Snead passed for three touchdowns as No. 18 Ole Miss bounced back with a 23-7 victory over Vanderbilt.

Snead threw for just one touchdown in last week's 16-10 loss to South Carolina, a game that dropped the Rebels (3-1, 1-1 SEC) from a No. 4 ranking that had been their highest since 1970. He matched his season high with three TDs against Vanderbilt in helping the Rebels to their best start since 2002 when they opened 5-1.

The Commodores (2-3, 0-2) picked off four Snead passes a year ago in Oxford, Miss. They nearly matched that with Jamie Graham, Casey Heyward and Myron Lewis each intercepting a pass.

But Ole Miss' Marcus Temple intercepted Larry Smith in the end zone with 10:55 left to help preserve a 23-7 lead.

Ole Miss outgained Vanderbilt 397-240 and held the ball for nearly 36 minutes. The Commodores disintegrated twice inside the Ole Miss 20 in the first half. They missed two field goal attempts and finished with an uncharacteristic 12 penalties for 74 yards.

Ole Miss did its part, sacking Smith four times. Nutt said he thought his defense was outstanding, though Vandy had scored only 12 points combined in its two previous SEC games.

Snead came in having completed 49.3 percent of his passes and ranked 65th nationally in passing efficiency. He looked much more like the quarterback who led the Rebels to a Cotton Bowl win as he guided them to three scoring drives in the first half.

He had two TD passes in the second quarter. His best throw of the night, a 48-yarder down the right sideline to Shay Hodge on third-and-16, set up his 12-yard TD pass to Brandon Bolden for a 17-0 halftime lead.

He made it 23-0 by capping the Rebels' opening drive of the third quarter with a 7-yard TD to Hodge, his second of the game. Snead finished 19 of 34 for 237 yards, all season highs.

| | | | | | | |
|--------------------|----------|--|----------|----------|----------|-----------|
| Ole Miss | 3 | 14 | 6 | 0 | — | 23 |
| Vanderbilt | 0 | 0 | 7 | 0 | — | 7 |
| 1st Quarter | | | | | | |
| 10:14 | UM | J. Shene 20-yard field goal | | | | |
| 2nd Quarter | | | | | | |
| 10:18 | UM | S.Hodge 2-yd pass from J. Snead (J. Shene kick) | | | | |
| 2:55 | UM | B.Bolden 12-yd pass from J. Snead (J. Shene kick) | | | | |
| 3rd Quarter | | | | | | |
| 10:59 | SC | S.Hodge 7-yd pass from J. Snead (J. Shene kick fail) | | | | |
| 5:54 | VU | U.Umoh 7-yd pass from L. Smith (R. Folwer kick) | | | | |

| <u>Team Stats</u> | <u>UM</u> | <u>VU</u> | <u>Individual Leaders</u> |
|-------------------|-----------|-----------|---------------------------|
| First Downs | 20 | 14 | |
| Rushes-Yards | 43-160 | 38-171 | Rushing |
| Passing Yards | 237 | 69 | UM: B. Bolden, 16-89 |
| Att.-Comp.-Int. | 34-19-3 | 27-10-1 | J. Snead, 5-28 |
| Total Plays-Yards | 77-397 | 65-240 | VU: W. Norman, 14-86 |
| Fumbles-Lost | 1-0 | 3-0 | J. Hawkins, 10-54 |
| Penalties-Yards | 7-65 | 12-74 | Passing |
| Punts-Average | 3-46.7 | 6-46.0 | UM: J. Snead, 34-19-3-237 |
| Punt Returns | 2-9 | 1-26 | VU: L. Smith, 27-10-1-69 |
| KO Returns | 2-38 | 5-143 | Receiving |
| Interceptions | 1-35 | 3-35 | UM: S. Hodge, 8-122 |
| Possession Time | 35:49 | 24:11 | B. Bolden, 3-22 |
| 3rd Down Conv. | 10-18 | 5-17 | VU: U. Umoh, 3-27 |
| 4th Down Conv. | 2-2 | 2-3 | T. Wimberly, 3-18 |
| Sacks By-Yards | 4-23 | 1-5 | |

#3/3 ALABAMA 22, #16/20 OLE MISS 3

Game #5 • Oct. 10, 2009
Attendance: 62,657 • Vaught-Hemingway • Oxford, Miss.

OXFORD, Miss. (AP) - Mark Ingram rushed for 172 yards and a touchdown and No. 3 Alabama defeated No. 20 Ole Miss at Vaught-Hemingway Stadium in a battle of ranked teams.

Jevan Snead threw four interceptions for Ole Miss, tying a career high, and the Crimson Tide scored after a blocked punt and a fumble recovery on a punt return.

Leigh Tiffin hit five short field goals, passing his father Van Tiffin on the Crimson Tide career list for third place in career scoring.

Snead completed 11 of 34 passes for 140 yards. Twice Alabama defenders ripped the ball away from Ole Miss receivers who were bobbling it.

The Crimson Tide held the Rebels to 19 yards and one first down in the first half on the way to a 16-0 lead and allowed them past the 50 just four times overall.

The Rebel defense answered with big play after big play despite being on the field for 35:30.

The defense was especially good after turnovers. The Rebels forced a field goal with a goal-line stand after Cory Reamer's blocked punt gave Alabama the ball at the 5. But with the Ole Miss offense holding the ball for just 8:57 in the first half, Alabama used 47 plays for to rack up 237 yards.

That helped Mark Ingram score untouched from 36 yards out on fourth and 1 with 55 seconds left in the half to make it 16-0.

The defense rallied and came up big again late in the third quarter after Reamer stripped Dexter McCluster on a punt return and recovered the fumble, giving Alabama the ball at the Ole Miss 40. Jonathan Cornell and Kentrell Lockett sacked McElroy for an 11-yard loss on first down, but Ingram picked up the Tide's third fourth-down conversion, then carried the ball to the 3 with a 24-yard run.

The Rebels, however, forced the Tide back a yard on the next three plays before Kiffin's fourth field goal.

After Kareem Jackson returned an interception deep into Rebels territory in the fourth quarter, the Ole Miss defense forced a fumble. Ole Miss defensive backs also knocked two passes away from Julio Jones in the end zone.

| | | | | | | |
|--------------------|----|--------------------------------------|---|---|---|----|
| Alabama | 3 | 13 | 3 | 3 | — | 22 |
| Ole Miss | 0 | 0 | 3 | 0 | — | 3 |
| 1st Quarter | | | | | | |
| 2:46 | UA | L. Tiffin 25-yard field goal | | | | |
| 2nd Quarter | | | | | | |
| 5:57 | UA | L. Tiffin 21-yard field goal | | | | |
| 3:56 | UA | L. Tiffin 22-yard field goal | | | | |
| 0:55 | UA | M. Ingram 36-yd run (L. Tiffin kick) | | | | |
| 3rd Quarter | | | | | | |
| 7:49 | UM | J. Shene 25-yd field goal | | | | |
| 1:14 | UA | L. Tiffin 21-yard field goal | | | | |
| 4th Quarter | | | | | | |
| 10:54 | UA | L. Tiffin 31-yard field goal | | | | |

| Team Stats | UA | UM |
|-------------------|---------|---------|
| First Downs | 17 | 12 |
| Rushes-Yards | 41-200 | 23-72 |
| Passing Yards | 154 | 140 |
| Att.-Comp.-Int. | 35-16-0 | 34-11-4 |
| Total Plays-Yards | 76-354 | 57-212 |
| Fumbles-Lost | 2-1 | 3-1 |
| Penalties-Yards | 4-30 | 4-31 |
| Punts-Average | 6-40.8 | 6-38.8 |
| Punt Returns | 3-5 | 3-32 |
| KO Returns | 2-40 | 6-149 |
| Interceptions | 4-79 | 0-0 |
| Possession Time | 38:19 | 21:41 |
| 3rd Down Conv. | 4-20 | 0-9 |
| 4th Down Conv. | 4-4 | 1-2 |
| Sacks By-Yards | 0-0 | 2-14 |

| Individual Leaders |
|-----------------------------|
| Rushing |
| UM: J. Snead, 4-44 |
| D. McCluster, 6-15 |
| UA: M. Ingram, 28-172 |
| T. Richardson, 9-40 |
| Passing |
| UM: J. Snead, 34-11-4-140 |
| UA: G. McElroy, 35-16-0-154 |
| Receiving |
| UM: B. Bolden, 4-76 |
| D. McCluster, 3-22 |
| UA: M. Maze, 4-48 |
| J. Jones, 4-42 |

OLE MISS 48, UAB 13

Game #6 • Oct. 17, 2009
Attendance: 47,612 • Vaught-Hemingway • Oxford, Miss.

OXFORD, Miss. (AP) - Jevan Snead threw for 240 yards and three touchdowns as Ole Miss defeated UAB 48-13.

One week after throwing four interceptions against Alabama, Snead was 15-for-22 with no interceptions for the Rebels (4-2).

Freshman Rodney Scott rushed for two second-quarter touchdowns for Ole Miss and was one of four players to score their first career touchdowns.

Freshman Jesse Grandy returned the opening kickoff 88 yards for a score and junior Lionel Breaux scored on his seventh reception of the season. Sophomore Andrew Harris caught touchdown pass in the fourth quarter.

Despite scoring 13 seconds into the game, Ole Miss struggled offensively and managed just 45 yards of total offense in the first quarter. But the Rebels came to life after that, scoring on six consecutive possessions.

Quarterback Joe Webb rushed for 121 yards, threw for 89 yards and scored the only touchdown for UAB (2-4). Playing their first game in 16 days, the Blazers didn't get on the scoreboard until they trailed 41-0.

Ole Miss got a quick shot in the arm when Grandy received the kickoff at the 12-yard line, leaped over teammate Brandon Sanders, who was blocking near the 30-yard line, and broke free down the right sideline.

Ole Miss gained 501 yards on offense, compared to 351 for UAB.

Scott led the Rebels on the ground with 57 yards on nine carries, and Brandon Bolden rushed for 56 yards on 12 rushes. Shay Hodge caught a team-high seven passes for 99 yards.

| | | | | | | |
|--------------------|-----|--|----|----|---|----|
| UAB | 0 | 0 | 0 | 13 | — | 13 |
| Ole Miss | 7 | 20 | 14 | 7 | — | 48 |
| 1st Quarter | | | | | | |
| 14:47 | UM | J. Grandy 88-yard kickoff return (J. Shene kick) | | | | |
| 2nd Quarter | | | | | | |
| 11:09 | UM | L. Breaux 20-yard pass from J. Snead (J. Shene kick) | | | | |
| 5:16 | UM | R. Scott 1-yard run (team kick fail) | | | | |
| 1:46 | UM | R. Scott 25-yard run (J. Shene kick) | | | | |
| 3rd Quarter | | | | | | |
| 12:22 | UM | M. Summers 65-yard pass from J. Snead (J. Shene kick) | | | | |
| 2:39 | UM | A. Hartman 2-yard pass from J. Snead (J. Shene kick) | | | | |
| 4th Quarter | | | | | | |
| 14:17 | UAB | J. Webb 3-yard run (J. Zahn kick) | | | | |
| 10:16 | UM | A. Harris 22-yard pass from N. Stanley (J. Shene kick) | | | | |
| 7:18 | UAB | J. Zahn 43-yard field goal | | | | |
| 0:00 | UAB | J. Zahn 34-yard field goal | | | | |

| Team Stats | UAB | UM |
|-------------------|---------|---------|
| First Downs | 18 | 22 |
| Rushes-Yards | 40-230 | 33-163 |
| Passing Yards | 121 | 338 |
| Att.-Comp.-Int. | 21-12-1 | 31-21-0 |
| Total Plays-Yards | 61-351 | 64-501 |
| Fumbles-Lost | 0-0 | 0-0 |
| Penalties-Yards | 6-33 | 3-25 |
| Punts-Average | 6-40.3 | 3-46.0 |
| Punt Returns | 0-0 | 1-19 |
| KO Returns | 5-134 | 3-140 |
| Interceptions | 0-0 | 1-18 |
| Possession Time | 32:59 | 27:01 |
| 3rd Down Conv. | 3-11 | 8-13 |
| 4th Down Conv. | 0-0 | 1-2 |
| Sacks By-Yards | 0-0 | 3-17 |

| Individual Leaders |
|-----------------------------|
| Rushing |
| UM: J. Snead, 4-44 |
| D. McCluster, 6-15 |
| UA: M. Ingram, 28-172 |
| T. Richardson, 9-40 |
| Passing |
| UM: J. Snead, 34-11-4-140 |
| UA: G. McElroy, 35-16-0-154 |
| Receiving |
| UM: B. Bolden, 4-76 |
| D. McCluster, 3-22 |
| UA: M. Maze, 4-48 |
| J. Jones, 4-42 |

#25 OLE MISS 30, ARKANSAS 17

Game #7 • Oct. 24, 2009

Attendance: 60,622 • Vaught-Hemingway • Oxford, Miss.

OXFORD, Miss. (AP) - Dexter McCluster set career highs in rushing and receiving, and Jevan Snead threw for a career-high 332 yards to lead Ole Miss to a 30-17 victory over Arkansas.

Ole Miss (5-2, 2-2 Southeastern Conference) jumped ahead 17-0 and controlled the line of scrimmage throughout. The Rebels could have won by more if not for three turnovers.

Arkansas (3-4, 1-4) pulled to 24-17 in the third quarter when Carlton Salters caught a tipped pass for a 58-yard touchdown, but the Razorbacks couldn't finish the rally and Ole Miss added two field goals in the fourth.

McCluster plays a variety of roles for Ole Miss, but he hadn't been much of a factor this season. That changed right away against Arkansas. He touched the ball on about half the Rebels' first-quarter plays and had already run for a career-high 108 yards by halftime.

In the second half, he caught a screen pass, eluded the first line of defense and went 64 yards for a touchdown and a 24-10 lead. He finished with 123 yards rushing and 137 receiving.

Arkansas kept it close with a touchdown on a lucky bounce. Ryan Mallett threw deep for Greg Childs on third-and-long. Childs went up with two Ole Miss defenders, and the ball caromed right to Salters, who jogged the final few feet to the end zone.

That made the score look respectable, but the Rebels controlled this game. They made 31 first downs to Arkansas' 13 and outgained the Razorbacks 553-299.

Snead opened the scoring with a 1-yard touchdown run, then threw a 25-yard scoring pass to Shay Hodge near the end of the first quarter. The Rebels kept Arkansas off balance in the second. Snead lined up out wide in the Wild Rebel formation, and when Ole Miss ran a reverse to him, he threw deep to Markeith Summers for a 39-yard gain that set up a field goal.

Arkansas finally scored to make it 17-7 on Knile Davis' 3-yard run with 2:15 left in the half.

| | | | | | | |
|--------------------|----|---|----|---|---|----|
| Arkansas | 0 | 7 | 10 | 0 | — | 17 |
| Ole Miss | 14 | 3 | 7 | 6 | — | 30 |
| 1st Quarter | | | | | | |
| 10:41 | UM | J. Snead 1-yard run (J. Shene kick) | | | | |
| 0:59 | UM | S. Hodge 25-yard pass from J. Snead (J. Shene kick) | | | | |
| 2nd Quarter | | | | | | |
| 4:12 | UM | J. Shene 22-yd field goal | | | | |
| 2:15 | UA | K. Davis 3-yd run (A. Tejada kick) | | | | |
| 3rd Quarter | | | | | | |
| 9:40 | UA | A. Tejada 44-yd field goal | | | | |
| 6:28 | UM | D. McCluster 64-yard pass from J. Snead (J. Shene kick) | | | | |
| 5:33 | UA | C. Salters 58-ys pass from R. Mallett (A. Tejada kick) | | | | |
| 4th Quarter | | | | | | |
| 14:56 | UM | J. Shene 39-yd field goal | | | | |
| 4:13 | UM | J. Shene 19-yd field goal | | | | |

| Team Stats | ARK | UM |
|-------------------|---------|---------|
| First Downs | 13 | 31 |
| Rushes-Yards | 22-45 | 47-221 |
| Passing Yards | 254 | 332 |
| Att.-Comp.-Int. | 34-12-0 | 33-22-2 |
| Total Plays-Yards | 56-299 | 80-553 |
| Fumbles-Lost | 1-0 | 1-1 |
| Penalties-Yards | 6-40 | 5-35 |
| Punts-Average | 7-34.1 | 2-34.0 |
| Punt Returns | 0-0 | 1-5 |
| KO Returns | 6-122 | 4-102 |
| Interceptions | 2-69 | 0-0 |
| Possession Time | 22:47 | 37:13 |
| 3rd Down Conv. | 4-13 | 9-15 |
| 4th Down Conv. | 0-1 | 0-0 |
| Sacks By-Yards | 0-0 | 3-20 |

| Individual Leaders | |
|--------------------|-------------------------|
| Rushing | |
| UM: | D. McCluster, 22-123 |
| | B. Bolden, 14-62 |
| ARK: | M. Ingram, 28-172 |
| | T. Richardson, 9-40 |
| Passing | |
| UM: | J. Snead, 33-22-2-332 |
| ARK: | R. Mallett, 34-12-0-254 |
| Receiving | |
| UM: | D. McCluster, 7-137 |
| | S. Hodge, 5-70 |
| ARK: | G. Childs, 3-83 |
| | J. Wright, 3-51 |

91 | RICHARD.ABSHER

6-4 • 225 • So.-TR • TE
Huntingtown, Md.
(Huntingtown; Fork Union; Millsaps)

2009: Joined the team in the preseason ...Has not seen action this season.

83 | FERBIA.ALLEN



6-4 • 240 • Fr.-RS • DE/TE
Pine Bluff, Ark.
(Dollarway)

Has seen action in every game with three starts ... vs. *Southeastern La.* (9/19): Caught first career pass ... Finished with three receptions for 29 yards ... at *South Carolina* (9/24): Caught one pass for six yards ... vs. *Arkansas* (10/24): Caught one pass for nine yards.

| ALLEN'S CAREER STATISTICS | | | | | | |
|---------------------------|------------|----------|-----------|----------|-----------|------------|
| —RECEIVING— | | | | | | |
| Year | G-S | Rec | Yds | TD | Lg | Avg. |
| 2009 | 7-3 | 5 | 44 | 0 | 13 | 8.8 |
| Total | 7-3 | 5 | 44 | 0 | 13 | 8.8 |


| ALLEN'S CAREER HIGHS | |
|----------------------|---|
| RECEPTIONS: | 3, vs. <i>Southeastern La.</i> (9/19/09) |
| RECEIVING YARDS: | 29, vs. <i>Southeastern La.</i> (9/19/09) |

46 | KENNY.ANDERSON

5-11 • 210 • Fr.-HS • FB
Richmond, Va.
(Monacan; Hargrave)

2009: Joined the team in the preseason ...Has not seen action this season.

94 | LAMARK.ARMOUR



6-2 1/2 • 275 • Sr.-2L • DE
Nashville, Tenn.
(Hunters Lane)

Has seen action in every game this season ... at *Memphis* (9/6): Tied career-high two solo stops ... vs. *Southeastern La.* (9/19): Tied career-high two solo stops ... at *South Carolina* (9/24): Posted one solo stop and one QB pressure ... vs. *Alabama* (10/10): Tied a career high with two solo stops ... vs. *UAB* (10/17): Set a career high with three tackles ... Also posted 0.5 a TFL and 0.5 a QB sack ... vs. *Arkansas* (10/24): Registered two tackles and 1.0 QB sack.

| ARMOUR'S CAREER STATISTICS | | | | | | |
|----------------------------|-------------|----------|----------|-----------|---------------|---------------|
| —DEFENSE— | | | | | | |
| Year | G-S | UT | AT | TT | TFL-YDS | Sacks-Yds |
| 2009 | 7-0 | 8 | 4 | 12 | 1.5-13 | 1.5-13 |
| Total | 13-0 | 8 | 4 | 12 | 1.5-13 | 1.5-13 |
| Year | CF | FR | PD | PRES | INT | BLK |
| 2009 | 0 | 0 | 0 | 1 | 0 | 0 |
| Total | 0 | 0 | 0 | 1 | 0 | 0 |

| ARMOUR'S CAREER HIGHS | |
|-----------------------|--|
| TACKLES: | 3, vs. <i>UAB</i> (10/17/09) |
| SOLO TACKLES: | 2,3x,MR: vs. <i>Alabama</i> (10/10/09) |
| TFLs: | 1.0, vs. <i>Arkansas</i> (10/27/09) |
| QB SACKS: | 1.0, vs. <i>Arkansas</i> (10/27/09) |


31 | BEN.BENEDETTO



6-1 1/2 • 240 • Jr.-1L • FB
Metairie, La.
(Brother Martin)

Has seen action in two games (*Memphis* and *Southeastern La.*) this season.

34 | BRANDON.BOLDEN



5-11 • 220 • So.-1L • RB
Baton Rouge, La.
(Scottlandville Magnet)

Has seen action in every game with four starts ... at *Memphis* (9/6): Earned first career start and finished with nine carries for 71 yards and one score ... vs. *Southeastern La.* (9/19): Rushed for a career-high 105 yards on 13 carries ... at *South Carolina* (9/24): Ran 10 times for 32 yards ... at *Vanderbilt* (10/3): Rushed for 89 yards on a career-best 16 attempts ... Also caught three passes for 22 yards and first career receiving TD ... vs. *Alabama* (10/10): Rushed for 11 yards on 10 carries and caught a career-high four passes for 76 yards ... vs. *UAB* (10/17): Rushed for 56 yards on 12 carries ... Also caught one pass for 22 yards ... vs. *Arkansas* (10/24): Rushed for 62 yards on 14 carries and caught two balls for 18 yards.

| BOLDEN'S CAREER STATISTICS | | | | | | |
|----------------------------|-------------|------------|------------|----------|-----------|------------|
| —RUSHING— | | | | | | |
| Year | G-S | Att | Yds | TD | Lg | Avg. |
| 2008 | 13-0 | 98 | 542 | 5 | 44 | 5.5 |
| 2009 | 7-5 | 84 | 426 | 1 | 44 | 5.1 |
| Total | 20-5 | 182 | 968 | 6 | 44 | 5.3 |

| —PASSING— | | | | | | |
|--------------|-------------|------------|--------------|-----------|----------|----------|
| Year | G-S | Cmp-Att | Pct. | Yds | TD | INT |
| 2008 | 13-0 | 1-1 | 1.000 | 37 | 0 | 0 |
| Total | 20-5 | 1-1 | 1.000 | 37 | 0 | 0 |

| —RECEIVING— | | | | | | |
|--------------|-------------|-----------|------------|----------|-----------|-------------|
| Year | G-S | Rec | Yds | TD | Lg | Avg. |
| 2008 | 13-0 | 10 | 107 | 1 | 33 | 10.7 |
| 2009 | 7-5 | 11 | 138 | 1 | 32 | 12.5 |
| Total | 20-5 | 19 | 227 | 2 | 33 | 11.7 |

| —KICKOFF RETURNS— | | | | | | |
|-------------------|-----------|-----------|------------|----------|-----------|-------------|
| Year | G | Ret | Yds | TD | Lg | Avg. |
| 2008 | 13 | 7 | 108 | 0 | 28 | 15.4 |
| 2009 | 7 | 7 | 162 | 0 | 29 | 23.1 |
| Total | 20 | 14 | 270 | 0 | 29 | 19.3 |

| BOLDEN'S CAREER HIGHS | |
|-----------------------|---|
| RECEPTIONS: | 4, vs. <i>Alabama</i> (9/10/09) |
| RECEIVING YARDS: | 76, vs. <i>Alabama</i> (9/10/09) |
| RECEIVING TD: | 1, at <i>Vanderbilt</i> (10/3/09) |
| LONG RECEPTION: | 33, at <i>Wake Forest</i> (9/6/08) |
| RUSHING ATTEMPTS: | 16, at <i>Vanderbilt</i> (10/3/09) |
| RUSHING YARDS: | 105, vs. <i>Southeastern La.</i> (9/19/09) |
| LONGEST RUSH: | 44, 2x, MR: vs. <i>Southeastern La.</i> (9/19/09) |
| RUSHING TD: | 1, 6x, MR: at <i>Memphis</i> (9/6/09) |
| PASSING ATTEMPTS: | 1, vs. <i>Memphis</i> (8/30/08) |
| COMPLETIONS: | 1, vs. <i>Memphis</i> (8/30/08) |
| PASSING YARDS: | 37, vs. <i>Memphis</i> (8/30/08) |
| LONG COMPLETION: | 37, vs. <i>Memphis</i> (8/30/08) |
| KICKOFF RETURNS: | 3, 2x, MR: at <i>Wake Forest</i> (9/6/08) |
| KICKOFF RETURN YARDS: | 53, vs. <i>Memphis</i> (8/30/08) |
| LONG RETURN: | 28, vs. <i>Memphis</i> (8/30/08) |
| ALL-PURPOSE YARDS: | 149, at <i>Vanderbilt</i> (10/3/09) |

21 | LIONEL.BREAUX



6-0 • 198 • Jr.-2L • WR
New Orleans, La.
(McDonogh 35)

Has seen action in every game with two starts ... at *Memphis* (9/6): Caught one pass for 15 yards ... vs. *Southeastern La.* (9/19): Recorded one catch for 19 yards ... at *South Carolina* (9/24): Tied for team-high with two catches for 19 yards ... at *Vanderbilt* (10/3): Caught one pass for 18 yards ... vs. *Alabama* (10/10): Caught one pass for eight yards in a start ... vs. *UAB* (10/17): Caught two passes for 25 yards including first career TD ... vs. *Arkansas* (10/24): Caught two passes for 17 yards.

| BREAUX'S CAREER STATISTICS | | | | | | |
|----------------------------|-------------|----------|----------|-----------|--------------|------------|
| —SPECIAL TEAMS— | | | | | | |
| Year | G-S | UT | AT | TT | TFL-YDS | Sacks-Yds |
| 2007 | 10-1 | 2 | 0 | 2 | 0.0-0 | 0-0 |
| 2008 | 13-5 | 5 | 2 | 7 | 0.0-0 | 0-0 |
| 2009 | 7-3 | 1 | 1 | 2 | 0.0-0 | 0-0 |
| Total | 30-9 | 8 | 3 | 11 | 0.0-0 | 0-0 |

| —RUSHING— | | | | | | |
|--------------|-------------|----------|-----------|----------|-----------|------------|
| Year | G-S | Att | Yds | TD | Lg | Avg. |
| 2008 | 13-5 | 3 | 16 | 0 | 15 | 5.3 |
| 2009 | 7-3 | 0 | 0 | 0 | 0 | 0 |
| Total | 30-9 | 3 | 16 | 0 | 15 | 5.3 |

| —RECEIVING— | | | | | | |
|--------------|-------------|-----------|------------|----------|-----------|-------------|
| Year | G-S | Rec | Yds | TD | Lg | Avg. |
| 2008 | 13-5 | 12 | 178 | 0 | 39 | 14.8 |
| 2009 | 7-3 | 10 | 121 | 1 | 20 | 12.1 |
| Total | 30-9 | 20 | 282 | 0 | 39 | 13.6 |

| —KICKOFF RETURNS— | | | | | | |
|-------------------|-----------|----------|-----------|----------|-----------|-------------|
| Year | G | Ret | Yds | TD | Lg | Avg. |
| 2008 | 13 | 2 | 44 | 0 | 24 | 22.0 |
| 2009 | 7 | 1 | 26 | 0 | 26 | 26.0 |
| Total | 30 | 3 | 70 | 0 | 26 | 23.3 |

| BREAUX'S CAREER HIGHS | |
|-----------------------|--|
| TACKLES: | 1, 8x, MR: vs. <i>UAB</i> (10/17/09) |
| SOLO TACKLES: | 1, 5x, MR: vs. <i>South Carolina</i> (10/4/08) |
| RUSHING ATTEMPTS: | 1, 2x, MR: at <i>Florida</i> (9/27/08) |
| RUSHING YARDS: | 15, at <i>Florida</i> (9/27/08) |
| LONGEST RUSH: | 15, at <i>Florida</i> (9/27/08) |
| RECEPTIONS: | 3, 3x, MR: at <i>Arkansas</i> (10/25/08) |
| RECEIVING YARDS: | 55, at <i>Alabama</i> (10/18/08) |
| RECEIVING TOUCHDOWNS: | 1, vs. <i>UAB</i> (10/17/09) |
| LONG RECEPTION: | 39, at <i>LSU</i> (11/22/08) |

61 | ZACK.BRENT



6-0 • 269 • So.-SQ • OL
Oxford, Miss.
(Lafayette)


Has seen action in three games (*Memphis*, *Southeastern La.* and *UAB*) this season.

17 | DANNY.BLANKS

5-11 • 180 • Fr.-HS • WR
Baton Rouge, La.
(McKinley)

2009: Joined the team in the preseason ...Has not seen action this season.

20 | JOHNNY BROWN



6-0 • 212 • Jr.-2L • S
Charleston, Miss.
(High)

Has started every game this season ... *at Memphis (9/6)*: Recorded a career-high 15 tackles, one TFL and one interception ... *vs. Southeastern La. (9/19)*: Posted five tackles (four solo) ... *at South Carolina (9/24)*: Collected six tackles (four solo) and a pass defended ... *at Vanderbilt (10/3)*: Credited with three tackles (two) ... *vs. Alabama (10/10)*: Totaled team-high 10 tackles (seven solo) ... *vs. UAB (10/17)*: Posted two tackles and 0.5 a TFL ... *vs. Arkansas (10/24)*: Totaled five tackles (three solo) and 1.5 TFLs.

BROWN'S CAREER STATISTICS

| —DEFENSE— | | | | | | | |
|--------------|--------------|-----------|-----------|------------|---------------|------------|--|
| Year | G-S | UT | AT | TT | TFL-YDS | Sacks-Yds | |
| 2007 | 12-7 | 36 | 24 | 60 | 2.0-3 | 0-0 | |
| 2008 | 13-0 | 19 | 9 | 28 | 0.0-0 | 0-0 | |
| 2009 | 7-7 | 29 | 17 | 46 | 3.0-8 | 0-0 | |
| Total | 33-14 | 84 | 50 | 134 | 5.0-11 | 0-0 | |

| Year | CF | FR | PD | PRES | INT | BLK | |
|--------------|----------|----------|----------|----------|----------|----------|--|
| 2007 | 1 | 1 | 4 | 3 | 1 | 0 | |
| 2008 | 0 | 1 | 0 | 0 | 0 | 0 | |
| 2009 | 0 | 0 | 5 | 0 | 1 | 0 | |
| Total | 1 | 2 | 9 | 3 | 2 | 0 | |

BROWN'S CAREER HIGHS

TACKLES: 15, at Memphis(9/6/09)
SOLO TACKLES: 9, at Memphis(9/6/09)
TFLs: 1.5, vs. Arkansas (10/27/09)
INTERCEPTIONS: 1, 2x, MR at Memphis(9/6/09)
PASSES DEFENDED: 2, at Vanderbilt (10/3/09)

55 | MICHAEL BROWN



6-5 • 305 • Fr.-HS • OL
Lexington, Texas
(Lexington)

Has not seen action this season.

40 | SCOTT BUBIS

5-11 • 225 • Fr.-HS • FB
Brentwood, Tenn.
(Montgomery Bell Academy)

2009: Joined the team in the preseason ...Has not seen action this season.

48 | JUSTIN BIGHAM

6-0 1/2 • 231 • Fr.-HS • TE
Southaven, Miss.
(DeWitt)

2009: Joined the team in the preseason ...Has not seen action this season.

48 | LAMAR BRUMFIELD



6-0 • 234 • Sr.-2L • LB
Lynwood, Calif.
(Carson; Compton CC)

Has seen action in every game with one start ... *at Memphis (9/6)*: Recorded two tackles, one solo and one assisted ... *vs. Southeastern La. (9/19)*: Started and posted two solo stops ... *at South Carolina (9/24)*: Collected two tackles (one solo) and 1.0 TFL ... *at Vanderbilt (10/3)*: Posted one stop ... *vs. Alabama (10/10)*: Recorded four tackles (two solo) ... *vs. UAB (10/17)*: Posted five tackles (three solo) ... *vs. Arkansas (10/24)*: Collected two tackles (one solo).

BRUMFIELD'S CAREER STATISTICS

| —DEFENSE— | | | | | | | |
|--------------|-------------|-----------|-----------|-----------|--------------|------------|--|
| Year | G-S | UT | AT | TT | TFL-YDS | Sacks-Yds | |
| 2007 | 9-1 | 4 | 3 | 7 | 0.0-0 | 0-0 | |
| 2008 | 13-2 | 14 | 7 | 21 | 2.0-3 | 0-0 | |
| 2009 | 7-1 | 10 | 8 | 18 | 1.0-1 | 0-0 | |
| Total | 29-4 | 28 | 18 | 46 | 3.0-4 | 0-0 | |

| Year | CF | FR | PD | PRES | INT | BLK | |
|--------------|----------|----------|----------|----------|----------|----------|--|
| 2007 | 0 | 0 | 0 | 0 | 0 | 0 | |
| 2008 | 0 | 0 | 1 | 1 | 1 | 0 | |
| 2009 | 0 | 0 | 0 | 0 | 0 | 0 | |
| Total | 0 | 0 | 1 | 1 | 1 | 0 | |

BRUMFIELD'S CAREER HIGHS

TACKLES: 9, vs. Memphis (8/30/08)
SOLO TACKLES: 5, vs. Memphis (8/30/08)
INTERCEPTIONS: 1, vs. South Carolina (10/4/08)
TFLs: 1.0, 3x, MR: at South Carolina (9/24/09)

97 | TYLER CAMPBELL



6-2 • 210 • Fr.-HS • P
Little Rock, Ark..
(Catholic)

at South Carolina (9/24): Saw first career action and punted five times for an average of 43.4 yards and a long of 47 ... Also downed two punts inside the 20-yard line ... *at Vanderbilt (10/3)*: Punted three times for 46.7-yard average and a career long of 57 yards ... *vs. Alabama (10/10)*: Tied a career high with five punts for a 45.6 yard average and a career long of 71 yards ... *vs. UAB (10/17)*: Punted three times for an average of 46.0 yards and a long of 53 yards ... *vs. Arkansas (10/24)*: Punted twice for 68 yards.

CAMPBELL'S CAREER STATISTICS

| —PUNTING— | | | | | | |
|--------------|----------|-----------|------------|-----------|-------------|----------|
| Year | G | No. | Yds | LP | Avg | Blk |
| 2009 | 5 | 18 | 791 | 71 | 43.9 | 1 |
| Total | 5 | 18 | 791 | 71 | 43.9 | 1 |

| —SPECIAL TEAMS TACKLES— | | | | |
|-------------------------|----------|----------|----------|----------|
| Year | G | UT | AT | TT |
| 2009 | 5 | 0 | 1 | 1 |
| Total | 5 | 0 | 1 | 1 |

CAMPBELL'S CAREER HIGHS

PUNTS: 5, 2x, MR: vs. Alabama (9/10/09)
PUNTING YARDS: 228, vs. Alabama (9/10/09)
LONGEST PUNT: 71, vs. Alabama (9/10/09)
CAREER PUNTS INSIDE 20: 7
TACKLES: 1, at Vanderbilt (10/3/09)

25 | RYAN CAMPBELL



6-0 • 175 • Fr.-HS • DB
Columbus, Ga.
(Carver)

Has not seen action this season.

54 | LOGAN CLAIR



6-5 • 305 • Jr.-JC • WR
Mustang, Okla.
(Mustang; Northeastern Okla.)

Has not seen action this season

81 | WILLIAM COLE



6-0 • 190 • Sr.-Sq • WR
Oxford, Miss.
(Oxford)

Has not seen action this season

94 | CHRIS CONLEY

5-8 1/2 • 186 • Fr.-HS • P
Bradenton, Fla.
(Manatee)

2009: Joined the team in the preseason ...Has not seen action this season.

84 | RICHIE CONTARTESI



5-8 • 163 • Jr.-SQ • WR
Lake Worth, Fla.
(Palm Beach Central; Jacksonville)

Has seen action in four games this season ... *at Vanderbilt (10/3)*: Served as holder on special teams ... *vs. Alabama (10/10)*: Served as holder on special teams ... *vs. UAB (10/17)*: Served as holder on special teams.

51 | JONATHAN.CORNELL



6-1 • 235 • Jr.-2L • LB
Azusa, Calif.
(Bishop Amat)


Has started every game this season ... *at Memphis (9/6)*: Recorded two stops, both assisted ... *vs. Southeastern La. (9/19)*: Collected four total tackles (two solo) ... *at South Carolina (9/24)*: Posted six tackles (three solo) ... *at Vanderbilt (10/3)*: Tied a career high with eight tackles (three solo) ... Also broke up one pass ... *vs. Alabama (10/10)*: Posted seven tackles (five solo) and 0.5 a QB sack ... *vs. UAB (10/17)*: Recorded four tackles (one solo) ... *vs. Arkansas (10/24)*: Posted three solo tackles and tied a career-high with 2.0 TFLs.

| CORNELL'S CAREER STATISTICS | | | | | | | |
|-----------------------------|--------------|-----------|-----------|-----------|---------------|---------------|--|
| —DEFENSE— | | | | | | | |
| Year | G-S | UT | AT | TT | TFL-YDS | Sacks-Yds | |
| 2006 | 7-1 | 5 | 1 | 6 | 0.0-0 | 0-0 | |
| 2007 | 2-2 | 5 | 4 | 9 | 0.0-0 | 0-0 | |
| 2008 | 13-11 | 26 | 19 | 45 | 5.5-24 | 3.0-19 | |
| 2009 | 7-7 | 17 | 17 | 34 | 2.5-9 | 0.5-6 | |
| Total | 29-21 | 53 | 41 | 94 | 8.0-33 | 3.5-25 | |

| Year | CF | FR | PD | PRES | INT | BLK |
|--------------|----------|----------|----------|----------|----------|----------|
| 2006 | 0 | 0 | 0 | 0 | 0 | 0 |
| 2007 | 0 | 0 | 1 | 0 | 0 | 0 |
| 2008 | 0 | 0 | 0 | 0 | 0 | 0 |
| 2009 | 0 | 0 | 1 | 0 | 0 | 0 |
| Total | 0 | 0 | 2 | 0 | 0 | 0 |

| CORNELL'S CAREER HIGHS | |
|--|--|
| TACKLES: 8,2x, MR: at Vanderbilt (10/3/09) | |
| SOLO TACKLES: 5, vs. Alabama (9/10/09) | |
| TFLs: 2.0,2x, MR: vs. Arkansas (10/27/09) | |
| QB SACKS: 1.5, at Wake Forest (9/6/08) | |

13 | RAYMOND.COTTON



6-4 • 225 • Fr.-HS • QB
Fort Meade, Md.
(Fort Meade)

Has not seen action this season.

34 | FRANK.CRAWFORD



6-1 • 160 • Fr.-HS • DB
Miami, Fla.
(Gulliver Prep)

Has not seen action this season.

30 | DERRICK.DAVIS



6-0 • 242 • Jr.-2L • FB
Meridian, Miss.
(High)

Has seen action in every game with one start (South Carolina) ... *vs. Southeastern La. (9/19)*: Rushed three times for 30 yards including a long of 14 ... *at South Carolina (9/24)*: Earned first career start at RB ... Caught one pass for two yards ... *vs. UAB (10/17)*: Rushed four times for 11 yards.

| DAVIS' CAREER STATISTICS | | | | | | | |
|--------------------------|-------------|-----------|------------|----------|-----------|------------|--|
| —RUSHING— | | | | | | | |
| Year | G-S | Att | Yds | TD | Lg | Avg. | |
| 2008 | 13-0 | 21 | 98 | 0 | 14 | 4.7 | |
| 2009 | 6-1 | 7 | 41 | 0 | 14 | 5.9 | |
| Total | 24-1 | 28 | 139 | 0 | 14 | 5.0 | |

| —RECEIVING— | | | | | | | |
|--------------|-------------|----------|----------|----------|----------|------------|--|
| Year | G-S | Rec | Yds | TD | Lg | Avg. | |
| 2008 | 13-0 | 2 | 6 | 2 | 3 | 3.0 | |
| 2009 | 6-1 | 1 | 2 | 0 | 2 | 2.0 | |
| Total | 24-1 | 3 | 8 | 2 | 3 | 2.7 | |

| DAVIS' CAREER HIGHS | |
|---|--|
| RUSHING ATTEMPTS: 7, vs. Mississippi State (11/28/08) | |
| RUSHING YARDS: 44, vs. Louisiana-Monroe (11/15/08) | |
| LONGEST RUSH: 14, 2x, MR: vs. Southeastern La. (9/19/09) | |
| RECEPTIONS: 1, 3x, MR: at South Carolina (9/24/09) | |
| RECEIVING YARDS: 3, 2x, MR: vs. Louisiana-Monroe (11/15/08) | |
| RECEIVING TDs: 1, 2x, MR: vs. Louisiana-Monroe (11/15/08) | |
| LONG RECEPTION: 3, 2x, MR: vs. Louisiana-Monroe (11/15/08) | |

27 | ENRIQUE.DAVIS



6-0 • 220 • So.-1L • RB
Lynn Haven, Fla.
(Mosley; Hargrave)


Has seen action in four games this season ... *at Memphis (9/6)*: Ran the ball six times for 46 yards and one touchdown ... *vs. Southeastern La. (9/19)*: Rushed for 27 yards and one TD on nine carries ... *at Vanderbilt (10/3)*: Credited with two carries ... *vs. Alabama (10/10)*: Rushed twice for seven yards.

| DAVIS' CAREER STATISTICS | | | | | | | |
|--------------------------|-------------|-----------|------------|----------|-----------|------------|--|
| —RUSHING— | | | | | | | |
| Year | G-S | Att | Yds | TD | Lg | Avg. | |
| 2008 | 12-0 | 64 | 244 | 3 | 62 | 3.8 | |
| 2009 | 4-0 | 19 | 80 | 2 | 29 | 4.2 | |
| Total | 16-0 | 83 | 324 | 5 | 62 | 3.9 | |

| —RECEIVING— | | | | | | | |
|--------------|-------------|----------|-----------|----------|-----------|-------------|--|
| Year | G-S | Rec | Yds | TD | Lg | Avg. | |
| 2008 | 12-0 | 1 | 16 | 0 | 16 | 16.0 | |
| 2009 | 4-0 | 0 | 0 | 0 | 0 | 0.0 | |
| Total | 16-0 | 1 | 16 | 0 | 16 | 16.0 | |

| DAVIS' CAREER HIGHS | |
|---|--|
| RUSHING ATTEMPTS: 12, vs. Louisiana-Monroe (11/15/08) | |
| RUSHING YARDS: 70, at Alabama (10/18/08) | |
| LONGEST RUSH: 62, at Alabama (10/18/08) | |
| RUSHING TD: 1, 5x, MR: vs. Southeastern Louisiana (9/19/09) | |
| RECEPTIONS: 1, vs. Mississippi State (11/28/08) | |
| RECEIVING YARDS: 16, vs. Mississippi State (11/28/08) | |
| LONG RECEPTION: 16, vs. Mississippi State (11/28/08) | |

25 | CORDERA. **EASON**



6-0 • 224 • Sr.-3L • RB
Meridian, Miss.
(High)

at Memphis (9/6): Ran the ball 11 times for 25 yards ... vs. Southeastern La. (9/19): Rushed three times for 14 yards and one TD ... at South Carolina (9/24): Rushed for 29 yards on seven carries ... at Vanderbilt (10/3): Rushed for 19 yards on seven carries ... Also caught two passes for 20 yards including a career long of 23 yards ... vs. Alabama (10/10): Rushed one time for a loss of five yards ... vs. UAB (10/17): Rushed three times for 32 yards including a career-long 40 yard run ... vs. Arkansas (10/24): Caught one pass for 16 yards.

EASON'S CAREER STATISTICS

—RUSHING—

| Year | G-S | Att | Yds | TD | Lg | Avg. |
|--------------|--------------|------------|------------|----------|-----------|------------|
| 2006 | 10-0 | 7 | 15 | 0 | 5 | 2.1 |
| 2007 | 11-0 | 3 | 6 | 0 | 5 | 2.0 |
| 2008 | 13-12 | 140 | 647 | 3 | 28 | 4.6 |
| 2009 | 7-0 | 32 | 114 | 1 | 40 | 3.6 |
| Total | 41-12 | 182 | 782 | 4 | 40 | 4.3 |

—RECEIVING—

| Year | G-S | Rec | Yds | TD | Lg | Avg. |
|--------------|--------------|-----------|------------|----------|-----------|------------|
| 2008 | 13-12 | 10 | 82 | 2 | 18 | 8.2 |
| 2009 | 7-0 | 4 | 39 | 0 | 23 | 9.8 |
| Total | 41-12 | 14 | 121 | 2 | 23 | 8.1 |

—TACKLES—

| Year | G | UT | AT | TT |
|--------------|-----------|----------|----------|----------|
| 2006 | 10 | 1 | 0 | 1 |
| 2007 | 11 | 3 | 0 | 3 |
| 2008 | 13 | 1 | 0 | 1 |
| 2009 | 7 | 1 | 0 | 1 |
| Total | 41 | 6 | 0 | 6 |

EASON'S CAREER HIGHS

RUSHING ATTEMPTS: 19, at Arkansas (10/25/08)
RUSHING YARDS: 106, vs. Louisiana Monroe (11/15/08)
LONGEST RUSH: 40, vs. UAB (10/17/09)
RUSHING TDs: 1, 4x MR: vs. Southeastern La. (9/19/09)
RECEPTIONS: 4, at Wake Forest (9/6/08)
RECEIVING YARDS: 28, at Florida (9/27/08)
RECEIVING TDs: 1, 2x, MR: at Florida (9/27/08)
LONG RECEPTION: 23, at Vanderbilt (10/3/09)

56 | NICK. **ELEY**

6-1 • 245 • Fr.-HS • DT
Olive Branch, Miss.
(Desoto Central)

2009: Joined the team in the preseason ... Has not seen action this season.

33 | E.J. **EPPERSON**



6-2 • 250 • Fr.-RS • TE
Humboldt, Tenn.
(High)

Has seen action in every game this season ... at Memphis (9/6): Saw first career action against the Tigers.

58 | COREY. **GAINES**



6-1 • 305 • Fr.-HS • DT
Tallahassee, Fla.
(Godby)

Has not seen action this season.

72 | DAVERIN. **GERALDS**



6-2 • 305 • Sr.-2L • OL
Baton Rouge, La.
(Scotlandville)

Has started 20 straight games at center ... vs. Southeastern La. (9/19): Started and helped the Rebels rack up 500 yards of total offense ... vs. UAB (10/17): Named SEC Offensive Lineman of the Week as he helped the Rebels rack up 501 yards of offense ... vs. Arkansas (10/24): Helped the Rebel offense roll up a season-best 553 yards ... Named to the pre-season Rimington Award Watch List.


67 | CHRIS. **GILL**



6-5 • 282 • Fr.-HS • TE
Appleton, Wis.
(Xavier)

2009: Joined the team in the preseason ... Has not seen action this season.

10 | JESSE. **GRANDY**



5-10 • 155 • Fr.-HS • WR
Pine Bluff, Ark..
(Dollarway)

at Memphis (9/6): Had his first-career carry for two yards ... vs. Southeastern La. (9/19): Rushed for first career TD on 46 yard run ... Finished with two carries for 57 yards... at South Carolina (9/24): Rushed once for four yards ... at Vanderbilt (10/3): Caught one pass ... vs. Alabama (10/10): Returned five kickoffs for 115 yards and a long of 34 yards ... vs. UAB (10/17): Returned the opening kickoff 88 yards for a TD ... Finished with two returns for 114 yards ... Also caught one pass for 38 yards ... vs. Arkansas (10/24): Rushed once for 10 yards and returned four kickoffs for 102 yards.

GRANDY'S CAREER STATISTICS

—RUSHING—

| Year | G-S | Att | Yds | TD | Lg | Avg. |
|--------------|------------|----------|-----------|----------|-----------|-------------|
| 2009 | 7-0 | 7 | 72 | 1 | 46 | 10.3 |
| Total | 7-0 | 7 | 72 | 1 | 46 | 10.3 |

—RECEIVING—

| Year | G-S | Att | Yds | TD | Lg | Avg. |
|--------------|------------|----------|-----------|----------|-----------|-------------|
| 2009 | 7-0 | 2 | 37 | 0 | 38 | 18.5 |
| Total | 7-0 | 2 | 37 | 0 | 38 | 18.5 |


—KICKOFF RETURNS—

| Year | G | Ret | Yds | TD | Lg | Avg. |
|--------------|----------|-----------|------------|----------|-----------|-------------|
| 2009 | 7 | 11 | 331 | 1 | 88 | 30.1 |
| Total | 7 | 11 | 331 | 1 | 88 | 30.1 |

GRANDY'S CAREER HIGHS

RUSHING ATTEMPTS: 2, 2x, MR: vs. UAB (10/17/09)
RUSHING YARDS: 57, vs. Southeastern La. (9/19/09)
LONGEST RUSH: 46, vs. Southeastern La. (9/19/09)
RUSHING TDs: 1, vs. Southeastern La. (9/19/09)
RECEPTIONS: 1, 2x, MR: vs. UAB (10/17/09)
RECEIVING YARDS: 38, vs. UAB (10/17/09)
LONG RECEPTION: 38, vs. UAB (10/17/09)
KICKOFF RETURNS: 5, vs. Alabama (9/10/09)
KICKOFF YARDS: 115, vs. Alabama (9/10/09)
LONG KICKOFF RETURN: 88, vs. UAB (10/17/09)
KICKOFF RETURN TD'S: 1, vs. UAB (10/17/09)

86 | TERRELL. **GRANT**



6-2 • 209 • Fr.-HS • WR
Cleveland, Miss
(Cleveland)

Has not seen action this season.


63 | BRANDON. **GREEN**



6-2 • 305 • Sr.-1L • OL
Southaven, Miss.
(High; Northwest Mississippi CC)

Has seen action in four games with three starts ... at Memphis (9/6): Earned first career start at right guard against the Tigers ... vs. UAB (10/17): Started and helped the Rebels rack up 501 yards of offense ... vs. Arkansas (10/24): Started and helped the Rebel offense roll up a season-best 553 yards.

8 | MARSHAY GREEN



5-9 • 175 • Sr.-3L • CB
Bastrop, La.
(High)

Has started all but one game this season (UAB) ... at Memphis (9/6): Recorded two total tackles ... Also returned three punts for 36 yards and a long of 14 ... vs. Southeastern La. (9/19): Tied a career-high with five total tackles and four solo stops ... Also forced one fumble... at South Carolina (9/24): Recorded one solo stop and one pass defended ... Also returned one punt for 36 yards ... at Vanderbilt (10/3): Totaled two solo stops and returned two punts for nine yards ... vs. Alabama (10/10): Posted two solo stops ... Returned two punts for 23 yards and a long of 21 yards ... vs. UAB (10/17): Missed game due to injury ... vs. Arkansas (10/24): Returned one punt for five yards.

GREEN'S CAREER STATISTICS

—PUNT RETURNS—

| Year | G | Ret | Yds | TD | Lg | Avg. |
|--------------|-----------|-----------|------------|----------|-----------|------------|
| 2006 | 12 | 20 | 224 | 1 | 47 | 11.2 |
| 2007 | 11 | 12 | 48 | 1 | 44 | 4.0 |
| 2008 | 13 | 35 | 381 | 1 | 77 | 10.9 |
| 2009 | 6 | 11 | 104 | 0 | 36 | 9.5 |
| Total | 42 | 78 | 757 | 3 | 77 | 9.7 |

—KICKOFF RETURNS—

| Year | G | Ret | Yds | TD | Lg | Avg. |
|--------------|-----------|-----------|------------|----------|-----------|-------------|
| 2006 | 12 | 14 | 353 | 0 | 62 | 25.2 |
| 2007 | 12 | 27 | 631 | 0 | 42 | 23.4 |
| Total | 42 | 41 | 984 | 0 | 62 | 24.0 |

—DEFENSE—

| Year | G-S | UT | AT | TT | TFL-YDS | Sacks-Yds |
|--------------|--------------|-----------|-----------|-----------|---------------|--------------|
| 2008 | 13-12 | 18 | 14 | 32 | 2.0-12 | 0.5-5 |
| 2009 | 6-6 | 10 | 2 | 12 | 0.0-0 | 0-0 |
| Total | 42-24 | 29 | 16 | 45 | 2.0-12 | 0.5-5 |

| Year | CF | FR | PD | PRES | INT | BLK |
|--------------|----------|----------|-----------|----------|----------|----------|
| 2008 | 0 | 0 | 8 | 1 | 2 | 0 |
| 2009 | 1 | 0 | 2 | 0 | 0 | 0 |
| Total | 1 | 0 | 10 | 1 | 2 | 0 |

GREEN'S CAREER HIGHS

RECEPTIONS: 5, 3x, MR: vs. Florida (9/22/07)
RECEIVING YARDS: 59, at Memphis (9/1/07)
LONG RECEPTION: 47, at Kentucky (9/16/06)
RECEIVING TDs: 1, 2x, MR: at Kentucky (9/16/06)
RUSHING ATTEMPTS: 2, 2x, MR: vs. Florida (9/22/07)
RUSHING YARDS: 23, vs. Vanderbilt (10/7/06)
LONGEST RUSH: 18, vs. Vanderbilt (10/7/06)
PUNT RETURNS: 9, vs. Mississippi State (11/28/08)
PUNT RETURN YARDS: 105, vs. Mississippi State (11/25/06)
PUNT RETURN TDs: 1, 3x, MR: vs. Samford (9/13/08)
LONG RETURN: 77, vs. Samford (9/13/08)
KICKOFF RETURNS: 6, 2x, MR: vs. Florida (9/22/07)
KICKOFF RETURN YARDS: 159, vs. Florida (9/22/07)
LONG RETURN: 62, at LSU (11/18/06)
ALL-PURPOSE YARDS: 208, vs. Missouri (9/8/07)
TACKLES: 5, at Arkansas (10/25/08)
SOLO TACKLES: 4, 2x, MR: vs. Southeastern La. (9/19/09)
INTERCEPTIONS: 1, 2X, MR: vs. Texas Tech (1/2/09)

28 | GAREN GREEN-SCOTT

5-10 • 200 • Fr.-HS • S
Baltimore, Md.
(Mergenhaler; Hargrave)

2009: Joined the team in the preseason ... Has not seen action this season.

45 | H.R. GREER



5-11 • 225 • Fr.-RS • FB
Olive Branch, Miss.
(Southern Baptist)

Has seen action in two games this season ... vs. Southeastern La. (9/19): Saw first career action as a Rebel ... Rushed once for one yard ... vs. UAB (10/17): Rushed once for three yards.

GREER'S CAREER STATISTICS

RUSHING—

| Year | G-S | Att | Yds | TD | Lg | Avg. |
|--------------|------------|----------|----------|----------|----------|------------|
| 2009 | 2-0 | 2 | 4 | 0 | 3 | 2.0 |
| Total | 2-0 | 2 | 4 | 0 | 3 | 2.0 |

GREER'S CAREER HIGHS

RUSHING ATTEMPTS: 1, 2x, MR: vs. UAB (10/17/09)
RUSHING YARDS: 3, vs. UAB (10/17/09)
RUSHING LONG: 3, vs. UAB (10/17/09)

46 | DAVID HANKINS



6-3 • 222 • So.-Sq • K
Shreveport, La.
(C.E. Byrd)

Has seen action in two games this season ... vs. Southeastern La. (9/19): Saw first action of the season ... Recorded two kickoffs.

86 | GREG HARDY



6-5 • 275 • Sr.-3L • DE
Millington, Tenn.
(Briarcrest Christian)

Has seen action all but one game (South Carolina) ... at Memphis (9/6): Made one solo stop, a TFL, and recovered a fumble ... vs. Southeastern La. (9/19): Did not see action... at South Carolina (9/24):

Posted two solo stops, 1.0 TFL and 1.0 QB sack ... at Vanderbilt (10/3): Totaled two solo stops, 1.0 TFL and 1.0 QB sack ... vs. Alabama (10/10): Recorded two solo stops, 1.0 TFL and 1.0 QB sack ... vs. UAB (10/17): Posted four tackles and 0.5 a TFL ... vs. Arkansas (10/24): Registered one tackle.

HARDY'S CAREER STATISTICS

—DEFENSE—

| Year | G-S | UT | AT | TT | TFL-YDS | Sacks-Yds |
|--------------|--------------|-----------|-----------|------------|-----------------|-----------------|
| 2006 | 12-9 | 28 | 21 | 49 | 5.0-13 | 3.0-9 |
| 2007 | 10-4 | 40 | 23 | 63 | 18.0-95 | 10.0-72 |
| 2008 | 9-0 | 11 | 7 | 18 | 9.5-76 | 8.5-73 |
| 2009 | 6-0 | 9 | 3 | 12 | 4.5-22 | 3.0-16 |
| Total | 37-13 | 88 | 54 | 142 | 37.0-206 | 24.5-170 |

| Year | CF | FR | PD | PRES | INT | BLK |
|--------------|----------|----------|-----------|----------|----------|----------|
| 2006 | 4 | 2 | 3 | 1 | 0 | 0 |
| 2007 | 3 | 1 | 3 | 4 | 0 | 0 |
| 2008 | 0 | 0 | 2 | 3 | 1 | 0 |
| 2009 | 0 | 1 | 2 | 0 | 0 | 0 |
| Total | 7 | 4 | 10 | 8 | 1 | 0 |


—RECEIVING—

| Year | G-S | Rec | Yds | TD | Lg | Avg. |
|--------------|--------------|----------|-----------|----------|-----------|-------------|
| 2006 | 12-9 | 1 | 23 | 1 | 23 | 23.0 |
| 2007 | 10-4 | 2 | 19 | 2 | 16 | 9.5 |
| 2008 | 9-0 | 0 | 0 | 0 | 0 | 0.0 |
| 2009 | 6-0 | 0 | 0 | 0 | 0 | 0 |
| Total | 37-13 | 3 | 42 | 3 | 23 | 14.0 |

HARDY'S CAREER HIGHS

TACKLES: 13, vs. Alabama (10/13/07)
SOLO TACKLES: 9, vs. Alabama (10/13/07)
TFLs: 4.5, vs. Alabama (10/13/07)
QB SACKS: 3.0, 2x, MR: vs. Mississippi State (11/28/08)
FORCED FUMBLES: 2, vs. Alabama (10/13/07)
RECEPTIONS: 1, 3x, MR: vs. Missouri (9/8/07)
RECEIVING YARDS: 23, vs. Mississippi State (11/25/06)
RECEIVING TDs: 1, 3x, MR: vs. Missouri (9/8/07)
LONG RECEPTION: 23, vs. Mississippi State (11/25/06)

19 | ANDREW HARRIS



6-2 • 200 • So.-1L • WR
St. Petersburg, Fla.
(St. Petersburg Catholic; Hargrave)

Has seen action in every game this season ... *at Memphis (9/6)*: Saw first action of the season against the Tigers ... *vs. UAB (10/17)*: Posted career-high three catches for 50 yards and first career TD.

| ANDREW HARRIS' CAREER STATISTICS | | | | | | |
|----------------------------------|-------------|----------|-----------|----------|-----------|-------------|
| —RECEIVING— | | | | | | |
| Year | G-S | Rec | Yds | TD | Lg | Avg. |
| 2008 | 13-0 | 3 | 40 | 0 | 25 | 13.3 |
| 2009 | 7-0 | 3 | 50 | 1 | 22 | 16.7 |
| Total | 20-0 | 6 | 90 | 1 | 25 | 15.0 |

| ANDREW HARRIS' CAREER HIGHS |
|--|
| RECEPTIONS: 3, <i>vs. UAB (10/17/09)</i> |
| RECEIVING YARDS: 50, <i>vs. UAB (10/17/09)</i> |
| LONG RECEPTION: 25, <i>vs. Louisiana-Monroe (11/15/08)</i> |
| RECEIVING TOUCHDOWNS: 1, <i>vs. UAB (10/17/09)</i> |

80 | GERALD HARRIS




6-6 • 265 • Sr.-1L • TE
Terrell, Texas
(High; Navarro College)

Has seen action in four games this season with three starts ... *vs. UAB (10/17)*: Started and caught one pass for one yard.

| GERALD HARRIS' CAREER STATISTICS | | | | | | |
|----------------------------------|--------------|----------|-----------|----------|-----------|-------------|
| —RECEIVING— | | | | | | |
| Year | G-S | Rec | Yds | TD | Lg | Avg. |
| 2008 | 13-6 | 7 | 84 | 4 | 22 | 12.0 |
| 2009 | 5-3 | 1 | 1 | 0 | 1 | 1.0 |
| Total | 18-10 | 8 | 85 | 4 | 22 | 10.6 |

| GERALD HARRIS' CAREER HIGHS |
|--|
| RECEPTIONS: 2, <i>vs. Texas Tech (1/2/09)</i> |
| RECEIVING YARDS: 29, <i>vs. Texas Tech (1/2/09)</i> |
| LONG RECEPTION: 22, <i>vs. Louisiana-Monroe (11/15/08)</i> |
| RECEIVING TDs: 2, <i>vs. Texas Tech (1/2/09)</i> |

76 | A.J. HAWKINS



6-4 • 305 • Fr.-HS • DB
Lithonia, Ga.
(Martin Luther King)

Has seen action in every game this season.

5 | MELVIN HARRIS



6-7 • 200 • Fr.-RS • WR
Buford, Ga.
(High)

Has seen action in three games this season (*Memphis and Southeastern La.*) ... *at Memphis (9/6)*: Saw first career action against the Tigers ... *vs. UAB (10/17)*: Caught first career pass for five yards.

| MELVIN HARRIS' CAREER STATISTICS | | | | | | |
|----------------------------------|------------|----------|----------|----------|----------|------------|
| —RECEIVING— | | | | | | |
| Year | G-S | Rec | Yds | TD | Lg | Avg. |
| 2009 | 3-0 | 1 | 5 | 0 | 5 | 5.0 |
| Total | 3-0 | 1 | 5 | 0 | 5 | 5.0 |

43 | ANDY HARTMANN



5-10 • 243 • Sr.-3L • FB
Cooper City, Fla.
(American Heritage)

Has seen action in five games and started the first two games of the season ... *at Memphis (9/6)*: Started at fullback after serving as Jason Cook's back-up for three years ... *vs. Southeastern La. (9/19)*: Scored first career TD on a five-yard catch ... *vs. UAB (10/17)*: Caught career-high two passes for 12 yards including a two-yard TD.

| HARTMANN'S CAREER STATISTICS | | | | | | |
|------------------------------|-------------|----------|-----------|----------|-----------|-------------|
| —KICKOFF RETURNS— | | | | | | |
| Year | G | Ret | Yds | TD | Lg | Avg. |
| 2006 | 9 | 1 | 19 | 0 | 19 | 19.0 |
| 2007 | 12 | 1 | 3 | 0 | 3 | 3.0 |
| 2008 | 13 | 1 | 8 | 0 | 8 | 8.0 |
| Total | 39 | 3 | 30 | 0 | 19 | 10.0 |
| —RECEIVING— | | | | | | |
| Year | G-S | Rec | Yds | TD | Lg | Avg. |
| 2008 | 13-2 | 2 | 11 | 0 | 8 | 5.5 |
| 2009 | 5-2 | 3 | 17 | 2 | 10 | 5.7 |
| Total | 39-4 | 3 | 16 | 2 | 10 | 5.6 |
| —RUSHING— | | | | | | |
| Year | G-S | Att | Yds | TD | Lg | Avg. |
| 2008 | 13-2 | 1 | 10 | 0 | 10 | 10.0 |
| 2009 | 5-2 | 0 | 0 | 0 | 0 | 0.0 |
| Total | 39-4 | 1 | 10 | 0 | 10 | 10.0 |

| HARTMANN'S CAREER HIGHS |
|---|
| RECEPTIONS: 2, <i>vs. UAB (10/17/09)</i> |
| RECEIVING YARDS: 12, <i>vs. UAB (10/17/09)</i> |
| RECEIVING TOUCHDOWNS: 1, <i>2x, MR: vs. UAB (10/17/09)</i> |
| LONG RECEPTION: 10, <i>vs. UAB (10/17/09)</i> |
| KICKOFF RETURNS: 1, <i>2x, MR: vs. Mississippi State (11/25/06)</i> |
| LONG RETURN: 19, <i>vs. Mississippi State (11/25/06)</i> |
| RUSHING ATTEMPTS: 1, <i>vs. Texas Tech (1/2/09)</i> |
| RUSHING YARDS: 10, <i>vs. Texas Tech (1/2/09)</i> |

37 | LEKENWIC HAYNES



6-3 • 220 • Fr.-RS • DB
Rosenburg, Texas
(B.F. Terry)

Has seen action in two games this season ... *vs. Southeastern La. (9/19)*: Saw first career action.

23 | GEORGE HELOW



5-8 • 185 • Jr.-1L • CB
Jacksonville, Fla.
(Bishop Kenny; Hargrave)

Has seen action in every game this season ... *at Vanderbilt (10/3)*: Posted career-high two solo tackles on special teams ... *vs. Alabama (10/10)*: Collected one tackle on special teams.

| HELOW'S CAREER STATISTICS | | | | |
|---------------------------|-----------|----------|----------|-----------|
| —SPECIAL TEAMS TACKLES— | | | | |
| Year | G | UT | AT | TT |
| 2008 | 13 | 2 | 6 | 8 |
| 2009 | 7 | 2 | 1 | 3 |
| Total | 21 | 4 | 7 | 11 |

| HELOW'S CAREER HIGHS |
|---|
| TACKLES: 2, <i>at Vanderbilt (10/3/09)</i> |
| SOLO TACKLES: 2, <i>at Vanderbilt (10/3/09)</i> |

39 | DERRICK HERMAN



5-10 • 185 • So.-1L • DB
Cleveland, Miss.
(High)

Has seen action in every game this season ... *vs. Southeastern La. (9/19)*: Returned one kickoff for 23 yards ... *vs. UAB (10/17)*: Posted one solo stop.

| HERMAN'S CAREER STATISTICS | | | | | | |
|----------------------------|-------------|----------|-----------|----------|------------|-------------|
| —DEFENSE— | | | | | | |
| Year | G-S | UT | AT | TT | TFL-YDS | Sacks-Yds |
| 2008 | 13-0 | 2 | 1 | 3 | 0.0 | 0.0 |
| 2009 | 6-0 | 1 | 0 | 1 | 0.0 | 0.0 |
| Total | 19-0 | 3 | 1 | 4 | 0.0 | 0.0 |
| —LINEBACKER— | | | | | | |
| Year | CF | FR | PD | PRES | INT | BLK |
| 2008 | 1 | 0 | 0 | 0 | 0 | 0 |
| Total | 1 | 0 | 0 | 0 | 0 | 0 |
| —KICKOFF RETURNS— | | | | | | |
| Year | G | Ret | Yds | TD | Lg | Avg. |
| 2009 | 6 | 1 | 23 | 0 | 23 | 23.0 |
| Total | 19 | 1 | 23 | 0 | 23 | 23.0 |

| HERMAN'S CAREER HIGHS |
|---|
| TACKLES: 1, <i>4x, MR: vs. UAB (10/17/09)</i> |
| SOLO TACKLES: 1, <i>3x, MR: vs. UAB (10/17/09)</i> |
| KICKOFF RETURNS: 1, <i>vs. Southeastern Louisiana (9/19/09)</i> |
| RETURN YARDS: 23, <i>vs. Southeastern Louisiana (9/19/09)</i> |

64 | JACOB HICKMAN

5-11 • 200 • Fr.-HS • LS
Carriere, Miss.
(Picayune)

2009: Joined the team in the preseason ... Has not seen action this season.

32 | REGGIE HICKS



6-2 • 240 • Jr.-2L • TE
Madison, Miss.
(Madison Central)

Has seen action in every game this season ... *at South Carolina (9/24)*: Returned one kickoff for 14 yards.

HICKS' CAREER STATISTICS

—KICKOFF RETURNS—

| Year | G | Ret | Yds | TD | Lg | Avg. |
|--------------|-----------|----------|-----------|----------|-----------|-------------|
| 2007 | 6 | 1 | 10 | 0 | 10 | 10.0 |
| 2008 | 13 | 0 | 0 | 0 | 0 | 0.0 |
| 2009 | 7 | 1 | 14 | 0 | 14 | 14.0 |
| Total | 26 | 2 | 24 | 0 | 10 | 12.0 |

—SPECIAL TEAMS TACKLES—

| Year | G | UT | AT | TT |
|--------------|-----------|----------|----------|----------|
| 2007 | 6 | 1 | 2 | 3 |
| 2008 | 13 | 1 | 1 | 2 |
| 2009 | 7 | 0 | 0 | 0 |
| Total | 26 | 2 | 3 | 5 |

HICKS' CAREER HIGHS

TACKLES: 2, vs. Missouri (9/8/07)
SOLO TACKLES: 1, 2x, MR: at Florida (9/27/08)

3 | SHAY HODGE



6-2 • 207 • Sr.-3L • WR
Morton, Miss.
(High)

Has started every game this season ... *at Memphis (9/6)*: Started and caught three passes for 77 yards including a long of 33 yards ... *vs. Southeastern La. (9/19)*: Posted a team-high five catches for 59 yards and one TD ... *at South Carolina (9/24)*: Caught one pass for 11 yards ... *at Vanderbilt (10/3)*: Posted career-high eight catches for 122 yards and tied a career high with two TDs ... *vs. Alabama (10/10)*: Posted two catches for 21 yards ... *vs. UAB (10/17)*: Caught team-high seven passes for 99 yards ... *vs. Arkansas (10/24)*: Caught five passes for 70 yards including a 25-yard TD catch ... Named to the Biletnikoff Award Watch List.

HODGE'S CAREER STATISTICS

—RECEIVING—

| Year | G-S | Rec | Yds | TD | Lg | Avg. |
|--------------|--------------|------------|-------------|-----------|-----------|-------------|
| 2006 | 12-2 | 16 | 193 | 0 | 21 | 12.1 |
| 2007 | 12-2 | 43 | 593 | 6 | 41 | 13.8 |
| 2008 | 13-12 | 44 | 725 | 8 | 86 | 16.5 |
| 2009 | 7-7 | 31 | 459 | 4 | 48 | 14.8 |
| Total | 44-23 | 134 | 1970 | 18 | 86 | 14.7 |

HODGE'S CAREER HIGHS

RECEPTIONS: 8, at Vanderbilt (10/3/09)
RECEIVING YARDS: 133, at Florida (9/27/08)
LONG RECEPTION: 86, at Florida (9/27/08)
RECEIVING TD'S: 2, 2x, MR: at Vanderbilt (10/3/09)
CONSECUTIVE GAMES WITH A TD REC.: 5, 11/4/07-9/6/08

36 | DAN HOFFMAN



6-1 • 230 • So.-Sq • FB
Miami, Fla.
(LaSalle)

Has seen action in five games this season.

83 | JORDAN HOLDER

5-10 1/2 • 150 • Fr.-HS • WR
Bay Springs, Miss.
(Sylva Bay Academy)

2009: Joined the team in the preseason ... Has not seen action this season.

22 | KYLE HORINE



5-10 • 185 • Fr.-RS • CB
Kingwood, Texas
(Kingwood)

Has not seen action this season.

35 | FON INGRAM



6-0 • 200 • Jr.-2L • CB
Atlanta, Ga.
(McNair)

at Memphis (9/6): Recorded a career-high seven tackles and returned an interception for first career touchdown ... *vs. Southeastern La. (9/19)*: Posted five tackles (four solo) ... *at South Carolina (9/24)*: Collected two tackles (one) solo ... *at Vanderbilt (10/3)*: Posted three solo stops, 1.0 TFL and one pass defended ... *vs. Alabama (10/10)*: Collected two tackles ... *vs. UAB (10/17)*: Posted career-high eight stops (four solo) ... *vs. Arkansas (10/24)*: Totaled two tackles.

INGRAM'S CAREER STATISTICS

—DEFENSE—

| Year | G-S | UT | AT | TT | TFL-YDS | Sacks-Yds |
|--------------|-------------|-----------|-----------|-----------|--------------|--------------|
| 2007 | 7-0 | 4 | 1 | 5 | 0.0-0 | 0-0 |
| 2008 | 12-0 | 13 | 3 | 16 | 1.0-5 | 1.0-5 |
| 2009 | 7-0 | 15 | 13 | 28 | 1.0-4 | 0.0-0 |
| Total | 28-0 | 32 | 17 | 49 | 2.0-9 | 1.0-5 |

| Year | CF | FR | PD | PRES | INT | BLK |
|--------------|----------|----------|----------|----------|----------|----------|
| 2007 | 0 | 0 | 0 | 0 | 0 | 0 |
| 2008 | 0 | 0 | 1 | 0 | 1 | 0 |
| 2009 | 0 | 0 | 3 | 0 | 1 | 0 |
| Total | 0 | 0 | 4 | 0 | 2 | 0 |

INGRAM'S CAREER HIGHS

TACKLES: 8, vs. UAB (10/17/09)
SOLO TACKLES: 4, 2x, MR: vs. UAB (10/17/09)
QB SACKS: 1.0, vs. South Carolina (10/4/08)
INTERCEPTIONS: 1, 2X, MR: at Memphis (9/6/09)

65 | MARK JEAN-LOUIS



6-2 • 330 • Sr.-1L • OL
Palm Beach, Fla.
(Palm Beach Gardens; Cerritos CC)

Has seen action in every game this season ... *at South Carolina (9/24)*: Saw first-ever action at FB.

77 | JOHN JERRY



6-6 • 335 • Sr.-3L • OL
Batesville, Miss.
(South Panola; Hargrave)

Has started 22 straight games for the Rebels ... *vs. Southeastern La. (9/19)*: Started and helped the Rebels rack up 500 yards of total offense ... *at Vanderbilt (10/3)*: Named SEC Offensive Lineman of the Week ... *vs. Arkansas (10/24)*: Helped the Rebel offense roll up a season-high 553 yards ... Named to the Outland Trophy Watch List.


75 | RISHAW **JOHNSON**



6-4 • 305 • So.-1L • OL
Hammond, La.
(High)

Has seen action five games this season with three starts ... vs. *Southeastern La. (9/19)*: Earned first career start and helped the Rebels rack up 500 yards of offense.

53 | JASON **JONES**



6-2 • 235 • Fr.-RS • DE
Albany, Ga.
(Westover)

at *Memphis (9/6)*: Saw first career action against the Tigers but suffered a season-ending ACL injury.


85 | LAYTON **JONES**



6-5 • 242 • Jr.-Sq • TE
Greenville, Miss.
(St. Joseph; Northeast Miss. CC)

Has seen action in one game this season (Southeastern La.) ... vs. *Southeastern La. (9/19)*: Saw first career action.


39 | DELE **JUNAID**



6-1 • 187 • Fr.-HS • DB
Sugar Land, Texas
(Hightower)

Has not seen action this season.

49 | JOEL **KIGHT**



5-8 • 220 • Fr.-HS • LB
Lithonia, Ga.
(King)

Has seen action in every game this season ... vs. *Southeastern La. (9/19)*: Posted one solo tackle ... at *Vanderbilt (10/3)*: Posted career-best two solo stops ... vs. *Alabama (10/10)*: Tied a career high with two solo stops ... vs. *UAB (10/17)*: Tallied career-high four tackles (two solo) ... vs. *Arkansas (10/24)*: Collected two tackles.

| KIGHT'S CAREER STATISTICS | | | | | | |
|---------------------------|-----|----|----|----|---------|-----------|
| —DEFENSE— | | | | | | |
| Year | G-S | UT | AT | TT | TFL-YDS | Sacks-Yds |
| 2009 | 7-0 | 7 | 4 | 11 | 0.0-0 | 0 |
| Total | 7-0 | 7 | 4 | 11 | 0.0-0 | 0 |

| KIGHT'S CAREER HIGHS | |
|----------------------|-------------------------------|
| TACKLES: | 4, vs. UAB (10/17/09) |
| SOLO TACKLES: | 2, 3x, MR: vs. UAB (10/17/09) |

45 | JOSH **LANCASTER**



5-8 • 197 • Fr.-RS • LB
Mobile, Ala.
(St. Pauls Episcopal)

Has seen action in one game this season (Southeastern La.) ... vs. *Southeastern La. (9/19)*: Saw first career action.


41 | COLBY **LANDERS**



6-0 • 243 • Sr.-Sq • FB
Bryant, Ark.
(High; Central Arkansas)

Has seen action in one game this season (Southeastern La.) ... vs. *Southeastern La. (9/19)*: Saw first career action.

99 | TED **LAURENT**



6-1 • 303 • Jr.-2L • DT
Powder Springs, Ga.
(McEachern)

Has seen action in every game with three starts ... vs. *Southeastern La. (9/19)*: Collected one solo tackle and 1.0 TFL ... at *South Carolina (9/24)*: Recorded two tackles (one solo), 1.5 TFLs and 0.5 a QB sack ... Also forced and recovered a fumble ... at *Vanderbilt (10/3)*: Totaled two tackles (one solo) ... vs. *Alabama (10/10)*: Started and posted two tackles ... vs. *UAB (10/17)*: Started and posted one tackle.

| LAURENT'S CAREER STATISTICS | | | | | | |
|-----------------------------|-------|----|----|----|---------|-----------|
| —DEFENSE— | | | | | | |
| Year | G-S | UT | AT | TT | TFL-YDS | Sacks-Yds |
| 2007 | 7-0 | 0 | 0 | 0 | 0-0 | 0-0 |
| 2008 | 13-7 | 12 | 12 | 24 | 7.0-15 | 1.0-8 |
| 2009 | 7-3 | 3 | 5 | 8 | 2.5-20 | 0.5-5 |
| Total | 27-10 | 15 | 17 | 32 | 9.5-35 | 1.5-13 |

| Year | CF | FR | PD | PRES | INT | BLK |
|-------|----|----|----|------|-----|-----|
| 2007 | 0 | 0 | 0 | 0 | 0 | 0 |
| 2008 | 0 | 1 | 0 | 1 | 0 | 0 |
| 2009 | 1 | 1 | 1 | 0 | 0 | 0 |
| Total | 1 | 2 | 1 | 1 | 0 | 0 |

| LAURENT'S CAREER HIGHS | |
|------------------------|--|
| TACKLES: | 6, vs. at Florida (9/27/08) |
| SOLO TACKLES: | 3, at Florida (9/27/08) |
| TFLs: | 2.0, vs. Samford (9/13/08) |
| QB SACKS: | 1.0, at Florida (9/27/08) |
| FOCRED FUMBLES: | 1, at South Carolina (9/24/09) |
| FUMBLE RECOVERIES: | 1, 2X, MR: at South Carolina (9/24/09) |

88 | J.D. **LAWHORN**



6-1 • 180 • Sr.-Sq • WR
Memphis, Tenn.
(Memphis University School)

Rejoined the team for 2009 spring drills ... Has not seen action this season.

1 | KENDRICK **LEWIS**



6-1 • 195 • Sr.-3L • S
New Orleans, La.
(O. Perry Walker)

Has started every game this season ... at *Memphis (9/6)*: Recorded nine total tackles, five solo ... vs. *Southeastern La. (9/19)*: Posted five tackles (four solo) and one forced fumble ... at *South Carolina (9/24)*: Led the team with eight tackles and tied a career-high with six solo stops ... Also broke up two passes ... at *Vanderbilt (10/3)*: Totaled two tackles (one solo) ... vs. *Alabama (10/10)*: Posted seven tackles (four solo) ... vs. *UAB (10/17)*: Totaled three stops (one solo) ... vs. *Arkansas (10/24)*: Posted six stops (three solo).

| LEWIS' CAREER STATISTICS | | | | | | |
|--------------------------|-------|-----|-----|----|----|------|
| —RECEIVING— | | | | | | |
| Year | G-S | Rec | Yds | TD | Lg | Avg. |
| 2006 | 6-0 | 5 | 31 | 0 | 14 | 6.2 |
| 2008 | 13-13 | 1 | 33 | 0 | 33 | 33.0 |
| Total | 37-27 | 6 | 64 | 0 | 33 | 10.7 |

| —DEFENSE— | | | | | | |
|-----------|-------|-----|----|-----|---------|-----------|
| Year | G-S | UT | AT | TT | TFL-YDS | Sacks-Yds |
| 2007 | 12-7 | 33 | 24 | 57 | 2.5-18 | 1.0-2 |
| 2008 | 13-13 | 50 | 35 | 85 | 2.5-17 | 1.0-11 |
| 2009 | 7-7 | 24 | 16 | 40 | 1.0-1 | 0.0-0 |
| Total | 37-27 | 107 | 75 | 182 | 6.0-36 | 2.0-13 |

| Year | CF | FR | PD | PRES | INT | BLK |
|-------|----|----|----|------|-----|-----|
| 2007 | 0 | 0 | 2 | 1 | 0 | 0 |
| 2008 | 1 | 1 | 10 | 0 | 4 | 0 |
| 2009 | 1 | 0 | 5 | 0 | 0 | 0 |
| Total | 2 | 1 | 17 | 1 | 4 | 0 |

| —PUNT RETURNS— | | | | | | |
|----------------|----|-----|-----|----|----|------|
| Year | G | Ret | Yds | TD | Lg | Avg. |
| 2007 | 12 | 1* | 6 | 1 | 6 | 6.0 |
| Total | 37 | 1 | 6 | 1 | 6 | 6.0 |

* Recovery of a blocked punt

| LEWIS' CAREER HIGHS | |
|---------------------|---------------------------------------|
| TACKLES: | 9, 5x, MR: at Memphis (9/6/09) |
| SOLO TACKLES: | 6, 2x MR: at South Carolina (9/24/09) |
| FUMBLE RECOVERIES: | 1, at Memphis (9/1/07) |
| TFLs: | 1.0, 5x, MR: vs. Alabama (9/10/09) |
| QB SACKS: | 1.0, 2x, MR: at LSU (11/22/08) |
| INTERCEPTIONS: | 1, 3x, MR: vs. Auburn (11/1/08) |
| RECEPTIONS: | 2, vs. Wake Forest (9/23/06) |
| RECEIVING YARDS: | 22, vs. Wake Forest (9/23/06) |
| LONG RECEPTION: | 33, at LSU (11/22/08) |

33 | TYLER **KING**



5-11 1/2 • 244 • Fr.-HS • FB
Suwanee, Ga.
(Buford, Hargrave)

2009: Joined the team in the preseason ... Has not seen action this season.

43 | GRIFFIN.LITTLEFIELD

5-9 1/2 • 185 • Fr.-RS • S
Pike Road, Ala.
(Trinity Presbyterian)

Has not seen action this season.

40 | KENTRELL.LOCKETT



6-5 • 254 • Jr.-2L • DE
Hahnville, La.
(High)

Has started every game this season ... at Memphis (9/6): Recorded two assisted tackles, including 1.5 TFL and a QB sack ... vs. Southeastern La. (9/19): Collected one solo tackle and 1.0 TFL

... at South Carolina (9/24): Posted one solo stop, 1.0 TFL and 1.0 QB ... at Vanderbilt (10/3): Totaled two tackles (one solo), 1.0 TFL and 1.0 QB sack ... vs. Alabama (10/10): Posted five tackles, 0.5 a TFL and 0.5 a QB sack ... vs. UAB (10/17): Posted two tackles, 0.5 a TFL and 0.5 a QB sack ... vs. Arkansas (10/24): Totaled two solo stops.

LOCKETT'S CAREER STATISTICS

| —DEFENSE— | | | | | | | |
|--------------|--------------|-----------|-----------|-----------|----------------|-----------|---------------|
| Year | G-S | UT | AT | TT | TFL-YDS | Sacks-Yds | |
| 2007 | 6-2 | 5 | 2 | 7 | 1.0-10 | | 1.0-10 |
| 2008 | 13-13 | 18 | 18 | 36 | 11.5-40 | | 2.0-20 |
| 2009 | 7-7 | 7 | 9 | 16 | 5.5-32 | | 4.0-30 |
| Total | 26-22 | 30 | 29 | 59 | 18.0-82 | | 7.0-60 |

| Year | CF | FR | PD | PRES | INT | BLK |
|--------------|----------|----------|----------|----------|----------|----------|
| 2007 | 0 | 0 | 0 | 1 | 0 | 0 |
| 2008 | 0 | 2 | 0 | 4 | 0 | 1 |
| 2009 | 0 | 0 | 0 | 0 | 0 | 0 |
| Total | 0 | 2 | 0 | 5 | 0 | 1 |

LOCKETT'S CAREER HIGHS

TACKLES: 7, vs. Auburn (11/1/08)
SOLO TACKLES: 4, 2x, MR: vs. Auburn (11/1/08)
TFLs: 2.5, vs. Auburn (11/1/08)
QB SACKS: 1.5, vs. Mississippi State (11/28/08)

85 | JA-MES.LOGAN



6-2 • 181 • Fr.-HS • WR
Houston, Texas
(Westfield)

Has not seen action this season

87 | JACARIOUS.LUCAS



6-3 • 195 • Sr.-1L • WR
Cleveland, Miss.
(East Side; Mississippi Delta CC)

Has seen action in four games this season.

15 | DEMAREO.MARR



6-1 • 190 • Jr.-RS • DB
Southaven, Miss.
(DeSoto Central; NW Miss. CC)

Has not seen action this season.

89 | Z.MASON



6-5 • 267 • Fr.-HS • TE
Nashville, Tenn.
(Christ Presbyterian Academy)

Has not seen action this season.

79 | BOBBY.MASSIE



6-6 • 317 • Fr.-HS • OL
Lynchburg, Va.
(Liberty Christian, Hargrave)

Has seen action in every game this season.

22 | DEXTER.McCLUSTER



5-9 • 170 • Sr.-3L • WR
Largo, Fla.
(High)

Has started every game this season ... at Memphis (9/6): Caught six passes for 65 yards and a touchdown and carried the ball nine times for 50 yards and a score ... vs. Southeastern La. (9/19):

Recorded three catches for 48 yards ... at South Carolina (9/24): Led the team with 85 yards rushing on career-high 15 attempts ... at Vanderbilt (10/3): Started at RB and totaled 13 yards on seven carries ... Also caught two passes for 42 yards ... vs. Alabama (10/10): Caught three passes for 22 yards and rushed for 15 yards ... vs. UAB (10/17): Caught two passes for 21 yards and rushed once for one yard ... vs. Arkansas (10/24): Totaled 260 all-purpose yards which was the second highest total of his career ... Posted career-highs in rushing attempts (22) and rushing yards (123) ... Also set a career-high in receiving yards with 137 on seven catches including a 64-yard TD reception.

McCLUSTER'S CAREER STATISTICS

| —RUSHING— | | | | | | |
|--------------|--------------|------------|-------------|----------|-----------|------------|
| Year | G-S | Att | Yds | TD | Lg | Avg. |
| 2006 | 6-5 | 8 | 68 | 1 | 31 | 8.5 |
| 2007 | 8-3 | 6 | 63 | 0 | 29 | 10.5 |
| 2008 | 13-8 | 109 | 655 | 6 | 40 | 6.0 |
| 2009 | 7-7 | 60 | 287 | 1 | 19 | 4.8 |
| Total | 34-23 | 183 | 1073 | 8 | 40 | 5.9 |

| —RECEIVING— | | | | | | |
|--------------|--------------|------------|-------------|----------|-----------|-------------|
| Year | G-S | Rec | Yds | TD | Lg | Avg. |
| 2006 | 6-5 | 15 | 232 | 1 | 49 | 15.5 |
| 2007 | 8-3 | 27 | 326 | 2 | 46 | 12.1 |
| 2008 | 13-8 | 44 | 625 | 1 | 56 | 14.2 |
| 2009 | 7-7 | 23 | 335 | 2 | 64 | 14.6 |
| Total | 34-23 | 109 | 1518 | 6 | 64 | 13.9 |

| —PASSING— | | | | | | | |
|--------------|--------------|------------|-------------|----------|----------|----------|----------|
| Year | G-S | Cmp-Att | Pct. | Yds | TD | INT | LP |
| 2008 | 13-8 | 0-5 | .000 | 0 | 0 | 2 | 0 |
| Total | 34-23 | 0-5 | .000 | 0 | 0 | 2 | 0 |

| —KICKOFF RETURNS— | | | | | | |
|-------------------|-----------|-----------|------------|----------|-----------|-------------|
| Year | G | Ret | Yds | TD | Lg | Avg. |
| 2006 | 6 | 13 | 274 | 0 | 39 | 21.1 |
| 2007 | 8 | 6 | 100 | 0 | 33 | 16.7 |
| Total | 34 | 19 | 374 | 0 | 39 | 19.7 |

| —PUNT RETURNS— | | | | | | |
|----------------|-----------|----------|-----------|----------|-----------|------------|
| Year | G | Ret | Yds | TD | Lg | Avg. |
| 2007 | 8 | 6 | 29 | 0 | 19 | 4.8 |
| 2009 | 7 | 2 | 28 | 0 | 19 | 14.0 |
| Total | 34 | 8 | 57 | 0 | 19 | 7.1 |


| —ALL PURPOSE YARDS— | | | | | | | |
|---------------------|-----------|-------------|-------------|-----------|------------|-------------|-------------|
| Year | G | Rush | Rec | PR | KR | Total | Avg./G |
| 2006 | 6 | 68 | 232 | 0 | 274 | 574 | 95.7 |
| 2007 | 8 | 63 | 326 | 29 | 100 | 518 | 64.8 |
| 2008 | 13 | 655 | 625 | 0 | 0 | 1280 | 98.5 |
| 2009 | 7 | 287 | 335 | 28 | 0 | 650 | 92.9 |
| Total | 34 | 1073 | 1518 | 57 | 374 | 3022 | 88.9 |

| —SPECIAL TEAMS TACKLES— | | | | |
|-------------------------|-----------|----------|----------|----------|
| Year | G | UT | AT | TT |
| 2006 | 6 | 2 | 0 | 2 |
| 2007 | 10 | 3 | 0 | 3 |
| 2008 | 13 | 1 | 0 | 1 |
| 2009 | 7 | 2 | 0 | 2 |
| Total | 34 | 8 | 0 | 8 |

McCLUSTER'S CAREER HIGHS

PASSING ATTEMPTS: 2, at Wake Forest (9/6/08)
RUSHING ATTEMPTS: 22, vs. Arkansas (10/27/09)
RUSHING YARDS: 123, vs. Arkansas (10/27/09)
LONG RUSH: 40, at Florida (9/27/08)
RECEPTIONS: 7, 3x, MR: vs. Arkansas (10/27/09)
RECEIVING YARDS: 137, vs. Arkansas (10/27/09)
RECEIVING TDS: 1, 6x, MR: vs. Arkansas (10/27/09)
LONG RECEPTION: 64, vs. Arkansas (10/27/09)
CONSECUTIVE GAMES WITH A TD REC.: 2, 8/30/08-9/6/08
RUSHING TD: 2, 3x, MR: at Florida (9/27/08)
KICKOFF RETURNS: 5, vs. Memphis (9/3/06)
KICKOFF RETURN YARDS: 122, vs. Memphis (9/3/06)
LONG KICKOFF RETURN: 39, vs. Memphis (9/3/06)
PUNT RETURNS: 4, Northwestern State (11/3/07)
PUNT RETURN YARDS: 20, Northwestern State (11/3/07)
LONG PUNT RETURN: 19, 2x, MR: vs. UAB (10/17/09)

70 | EMMANUEL. **McCRAY**



6-4 • 295 • Fr.-HS • OL
Jackson, Miss.
(Forest Hill)

Has not seen action this season.

6 | JEREMY. **McGEE**



5-10 • 180 • Jr.-1L • CB
New Orleans, La.
(Edna Karr; UCLA)

Has seen action in every game with two starts ... *at Memphis (9/6)*: Recorded career-high five solo stops including 1.0 TFL ... *vs. Southeastern La. (9/19)*: Earned first career start and posted two solo stops ... *at Vanderbilt (10/3)*: Posted one solo stop ... *vs. Alabama (10/10)*: Collected four tackles (three solo) ... Also forced and recovered a fumble ... *vs. UAB (10/17)*: Started and recorded four solo stops.

McGEE'S CAREER STATISTICS

—DEFENSE—

| Year | G-S | UT | AT | TT | TFL-YDS | Sacks-Yds |
|--------------|-------------|-----------|----------|-----------|--------------|--------------|
| 2008 | 13-0 | 14 | 6 | 20 | 1.0-2 | 0-0 |
| 2009 | 7-2 | 14 | 1 | 15 | 1.0-5 | 1.0-5 |
| Total | 20-2 | 28 | 7 | 35 | 2.0-7 | 1.0-5 |

| Year | CF | FR | PD | PRES | INT | BLK |
|--------------|----------|----------|----------|----------|----------|----------|
| 2008 | 0 | 0 | 5 | 0 | 0 | 0 |
| 2009 | 0 | 0 | 4 | 0 | 1 | 0 |
| Total | 0 | 0 | 9 | 0 | 1 | 0 |

McGEE'S CAREER HIGHS

TACKLES: 5, 2x, MR: *at Memphis (9/6/09)*
SOLO TACKLES: 5, *at Memphis (9/6/09)*
TFLs: 1.0, 2x, MR: *at Memphis (9/6/09)*
QB SACKS: 1.0, *at Memphis (9/6/09)*
INTERCEPTIONS: 1, *vs. UAB (10/17/09)*

30 | JARED. **MITCHELL**



6-3 • 190 • Fr.-RS • S
Chesterfield, Mo.
(Parkway Central; Hargrave)

Has seen action in two games this season (Memphis and Southeastern La.).

14 | CLAYTON. **MOORE**



6-1 • 205 • Fr.-HS • QB
Louisville, Miss.
(Louisville)

Has not seen action this season.

82 | VINCENT. **MOSS**



5-11 • 185 • So.-Sq. • WR
Munford, Ala.
(High)

Has seen action in one game (UAB) this season.

28 | KORVIC. **NEAT**



5-8 • 160 • Fr.-HS • RB
Hallandale, Fla.
(Hallandale)

Has not seen action this season.


71 | REID. **NEELY**



6-6 • 320 • Sr.-3L • OL
Jackson, Miss.
(Jackson Academy)

Has started every game this season ... *vs. Southeastern La. (9/19)*: Started and helped the Rebels rack up 500 yards of total offense ... *vs. Arkansas (10/24)*: Helped the Rebel offense roll up a season-best 553 yards.


84 | JACK. **NUISMER**



6-3 • 220 • Fr.-HS • DE
Nashville, Tenn.
(Lawrenceville School)

2009: Joined the team in the preseason.

11 | PAT. **PATTERSON**



6-2 • 215 • Fr.-HS • WR
Macon, Miss.
(Noxubee County)

Has seen action in all but one game (UAB) this season ... *at Memphis (9/6)*: Saw first career action against the Tigers ... *vs. Southeastern La. (9/19)*:

Scored first career TD on 29-yard pass from Jevan Snead ... Finished with four catches for 79 yards ... *at South Carolina (9/24)*: Caught one pass for 11 yards ... *at Vanderbilt (10/3)*: Caught two passes for 14 yards ... *vs. Alabama (10/10)*: Earned first career start ... *vs. Arkansas (10/24)*: Caught two passes for 17 yards.

PATTERSON'S CAREER STATISTICS

—RECEIVING—

| Year | G-S | Rec | Yds | TD | Lg | Avg. |
|--------------|------------|----------|------------|----------|-----------|-------------|
| 2009 | 6-1 | 9 | 121 | 1 | 29 | 13.4 |
| Total | 6-1 | 9 | 121 | 1 | 29 | 13.4 |

PATTERSON'S CAREER HIGHS

RECEIVING YARDS: 79, *vs. Southeastern Louisiana (9/19/09)*
RECEPTIONS: 4, *vs. Southeastern Louisiana (9/19/09)*
RECEIVING TDs: 1, *vs. Southeastern Louisiana (9/19/09)*
LONG RECEPTION: 29, *vs. Southeastern Louisiana (9/19/09)*

19 | BRENT. **PHILLIPS**



6-1 • 202 • Jr.-HS • RB/S
Farmington, Ark.
(Fayetteville High)

2009: Joined after week one ... Has seen action in two games this season ... *vs. Southeastern La. (9/19)*: Saw first career action.

66 | CHAD. **PHILLIPS**



6-1 • 267 • Fr.-HS • LS
Madison, Miss.
(Madison Central)

2009: Joined the team in the preseason ... Has not seen action this season.

69 | WESLEY. **PHILLIPS**



6-0 • 215 • Jr.-Sq. • LS
Madison, Miss.
(Madison Central)

Has seen action in one game this season (Southeastern La.).

39 | BRYAN. **POWERS**



6-0 • 217 • Jr.-Sq. • P
Pacifica, Calif.
(Terra Nova: College of San Mateo)

Has not seen action this season.

57 | JERRELL POWE



6-2 • 330 • Jr.-1L • DT
Waynesboro, Miss.
(Wayne County; Hargrave)

Has seen action in every game with four starts ... at Memphis (9/6): Recorded career-high three total tackles, including career-best 2.0 TFLs ... vs. Southeastern La. (9/19): Earned first career start and finished with two solo stops and 1.0 TFL ... at South Carolina (9/24): Posted two solo tackles, 1.0 TFL and 1.0 QB sack ... at Vanderbilt (10/3): Collected career-best six tackles (three solo) ... vs. Alabama (10/10): Posted one solo stop ... vs. UAB (10/17): Posted two solo stops and 1.0 TFL ... vs. Arkansas (10/24): Tallied one stop.

POWE'S CAREER STATISTICS

| —DEFENSE— | | | | | | |
|--------------|-------------|-----------|----------|-----------|---------------|---------------|
| Year | G-S | UT | AT | TT | TFL-YDS | Sacks-Yds |
| 2008 | 12-0 | 6 | 2 | 8 | 3.5-13 | 1.5-9 |
| 2009 | 7-4 | 12 | 5 | 17 | 5.0-15 | 1.0-5 |
| Total | 19-4 | 18 | 7 | 25 | 8.5-28 | 2.5-14 |

| Year | CF | FR | PD | PRES | INT | BLK |
|--------------|----------|----------|----------|----------|----------|----------|
| 2008 | 0 | 0 | 1 | 0 | 1 | 0 |
| 2009 | 0 | 0 | 0 | 0 | 0 | 0 |
| Total | 0 | 0 | 1 | 0 | 1 | 0 |

POWE'S CAREER HIGHS

TACKLES: 6, at Vanderbilt (10/3/09)
SOLO TACKLES: 3, at Vanderbilt (10/3/09)
TFLs: 2.0, at Memphis (9/6/09)
QB SACKS: 1.0, 2x, MR: at South Carolina (9/24/09)
INTERCEPTIONS: 1, vs. Mississippi State (11/28/08)

68 | PRESTON POWERS



6-1 • 254 • Sr.-3L • LS
Collierville, Tenn.
(Briarcrest Christian)

Has handled long snapping duties in every game this season.

PRESTON POWERS' CAREER STATISTICS

| —SPECIAL TEAMS TACKLES— | | | | |
|-------------------------|-----------|----------|----------|----------|
| Year | G | UT | AT | TT |
| 2006 | 12 | 2 | 1 | 3 |
| 2007 | 12 | 0 | 1 | 1 |
| 2008 | 13 | 0 | 0 | 0 |
| 2009 | 7 | 0 | 0 | 0 |
| Total | 44 | 2 | 2 | 4 |

POWERS' CAREER HIGHS

TACKLES: 1, 4x, MR: vs. Louisiana Tech (10/6/07)
SOLO TACKLES: 1, 2x, MR: vs. Vanderbilt (10/7/06)

96 | ANDREW RITTER



6-3 • 205 • Fr.-HS • K
Jackson, Miss.
(Jackson Academy)

Has seen action in every game this season ... at Memphis (9/6): Handled the kickoff duties and recorded three touchbacks on eight kickoffs ... vs. Southeastern La. (9/19): Posted two touchbacks on seven kickoffs ... vs. UAB (10/17): Posted three touchbacks on seven kickoffs ... vs. Arkansas (10/24): Tallied one touchback on seven kickoffs.

56 | GERALD RIVERS



6-5 • 240 • Fr.-RS • DE
Ellenwood, Ga.
(Cedar Grove)

Has seen action in three games this season ... vs. Southeastern La. (9/19): Recorded two solo stops ... vs. UAB (10/17): Posted one solo stop and 1.0 TFL.

RIVER'S CAREER STATISTICS

| —DEFENSE— | | | | | | |
|--------------|------------|----------|----------|----------|--------------|--------------|
| Year | G-S | UT | AT | TT | TFL-YDS | Sacks-Yds |
| 2009 | 3-0 | 3 | 0 | 3 | 1.0-5 | 0.0-0 |
| Total | 3-0 | 3 | 0 | 3 | 1.0-5 | 0.0-0 |

RIVER'S CAREER HIGHS

TACKLES: 2, vs. Southeastern La. (9/19/09)
SOLO TACKLES: 2, vs. Southeastern La. (9/19/09)
TFLs: 1.0, vs. UAB (10/17/09)

81 | BRYSON ROSE



6-0 • 193 • Fr.-RS • K
Raleigh, N.C.
(Wakefield)

... vs. Southeastern La. (9/19): Saw first career action and converted on two PATs.

ROSE'S CAREER STATISTICS

| —KICKING— | | | | | |
|--------------|------------|-------------|------------|--------------|----------|
| Year | FG-FGA | PCT. | PAT-ATT | PCT. | TP |
| 2009 | 0-0 | .000 | 2-2 | 1.000 | 2 |
| Total | 0-0 | .000 | 2-2 | 1.000 | 2 |

ROSE'S CAREER HIGHS

PATs MADE: 2, vs. Southeastern La. (9/19/09)
PATs ATTEMPTED: 2, vs. Southeastern La. (9/19/09)
CONSECUTIVE PATs MADE: 2, 9/19/09 - pres.
PTS SCORED: 2, vs. Southeastern La. (9/19/09)

82 | GARRETT RYAN



6-4 • 254 • Sr.-Sq • DE
Marietta, Ga.
(Walton; Southeastern Louisiana)

Has seen action in two games this season ... vs. Southeastern La. (9/19): Tied career-high with one solo stop.


RYAN'S CAREER STATISTICS

| —DEFENSE— | | | | | | |
|--------------|------------|----------|----------|----------|--------------|--------------|
| Year | G-S | UT | AT | TT | TFL-YDS | Sacks-Yds |
| 2008 | 2-0 | 0 | 1 | 1 | 0-0 | 0-0 |
| 2009 | 2-0 | 1 | 0 | 1 | 0-0 | 0-0 |
| Total | 4-0 | 1 | 1 | 2 | 0.0-0 | 0.0-0 |

RYAN'S CAREER HIGHS

TACKLES: 1, 2x, MR: vs. Southeastern La. (9/19/09)
SOLO TACKLES: 1, vs. Southeastern La. (9/19/09)

14 | BRANDON SANDERS



6-0 • 208 • Fr.-RS • LB
Suwanee, Ga.
(Peachtree Ridge)

Has seen action in every game this season ... at Memphis (9/6): Recorded his first-career tackle, a solo stop in first career action... at South Carolina (9/24): Posted one tackle ... vs. UAB (10/17): Collected career-high two solo tackles.


SANDER'S CAREER STATISTICS

| —DEFENSE— | | | | | | |
|--------------|------------|----------|----------|----------|--------------|--------------|
| Year | G-S | UT | AT | TT | TFL-YDS | Sacks-Yds |
| 2009 | 7-0 | 3 | 1 | 4 | 0.0-0 | 0.0-0 |
| Total | 7-0 | 3 | 1 | 4 | 0.0-0 | 0.0-0 |

SANDERS' CAREER HIGHS

TACKLES: 2, vs. UAB (10/17/09)
SOLO TACKLES: 2, vs. UAB (10/17/09)

15 | CHARLES SAYWER



5-10 • 172 • Fr.-HS • DB
Miami, Fla.
(Coral Reef)

Has not seen action this season.

96 | LAWON SCOTT



6-2 • 310 • Jr.-2L • DT
St. Petersburg, Fla.
(High)

Has started every game this season ... at Memphis (9/6): Recorded three tackles, including one solo... vs. Southeastern La. (9/19): Collected one solo stop and forced and recovered a fumble... at South Carolina (9/24): Posted three tackles (two solo) ... at Vanderbilt (10/3): Totaled two tackles (one solo) ... vs. Alabama (10/10): Posted two tackles (one solo) ... vs. UAB (10/17): Posted one solo stop ... vs. Arkansas (10/24): Collected one solo stop.

SCOTT'S CAREER STATISTICS

| —DEFENSE— | | | | | | |
|--------------|--------------|-----------|-----------|-----------|---------------|---------------|
| Year | G-S | UT | AT | TT | TFL-YDS | Sacks-Yds |
| 2007 | 4-0 | 4 | 3 | 7 | 2.5-5 | 0-0 |
| 2008 | 13-6 | 10 | 11 | 21 | 2.5-17 | 2.0-16 |
| 2009 | 7-7 | 8 | 5 | 13 | 0.0-0 | 0.0-0 |
| Total | 24-13 | 22 | 19 | 41 | 5.0-22 | 2.0-16 |

| Year | CF | FR | PD | PRES | INT | BLK |
|--------------|----------|----------|----------|----------|----------|----------|
| 2008 | 1 | 0 | 0 | 1 | 0 | 0 |
| 2009 | 1 | 1 | 0 | 0 | 0 | 0 |
| Total | 2 | 1 | 0 | 1 | 0 | 0 |

SCOTT'S CAREER HIGHS

TACKLES: 4, 2x, MR: vs. Samford (9/13/08)
SOLO TACKLES: 2, 3x, MR: vs. Samford (9/13/08)
TFLs: 2.5, at Auburn (10/27/07)
QB SACKS: 1.0, 2x, MR: at LSU (11/22/08)

2 | RODNEY SCOTT



5-8 • 195 • Fr.-HS • RB
Cross City, Fla.
(Dixie County)

Has seen action in four games ... *at South Carolina (9/24)*: Rushed once for minus one yard ... *at Vanderbilt (10/3)*: Rushed for 13 yards on four attempts ... *vs. UAB (10/17)*: Rushed for career-high 57 yards on nine carries and two TDs ... *vs. Arkansas (10/24)*: Rushed six times for nine yards.


SCOTT'S CAREER STATISTICS
—RUSHING—

| Year | G-S | Att | Yds | TD | Lg | Avg. |
|--------------|------------|-----------|-----------|----------|-----------|------------|
| 2009 | 5-0 | 20 | 78 | 2 | 25 | 3.9 |
| Total | 5-0 | 20 | 78 | 2 | 25 | 3.9 |

SCOTT'S CAREER HIGHS

RUSHING ATTEMPTS: 9, vs. UAB (10/17/09)
RUSHING YARDS: 57, vs. UAB (10/17/09)
RUSHING TD'S: 2, vs. UAB (10/17/09)
RUSHING LONG: 25, vs. UAB (10/17/09)

42 | D.T. SHACKLEFORD



6-1 • 230 • Fr.-HS • LB
Decatur, Ala.
(Austin)

Has seen action in all but one game (Vanderbilt) this season ... *at Memphis (9/6)*: Recorded two tackles, including 1.5 TFLs in his first career action ... *vs. Southeastern La. (9/19)*: Intercepted his first career pass and returned in 58 yards for a TD ... Finished with three solo tackles ... Also forced two fumbles ... *at South Carolina (9/24)*: Posted one solo stop ... *vs. UAB (10/17)*: Posted career-high seven tackles (four solo) and 0.5 a TFL ... *vs. Arkansas (10/24)*: Tallied two stops (one solo).

SHACKLEFORD'S CAREER STATISTICS
—DEFENSE—

| Year | G-S | UT | AT | TT | TFL-YDS | Sacks-Yds |
|--------------|------------|-----------|----------|-----------|--------------|--------------|
| 2009 | 6-0 | 10 | 5 | 15 | 2.0-3 | 0.0-0 |
| Total | 6-0 | 10 | 5 | 15 | 2.0-3 | 0.0-0 |

| Year | CF | FR | PD | PRES | INT | BLK |
|--------------|----------|----------|----------|----------|----------|----------|
| 2009 | 0 | 2 | 1 | 0 | 1 | 0 |
| Total | 0 | 2 | 1 | 0 | 1 | 0 |

SHACKLEFORD'S CAREER HIGHS

TACKLES: 7, vs. UAB (10/17/09)
SOLO TACKLES: 4, vs. UAB (10/17/09)
TFLS: 1.5, at Memphis (9/06/09)
INTERCEPTIONS: 1, vs. Southeastern La. (9/19/09)

93 | JOSHUA SHENE



5-9 • 170 • Sr.-3L • K
Oklahoma City, Okla.
(Putnam City North)

at Memphis (9/6): Connected on a 27-yard field goal and all six extra points ... *vs. Southeastern La. (9/19)*: Hit a 42-yard field goal and all five PATs ... *at South Carolina (9/24)*: Nailed a 42-yard FG and his only PAT ... *at Vanderbilt (10/3)*: Connected on 88 straight PATs before a block ... Nailed 20-yard FG ... *vs. Alabama (10/10)*: Connected on 25-yard FG attempt ... *vs. UAB (10/17)*: Perfect on all six PATs ... *vs. Arkansas (10/24)*: Connected on three PATs and all three FGs (19,22,39).

SHENE'S CAREER STATISTICS
—KICKING—

| Year | FG-FGA | PCT. | PAT-ATT | PCT. | TP |
|--------------|--------------|-------------|----------------|-------------|------------|
| 2006 | 14-17 | .824 | 20-20 | 1.000 | 62 |
| 2007 | 11-17 | .647 | 24-25 | .960 | 57 |
| 2008 | 17-21 | .810 | 52-52 | 1.000 | 103 |
| 2009 | 8-8 | 1.000 | 23-23 | .933 | 47 |
| Total | 50-63 | .794 | 119-121 | .982 | 269 |

—FG DISTANCE BREAKDOWN—

| Year | 0-29 | 30-39 | 40-49 | 50+ | LG |
|--------------|--------------|--------------|-------------|------------|-----------|
| 2006 | 6-7 | 7-7 | 0-1 | 1-2 | 52 |
| 2007 | 5-6 | 4-7 | 1-3 | 1-1 | 51 |
| 2008 | 6-6 | 9-10 | 2-4 | 0-1 | 47 |
| 2009 | 5-5 | 1-1 | 2-2 | 0-0 | 42 |
| Total | 22-24 | 21-25 | 5-10 | 2-4 | 52 |

—SPECIAL TEAMS TACKLES—

| Year | G | UT | AT | TT |
|--------------|-----------|----------|----------|----------|
| 2007 | 13 | 2 | 0 | 2 |
| Total | 33 | 2 | 0 | 2 |

SHENE'S CAREER HIGHS

PATs MADE: 8, vs. Louisiana-Monroe (11/15/08)
PATs ATTEMPTED: 8, vs. Louisiana-Monroe (11/15/08)
CONSECUTIVE PATs MADE: 88, 9/1/07-10/3/09
FIELD GOALS MADE: 3, 3x, MR: at Arkansas (10/25/08)
FIELD GOALS ATTEMPTED: 4, vs. Florida (9/22/07)
CONSECUTIVE FGs MADE: 9, 2x, MR: 9/27/08-11/11/08
LONG FIELD GOAL: 52, vs. Northwestern State (11/04/06)
PTS SCORED: 11, 4x, MR: vs. Louisiana-Monroe (11/15/08)

47 | TIM SIMON



6-1 • 213 • Fr.-HS • RB
Cordova, Ala.
(Cordova)

Saw first career action at South Carolina and suffered season-ending knee injury.

93 | JUSTIN SMITH



6-3 • 284 • So.-1L • DL
Alpharetta, Ga.
(Chattahoochee)

Has seen action in one game this season ... *vs. UAB (10/17)*: Saw first action of the year and recorded two tackles (one solo) and 0.5 a TFL.

SMITH'S CAREER STATISTICS
—DEFENSE—

| Year | G-S | UT | AT | TT | TFL-YDS | Sacks-Yds |
|--------------|-------------|----------|----------|----------|--------------|------------|
| 2008 | 12-0 | 4 | 2 | 6 | 0.0-0 | 0-0 |
| 2009 | 1-0 | 1 | 1 | 2 | 0.5-1 | 0-0 |
| Total | 13-0 | 5 | 3 | 8 | 0.5-1 | 0-0 |

JUSTIN SMITH'S CAREER HIGHS

TACKLES: 2, 2x, MR: vs. UAB (10/17/09)
SOLO TACKLES: 1, 5x, MR: vs. UAB (10/17/09)
TFLS: 0.5, vs. UAB (10/17/09)

4 | JEVAN.SNEAD



6-3 • 220 • Jr.-1L • QB
Stephenville, Texas
(High; Texas)

at Memphis (9/6): Completed 12-of-22 passes for 175 yards, two scores and two interceptions ... vs. Southeastern La. (9/19): Threw for 209 yards and three TDs on 16-of-28 passing ... Also rushed three times for 25 yards ... at South Carolina (9/24): Threw for 107 yards and one TD ... at Vanderbilt (10/3): Threw for 237 yards and three TDs on career-high 34 attempts ... Also rushed for a career-best 28 yards on five carries ... vs. Alabama (10/10): Rushed for career-high 44 yards ... Tied a career high with 34 attempts ... vs. UAB (10/17): Threw for 240 yards and three TDs on 15-of-22 passing ... vs. Arkansas (10/24): Passed for a career-high 332 yards on 22-of-33 passing and two TDs ... Also rushed four times for 17 yards and one TD ... Named to the pre-season O'Brein, Manning, Maxwell and Walter Camp Watch Lists.

SNEAD'S CAREER STATISTICS

—PASSING—

| Year | G-S | Cmp-Att | Pct. | Yds | TD | INT | LP |
|--------------|--------------|----------------|-------------|-------------|-----------|-----------|-----------|
| 2008 | 13-13 | 184-327 | .563 | 2762 | 26 | 13 | 88 |
| 2009 | 7-7 | 102-194 | .526 | 1440 | 14 | 11 | 65 |
| Total | 20-20 | 286-521 | .549 | 4202 | 40 | 24 | 88 |

| Year | G-S | Avg/G | Effic. |
|--------------|--------------|--------------|--------------|
| 2008 | 13-13 | 212.5 | 145.5 |
| 2009 | 7-7 | 205.7 | 127.4 |
| Total | 20-20 | 210.1 | 138.8 |

—RECEIVING—

| Year | G-S | Rec | Yds | TD | Lg | Avg. |
|--------------|--------------|----------|-----------|----------|-----------|-------------|
| 2008 | 13-13 | 2 | 42 | 0 | 37 | 21.0 |
| 2009 | 7-7 | 0 | 0 | 0 | 0 | 0 |
| Total | 20-20 | 2 | 42 | 0 | 37 | 21.0 |

—RUSHING—

| Year | G-S | Att | Yds | TD | Lg | Avg. |
|--------------|--------------|-----------|------------|----------|-----------|------------|
| 2008 | 13-13 | 57 | 60 | 3 | 17 | 1.1 |
| 2009 | 7-7 | 25 | 90 | 1 | 24 | 3.6 |
| Total | 20-20 | 82 | 150 | 4 | 24 | 1.8 |

SNEAD'S CAREER HIGHS

RUSHING ATTEMPTS: 7, at LSU (11/22/08)
RUSHING YARDS: 44, vs. Alabama (9/10/09)
RUSHING TOUCHDOWNS: 2, vs. Louisiana-Monroe (11/15/08)
PASSING ATTEMPTS: 34, 2x, MR: vs. Alabama (9/10/09)
COMPLETIONS: 22, vs. Arkansas (10/27/09)
PASSING YARDS: 332, vs. Arkansas (10/27/09)
PASSING TDs: 4, 2x, MR: vs. Mississippi State (11/28/08)
CONSECUTIVE GAMES WITH TD: 12, 9/27/08 - (10/3/09)
LONG COMPLETION: 88, vs. Louisiana-Monroe (11/15/08)
RECEPTIONS: 1, 2x, MR: at Alabama (10/18/08)
RECEIVING YARDS: 37, vs. Memphis (8/30/08)
LONG RECEPTION: 37, vs. Memphis (8/30/08)

78 | BRADLEY.SOWELL



6-7 • 305 • So.-1L • OL
Hernando, Miss.
(High)

Has started every game this season ... at Memphis (9/6): Made first-career start at left tackle ... vs. Southeastern La. (9/19): Started and helped the Rebels rack up 500 yards of offense ... vs. Arkansas (10/24): Helped the Rebel offense roll up a season-best 553 yards.

89 | JUSTIN.SPARKS



6-2 • 195 • Sr.-2L • P-K
Memphis, Tenn.
(Briarcrest Christian)

at Memphis (9/6): Punted the ball six times for an average of 39.8 yards and a long of 53 ... vs. Southeastern La. (9/19): Punted five times for 142 yards and a long of 41 ... at South Carolina (9/24): Completed a pass on a fake field goal for two yards.

SPARKS' CAREER STATISTICS

—PUNTING—

| Year | G | No. | Yds | LP | Avg | Blk |
|--------------|-----------|-----------|-------------|-----------|-------------|----------|
| 2007 | 12 | 51 | 2023 | 55 | 39.7 | 0 |
| 2009 | 4 | 11 | 381 | 53 | 34.6 | 0 |
| Total | 28 | 62 | 2404 | 55 | 38.8 | 0 |


—PASSING—

| Year | G | Cmp-Att | Pct. | Yds | TD | INT | LP |
|--------------|-----------|------------|--------------|----------|----------|----------|----------|
| 2007 | 12 | 1-1 | 1.000 | 8 | 0 | 0 | 8 |
| 2009 | 4 | 1-1 | 1.000 | 2 | 0 | 0 | 2 |
| Total | 28 | 1-1 | 1.000 | 8 | 0 | 0 | 8 |

SPARKS' CAREER HIGHS

PUNTS: 7, 2x, MR: at Mississippi State (11/23/07)
PUNTING YARDS: 283, at Auburn (10/27/07)
LONGEST PUNT: 55, vs. Louisiana Tech (10/6/07)
CAREER PUNTS INSIDE 20: 15
PASSING ATTEMPTS: 1, 2x, MR: at South Carolina (9/24/09)
COMPLETIONS: 1, 2x, MR: at South Carolina (9/24/09)
PASSING YARDS: 8, vs. Florida (9/22/07)

12 | NATHAN.STANLEY



6-5 • 215 • Fr.-RS • QB
Tahlequah, Okla.
(Sequoyah)

at Memphis (9/6): Saw first career action, but did not attempt a pass ... vs. Southeastern La. (9/19): Attempted and completed first career pass ... Finished 2-for-3 for 33 yards ... vs. UAB (10/17): Passed for 98 yards and first career TD on 6-of-9 passing.

STANLEY'S CAREER STATISTICS

—PASSING—


| Year | G-S | Cmp-Att | Pct. | Yds | TD | INT | LP |
|--------------|------------|-------------|-------------|------------|----------|----------|-----------|
| 2009 | 3-0 | 8-12 | .667 | 131 | 1 | 0 | 38 |
| Total | 3-0 | 8-12 | .667 | 131 | 1 | 0 | 38 |

| Year | G-S | Avg/G | Effic. |
|--------------|------------|-------------|--------------|
| 2009 | 3-0 | 43.7 | 185.9 |
| Total | 3-0 | 43.7 | 185.9 |

STANLEY'S CAREER HIGHS

PASSING ATTEMPTS: 9, vs. UAB (10/17/09)
COMPLETIONS: 6, vs. UAB (10/17/09)
PASSING YARDS: 98, vs. UAB (10/17/09)
PASSING TD'S: 1, vs. UAB (10/17/09)
LONG COMPLETION: 38, vs. UAB (10/17/09)

97 | RODNEY.STEEN



6-2 • 235 • Jr.-RS • DE
Coffeenville, Miss.
(Coffeenville; Miss. College)

Has seen action in one game this season (Southeastern La.) ... vs. Southeastern La. (9/19): Saw first career action.

95 | EMMANUEL.STEPHENS



6-3 • 255 • Sr.-1L • DE
Houston, Texas
(Waltrip; Blinn CC)

Has seen action in every game this season ... vs. Southeastern La. (9/19): Finished with a career-best and team-high five solo stops ... Also recorded one QB sack and 1.0 TFL... at South Carolina (9/24): Tied a career high with 1.5 TFLs ... Also posted four tackles (two solo) and 0.5 QB sack ... at Vanderbilt (10/3): Totaled two tackles (one solo) ... vs. Alabama (10/10): Posted two tackles (one solo).

STEPHENS' CAREER STATISTICS

—DEFENSE—

| Year | G-S | UT | AT | TT | TFL-YDS | Sacks-Yds |
|--------------|-------------|-----------|----------|-----------|---------------|---------------|
| 2008 | 13-2 | 14 | 4 | 18 | 5.5-29 | 1.0-9 |
| 2009 | 7-0 | 9 | 4 | 13 | 2.5-11 | 1.5-8 |
| Total | 20-2 | 23 | 8 | 31 | 8.0-40 | 2.5-17 |

| Year | CF | FR | PD | PRES | INT | BLK |
|--------------|----------|----------|----------|----------|----------|----------|
| 2008 | 0 | 1 | 1 | 3 | 0 | 0 |
| 2009 | 0 | 0 | 0 | 0 | 0 | 0 |
| Total | 0 | 1 | 1 | 3 | 0 | 0 |

STEPHENS' CAREER HIGHS

TACKLES: 5, vs. Southeastern La. (9/19/09)
SOLO TACKLES: 5, vs. Southeastern La. (9/19/09)
TFLs: 1.5, 2x, MR: at South Carolina (9/24/09)
QB SACKS: 1.0, 3x, MR: at South Carolina (9/24/09)

16 | MARKEITH.SUMMERS



6-3 • 205 • Jr.-2L • WR
Olive Branch, Miss.
(High)

Has seen action in every game this season ... *at Memphis (9/6)*: Recorded on catch for 18 yards and first career TD... *at South Carolina (9/24)*: Led the team with two receptions for 60 yards including a 45-yard TD catch ... *vs. Alabama (10/10)*: Started and caught one pass for 13 yards ... *vs. UAB (10/17)*: Caught 65-yard TD pass on Rebel's first play of second half ... *vs. Arkansas (10/24)*: Hauled in two passes for 48 yards.

| SUMMERS' CAREER STATISTICS | | | | | | | |
|----------------------------|-------------|-----------|------------|----------|-----------|-------------|--|
| —RECEIVING— | | | | | | | |
| Year | G-S | Rec | Yds | TD | Lg | Avg. | |
| 2008 | 13-2 | 5 | 94 | 0 | 33 | 18.8 | |
| 2009 | 7-2 | 7 | 204 | 3 | 65 | 29.1 | |
| Total | 20-4 | 12 | 298 | 3 | 65 | 24.8 | |
| —RUSHING— | | | | | | | |
| Year | G-S | Att | Yds | TD | Lg | Avg. | |
| 2008 | 13-2 | 2 | 19 | 1 | 13 | 9.5 | |
| 2009 | 7-2 | 1 | -5 | 0 | -5 | -5.0 | |
| Total | 20-4 | 3 | 14 | 1 | 13 | 4.7 | |

SUMMERS' CAREER HIGHS
 RUSHING ATTEMPTS: 1, 3x, MR: at Memphis (9/6/09)
 RUSHING YARDS: 13, at LSU (11/22/08)
 RUSHING TDs: 1, at LSU (11/22/08)
 LONGEST RUSH: 13, at LSU (11/22/08)
 RECEPTIONS: 2, 3x, MR: vs. Arkansas (10/27/09)
 RECEIVING YARDS: 65, vs. UAB (10/17/09)
 RECEIVING TDs: 1, 3x, MR: vs. UAB (10/17/09)
 LONG RECEPTION: 65, vs. UAB (10/17/09)

17 | BILLY.TAPP



6-4 • 240 • Sr.-1L • QB
St. Petersburg, Fla.
(St. Petersburg Catholic)

Has seen action in three games this season.

| TAPP'S CAREER STATISTICS | | | | | | | |
|--------------------------|------------|------------|-------------|-----------|-----------|------------|-----------|
| —PASSING— | | | | | | | |
| Year | G-S | Cmp-Att | Pct. | Yds | TD | INT | Lg |
| 2008 | 5-0 | 3-5 | 60.0 | 34 | 0 | 0 | 15 |
| Total | 7-0 | 3-5 | 60.0 | 34 | 0 | 0 | 15 |
| —RUSHING— | | | | | | | |
| Year | G-S | Att | Yds | TD | Lg | Avg. | |
| 2008 | 5-0 | 3 | 19 | 0 | 21 | 6.3 | |
| Total | 7-0 | 3 | 19 | 0 | 21 | 6.3 | |

TAPP'S CAREER HIGHS
 PASSING ATTEMPTS: 4, vs. Mississippi State (11/28/08)
 COMPLETIONS: 2, vs. Mississippi State (11/28/08)
 PASSING YARDS: 28, vs. Mississippi State (11/28/08)
 RUSHING ATTEMPTS: 3, vs. Louisiana-Monroe (11/15/08)
 RUSHING YARDS: 19, vs. Louisiana-Monroe (11/15/08)

37 | MATT.TARLEY

5-10 • 180 • Fr.-HS • WR
Minneapolis, Minn.
(Wayzata)

2009: Joined the team in the preseason ... Has not seen action this season.

60 | JOSH.TATUM



6-5 • 315 • Fr.-RS • OL
Marbury, Ala.
(High)

Has not seen action this season.

41 | MARCUS.TEMPLE




5-10 • 188 • So.-1L • CB
Manquin, Va.
(King William; Hargrave)

Has seen action in every game this season ... *vs. Southeastern La. (9/19)*: Recorded one tackle ... *at Vanderbilt (10/3)*: Recorded first career interception and returned it 35 yards ... Also posted one tackle ... *vs. Alabama (10/10)*: Collected two tackles ... *vs. UAB (10/17)*: Posted one tackle ... *vs. Arkansas (10/24)*: Earned first start of the season.

| TEMPLE'S CAREER STATISTICS | | | | | | | |
|----------------------------|-------------|-----------|-----------|-----------|--------------|------------|--|
| —DEFENSE— | | | | | | | |
| Year | G-S | UT | AT | TT | TFL-YDS | Sacks-Yds | |
| 2008 | 12-1 | 15 | 7 | 22 | 0.0-0 | 0-0 | |
| 2009 | 7-1 | 0 | 5 | 5 | 0.0-0 | 0-0 | |
| Total | 19-2 | 15 | 12 | 27 | 0.0-0 | 0-0 | |
| Year | CF | FR | PD | PRES | INT | BLK | |
| 2008 | 0 | 1 | 1 | 1 | 0 | 0 | |
| 2009 | 0 | 0 | 2 | 0 | 1 | 0 | |
| Total | 0 | 1 | 3 | 1 | 1 | 0 | |

TEMPLE'S CAREER HIGHS
 TACKLES: 6, vs. Texas Tech (1/2/09)
 SOLO TACKLES: 4, vs. Texas Tech (1/2/09)
 INTERCEPTIONS: 1, at Vanderbilt (10/3/09)

29 | DEVIN.THOMAS



5-10 • 205 • So.-1L • RB
San Antonio, Texas
(Madison)

Has not seen action this season.

| THOMAS' CAREER STATISTICS | | | | | | |
|---------------------------|------------|----------|-----------|----------|-----------|------------|
| —RUSHING— | | | | | | |
| Year | G-S | Att | Yds | TD | Lg | Avg. |
| 2008 | 5-0 | 5 | 34 | 0 | 19 | 6.8 |
| Total | 5-0 | 5 | 34 | 0 | 19 | 6.8 |

THOMAS' CAREER HIGHS
 RUSHING ATTEMPTS: 2, 2x MR: vs. Samford (9/13/08)
 RUSHING YARDS: 19, at Wake Forest (9/6/08)

92 | MARCUS.TILLMAN




6-4 • 273 • Sr.-3L • DL
McCall Creek, Miss.
(Franklin County)

Has started every game this season ... *at Memphis (9/6)*: Recorded seven tackles, including 1.0 TFL ... *vs. Southeastern La. (9/19)*: Posted two solo stop, a forced fumble and a pass defended ... *at South Carolina (9/24)*: Collected three tackles (two solo) ... *at Vanderbilt (10/3)*: Totaled two tackles (one solo) ... *vs. Alabama (10/10)*: Posted two tackles ... *vs. UAB (10/17)*: Posted career-high 1.5 QB sacks ... Also tallied four tackles (two solo) and 1.5 TFLs ... *vs. Arkansas (10/24)*: Tallied two tackles (one solo), 1.5 TFLs and 1.0 QB sack.

| TILLMAN'S CAREER STATISTICS | | | | | | | |
|-----------------------------|--------------|-----------|-----------|------------|----------------|---------------|--|
| —DEFENSE— | | | | | | | |
| Year | G-S | UT | AT | TT | TFL-YDS | Sacks-Yds | |
| 2006 | 12-11 | 17 | 5 | 22 | 5.0-14 | 2.0-8 | |
| 2007 | 12-12 | 23 | 18 | 41 | 4.5-8 | 0-0 | |
| 2008 | 13-13 | 14 | 12 | 26 | 6.0-13 | 1.0-3 | |
| 2009 | 7-7 | 10 | 12 | 22 | 4.0-22 | 2.5-17 | |
| Total | 44-43 | 64 | 47 | 111 | 19.5-57 | 5.5-28 | |
| Year | CF | FR | PD | PRES | INT | BLK | |
| 2006 | 0 | 0 | 0 | 2 | 0 | 0 | |
| 2007 | 0 | 1 | 2 | 6 | 1 | 0 | |
| 2008 | 0 | 1 | 0 | 0 | 0 | 0 | |
| 2009 | 1 | 0 | 1 | 0 | 0 | 0 | |
| Total | 1 | 2 | 3 | 8 | 1 | 0 | |

TILLMAN'S CAREER HIGHS
 TACKLES: 7, at Memphis (9/6/09)
 SOLO TACKLES: 5, at Missouri (9/9/06)
 TFL: 2.0, at Missouri (9/9/06)
 QB SACKS: 1.5, vs. UAB (10/17/09)

7 | PATRICK. **TRAHAN**



6-2 • 235 • Sr.-1L • LB
New Orleans, La.
(St. Augustine; NW Miss. CC)

Has started every game this season ... *at Memphis (9/6)*: Recorded two total tackles, including 1.0 TFL ... *vs. Southeastern La. (9/19)*: Collected three tackles, a QB sack and 1.0 TFL... *at South Carolina (9/24)*: Posted four tackles (two solo) ... *at Vanderbilt (10/3)*: Recorded career-high 11 tackles including seven solo and tied a career best with 2.0 sacks ... *vs. Alabama (10/10)*: Recorded seven tackles (three solo) ... *vs. UAB (10/17)*: Posted two tackles (one solo) ... *vs. Arkansas (10/24)*: Posted team-high seven stops (four solo), 1.0 TFL and 1.0 QB sack.

| TRAHAN'S CAREER STATISTICS | | | | | | | |
|----------------------------|-------------|-----------|-----------|-----------|---------------|---------------|--|
| —DEFENSE— | | | | | | | |
| Year | G-S | UT | AT | TT | TFL-YDS | Sacks-Yds | |
| 2008 | 13-2 | 17 | 12 | 29 | 4.5-18 | 2.0-12 | |
| 2009 | 7-7 | 20 | 16 | 36 | 5.0-30 | 4.0-25 | |
| Total | 20-9 | 37 | 28 | 65 | 9.5-48 | 6.0-37 | |
| Year | CF | FR | PD | PRES | INT | BLK | |
| 2008 | 1 | 0 | 0 | 0 | 0 | 0 | |
| 2009 | 0 | 0 | 0 | 0 | 0 | 0 | |
| Total | 1 | 0 | 0 | 0 | 0 | 0 | |

| TRAHAN'S CAREER HIGHS | |
|-----------------------|--------------------------------------|
| TACKLES: | 11, at Vanderbilt (10/3/09) |
| SOLO TACKLES: | 7, at Vanderbilt (10/3/09) |
| TFLs: | 2.0, 2x, MR: at Vanderbilt (10/3/09) |
| QB SACKS: | 2.0, at Vanderbilt (10/3/09) |

44 | TREVY. **TRIPP**



6-1 • 225 • So.-Sq • LB
Buford, Ga.
(Peachtree Ridge)

Has seen action in one game this season (Southeastern La.) ... *vs. Southeastern La. (9/19)*: Saw first career action.

| TRIPP'S CAREER STATISTICS | | | | | | | |
|---------------------------|------------|----------|----------|----------|------------|------------|--|
| —DEFENSE— | | | | | | | |
| Year | G-S | UT | AT | TT | TFL-YDS | Sacks-Yds | |
| 2009 | 1-0 | 1 | 0 | 1 | 0-0 | 0 | |
| Total | 1-0 | 1 | 0 | 1 | 0-0 | 0-0 | |
| Year | CF | FR | PD | PRES | INT | BLK | |
| 2009 | 0 | 0 | 0 | 0 | 0 | 0 | |
| Total | 0 | 0 | 0 | 0 | 0 | 0 | |

| TRIPP'S CAREER HIGHS | |
|----------------------|-----------------------------------|
| TACKLES: | 1, vs. Southeastern La. (9/19/09) |
| SOLO TACKLES: | 1, vs. Southeastern La. (9/19/09) |

24 | CASSIUS. **VAUGHN**



5-11 • 195 • Sr.-3L • CB
Memphis, Tenn.
(East)

Has seen action in every game this season and has started all but one (Southeastern La.) ... *at Memphis (9/6)*: Recorded four solo tackles in a start ... *vs. Southeastern La. (9/19)*: Collected two solo stops and picked off third career pass... *at South Carolina (9/24)*: Finished with six tackles (four solo) and three pass break-ups ... *at Vanderbilt (10/3)*: Totaled three tackles (two solo) ... *vs. Alabama (10/10)*: Collected two tackles (one solo) ... *vs. UAB (10/17)*: Tallied career-high 1.5 TFLs .. Also recorded six stops (three solo) and 0.5 a QB sack ... *vs. Arkansas (10/24)*: Posted four solo stops.

| CASSIUS VAUGHN'S CAREER STATISTICS | | | | | | | |
|------------------------------------|--------------|-----------|-----------|------------|---------------|---------------|--|
| —DEFENSE— | | | | | | | |
| Year | G-S | UT | AT | TT | TFL-YDS | Sacks-Yds | |
| 2006 | 12-0 | 3 | 2 | 5 | 1.0-13 | 0-0 | |
| 2007 | 12-3 | 33 | 15 | 48 | 0-0 | 0-0 | |
| 2008 | 13-9 | 27 | 16 | 43 | 3.5-12 | 1.0-9 | |
| 2009 | 7-6 | 20 | 7 | 27 | 1.5-6 | 0-5-5 | |
| Total | 44-17 | 83 | 40 | 123 | 6.0-31 | 1.5-14 | |
| Year | CF | FR | PD | PRES | INT | BLK | |
| 2006 | 1 | 0 | 0 | 0 | 0 | 1 | |
| 2007 | 0 | 0 | 0 | 0 | 0 | 0 | |
| 2008 | 1 | 0 | 7 | 0 | 2 | 0 | |
| 2009 | 0 | 0 | 6 | 0 | 1 | 0 | |
| Total | 2 | 0 | 13 | 0 | 3 | 1 | |

| —KICKOFF RETURNS— | | | | | | |
|-------------------|-----------|----------|-----------|----------|-----------|-------------|
| Year | G | Ret | Yds | TD | Lg | Avg. |
| 2007 | 12 | 1 | 27 | 0 | 27 | 27.0 |
| Total | 44 | 1 | 27 | 0 | 27 | 27.0 |

| VAUGHN'S CAREER HIGHS | |
|-----------------------|---|
| TACKLES: | 9, vs Auburn (11/1/08) |
| SOLO TACKLES: | 7, vs. LSU (11/17/07) |
| TFLs: | 1.5, 2x MR: vs. UAB (10/17/09) |
| INTERCEPTIONS: | 1, 3x, MR: vs. Southeastern La. (9/19/09) |

9 | ALLEN. **WALKER**



6-1 • 225 • Jr.-2L • LB
Olive Branch, Miss.
(High)

Has seen action in every game this season and has started all but two games when the Rebels opened in a nickel package ... *at Memphis (9/6)*: Recorded five tackles, including four solo in a start ... *vs. Southeastern La. (9/19)*: Posted one pass defended ... *at South Carolina (9/24)*: Collected six tackles (three solo) ... *at Vanderbilt (10/3)*: Posted five tackles (two solo) and one pass defended ... *vs. Alabama (10/10)*: Posted six stops (two solo) ... *vs. UAB (10/17)*: Tallied four tackles (two solo).

| WALKER'S CAREER STATISTICS | | | | | | | |
|----------------------------|--------------|-----------|-----------|-----------|---------------|---------------|--|
| —DEFENSE— | | | | | | | |
| Year | G-S | UT | AT | TT | TFL-YDS | Sacks-Yds | |
| 2007 | 11-0 | 6 | 7 | 13 | 0.0-0 | 0-0 | |
| 2008 | 13-9 | 18 | 23 | 41 | 4.0-14 | 2.0-12 | |
| 2009 | 7-5 | 13 | 13 | 26 | 0.0-0 | 0-0 | |
| Total | 31-14 | 37 | 43 | 80 | 4.0-14 | 2.0-12 | |
| Year | CF | FR | PD | PRES | INT | BLK | |
| 2007 | 0 | 0 | 0 | 0 | 0 | 0 | |
| 2008 | 0 | 0 | 3 | 0 | 1 | 0 | |
| 2009 | 0 | 0 | 2 | 0 | 0 | 0 | |
| Total | 0 | 0 | 5 | 0 | 1 | 0 | |

| WALKER'S CAREER HIGHS | |
|-----------------------|--------------------------------------|
| TACKLES: | 7, at Alabama (10/18/08) |
| SOLO TACKLES: | 3, vs. Texas Tech (1/2/09) |
| TFLs: | 1.0, 3x, MR: vs. Texas Tech (1/2/09) |
| QB SACKS: | 1.0, at Wake Forest (9/6/08) |

73 | ALEX. WASHINGTON



6-4 • 340 • So.-1L • OL
Monroe, La.
(Carroll)

Has seen action in every game this season.

28 | JULIAN WHITEHEAD




5-9 • 190 • Fr.-RS • CB
Lilburn, Ga.
(Parkview; Hargrave)

Has seen action in all but two games this season ... vs. *Southeastern La. (9/19)*: Posted one solo stop.

| WHITEHEAD'S CAREER STATISTICS | | | | | | |
|-------------------------------|-----|----|----|----|---------|-----------|
| —DEFENSE— | | | | | | |
| Year | G-S | UT | AT | TT | TFL-YDS | Sacks-Yds |
| 2009 | 5-0 | 1 | 0 | 1 | 0.0-0 | 0 |
| Total | 5-0 | 1 | 0 | 1 | 0.0-0 | 0 |

| WHITEHEAD'S CAREER HIGHS | |
|--------------------------|--|
| TACKLES: | 1, vs. <i>Southeastern La. (9/19/09)</i> |
| SOLO TACKLES: | 1, vs. <i>Southeastern La. (9/19/09)</i> |

98 | ALEX WILLIAMS



6-4 • 205 • Fr.-HS • DE
Tallahassee, Fla.
(Florida A&M High)

Has not seen action.

31 | RUDY WILSON



6-0 • 205 • Fr.-RS • DB
Port Oragne, Fla.
(Mainland; Hargrave)

Has seen action in two games this season ... vs. *Southeastern La. (9/19)*: Posted one solo stop.

| WILSON'S CAREER STATISTICS | | | | | | |
|----------------------------|-----|----|----|----|---------|-----------|
| —DEFENSE— | | | | | | |
| Year | G-S | UT | AT | TT | TFL-YDS | Sacks-Yds |
| 2009 | 2-0 | 1 | 0 | 1 | 0.0-0 | 0 |
| Total | 2-0 | 1 | 0 | 1 | 0.0-0 | 0 |

| WILSON'S CAREER HIGHS | |
|-----------------------|--|
| TACKLES: | 1, vs. <i>Southeastern La. (9/19/09)</i> |
| SOLO TACKLES: | 1, vs. <i>Southeastern La. (9/19/09)</i> |

| No. | Name | Pos. | Ht. | Wt. | Yr.-Exp. | Hometown (Previous School) |
|-----|------------------|------|------|-----|----------|--|
| 1 | Kendrick Lewis | S | 6-1 | 195 | Sr.-3L | New Orleans, La. (O. Perry Walker) |
| 2 | Rodney Scott | RB | 5-8 | 195 | Fr.-HS | Cross City, Fla. (Dixie County) |
| 3 | Shay Hodge | WR | 6-2 | 207 | Sr.-3L | Morton, Miss. (Morton) |
| 4 | Jevan Snead | QB | 6-3 | 220 | Jr.-1L | Stephenville, Texas (Stephenville; Texas) |
| 6 | Jeremy McGee | CB | 5-10 | 180 | Jr.-1L | New Orleans, La. (Edna Karr; UCLA) |
| 7 | Patrick Trahan | LB | 6-2 | 235 | Sr.-1L | New Orleans, La. (St. Augustine; Auburn; NW Miss C.C.) |
| 8 | Marshay Green | CB | 5-9 | 175 | Sr.-3L | Bastrop, La. (Bastrop) |
| 9 | Allen Walker | LB | 6-1 | 225 | Jr.-2L | Olive Branch, Miss. (Olive Branch) |
| 10 | Jesse Grandy | WR | 5-10 | 155 | Fr.-HS | Pine Bluff, Ark. (Dollarway) |
| 11 | Pat Patterson | WR | 6-2 | 215 | Fr.-HS | Macon, Miss. (Noxubee County) |
| 12 | Nathan Stanley | QB | 6-5 | 215 | Fr.-RS | Tahlequah, Okla. (Sequoyah) |
| 13 | Brent Phillips | S | 6-1 | 202 | Jr.-HS | Farmington, Ark. (Fayetteville) |
| 14 | Brandon Sanders | LB | 6-0 | 208 | Fr.-RS | Suwanee, Ga. (Peachtree Ridge) |
| 16 | Markeith Summers | WR | 6-3 | 205 | Jr.-2L | Olive Branch, Miss. (Olive Branch) |
| 17 | Billy Tapp | QB | 6-4 | 240 | Sr.-1L | St. Petersburg, Fla. (St. Petersburg Catholic) |
| 19 | Andrew Harris | WR | 6-2 | 200 | So.-1L | St. Petersburg, Fla. (St. Petersburg Catholic; Hargrave) |
| 20 | Johnny Brown | S | 6-0 | 212 | Jr.-2L | Charleston, Miss. (Charleston) |
| 21 | Lionel Breaux | WR | 6-0 | 198 | Jr.-2L | New Orleans, La. (McDonogh 35) |
| 22 | Dexter McCluster | WR | 5-9 | 170 | Sr.-3L | Largo, Fla. (Largo) |
| 23 | George Helow | CB | 5-8 | 185 | Jr.-1L | Jacksonville, Fla. (Bishop Kenny; Hargrave) |
| 24 | Cassius Vaughn | CB | 5-11 | 195 | Sr.-3L | Memphis, Tenn. (East) |
| 25 | Cordera Eason | RB | 6-0 | 224 | Sr.-3L | Meridian, Miss. (Meridian) |
| 26 | Derrick Herman | DB | 5-10 | 185 | So.-1L | Cleveland, Miss. (Cleveland) |
| 27 | Enrique Davis | RB | 6-0 | 220 | So.-1L | Lynn Haven, Fla. (A. Crawford Mosley; Hargrave) |
| 28 | Julian Whitehead | CB | 5-9 | 190 | Fr.-RS | Lilburn, Ga. (Hargrave; Parkview) |
| 30 | Derrick Davis | FB | 6-0 | 242 | Jr.-2L | Meridian, Miss. (Meridian) |
| 30 | Jared Mitchell | S | 6-3 | 190 | Fr.-RS | Chesterfield, Mo. (Parkway Central; Hargrave) |
| 31 | Ben Benedetto | FB | 6-1½ | 240 | Jr.-1L | Metairie, La. (Brother Martin) |
| 32 | Reggie Hicks | TE | 6-2 | 240 | Jr.-2L | Madison, Miss. (Madison Central) |
| 33 | E.J. Epperson | TE | 6-2 | 250 | Fr.-RS | Humboldt, Tenn. (Humboldt) |
| 34 | Brandon Bolden | RB | 5-11 | 220 | So.-1L | Baton Rouge, La. (Scotlandville Magnet) |
| 34 | Frank Crawford | DB | 6-1 | 160 | Fr.-HS | Miami, Fla. (Gulliver Prep) |
| 35 | Fon Ingram | S | 6-0 | 200 | Jr.-2L | Atlanta, Ga. (McNair) |
| 37 | Lekenwic Haynes | DB | 6-3 | 220 | Fr.-RS | Rosenberg, Texas (B. F. Terry) |
| 40 | Kentrell Lockett | DE | 6-5 | 254 | Jr.-2L | Hahnville, La. (Hahnville) |
| 41 | Marcus Temple | CB | 5-10 | 188 | So.-1L | Manquin, Va. (King William; Hargrave) |
| 42 | D.T. Shackelford | LB | 6-1 | 230 | Fr.-HS | Decatur, Ala. (Austin) |
| 43 | Andy Hartmann | FB | 5-10 | 243 | Sr.-3L | Cooper City, Fla. (American Heritage) |
| 48 | Lamar Brumfield | LB | 6-0 | 234 | Sr.-2L | Lynwood, Calif. (Carson; Compton C.C.) |
| 49 | Joel Kight | LB | 5-8 | 220 | Fr.-HS | Lithonia, Ga. (King) |

| No. | Name | Pos. | Ht. | Wt. | Yr.-Exp. | Hometown (Previous School) |
|-----|-------------------|------|------|-----|----------|--|
| 51 | Jonathan Cornell | LB | 6-1 | 235 | Jr.-2L | Azusa, Calif. (Bishop Amat) |
| 57 | Jerrell Powe | DT | 6-2 | 330 | Jr.-1L | Waynesboro, Miss. (Wayne County; Hargrave) |
| 63 | Brandon Green | OL | 6-2 | 305 | Sr.-1L | Southaven, Miss. (Southaven; NW Mississippi C.C.) |
| 65 | Mark Jean-Louis | OL | 6-2 | 330 | Sr.-1L | Palm Beach, Fla. (Palm Beach Gardens; Cerritos C.C.) |
| 68 | Preston Powers | LS | 6-1 | 258 | Sr.-3L | Collierville, Tenn. (Briarcrest Christian) |
| 69 | Wesley Phillips | LS | 6-0 | 215 | Jr.-Sq | Madison, Miss. (Madison Central) |
| 70 | Emmanuel McCray | OL | 6-4 | 295 | Fr.-HS | Jackson, Miss. (Forest Hill) |
| 71 | Reid Neely | OL | 6-6 | 320 | Sr.-3L | Jackson, Miss. (Jackson Academy) |
| 72 | Daverin Geraldts | OL | 6-2 | 305 | Sr.-2L | Baton Rouge, La. (Scotlandville Magnet) |
| 73 | Alex Washington | OL | 6-4 | 340 | So.-1L | Monroe, La. (Carroll) |
| 76 | A.J. Hawkins | OL | 6-4 | 305 | Fr.-HS | Lithonia, Ga. (Martin Luther King) |
| 77 | John Jerry | OL | 6-6 | 335 | Sr.-3L | Batesville, Miss. (South Panola; Hargrave) |
| 78 | Bradley Sowell | OL | 6-7 | 305 | So.-1L | Hernando, Miss. (Hernando) |
| 79 | Bobby Massie | OL | 6-6 | 317 | Fr.-HS | Lynchburg, Va. (Liberty Christian Academy; Hargrave) |
| 80 | Gerald Harris | TE | 6-6 | 265 | Sr.-1L | Terrell, Texas (Terrell; Navarro College) |
| 81 | Bryson Rose | K | 6-0 | 193 | Fr.-RS | Raleigh, N.C. (Wakefield) |
| 83 | Ferbia Allen | TE | 6-4 | 240 | Fr.-RS | Pine Bluff, Ark. (Dollarway) |
| 86 | Greg Hardy | DE | 6-5 | 275 | Sr.-3L | Millington, Tenn. (Briarcrest Christian) |
| 87 | Jacarius Lucas | WR | 6-3 | 195 | Sr.-1L | Cleveland, Miss. (East Side; Mississippi Delta C.C.) |
| 89 | Justin Sparks | K-P | 6-2 | 195 | Sr.-2L | Memphis, Tenn. (Briarcrest Christian) |
| 90 | Gerald Rivers | DE | 6-5 | 240 | Fr.-RS | Ellenwood, Ga. (Cedar Grove) |
| 92 | Marcus Tillman | DL | 6-4 | 273 | Sr.-3L | McCall Creek, Miss. (Franklin County) |
| 93 | Joshua Shene | K | 5-9 | 170 | Sr.-3L | Oklahoma City, Okla. (Putman City North) |
| 93 | Justin Smith | DL | 6-3 | 284 | So.-1L | Alpharetta, Ga. (Chattahoochee) |
| 94 | LaMark Armour | DE | 6-2½ | 275 | Sr.-2L | Nashville, Tenn. (Hunters Lane) |
| 95 | Emmanuel Stephens | DE | 6-3 | 255 | Sr.-1L | Houston, Texas (Waltrip; Blinn C.C.) |
| 96 | Andrew Ritter | K | 6-3 | 205 | Fr.-HS | Jackson, Miss. (Jackson Academy) |
| 96 | Lawon Scott | DT | 6-2 | 310 | Jr.-2L | St. Petersburg, Fla. (St. Petersburg) |
| 97 | Tyler Campbell | P | 6-2 | 210 | Fr.-HS | Little Rock, Ark. (Catholic) |
| 99 | Ted Laurent | DT | 6-1 | 303 | Jr.-2L | Powder Springs, Ga. (McEachern) |