



2009 FOOTBALL AUBURN TIGERS



GAME 7

#NR/NR/24 AUBURN (5-1, 2-1 SEC) VS. KENTUCKY (2-3, 0-3 SEC)
OCTOBER 17, 2009 • 6:30 PM CT • TV: ESPNU
JORDAN-HARE STADIUM (87,451) • AUBURN, AL



QUICK FACTS

COACHES

Gene Chizik (Florida, 1985)
Auburn Record.....5-1 (1st year)
vs. Kentucky.....First meeting
Overall Record10-20 (3rd year)
vs. Kentucky.....First meeting

Rich Brooks (Oregon State, 1963)
Kentucky Record 34-44 (7th year)
vs. Auburn0-2
Overall Record125-153-4 (25th year)
vs. Auburn0-2

SERIES

AU leads, 24-5-1
at AuburnAU leads, 12-1
at LexingtonAU leads, 11-4
Neutral sitesAU leads, 1-0-1
at Birmingham, AL.....Series tied, 0-0-1
at Montgomery, ALAU leads, 1-0
Last Meeting.....AU 49, UK 27
.....Nov. 5, 2005 in Lexington, KY
Current Streak.....AU, 15

RANKINGS

AuburnRV AP/RV USA Today/24 Harris
Kentucky.....Not ranked

TELEVISION • ESPN

Eric Collins.....Play-by-play
Brock Huard.....Analyst



RADIO • AUBURN ISP SPORTS NETWORK

The Auburn ISP Sports Network provides radio coverage to over 50 stations that cover the Southeast. Rod Bramblett (play-by-play), Stan White (color), Quentin Riggins (sideline), Paul Ellen (studio) and Andy Burcham (locker room) provide gameday analysis.

SATELLITE RADIO.....XM Channel 200
LOCALLY.....WKKR-FM (97.7)

INTERNET

Live audio & statswww.auburntigers.com

THE GAME

After a pair of SEC road contests, Auburn returns home to host Kentucky Saturday at 6:30 p.m. CT in the first meeting between the schools since 2005. The game will be televised by ESPNU.

AUBURN HEADLINES

- ▶ Auburn has won 15 straight games against Kentucky, with the Wildcats' last victory in the series coming in 1966.
- ▶ Auburn is 19-3 in home night games since the start of the 2000 season, including a 4-0 record this year.
- ▶ Auburn has won 12 consecutive games at Jordan-Hare Stadium with Gene Chizik on the coaching staff.
- ▶ Auburn is fifth in the nation in total offense (489.8), seventh in rushing offense (251.8) and 10th in scoring offense (38.3).
- ▶ Auburn has already scored 230 points this season, which is 22 more than the Tigers scored all of last year.
- ▶ Auburn is tied for 15th nationally in first downs (22.7) and has had at least 20 in five of six games.
- ▶ Auburn is tied for 15th in the nation in turnover margin (+1.0), and is tied for eighth in interceptions (nine) and tied for 14th in turnovers forced (14).
- ▶ Auburn has come from behind to win in four of its five games this season.
- ▶ Ben Tate leads the SEC and ranks eighth nationally in rushing (120.7), and has four 100-yard rushing games this season.
- ▶ Tate ranks eighth in school history in rushing (2,683 yards) and needs just 128 more to crack the top five.
- ▶ Chris Todd has 12 touchdown passes this season. Last year, Auburn had just seven touchdown passes as a team during the entire season.
- ▶ Todd ranks 11th in the nation in yards per completion (14.20), tied for 14th in touchdown passes (12) and 20th in passing efficiency (149.45).
- ▶ Sophomore Darvin Adams and junior Terrell Zachery have combined for 40 catches for 716 yards and nine touchdowns. They entered this season with a combined five catches for 42 yards and no scores.
- ▶ Wes Byrum ranks tied for second nationally in field goal percentage (91.7) among kickers who have attempted at least eight field goals.

AUBURN (5-1, 2-1 SEC)

| Date | Opponent | Score/Time |
|----------|-------------------------|------------------|
| Sept. 5 | LOUISIANA TECH [ESPNU] | W, 37-13 |
| Sept. 12 | MISSISSIPPI STATE [FSS] | W, 49-24 |
| Sept. 19 | WEST VIRGINIA [ESPN2] | W, 41-30 |
| Sept. 26 | BALL STATE [FSS] | W, 54-30 |
| Oct. 3 | at Tennessee [ESPN] | W, 26-22 |
| Oct. 10 | at Arkansas [ESPN] | L, 23-44 |
| Oct. 17 | KENTUCKY [ESPNU] | 6:30 p.m. |
| Oct. 24 | at LSU [ESPN/ESPN2] | 6:30 p.m. |
| Oct. 31 | OLE MISS | TBA |
| Nov. 7 | FURMAN (HC) | TBA |
| Nov. 14 | at Georgia | TBA |
| Nov. 27 | ALABAMA [CBS] | 1:30 p.m. |

All times Central

KENTUCKY (2-3, 0-3 SEC)

| Date | Opponent | Score/Time |
|----------------|------------------------------------|------------------|
| Sept. 5 | at Miami (Ohio) [ESPN] | W, 42-0 |
| Sept. 19 | LOUISVILLE [ESPN] | W, 31-27 |
| Sept. 26 | #1/1 FLORIDA [ESPN2] | L, 7-41 |
| Oct. 3 | ALABAMA [SEC Net] | L, 20-38 |
| Oct. 10 | at #25/NR/NR S. Carolina [FSN] | L, 26-28 |
| Oct. 17 | at #NR/NR/24 Auburn [ESPNU] | 6:30 p.m. |
| Oct. 24 | LA.-MONROE [FSS] | 6 p.m. |
| Oct. 31 | MISSISSIPPI STATE | TBA |
| Nov. 7 | EASTERN KENTUCKY | TBA |
| Nov. 14 | at Vanderbilt | TBA |
| Nov. 21 | at Georgia | TBA |
| Nov. 28 | TENNESSEE | TBA |

All times Central

Game 7 • Kentucky at Auburn • Oct. 17, 2009 • 6:30 p.m. • Jordan-Hare Stadium • Auburn, Ala.

2009 Auburn Football Game Notes

STATISTICAL COMPARISON

AUBURN VS. KENTUCKY

| | AU | UK |
|-----------------------|-------|-------|
| Points Scored | 38.3 | 25.2 |
| Total Offense | 489.8 | 334.8 |
| First Downs | 22.7 | 19.0 |
| Rushing Yards | 251.8 | 167.4 |
| Passing Yards | 238.0 | 167.4 |
| Time of Possession | 27:53 | 29:49 |
| 3rd Down Pct. | 44% | 42% |
| Points Allowed | 27.2 | 26.8 |
| Yards Allowed | 369.3 | 354.8 |
| Rushing Yards Allowed | 164.7 | 177.8 |
| Passing Yards Allowed | 204.7 | 177.0 |

STATISTICAL LEADERS

RUSHING YARDS

| AUBURN | KENTUCKY |
|-----------------------|------------------------|
| Ben Tate.....724 | Derrick Locke333 |
| Onterio McCalebb..439 | Randall Cobb130 |
| Mario Fannin107 | Alfonso Smith.....121 |
| Kodi Burns90 | Moncell Allen103 |

PASSING YARDS

| AUBURN | KENTUCKY |
|----------------------|-----------------------|
| Chris Todd1363 | Mike Hartline.....792 |
| Kodi Burns46 | Will Fidler45 |

RECEPTIONS

| AUBURN | KENTUCKY |
|------------------------|-----------------------|
| Darvin Adams25 | Randall Cobb23 |
| Mario Fannin21 | Chris Matthews.....15 |
| Terrell Zachery.....15 | Derrick Locke14 |
| Ben Tate.....11 | Two tied with5 |

POINTS SCORED

| AUBURN | KENTUCKY |
|-----------------------|-----------------------|
| Wes Byrum60 | Randall Cobb36 |
| Darvin Adams30 | Lones Seiber30 |
| Four tied with.....24 | Derrick Locke24 |

TACKLES

| AUBURN | KENTUCKY |
|-----------------------|-------------------------|
| Craig Stevens55 | Micah Johnson38 |
| Josh Bynes.....51 | Winston Guy.....35 |
| Neiko Thorpe.....41 | Calvin Harrison34 |
| Zac Etheridge35 | Sam Maxwell27 |
| Daren Bates.....30 | Danny Trevathan24 |

INTERCEPTIONS

| AUBURN | KENTUCKY |
|-----------------------|-------------------|
| Walter McFadden.....2 | Sam Maxwell.....2 |

SACKS

| AUBURN | KENTUCKY |
|--------------------------|-----------------------|
| Antonio Coleman2.5 | DeQuin Evans3.0 |
| Mike Blanc.....2.5 | Corey Peters3.0 |

AUBURN-KENTUCKY SERIES NOTES

Auburn has won 15 consecutive games in the series ... The Tigers' last loss to the Wildcats was a 17-7 decision in 1966 in Lexington ... Auburn has scored at least 41 points in each of the last four meetings, and has scored more than 30 points in 10 of the last 15 games ... In the last seven meetings, Auburn has totaled 27 rushing touchdowns and six passing touchdowns ... Auburn has rushed for at least 127 yards in all 15 games during the winning streak, while Kentucky has reached that total just five times during the streak.

KENTUCKY QUICK HITTEES

Kentucky dropped its third straight decision with a close 28-26 loss at South Carolina last Saturday to drop to 2-3 ... The Wildcats have 837 yards rushing and 837 yards passing this year, and have allowed 889 yards rushing and 885 yards passing ... Kentucky also has 2,496 all-purpose yards and has allowed 2,496 all-purpose yards ... Randall Cobb is second in the SEC in receptions per game (4.6) and sixth in receiving yards per game (62.0) ... Cobb is second in the SEC in punt returns (10.5) and Derrick Locke is third in the SEC and eighth nationally in kickoff returns (32.1) ... Locke leads the SEC in all-purpose yards (169.6) while Cobb is fifth (130.8) ... Corey Peters had 2.5 sacks against South Carolina ... Lones Seiber is Kentucky's all-time leading scorer and has made his last five field goal attempts.

BIG DAYS IN THE PAST

Over the years several Auburn players have rung up big individual days against Kentucky. Following is a look back through the AU history books at some of the top individual performances against the Wildcats.

1955: Former Auburn Governor and Tiger running back Fob James scored on a 68-yard run in a 14-14 tie in Birmingham.

1959: James Pettus returns a kickoff 88 yards for a TD in a 33-0 Auburn win.

1961: John McGeever went 82 yards with a blocked kick for a TD in Kentucky's lone win at Auburn.

1967: Loran Carter and Freddie Hyatt connected on a 70-yard TD pass in a 48-7 win in Auburn.

1969: Pat Sullivan set an Auburn record with four touchdown passes in a 44-3 win at Jordan-Hare Stadium.

1970: Wallace Clark rushed for 167 yards on 13 carries in a 33-15 AU win in Lexington.

1970: Pat Sullivan hit Terry Beasley for a 73-yard TD pass in Auburn's 33-15 win.

1971: Pat Sullivan passed for 253 yards in a 25-16 AU victory at Jordan-Hare Stadium.

1971: Terry Beasley hauled in nine Sullivan passes for 194 yards and a TD in the same 25-16 win.

1975: Clyde Baumgartner and Jeff Gilligan hooked up on a 72-yard scoring pass in a 15-9 win in Lexington.

1982: Al Del Greco kicked a school record six field goals at Jordan-Hare Stadium in an 18-3 Auburn victory.

2004: Carnell Williams ran for 149 yards and two scores on only 17 carries during a 42-10 Auburn win at Jordan-Hare Stadium.

2005: Auburn nearly has three 100-yard rushers, as Tristan Davis (162 yards on eight carries), Kenny Irons (103) and Tre Smith (99) help Auburn amass 388 yards on the ground.

KENTUCKY TIGERS

Two members of the Auburn team played their high school ball in Kentucky. Senior quarterback Chris Todd led Elizabethtown to the 2003 Kentucky Class 2A State Championship game as a junior, while defensive back Gabe Barrett played for George Rogers Clark in Winchester.

ALABAMA WILDCATS

Two members of the Kentucky squad are from the state of Alabama. Freshman running back Jonathan George is from Lincoln and sophomore offensive lineman Jake Lanefski is from Mobile.

AU-UK CONNECTIONS

► Kentucky running backs coach Larry Brinson was the running backs coach at Rice in 1995 when Auburn offensive line coach Jeff Grimes was an offensive and defensive graduate assistant coach.

► Kentucky offensive coordinator/quarterbacks coach Randy Sanders held the same position at Tennessee in 2004-05 when Auburn assistant head coach/wide receivers coach Trooper Taylor was the Vols' running backs coach.

ON THIS DATE

Auburn has an all-time record of 10-5-1 on Oct. 17, but has lost two straight, both to Florida (1998 and 1992). Auburn's biggest games on Oct. 17 have come against Georgia Tech. In 1953, No. 6 Tech beat No. 19 Auburn, 36-6, but Auburn won the next two battles of ranked teams against the Yellow Jackets. No. 11 Auburn knocked off No. 4 Georgia Tech, 7-6, in 1959, and in 1970, the No. 8 Tigers won 31-7 against the No. 16 Yellow Jackets.

IN OCTOBER

Auburn, which earlier this season concluded its sixth consecutive winning month of September, is 289-148-18 (.655) all-time in the month of October. The Tigers are 24-10 (.706) in their last 34 games in October.

2009 Auburn Football Game Notes

JORDAN-HARE STADIUM

Now celebrating its 70th year as home to the Auburn football team, Jordan-Hare Stadium is the nation's 10th-largest on-campus stadium, with a capacity of 87,451 fans. The Tigers, who set a school record by averaging 86,915 fans last season, are 269-67-7 (.794) all-time at Jordan-Hare Stadium.

Auburn has had nine straight winning seasons at Jordan-Hare Stadium, posting a mark of 55-13 (.809) at home since the 2000 season. The Tigers were undefeated at home during two of those seasons, going 7-0 in both 2000 and 2004.

UNDER THE LIGHTS AT JORDAN-HARE

Auburn has been tough to beat in night games at Jordan-Hare Stadium, including victories this season over each of its first four opponents. The Tigers have accumulated a record of 19-3 since the 2000 season in home games starting at 6 p.m. or later. That stretch includes a 4-1 record against ranked opponents, with wins over No. 1 Florida in 2001, No. 2 Florida in 2006, No. 7 Tennessee in 2003 and No. 14 Georgia in 2000.

WHAT A DIFFERENCE A YEAR MAKES

Auburn has 2,939 yards of offense in six games this year, which is 237 more than the Tigers had in their first nine games combined last year (2,702). Auburn would need to average just 116 yards per game over the final six regular-season contests to match last year's total of 3,635.

The Tigers have shown drastic improvement in every offensive category this season. Averages and NCAA rankings from major offensive categories are shown below:

| | 2009 | 2008 |
|------------------|--------------|---------------|
| Scoring | 38.3 (10th) | 17.3 (T110th) |
| Total offense | 489.8 (5th) | 302.9 (104th) |
| Rushing offense | 251.8 (7th) | 137.5 (69th) |
| Passing offense | 238.0 (41st) | 165.4 (99th) |
| First downs | 22.7 (T15th) | 16.5 (102nd) |
| Red zone offense | 91.3 (T24th) | 57.1 (119th) |

RECORD-SETTING SCORING RUN

Auburn ranks 10th nationally in scoring offense at 38.3 points per game, and more impressively, Auburn has already scored more points in the first six games of this season than it did in all 12 games last season. Auburn scored 208 points last year, and already has 230 this season.

Auburn scored 40+ points in three straight games against Mississippi State, West Virginia and Ball State, marking the first time the Tigers have ever scored 40 or more points in three consecutive contests.

OFFENSE KEEPS ON ROLLING

Auburn ranks fifth nationally in total offense, averaging 489.8 yards per game. The Tigers started the season with back-to-back games of more than 500 yards, totaling 556 yards

in the season opener against Louisiana Tech and 589 yards in the SEC opener against Mississippi State. It marked the first time Auburn had back-to-back games with at least 500 yards of offense since 1970, when the Tigers had 566 yards against Florida and 664 against Mississippi State.

Auburn totaled 400 yards Sept. 19 against West Virginia, 560 yards Sept. 26 against Ball State and 459 yards Oct. 3 at Tennessee. It marked the first time Auburn had five straight games with at least 400 yards of offense since games 6-10 of the 1994 season.

GAINING GROUND

Auburn ranks seventh nationally in rushing offense, averaging 251.8 yards per game. The Tigers collected 301 yards rushing against Louisiana Tech in the season opener before running for 390 yards against Mississippi State the following week. The last time Auburn had back-to-back games with at least 300 yards rushing was in 1985, when Auburn had three straight games with more than 300 yards rushing (Ole Miss, 438; Florida State, 413; Georgia Tech, 377).

BIG MAN TATE

Running back Ben Tate is having a stellar senior season, leading the SEC and ranking eighth nationally averaging 120.7 yards per game. Tate has four 100-yard rushing games this season, which is the most by an Auburn player since Kenny Irons had eight in 2005. Tate has also added 11 catches for 66 yards and four kick returns for 121 yards (30.2 yards per return). His average of 151.8 all-purpose yards per game ranks 21st nationally. He has already surpassed his rushing total from last year, when he led the team with 664 yards rushing.

Tate ranks eighth in Auburn history with 2,683 career rushing yards. He needs just 128 more to crack the top five.

DYNAMIC DUO

Ben Tate isn't the only Auburn running back excelling this season, as freshman Onterio McCalebb is sixth in the SEC averaging 73.2 yards rushing per game. McCalebb also ranks sixth in the SEC in all-purpose yards, averaging 128.3, and is 10th in the league in kickoff return average (24.7).

BIG PLAYS

Auburn has demonstrated a knack for making big plays this year, with nine plays of at least 46 yards, including six of at least 60. Chris Todd has thrown passes of 93, 65 and 46 yards to Terrell Zachery and 82 yards to Mario Fannin. Onterio McCalebb has runs of 62 and 48 yards, Ben Tate and Zachery both have runs of 60 yards and Neil Caudle had a 52-yard scamper. Last season, Auburn had just four plays all year that covered at least 46 yards, and none that went for 60.

SEC SUCCESS

Auburn has won 30 of its last 43 Southeastern Conference games and 31 of its last 44 games against SEC schools, including the 2004 SEC Championship game victory over Tennessee. Auburn's success against conference schools dates back beyond 2004, as since the start of the 2000 season, the Tigers have the fourth best record among the 12 league schools in regular season conference games, just 1.5 games out of second. The following are the combined conference records of the 12 SEC schools from 2000-08.

| | W-L | Pct. |
|-------------------|--------------|-------------|
| Florida | 56-19 | .747 |
| Georgia | 53-23 | .697 |
| LSU | 53-23 | .697 |
| Auburn | 51-24 | .680 |
| Tennessee | 48-27 | .640 |
| Alabama | 41-34 | .547 |
| South Carolina | 36-39 | .480 |
| Arkansas | 35-40 | .467 |
| Ole Miss | 30-45 | .400 |
| Mississippi State | 18-57 | .240 |
| Kentucky | 17-58 | .227 |
| Vanderbilt | 13-62 | .173 |

TIGERS SINCE 2000

Since the start of the 2000 season, Auburn has one of the best records in all of the Football Bowl Subdivision. The Tigers' record of 85-35 (.708) ranks 12th among all 120 programs. The list of the top 20 programs since 2000 in terms of winning percentage follows:

| | W-L | Pct. |
|--------------------|--------------|-------------|
| 1. Boise State | 103-17 | .858 |
| 2. Texas | 102-18 | .850 |
| 3. Oklahoma | 105-21 | .833 |
| 4. USC | 97-23 | .808 |
| 5. Ohio State | 96-24 | .800 |
| 6. LSU | 95-28 | .772 |
| 7. Georgia | 93-29 | .762 |
| 8. Florida | 92-29 | .760 |
| 9. TCU | 88-28 | .759 |
| 10. Virginia Tech | 94-30 | .758 |
| 11. Miami (Fla.) | 86-30 | .741 |
| 12. Auburn | 85-35 | .708 |
| 13. Utah | 80-34 | .702 |
| 14. Oregon | 82-36 | .695 |
| 15. Boston College | 84-37 | .694 |
| 16. West Virginia | 81-36 | .692 |
| 17. Louisville | 80-36 | .690 |
| 18. Michigan | 80-38 | .678 |
| 19. Wisconsin | 81-41 | .664 |
| 20. Florida State | 80-41 | .661 |
| Texas Tech | 80-41 | .661 |

2009 Auburn Football Game Notes

AUBURN IN 2009 BY THE NUMBERS

| CATEGORY | 2009 |
|---|------|
| Record..... | 5-1 |
| SEC | 2-1 |
| West | 1-1 |
| East..... | 1-0 |
| Non-Conference | 3-0 |
| Home | 4-0 |
| Away | 1-1 |
| Neutral | 0-0 |
| Day | 0-1 |
| Night (6 p.m. or later) | 5-0 |
| TV Games | 5-1 |
| CBS..... | 0-0 |
| ESPN | 1-1 |
| ESPN2 | 1-0 |
| ESPNU..... | 1-0 |
| FSN..... | 2-0 |
| Scoring First..... | 3-0 |
| Opponent Scoring First | 2-1 |
| Leading at Half | 4-0 |
| Trailing at Half | 1-1 |
| Tied at Half | 0-0 |
| Leading after Third..... | 4-0 |
| Trailing after Third | 1-1 |
| Tied after Third | 0-0 |
| Overtime Games | 0-0 |
| Scoring fewer than 20 pts. | 0-0 |
| Scoring 20+ points | 5-1 |
| Scoring 30+ points | 4-0 |
| Allowing fewer than 20 pts..... | 1-0 |
| Allowing 20+ points | 4-1 |
| Allowing 30+ points | 2-1 |
| Rushing for less than 100 yds..... | 0-0 |
| Rushing for 100+ yds..... | 5-1 |
| Rushing for 200+ yds..... | 4-1 |
| Passing for 200+ yds. | 4-0 |
| Passing for 300+ yds. | 2-0 |
| Totaling less than 300 yds..... | 0-0 |
| 300+ yds. of total offense | 5-1 |
| 400+ yds. of total offense | 5-0 |
| Allowing less than 100 yds. rushing..... | 1-0 |
| Allowing less than 300 yds. total off. | 3-0 |
| Allowing 300+ yds. total offense | 2-1 |
| Having 100-yd. rusher | 3-1 |
| Opp. have 100-yd. rusher..... | 1-1 |
| No turnovers | 2-0 |
| Fewer than 3 turnovers | 5-0 |
| 3 or more turnovers | 0-1 |
| No takeaways | 0-0 |
| Fewer than 3 takeaways | 4-1 |
| 3 or more takeaways | 1-0 |
| More than 30:00 of possession | 2-0 |
| Less than 30:00 of possession | 3-1 |

TODD TERRIFIC

Senior quarterback Chris Todd is off to a blazing start this season. He has established a career high in passing yards three times already this year, first with 255 yards against Louisiana Tech, then with 284 yards against West Virginia, then with 287 yards against Ball State. He also threw for what was then a career-best four scores against the Mountaineers, before tying the school record with five the next week against Ball State. Daniel Cobb is the only other Auburn player to throw for five scores, doing it in an overtime game against Louisiana Tech in 2001.

Todd is the first Auburn quarterback in history to throw at least four touchdown passes in consecutive games, and his nine TD passes in a two-week span were two more than Auburn had as a team during the entire 2008 season.

Todd ranks 11th in the nation in yards per completion (14.20) and 20th nationally in passing efficiency (149.45). His 12 touchdown passes are tied for 14th most in the NCAA.

| Year | Cmp-Att-Int | Pct. | Yds | TD | Eff. |
|------|-------------|------|------|----|--------|
| 2008 | 86-156-6 | 55.1 | 903 | 5 | 106.64 |
| 2009 | 96-166-1 | 57.8 | 1363 | 12 | 149.45 |

FROM A TO Z

Sophomore Darvin Adams and junior Terrell Zachery were a pair of unknown wide-outs prior to the season, but both have had breakout seasons. Adams leads the team in catches (25), receiving yards (387) and touchdown receptions (five), while Zachery has 15 grabs for 329 yards (21.9 ypc) and four touchdowns. The duo entered this season with a combined five catches for 42 yards during the course of their careers.

Adams caught three touchdown passes against West Virginia, becoming the first Tiger to haul in at least three scores in a game since Alexander Wright caught four TD passes against Pacific in 1989. Zachery's four TD receptions have averaged 53.8 yards this year, including a school-record 93-yarder.

THE LONG AND SHORT OF IT

Auburn's offense has excelled at both striking quickly and putting together sustained drives. The Tigers have had 17 scoring drives that used less than two minutes on the clock, including 14 that resulted in touchdowns. In 12 games last year, Auburn had just 10 scoring drives that took less than two minutes, and only six of those ended with touchdowns.

The Tigers also already have seven scoring drives of at least 10 plays this season, including three that took 13 plays. Last year, Auburn only had two scoring drives all season that used at least 13 plays.

FIRST DOWN FLURRY

Auburn is currently tied for 15th nationally in first downs per game, averaging 22.7. The Tigers have had at least 20 first downs in five of six games this year, including 29 against Mississippi State and 27 against Louisiana Tech. Last season, Auburn only reached 20 first downs in a game twice all year, with a high of 26 against UT Martin. Auburn had not had as many as 27 first downs in a game since collecting 28 at Arkansas in 2005, and the last time Auburn had at least 29 first downs was in the 2004 SEC Championship game against Tennessee.

O-LINE PAVES THE WAY

Much of Auburn's offensive success can be attributed to the Tigers' offensive linemen. Tackles Andrew McCain and Lee Ziemba, guards Mike Berry and Byron Isom and center Ryan Pugh have a combined 87 starts under their belt. They have not only helped Auburn rank among the national leaders in scoring offense, total offense and rushing, but have allowed just five quarterback sacks this season, which leads the SEC and is tied for 13th nationally. Virtually the same group last year surrendered 21 sacks.

CONSISTENCY COUNTS

Auburn's offense has not only been explosive, it has been consistent. The Tigers have scored at least once in 22 of 24 quarters this season, and started the season by scoring in the first 20 quarters of the year. Auburn has scored a touchdown in 18 of the 24 quarters played this year, including a streak of 14 in a row earlier this year.

GOING FOR SIX IN THE RED ZONE

Auburn's offense has been efficient in the red zone, as the Tigers have not only scored on 21 of 23 possessions in the red zone (91.3), which ranks tied for 24th in the nation, but 16 of the 21 scores have been touchdowns. Auburn's TD percentage of 69.6 ranks third in the SEC behind only Arkansas and Ole Miss. Nine of the scores have come on the ground and seven through the air.

BUSINESS AS UNUSUAL FOR MALZAHN

Auburn's gaudy offensive numbers are nothing new to first-year offensive coordinator Gus Malzahn. His Tulsa teams led the nation in total offense in both 2007 (543.9 yards) and 2008 (569.9). Last year's Tulsa team also led the country in third-down conversions (57.0 pct.) and yards per play (7.27). Two of the three previous college squads that he coached finished in the top 10 in the nation in rushing, as the 2008 Tulsa team ranked fifth (268.0 yards) and his 2006 Arkansas squad was fourth (228.5).

In the last three seasons, his teams have reached at least 400 yards of offense in 30 of 34 games (88.2 percent).

2009 Auburn Football Game Notes

BYRUM ON TARGET

Junior Wes Byrum has excelled during his junior season, connecting on 11-of-12 field goals and all 27 extra point attempts. Among kickers who have attempted at least eight field goals, Byrum's percentage of .917 ranks tied for second nationally. Byrum, who ranks fifth in school history with 39 career made field goals, is second in the SEC with 12 field goals and tied for second in scoring with 60 points. He made a career-high four field goals in a 26-22 win at Tennessee, earning SEC Special Teams Player of the Week honors.

DEFENSE HOLDING TOUGH

It's easy to overlook the job Auburn's defense has done because of the offensive output, but the unit has helped Auburn to a 5-1 start despite a rash of injuries.

The Tigers have managed despite missing projected starters or second-stringers S Mike McNeil, CB Aairon Savage, LB Spencer Pybus and DE Nosa Egaue for all six games, DE Antonio Carter, DL Zach Clayton and DB D'Antoine Hood for three games each and LB Eltoro Freeman for two games.

TURNOVERS TELL THE TALE

Auburn currently is tied for 15th in the nation in turnover margin, with a margin of +1.0 per game. The Tigers have forced 14 turnovers in their first six games and committed just eight. As a result of that differential, Auburn has scored 48 points off of opponent turnovers, and allowed just 30 points.

TOTALING THE TAKEAWAYS

Auburn ranks tied for eighth in the nation with nine interceptions and tied for 14th with 14 total turnovers forced. Last year, Auburn had just 11 interceptions during the entire season and forced 18 turnovers in 12 games. The Tigers have spread the wealth, with eight different players grabbing interceptions. Auburn picked off five passes against West Virginia, marking the first time since 2004 (at Tennessee) that Auburn intercepted five passes in a game. Antonio Coleman and Josh Bynes have both collected interceptions and recovered fumbles this season.

JUNIOR LINEBACKERS LEAD DEFENSE

A pair of experienced junior linebackers have stepped up to lead Auburn defensively this season. Craig Stevens leads the team and ranks third in the SEC with 55 tackles, while Josh Bynes is fifth with 51. Last year Stevens had 54 tackles all season, and Bynes had 53. Both players have also recorded interceptions, while Stevens leads the team with 5.0 tackles for loss and Bynes recorded a safety against Ball State. Stevens has recorded double-digit tackles in three of his last four games, including a career high 12 at Arkansas.

COLEMAN MAKES AN IMPACT

Antonio Coleman, a first-team preseason All-SEC selection, has 19 tackles including 4.5 tackles for loss, 2.5 sacks, an interception which he returned for a touchdown against Mississippi State and a fumble recovery. Coleman ranks tied for sixth in school history with 17.0 career sacks.

CHIZIK'S STREAK

Gene Chizik won his first five games as head coach at Auburn, which made him a part of 20 consecutive victories as a member of the Auburn coaching staff. His final season as Auburn's defensive coordinator was during the Tigers' 13-0 2004 season, and Auburn also won its final two games in 2003. The 20 straight victories matches the longest winning streak by any Auburn head coach or assistant coach in school history.

Chizik, who has seen 12 straight wins at Jordan-Hare Stadium, is just the third coach in Auburn history to win his first five games as head coach. Terry Bowden won his first 20 games from 1993-94, and Mike Donahue went 5-0 in 1904 before losing the 1905 season opener.

Chizik also became just the third SEC coach since the conference expanded in 1992 to win his first five games, joining Bowden and Houston Nutt, who won his first eight games at Arkansas.

YOUNG GUNS GET FIRST ACTION

A whopping 31 Auburn players have played in their first career games as Tigers so far this season. The list of first-timers included: DB Gabe Barrett, DB Daren Bates, DB T'Sharvan Bell, WR DeAngelo Benton, WR Emory Blake, OL Jorell Bostrom, LB Watson Downs, LB Jonathan Evans, DL Nick Fairley, LB Eltoro Freeman, DE Dee Ford, LB Harris Gaston, WR Anthony Guley, DS Josh Harris, DE Robert Hill, RB Davis Hooper, DL Chris Humphries, TE Philip Lutzenkirchen, DL Derrick Lykes, RB Onterio McCalebb, DB Ikeem Means, OL Andrew Parmer, DB Blake Poole, LB Ashton Richardson, OL Darrell Roseman, WR Travante Stallworth, OL John Sullen, DL Jamar Travis, DB Demond Washington, WR Jay Wisner and TE Bailey Woods.

In addition, 12 players have made their first career starts: WR Darvin Adams, DB Daren Bates, OL Bart Eddins, DL Nick Fairley, LB Eltoro Freeman, LB Adam Herring, OT Andrew McCain, RB Onterio McCalebb, DL Jake Ricks, RB Eric Smith, OL John Sullen and WR Terrell Zachery.

SEC STANDINGS

Eastern Division

| | SEC | | Overall | |
|----------------|-----|---|---------|---|
| | W | L | W | L |
| Florida | 3 | 0 | 5 | 0 |
| South Carolina | 2 | 1 | 5 | 1 |
| Georgia | 2 | 2 | 3 | 3 |
| Tennessee | 1 | 2 | 3 | 3 |
| Kentucky | 0 | 3 | 2 | 3 |
| Vanderbilt | 0 | 3 | 2 | 4 |

Western Division

| | SEC | | Overall | |
|-------------------|-----|---|---------|---|
| | W | L | W | L |
| Alabama | 3 | 0 | 6 | 0 |
| LSU | 3 | 1 | 5 | 1 |
| Auburn | 2 | 1 | 5 | 1 |
| Arkansas | 1 | 2 | 3 | 2 |
| Ole Miss | 1 | 2 | 3 | 2 |
| Mississippi State | 1 | 2 | 2 | 4 |

THIS WEEK'S SCHEDULE

Saturday, Oct. 17

Georgia at Vanderbilt, 11:21 am CT [SEC Net]
 Miss. St. at Middle Tenn. St., 12:30 pm ET [ESNU]
 Arkansas at Florida, 3:30 pm ET [CBS]
 UAB at Ole Miss, 6 pm CT [FSS]
 Kentucky at Auburn, 6:30 pm CT [ESPNU]
 South Carolina at Alabama, 6:45 pm CT [ESPN]

LAST WEEK'S RESULTS

Saturday, Oct. 10

ARKANSAS 44, Auburn 23
 ARMY 16, Vanderbilt 13 (OT)
 TENNESSEE 45, Georgia 19
 SOUTH CAROLINA 28, Kentucky 26
 Houston 31, MISSISSIPPI STATE 24
 Alabama 22, OLE MISS 3
 Florida 13, LSU 3

Home team in CAPS

COACHING STAFF ASSIGNMENTS

Jay Boulware: TE (Field)
 Jeff Grimes: OL (Field)
 Phillip Lolley: CB (Press Box)
 Curtis Luper: RB/Recruit. Coord. (Press Box)
 Gus Malzahn: OC/QB (Field)
 Tracy Rucker: DL (Field)
 Ted Roof: DC/LB (Field)
 Trooper Taylor: Asst. HC/WR (Field)
 Tommy Thigpen: Safeties (Field)

2009 Auburn Football Game Notes

AUBURN IN THE SEC/NCAA STATS

(Through games played 10/10)

| TEAM | SEC | NCAA |
|--------------------------------------|------|-------|
| Total Offense (489.8) | 1st | 5th |
| Sacks Allowed (0.8) | 1st | T13th |
| Rushing Offense (251.8) | 2nd | 7th |
| Scoring Offense (38.3) | 2nd | 10th |
| First Downs (22.7) | 2nd | T15th |
| Third-Down Conversions (43.5) | 2nd | 35th |
| Passing Offense (238.0) | 2nd | 41st |
| Turnover Margin (+1.0) | 3rd | T15th |
| Pass Efficiency (146.85) | 3rd | 24th |
| Red Zone Offense (91.3) | 5th | T24th |
| Pass Def. Efficiency (109.95) | 7th | 30th |
| Penalties (56.8) | 7th | 63rd |
| Sacks By (1.8) | 8th | T63rd |
| Net Punting (34.4) | 8th | 82nd |
| Kickoff Return Defense (25.2) | 8th | 106th |
| Pass Defense (204.7) | 9th | 49th |
| Kickoff Returns (22.4) | 9th | 55th |
| Total Defense (369.3) | 9th | 67th |
| Tackles For Loss (5.0) | 9th | T80th |
| Punt Returns (4.2) | 9th | 107th |
| Opponent 3rd-Down Conv. (38.6) | 10th | 64th |
| Scoring Defense (27.2) | 10th | 82nd |
| Rushing Defense (164.7) | 10th | 84th |
| Time Of Possession (27:53) | 10th | 102nd |
| Opponent First Downs (20.3) | 12th | T87th |
| Red Zone Defense (95.7) | 12th | 116th |

INDIVIDUAL

| | SEC | NCAA |
|--|-------|-------|
| B. Tate, Rushing (120.7) | 1st | 8th |
| W. Byrum, Field Goals (1.8) | 2nd | T8th |
| W. Byrum, Scoring (10.0) | T2nd | T13th |
| C. Todd, Passing Eff. (149.45) | 3rd | 20th |
| B. Tate, All-Purpose Yards (151.8) | 3rd | 21st |
| C. Stevens, Tackles (9.2) | 3rd | T39th |
| C. Todd, Total Offense (219.2) | 4th | 56th |
| J. Bynes, Tackles (8.5) | 5th | T61st |
| D. Adams, Receiving Yards (64.5) | 5th | T70th |
| O. McCalebb, All-Purpose Yards (128.3) | 6th | 52nd |
| O. McCalebb, Rushing (73.2) | 6th | 67th |
| D. Adams, Receptions (4.2) | T6th | -- |
| C. Durst, Punting (41.0) | 7th | 54th |
| W. McFadden, Interceptions (0.33) | T7th | T74th |
| O. McCalebb, Kickoff Returns (24.7) | 10th | 49th |
| T. Zachery, Receiving Yards (54.8) | 10th | -- |
| M. Fannin, Receptions (3.5) | T10th | -- |

FRESH FACES

Auburn has had 19 freshmen (14 true, five redshirt) play this season. Three true freshmen have earned starts this season, including safety Daren Bates, who has started all six games. Running back Onterio McCalebb and offensive guard John Sullen have started one game each. The 14 true freshmen that have played include: Bates, McCalebb, Sullen, WR DeAngelo Benton, WR Emory Blake, LB Jonathan Evans, DE Dee Ford, LB Harris Gaston, WR Anthony Gulley, TE Philip Lutzenkirchen, DB Ikeem Means, DB Blake Poole, WR Travante Stallworth and DL Jamar Travis.

COMEBACK KIDS

Auburn has had to come from behind in four of its five victories, including a fourth-quarter comeback to defeat West Virginia Sept. 19. The Tigers trailed Louisiana Tech, 7-3, late in the first quarter before pulling away for a 37-13 victory. Auburn fell behind Mississippi State, 17-14, late in the second quarter before storming back for a 49-24 victory. Against the Mountaineers, Auburn trailed by 14-0 less than five minutes in, and 21-10 at the end of the first quarter. West Virginia still led 30-27 entering the fourth quarter before Auburn ended the game on a 14-0 run. The Tigers trailed Ball State 7-0 in the first quarter before scoring the game's next 30 points.

IRON MEN

Of Auburn's 12 seniors, eight have seen time in at least 30 games during their careers, including five with at least 40 games under their belt. Tommy Trott leads the group, having played in 45 career games, including 43 of a possible 44 over the past four seasons. Gabe McKenzie is the only player who has played in all 44 games over the past three seasons. Antonio Coleman is next with 43 games played, followed by Walter McFadden (42 games), Ben Tate (40), Jake Ricks (37) and Andrew McCain (33).

STARTS STREAK

Junior Lee Ziemba has the longest staring streak on the Auburn squad, having started all 31 games over the past three seasons. Only three other players have starting streaks that date back to the 2007 season. Juniors Zac Etheridge and Ryan Pugh both have started 21 straight contests, while junior Craig Stevens has 19 straight starts under his belt.

Two other players have started every game since the start of the 2008 season: senior Walter McFadden and juniors Michael Goggans.

30+ POINTS EQUALS VICTORY

Auburn has won 53 consecutive games when scoring 30 or more points. The last time the Tigers lost when registering at least 30 points was a 56-49, four overtime loss to Georgia in

1996. In the last 23 years, Auburn is 122-2 when scoring 30 points.

WHEN SCORING 20+ POINTS

In the last 10 seasons, Auburn is 76-9 (.894) when scoring 20 or more points in a game. Dating back to the start of the 1993 season, Auburn is 119-16-1 (.879) when scoring 20 or more points in a game.

WINNING THE CLOSE ONES

Auburn has had a knack for winning close games in recent seasons. Since the 2003 Capitol One Bowl, Auburn is 19-9 in games decided by seven points or less, even after posting just a 2-4 record in such games during the 2008 season. Nine of the 19 wins were by three points or less, with just four losses coming by that margin.

DYNAMITE DEBUT

Freshman running back Onterio McCalebb became the first Auburn freshman to rush for at least 100 yards in each of the first two games in a season, totaling 148 in the opener against Louisiana Tech and 114 Sept. 12 against Mississippi State. His 148 yards in the opener was the seventh highest single-game total by a freshman in school history.

A NIGHT OF FIRSTS

Auburn established several firsts during its game against Mississippi State Sept. 12. To begin, Ben Tate and Onterio McCalebb both went over 100 yards rushing for the second straight game, marking the first time in school history that the Tigers have had two 100-yard rushers in back-to-back games.

McCalebb established another first by becoming the first Tiger freshman ever to rush for 100 or more yards in each of the first two games of the season.

Finally, Darvin Adams had 116 yards receiving, marking the first time in school history that Auburn had two 100-yard rushers and a 100-yard receiver in the same game. It nearly marked the second straight game that Auburn accomplished that feat, as Terrell Zachery had 104 yards receiving at one point during the season opener, but lost 6 yards on his final reception and finished with 98 yards receiving for the game.

TOP SEC OPENER TOTAL

Auburn's total of 589 yards of offense against Mississippi State was a school record for the most yards ever in an SEC opener. The previous record was 527 yards in the 1995 season opener against Ole Miss. Auburn's 589 yards were tied for 11th most in any game in school history and tied for fourth most in an SEC game, and the most since the Tigers also had 589 yards at Kentucky in 2005.

2009 Auburn Football Game Notes

SCORES IN THREE STRAIGHT FOR THE D

Auburn's defense scored points defensively in three straight games for the first time since available data dating back to 1967. Antonio Coleman returned an interception 20 yards for a score against Mississippi State, Craig Stevens had a 15-yard interception return for a TD against West Virginia and Josh Bynes recorded a safety against Ball State.

RECORD-BREAKING PLAY

Chris Todd and Terrell Zachery teamed up to make school history during Auburn's season-opening win against Louisiana Tech, connecting on a 93-yard touchdown pass. The play was the longest play from scrimmage in school history, surpassing a 92-yard rush by Ralph O'Gwynne vs. Loyola on Nov. 21, 1936. The longest pass play in school history had been an 87-yard pass from Jason Campbell to Silas Daniels on Oct. 9, 2004, also against Louisiana Tech.

GENE CHIZIK ERA BEGINS ON THE PLAINS

A new era of Auburn football is underway as Gene Chizik is in his first season as Auburn's head coach. It marks Chizik's second stint on the Plains, as he previously served as defensive coordinator from 2002-04, helping lead the Tigers to a perfect 13-0 record in 2004 while earning the Frank Broyles Awards as the nation's top assistant coach. His defense led the nation in scoring that season (11.3 ppg) and the Tigers were 30-9 overall during his previous three-year stint.

Chizik went on to help guide Texas to the 2005 national championship while serving as assistant head coach and co-defensive coordinator for the Longhorns. After two seasons in Austin, he was named head coach at Iowa State, where he spent two more years prior to returning to Auburn.

Chizik's reputation as an outstanding teacher is evident by the fact that he coached three consecutive Thorpe Award Winners, starting with Auburn's Carlos Rogers in 2004, followed by Texas' Michael Huff and Aaron Ross in 2005 and 2006, respectively.

AUBURN BY THE NUMBERS

The Tigers return 46 lettermen from last season, including 24 on offense, 18 on defense and four specialists. Auburn returns seven starters on offense and seven on defense.

Auburn's current roster of 113 players includes 13 seniors, 31 juniors, 27 sophomores, 11 redshirt freshmen and 31 freshmen. The underclassmen (69) represent 61.1 percent of the Tigers' roster.

A number of walk-ons joined the program after the first day of classes on August 17.

THE SENIOR CLASS

Head coach Gene Chizik has a senior class that includes 12 players at Auburn in 2009. It marks the smallest senior class at Auburn since the 2001 squad had 10 seniors.

The 2009 seniors include: DE Antonio Coleman, H Clayton Crofoot, P Clinton Durst, OT Andrew McCain, CB Walter McFadden, TE Gabe McKenzie, DB Woody Parramore, DL Jake Ricks, DB Aairon Savage, RB Ben Tate, QB Chris Todd and TE Tommy Trott.

TIGER GRADS

Auburn began the season with eight graduates on its roster, which is tied for fifth most among all FBS schools.

The Tiger graduates include: WR Montez Billings (Public Administration), DE Antonio Coleman (Criminology), CB Walter McFadden (Public Administration), TE Gabe McKenzie (Criminology), DB Aairon Savage (Exercise Science), RB Ben Tate (Criminology), QB Chris Todd (Business Finance) and TE Tommy Trott (Public Administration).

Listed are the top 10 FBS programs in the nation in terms of number of players who have completed their bachelor's degrees prior to the start of the 2009 season.

| | |
|-------------------------|----------|
| 1. Alabama | 12 |
| 2. Boston College | 10 |
| Virginia Tech | 10 |
| 4. Penn State..... | 9 |
| 5. Auburn | 8 |
| Miami (Fla.)..... | 8 |
| East Carolina | 8 |
| Notre Dame | 8 |
| Texas Tech | 8 |
| UNLV | 8 |

WATCH LISTS

Four members of the Auburn team have been named to watch lists for national awards.

Antonio Coleman leads the way, landing on four watch lists, including those for the Lombardi Award (best lineman or linebacker), Bronko Nagurski Award (best defensive player), Chuck Bednarik Award (best defensive player) and Ted Hendricks Award (best defensive end).

Ben Tate and Chris Todd have been named to the Maxwell Award watch list, for the nation's outstanding player, and Tommy Trott is on watch list for the John Mackey Award, which goes to the nation's top tight end.

TIGER PROS

Auburn has demonstrated a proficiency for placing players in the National Football League. As of Aug. 24, 37 former Auburn Tigers were listed on NFL rosters. The Seattle Seahawks have the most former Tigers, with four former Auburn players on the roster, while the San Diego Chargers have three. Twenty-seven of the 32 teams have at least one former Auburn player on the roster.

RUNNING BACK FACTORY

Auburn has produced four running backs that are currently on NFL rosters, which is tied for most in the NFL according to information compiled by www.kickoffzone.com. Ronnie Brown, Heath Evans, Tony Richardson and Carnell Williams are all former Tigers who are currently in the NFL. The list also does not include former Tiger Brandon Jacobs, who lettered at Auburn in 2003 before transferring to Southern Illinois. Only three other schools (LSU, Miami (Fla.) and Texas) have produced four current NFL running backs.

NON-CONFERENCE SCHEDULE

Auburn is one of just two teams in the Southeastern Conference that is playing three non-conference games this season against teams that went to bowl games last season. South Carolina is the other.

Auburn opened the season with Louisiana Tech, which won the Independence Bowl last season. The Tigers' second non-conference game was against West Virginia, which defeated North Carolina in the Meineke Car Care Bowl. The following week the Tigers hosted Ball State, which fell to Gus Malzahn's Tulsa team in the GMAC Bowl, 45-13.

AUBURN FOOTBALL: EVERY DAY ...

This season Auburn is debuting a new weekly 30-minute show offering fans a reality-based, behind the scenes style production that will chronicle the inner-workings of the Tigers' football program through the entire 2009 season. The program follows the high and lows of competing as an SEC football player, with wired up coaches and players and exclusive interviews.

The show may be viewed across the state of Alabama and the Southeast on television stations as well as the Comcast Sports Southeast (CSS) regional cable network. The show will also be streamed via the internet at www.auburntigers.com. The show will air either Friday nights or Saturday mornings in all markets.

TIGERS ON CSS

Comcast/Charter Sports Southeast (CSS) will broadcast encore presentations of Auburn football every Sunday at 6 p.m. ET/5 p.m. CT with Andy Burcham handling play-by-play duties and Cole Cubelic doing color commentary. CSS will also air the Auburn Football Review every Tuesday at 5 p.m. ET/4 p.m. CT.

CSS is a 24-hour regional sports network serving approximately 5.8 million households across 12 Southeastern states.

2009 Auburn Football Game Notes

AUBURN-KENTUCKY SERIES RESULTS

(AU leads 24-5-1)

| YEAR | SCORE | SITE | DATE | YEAR | SCORE | SITE | DATE |
|-------|------------|-------------------|---------|-------|-----------|--------------|----------|
| 1934: | UK, 9-0 | at Lexington | Oct. 27 | 1970: | AU, 33-15 | at Lexington | Oct. 3 |
| 1935: | AU, 23-0 | at Montgomery, AL | Oct. 19 | 1971: | AU, 38-6 | at Auburn | Oct. 2 |
| 1954: | UK, 21-14 | at Lexington | Oct. 9 | 1974: | AU, 31-13 | at Auburn | Oct. 12 |
| 1955: | Tie, 14-14 | at Birmingham, AL | Oct. 8 | 1975: | AU, 15-9 | at Lexington | Oct. 11 |
| 1956: | AU, 13-0 | at Lexington | Oct. 13 | 1982: | AU, 18-3 | at Auburn | Oct. 9 |
| 1957: | AU, 6-0 | at Auburn | Oct. 12 | 1983: | AU, 49-21 | at Lexington | Oct. 8 |
| 1958: | AU, 8-0 | at Lexington | Oct. 11 | 1988: | AU, 20-10 | at Auburn | Sept. 10 |
| 1959: | AU, 33-0 | at Auburn | Oct. 10 | 1989: | AU, 24-12 | at Lexington | Oct. 7 |
| 1960: | AU, 10-7 | at Lexington | Oct. 1 | 1994: | AU, 41-14 | at Auburn | Sept. 29 |
| 1961: | UK, 14-12 | at Auburn | Oct. 7 | 1995: | AU, 42-21 | at Lexington | Sept. 30 |
| 1962: | AU, 16-6 | at Lexington | Oct. 7 | 2004: | AU, 42-10 | at Auburn | Oct. 23 |
| 1963: | AU, 14-13 | at Auburn | Oct. 5 | 2005: | AU, 49-27 | at Lexington | Nov. 5 |
| 1964: | UK, 20-0 | at Lexington | Oct. 3 | | | | |
| 1965: | AU, 23-18 | at Auburn | Oct. 2 | | | | |
| 1966: | UK, 17-7 | at Lexington | Oct. 1 | | | | |
| 1967: | AU, 48-7 | at Auburn | Oct. 7 | | | | |
| 1968: | AU, 26-7 | at Lexington | Oct. 5 | | | | |
| 1969: | AU, 44-3 | at Auburn | Oct. 4 | | | | |

at Auburn: AU leads, 12-1
 at Lexington: AU leads, 11-4
 at Neutral Sites: AU leads, 1-0-1
 at Birmingham, AL: Series tied, 0-0-1
 at Montgomery, AL: AU leads, 1-0

TOP PERFORMANCES VS. KENTUCKY

INDIVIDUAL BESTS

| | |
|---------------------------|-----------------------------|
| Rushing Attempts | 23, Kenny Irons, 2005 |
| | 18, Bo Jackson, 1982 |
| Rushing Yards | 167, Wallace Clark, 1970 |
| | 162, Tristan Davis, 2005 |
| | 149, Carnell Williams, 2004 |
| Receptions | 9, Terry Beasley, 1971 |
| Receiving Yards | 194, Terry Beasley, 1971 |
| Passing Attempts | 27, Patrick Nix, 1995 |
| | 27, Pat Sullivan, 1970 |
| Passing Completions | 18, Patrick Nix, 1995 |
| | 16, Pat Sullivan, 1971 |
| Passing Yards | 262, Patrick Nix, 1995 |
| | 253, Pat Sullivan, 1971 |
| Passing Touchdowns | 2, Patrick Nix, 1995 |
| | 2, Pat Sullivan, 1971 |

TEAM BESTS

| | |
|---------------------------|-----------|
| Rushing Attempts..... | 61, 1982 |
| Rushing Yards..... | 388, 2005 |
| Passing Attempts | 33, 1995 |
| Passing Completions | 22, 1995 |
| Passing Yards | 304, 1971 |
| Total Offense..... | 589, 2005 |

GAME-BY-GAME STATISTICS

(since 1967)

| Date | Site | Result | Attend | Rank | | AU | | Rushing | | | | Passing | | | | Tot Off | | | | UK | | Rushing | | | | Passing | | | | Tot Off | | | |
|----------|---------------|----------|--------|------|-----|----|----|---------|----|----|----|---------|-----|----|----|---------|----|----|-----|-----|----|---------|-----|-----|----|---------|-----|----|----|---------|-----|----|----|
| | | | | AU | UK | FD | No | Yds | TD | C- | A- | I | Yds | TD | No | Yds | C- | A- | I | Yds | TD | No | Yds | FD | No | Yds | TD | C- | A- | I | Yds | TD | No |
| 10/7/67 | Auburn | W, 48-7 | 24,962 | --- | --- | 19 | 41 | 144 | 2 | 17 | 27 | 1 | 291 | 4 | 68 | 435 | 10 | 38 | -2 | 0 | 9 | 27 | 4 | 89 | 0 | 65 | 87 | | | | | | |
| 10/5/68 | Lexington, KY | W, 26-7 | 35,200 | --- | --- | 18 | 53 | 127 | 0 | 14 | 28 | 2 | 160 | 1 | 81 | 287 | 9 | 38 | 76 | 1 | 10 | 31 | 3 | 101 | 0 | 69 | 177 | | | | | | |
| 10/4/69 | Auburn | W, 44-3 | 38,000 | --- | --- | 24 | 35 | 271 | 1 | 18 | 35 | 2 | 261 | 3 | 70 | 532 | 8 | 25 | 21 | 0 | 11 | 34 | 3 | 116 | 0 | 137 | | | | | | | |
| 10/3/70 | Lexington, KY | W, 33-15 | 37,500 | 12 | --- | 22 | 44 | 257 | 0 | 15 | 28 | 3 | 236 | 2 | 72 | 493 | 9 | 44 | 68 | 0 | 11 | 28 | 2 | 94 | 0 | 72 | 162 | | | | | | |
| 10/2/71 | Auburn | W, 38-6 | 48,000 | 5 | --- | 21 | 40 | 140 | 2 | 19 | 32 | 2 | 304 | 3 | 72 | 444 | 16 | 58 | 192 | 1 | 5 | 19 | 3 | 67 | 0 | 77 | 259 | | | | | | |
| 10/12/74 | Auburn | W, 31-13 | 52,111 | 10 | --- | 24 | 66 | 363 | 4 | 4 | 9 | 2 | 66 | 0 | 75 | 429 | 13 | 46 | 236 | 2 | 6 | 15 | 2 | 58 | 0 | 61 | 294 | | | | | | |
| 10/11/75 | Lexington, KY | W, 15-9 | 56,696 | --- | --- | 8 | 45 | 140 | 1 | 4 | 7 | 1 | 127 | 1 | 52 | 267 | 18 | 62 | 202 | 0 | 6 | 16 | 0 | 66 | 0 | 78 | 268 | | | | | | |
| 10/9/82 | Auburn | W, 18-3 | 53,000 | --- | --- | 20 | 61 | 275 | 0 | 6 | 20 | 0 | 75 | 0 | 81 | 350 | 7 | 30 | 72 | 0 | 13 | 21 | 2 | 145 | 0 | 51 | 217 | | | | | | |
| 10/8/83 | Lexington, KY | W, 49-21 | 57,989 | 7 | --- | 25 | 60 | 384 | 6 | 5 | 11 | 0 | 53 | 0 | 71 | 437 | 15 | 34 | 55 | 1 | 18 | 32 | 2 | 239 | 2 | 66 | 294 | | | | | | |
| 9/10/88 | Auburn | W, 20-10 | 60,000 | 7 | --- | 17 | 47 | 235 | 2 | 13 | 25 | 2 | 154 | 0 | 72 | 389 | 14 | 25 | 79 | 1 | 20 | 44 | 2 | 182 | 0 | 69 | 261 | | | | | | |
| 10/7/89 | Lexington, KY | W, 24-12 | 55,688 | 11 | --- | 17 | 46 | 181 | 1 | 15 | 22 | 2 | 178 | 2 | 68 | 359 | 20 | 36 | 88 | 2 | 18 | 29 | 2 | 217 | 0 | 65 | 305 | | | | | | |
| 9/29/94 | Auburn | W, 41-14 | 74,315 | 9 | --- | 16 | 39 | 237 | 4 | 13 | 19 | 0 | 137 | 0 | 58 | 374 | 16 | 50 | 144 | 1 | 11 | 20 | 2 | 117 | 1 | 70 | 261 | | | | | | |
| 9/30/95 | Lexington, KY | W, 42-21 | 58,250 | 13 | --- | 27 | 42 | 285 | 3 | 22 | 33 | 1 | 299 | 3 | 75 | 584 | 17 | 34 | 145 | 2 | 13 | 21 | 0 | 158 | 1 | 55 | 303 | | | | | | |
| 10/23/04 | Auburn | W, 42-10 | 85,263 | 3 | --- | 17 | 49 | 210 | 5 | 11 | 18 | 1 | 127 | 0 | 67 | 337 | 9 | 36 | 37 | 1 | 14 | 26 | 0 | 73 | 0 | 62 | 110 | | | | | | |
| 11/5/05 | Lexington, KY | W, 49-27 | 60,519 | 17 | --- | 24 | 49 | 388 | 6 | 13 | 21 | 0 | 201 | 1 | 70 | 589 | 20 | 27 | 115 | 2 | 26 | 43 | 1 | 335 | 1 | 70 | 450 | | | | | | |

2009 Auburn Honors and Awards

WES BYRUM

- ▶ College Football Performance Awards Honorable Mention Placekicker of the Week (Sept. 7)
- ▶ SEC Special Teams Player of the Week (Oct. 5)
- ▶ Lou Groza Award Star of the Week (Oct. 5)

ANTONIO COLEMAN

- ▶ SEC Defensive Lineman of the Week (Sept. 14)
- ▶ Lowe's Senior CLASS Award Watch List
- ▶ Rotary Lombardi Award Watch List
- ▶ Ted Hendricks Award Watch List
- ▶ Chuck Bednarik Award Watch List
- ▶ Bronko Nagurski Award Watch List
- ▶ *Lindy's* Preseason All-America Second Team
- ▶ *Athlon Sports* Preseason All-America Second Team
- ▶ Phil Steele Preseason All-America Third Team
- ▶ *Lindy's* Preseason All-SEC First Team
- ▶ *Athlon Sports* Preseason All-SEC First Team
- ▶ *Sports Illustrated* Preseason All-SEC Second Team
- ▶ Phil Steele Preseason All-SEC First Team
- ▶ Coaches' All-SEC Second Team
- ▶ Media All-SEC First Team

CLINTON DURST

- ▶ *Sports Illustrated* Preseason All-SEC Second Team
- ▶ Phil Steele Preseason All-SEC First Team
- ▶ Media All-SEC Second Team

GUS MALZAHN

- ▶ Rivals.com National Coordinator of the Week (Sept. 14)

ONTERIO MCCALEBB

- ▶ SEC Freshman of the Week (Sept. 7)
- ▶ SEC Freshman of the Week (Oct. 5)

RYAN PUGH

- ▶ *Lindy's* Preseason All-SEC First Team

CRAIG STEVENS

- ▶ SEC Defensive Player of the Week (Sept. 21)

BEN TATE

- ▶ Maxwell Award Watch List
- ▶ *Athlon Sports* Preseason All-SEC Third Team
- ▶ Phil Steele Preseason All-SEC Second Team
- ▶ Coaches' All-SEC Third Team
- ▶ College Football Performance Awards Honorable Mention Running Back of the Week (Oct. 11)

CHRIS TODD

- ▶ Maxwell Award Watch List
- ▶ College Football Performance Awards Honorable Mention Quarterback of the Week (Sept. 27)

TOMMY TROTT

- ▶ John Mackey Award Watch List

LEE ZIEMBA

- ▶ *Lindy's* Preseason All-SEC Second Team
- ▶ *Athlon Sports* Preseason All-SEC Second Team
- ▶ *Sports Illustrated* Preseason All-SEC Second Team
- ▶ Coaches' All-SEC Second Team
- ▶ Media All-SEC Second Team

Auburn's 2009 Opponents/Polls

| | | |
|--|---|---|
| <p>LOUISIANA TECH (2-3, 1-1 WAC)</p> <p>Sept. 5 at Auburn [ESPN] L, 13-37 Sept. 12 at Navy [CBS] L, 14-32 Sept. 19 NICHOLLS STATE W, 48-13 Sept. 30 HAWAII [ESPN2] W, 27-6 Oct. 9 at Nevada [ESPN] L, 14-37 Oct. 17 NEW MEXICO STATE 3 p.m. Oct. 24 at Utah State [ERT] 2 p.m. Oct. 31 at Idaho [ERT] 4 p.m. Nov. 6 BOISE STATE [ESPN2] 7 p.m. Nov. 14 at LSU 7 p.m. Nov. 21 at Fresno State 4 p.m. Dec. 5 SAN JOSE STATE [ERT] 1 p.m.</p> <p>MISSISSIPPI STATE (2-4, 1-2 SEC)</p> <p>Sept. 5 JACKSON STATE [ESPN] W, 45-7 Sept. 12 at Auburn [FSS] L, 24-49 Sept. 19 at Vanderbilt [FSS] W, 14-3 Sept. 26 #7/7 LSU [SEC Net] L, 26-30 Oct. 3 GEORGIA TECH [CSS] L, 31-42 Oct. 10 HOUSTON [ESPN] L, 24-31 Oct. 17 at Middle Tennessee [ESPN] 11:30 p.m. Oct. 24 FLORIDA [ESPN/ESPN2] 6:30 p.m. Oct. 31 at Kentucky TBA Nov. 14 ALABAMA TBA Nov. 21 at Arkansas TBA Nov. 28 OLE MISS TBA</p> <p>WEST VIRGINIA (4-1, 1-0 BIG EAST)</p> <p>Sept. 5 LIBERTY W, 33-20 Sept. 12 EAST CAROLINA W, 35-20 Sept. 19 at Auburn [ESPN2] L, 30-41 Oct. 1 COLORADO [ESPN] W, 35-24 Oct. 10 at Syracuse W, 34-13 Oct. 17 MARSHALL 3:30 p.m. Oct. 24 CONNECTICUT TBA Oct. 30 at South Florida [ESPN2] TBA Nov. 7 LOUISVILLE TBA Nov. 13 at Cincinnati [ESPN2] 8 p.m. Nov. 27 PITTSBURGH TBA Dec. 5 at Rutgers TBA</p> <p>BALL STATE (0-6, 0-2 MAC)</p> <p>Sept. 3 NORTH TEXAS [ESPN] L, 10-20 Sept. 12 NEW HAMPSHIRE L, 16-23 Sept. 19 at Army [CBS Coll.] L, 17-24 Sept. 26 at Auburn [FSN] L, 30-54 Oct. 3 TOLEDO L, 30-37 Oct. 10 at Temple L, 19-24 Oct. 17 BOWLING GREEN 12 p.m. Oct. 24 at Eastern Michigan 1 p.m. Oct. 31 OHIO 12 p.m. Nov. 12 at Northern Illinois [ESPN] TBA Nov. 18 CENTRAL MICHIGAN [ESPN2] 6/8 p.m. Nov. 24 at Western Michigan [ESPN2] 7 p.m.</p> | <p>TENNESSEE (3-3, 1-2 SEC)</p> <p>Sept. 5 W. KENTUCKY [SEC NET] W, 63-7 Sept. 12 UCLA [ESPN] L, 15-19 Sept. 19 at #1/1 Florida [CBS] L, 13-23 Sept. 26 OHIO W, 34-23 Oct. 3 AUBURN [ESPN] L, 22-26 Oct. 10 GEORGIA [SEC Net] W, 45-19 Oct. 24 at Alabama [ESPN] 3:30 p.m. Oct. 31 SOUTH CAROLINA TBA Nov. 7 MEMPHIS TBA Nov. 14 at Mississippi TBA Nov. 21 VANDERBILT TBA Nov. 28 at Kentucky TBA</p> <p>ARKANSAS (3-2, 1-2 SEC)</p> <p>Sept. 5 MISSOURI STATE W, 48-10 Sept. 19 #23/20 GEORGIA [ESPN] L, 41-52 Sept. 26 at #3/3 Alabama [CBS] L, 7-35 Oct. 3 at Texas A&M [ESPN2] W, 47-19 Oct. 10 #17/19/19 AUBURN [ESPN] W, 44-23 Oct. 17 at #1/1/1 Florida [CBS] 2:30 p.m. Oct. 24 at Ole Miss [SEC Net] 11:21 a.m. Oct. 31 EASTERN MICHIGAN (HC) TBA Nov. 7 SOUTH CAROLINA TBA Nov. 14 TROY TBA Nov. 21 OLE MISS TBA Nov. 28 at LSU TBA</p> <p>KENTUCKY (2-3, 0-3 SEC)</p> <p>Sept. 5 at Miami (Ohio) [ESPN] W, 42-0 Sept. 19 LOUISVILLE [ESPN] W, 31-27 Sept. 26 #1/1 FLORIDA [ESPN2] L, 7-41 Oct. 3 ALABAMA [SEC Net] L, 20-38 Oct. 10 at #25/NR/NR South Carolina [FSN] L, 26-28 Oct. 17 at #NR/NR/24 Auburn [ESPN] 7:30 p.m. Oct. 24 LA.-MONROE [FSS] 7 p.m. Oct. 31 MISSISSIPPI STATE TBA Nov. 7 EASTERN KENTUCKY TBA Nov. 14 at Vanderbilt TBA Nov. 21 at Georgia TBA Nov. 28 TENNESSEE TBA</p> <p>LSU (5-1, 3-1 SEC)</p> <p>Sept. 5 at Washington W, 31-23 Sept. 12 VANDERBILT [ESPN] W, 23-9 Sept. 19 UL-LAFAYETTE [ESPN] W, 31-3 Sept. 26 at Mississippi State [SEC Net] W, 30-26 Oct. 3 at Georgia [CBS] W, 20-13 Oct. 10 #1/1/1 FLORIDA [CBS] L, 3-13 Oct. 24 AUBURN [ESPN/ESPN2] 6:30 Oct. 31 TULANE TBA Nov. 7 at Alabama TBA Nov. 14 LOUISIANA TECH 7 p.m. Nov. 21 at Ole Miss TBA Nov. 28 ARKANSAS TBA</p> | <p>OLE MISS (3-2, 1-2 SEC)</p> <p>Sept. 6 at Memphis [ESPN] W, 45-14 Sept. 19 SE LOUISIANA [CSS] W, 52-6 Sept. 24 at South Carolina [ESPN] L, 10-16 Oct. 3 at Vanderbilt [ESPN] W, 23-7 Oct. 10 #3/3/3 ALABAMA [CBS] L, 3-22 Oct. 17 UAB [FSS] 6 p.m. Oct. 24 ARKANSAS [SEC Net] 11:21 a.m. Oct. 31 at Auburn TBA Nov. 7 NORTHERN ARIZONA TBA Nov. 14 TENNESSEE TBA Nov. 21 LSU TBA Nov. 28 at Mississippi State TBA</p> <p>FURMAN (3-2)</p> <p>Sept. 5 PRESBYTERIAN [My 40] W, 45-21 Sept. 12 at Chattanooga W, 38-20 Sept. 19 at #NR/25 Missouri L, 12-52 Sept. 26 at Western Carolina W, 33-14 Oct. 3 ELON L, 12-19 Oct. 17 SAMFORD 2 p.m. Oct. 24 at The Citadel 2 p.m. Oct. 31 APPALACHIAN STATE 12 p.m. Nov. 7 at Auburn TBA Nov. 14 at Georgia Southern 2 p.m. Nov. 21 WOFFORD 3 p.m.</p> <p>GEORGIA (3-3, 2-2 SEC)</p> <p>Sept. 5 at #9/11 Oklahoma State [ABC] L, 10-24 Sept. 12 SOUTH CAROLINA [ESPN2] W, 41-37 Sept. 19 at Arkansas [ESPN] W, 52-41 Sept. 26 ARIZONA STATE [ESPN] W, 20-17 Oct. 3 LSU [CBS] L, 13-20 Oct. 10 at Tennessee [SEC Net] L, 19-45 Oct. 17 at Vanderbilt [SEC Net] 12:21 p.m. Oct. 31 at Florida [CBS] 3:30 p.m. Nov. 7 TENNESSEE TECH TBA Nov. 14 AUBURN TBA Nov. 21 KENTUCKY TBA Nov. 28 at Georgia Tech TBA</p> <p>ALABAMA (6-0, 3-0 SEC)</p> <p>Sept. 5 vs. #7/7 Virginia Tech [ABC] W, 34-24 Sept. 12 FLORIDA INTERNATIONAL W, 40-14 Sept. 19 NORTH TEXAS [SEC Net] W, 53-7 Sept. 26 ARKANSAS [CBS] W, 35-7 Oct. 3 at Kentucky [SEC Net] W, 38-20 Oct. 10 at #20/16/18 Ole Miss [CBS] W, 22-3 Oct. 17 #22/22/22 S. CAROLINA [ESPN] 6:45 p.m. Oct. 24 TENNESSEE TBA Nov. 7 LSU TBA Nov. 14 at Mississippi State TBA Nov. 21 TENNESSEE-CHATTANOOGA TBA Nov. 27 at Auburn [CBS] 1:30 p.m.</p> |
|--|---|---|

| ASSOCIATED PRESS TOP 25 POLL | | | | | USA TODAY COACHES TOP 25 POLL | | | | | HARRIS INTERACTIVE POLL | | | | |
|------------------------------|----------------|--------|------|------|-------------------------------|----------------|--------|------|------|-------------------------|----------------|--------|------|------|
| Rk | School (1st) | Record | Pts. | Prv. | Rk | School (1st) | Record | Pts. | Prv. | Rk | School (1st) | Record | Pts. | Prv. |
| 1. | Florida (50) | 5-0 | 1490 | 1 | 1. | Florida (53) | 5-0 | 1468 | 1 | 1. | Florida (99) | 5-0 | 2831 | 1 |
| 2. | Alabama (10) | 6-0 | 1430 | 3 | 2. | Texas (1) | 5-0 | 1402 | 2 | 2. | Alabama (13) | 6-0 | 2684 | 3 |
| 3. | Texas | 5-0 | 1395 | 2 | 3. | Alabama (5) | 6-0 | 1378 | 3 | 2. | Texas (2) | 5-0 | 2684 | 2 |
| 4. | Virginia Tech | 5-1 | 1283 | 5 | 4. | Virginia Tech | 5-1 | 1241 | 5 | 4. | Virginia Tech | 5-1 | 2386 | 6 |
| 5. | Boise State | 5-0 | 1199 | 6 | 5. | USC | 4-1 | 1175 | 7 | 5. | Boise State | 5-0 | 2274 | 5 |
| 6. | USC | 4-1 | 1161 | 7 | 6. | Boise State | 5-0 | 1170 | 6 | 6. | USC | 4-1 | 2250 | 7 |
| 7. | Ohio State | 5-1 | 1048 | 9 | 7. | Ohio State | 5-1 | 1122 | 8 | 7. | Ohio State | 5-1 | 2073 | 8 |
| 8. | Cincinnati | 5-0 | 1038 | 8 | 8. | TCU | 5-0 | 979 | 9 | 8. | Cincinnati | 5-0 | 1935 | 9 |
| 9. | Miami (Fla.) | 4-1 | 970 | 11 | 9. | Cincinnati | 5-0 | 973 | 10 | 9. | LSU | 5-1 | 1905 | 4 |
| 10. | LSU | 5-1 | 947 | 4 | 10. | LSU | 5-1 | 944 | 4 | 10. | TCU | 5-0 | 1805 | 10 |
| 11. | Iowa | 6-0 | 919 | 12 | 11. | Miami (Fla.) | 4-1 | 847 | 11 | 11. | Iowa | 6-0 | 1697 | 11 |
| 12. | TCU | 5-0 | 917 | 10 | 12. | Iowa | 6-0 | 785 | 14 | 12. | Miami (Fla.) | 4-1 | 1627 | 12 |
| 13. | Oregon | 5-1 | 776 | 13 | 13. | Penn State | 5-1 | 782 | 12 | 13. | Penn State | 5-1 | 1371 | 13 |
| 14. | Penn State | 5-1 | 597 | 14 | 14. | Oklahoma State | 4-1 | 676 | 13 | 14. | Oregon | 5-1 | 1350 | 15 |
| 15. | Nebraska | 4-1 | 576 | 21 | 15. | Kansas | 5-0 | 640 | 15 | 15. | Oklahoma State | 4-1 | 1186 | 14 |
| 16. | Oklahoma State | 4-1 | 559 | 15 | 16. | Oregon | 5-1 | 620 | 17 | 16. | Kansas | 5-0 | 1141 | 16 |
| 17. | Kansas | 5-0 | 551 | 16 | 17. | Nebraska | 4-1 | 491 | 22 | 17. | BYU | 5-1 | 963 | 17 |
| 18. | BYU | 5-1 | 490 | 18 | 18. | Oklahoma | 3-2 | 447 | 21 | 18. | Oklahoma | 3-2 | 883 | 20 |
| 19. | Georgia Tech | 5-1 | 453 | 22 | 19. | BYU | 5-1 | 441 | 20 | 19. | Nebraska | 4-1 | 869 | 21 |
| 20. | Oklahoma | 3-2 | 432 | 19 | 20. | Georgia Tech | 5-1 | 420 | 23 | 20. | Georgia Tech | 5-1 | 771 | 22 |
| 21. | South Florida | 5-0 | 330 | 23 | 21. | South Florida | 5-0 | 305 | 24 | 21. | South Florida | 5-0 | 691 | 24 |
| 22. | South Carolina | 5-1 | 319 | 25 | 22. | South Carolina | 5-1 | 279 | NR | 22. | South Carolina | 5-1 | 481 | NR |
| 23. | Houston | 4-1 | 192 | NR | 23. | Houston | 4-1 | 96 | NR | 23. | Houston | 4-1 | 252 | NR |
| 24. | Utah | 4-1 | 76 | NR | 24. | Missouri | 4-1 | 90 | 18 | 24. | Auburn | 5-1 | 164 | 19 |
| 25. | Notre Dame | 4-1 | 75 | NR | 25. | Notre Dame | 4-1 | 76 | NR | 25. | Notre Dame | 4-1 | 142 | NR |

OTHERS RECEIVING VOTES
 Pittsburgh 58, Auburn 55, West Virginia 46, Mississippi 28, Wisconsin 27, Missouri 25, Arkansas 16, Central Michigan 6, Michigan 5, Arizona 5, Oregon State 2, Stanford 1, Texas Tech 1, Navy 1, Idaho 1.

OTHERS RECEIVING VOTES
 Auburn 73, Mississippi 60, Pittsburgh 57, Utah 49, Wisconsin 37, West Virginia 13, Arkansas 12, Oregon State 8, Stanford 8, Central Michigan 7, Michigan 2, North Carolina 1, UCLA 1.

OTHERS RECEIVING VOTES
 Utah 119, Missouri 96, Mississippi 94, Wisconsin 90, Pittsburgh 75, West Virginia 50, Arkansas 32, Michigan 22, Oregon State 21, Idaho 8, Stanford 7, Central Michigan 6, California 4, UConn 4, Michigan State 4, Tennessee 2, Navy 1.

2009 Auburn Depth Chart

| Pronunciation Guide | | |
|---------------------|--|----|
| 2 | Aairon Savage AIR-un | DB |
| 15 | Neiko Thorpe NEE-ko | DB |
| 17 | Tyrik Rollison TY-rick RAHL-ih-son | QB |
| 19 | Neil Caudle CAW-dull | QB |
| 23 | Onterio McCalebb Mik-KAY-lub | RB |
| 25 | D'Antoine Hood duh-AN-twon | DB |
| 42 | Philip Pierre-Louis pee-AIRLOO-iss | WR |
| 43 | Philip Lutzenkirchen LUTZ-en-kirk-en | TE |
| 49 | Michael Goggans GAH-guns | DE |
| 50 | Ryan Pugh PYEW | OL |
| 57 | Byron Isom buh-RONEYE-some | DL |
| 73 | Lee Ziemba ZIM-bah | OL |
| 81 | Terrell Zachery ter-ELL | WR |
| 82 | Jay Wisner WIZ-ner | WR |
| 85 | Quindarius Carr quin-DARE-ee-us | WR |
| 86 | John Cubelic CUBE-eh-lick | WR |
| 93 | Mike Blanc BLAHNK | DL |
| 94 | Nosa Egaue NO-suh EE-gway | DL |

Offense

| | |
|-----------|--|
| QB | 12 Chris Todd (6-4, 210, Sr.) 19 Neil Caudle (6-3, 200, Jr.) 17 Tyrik Rollison (6-0, 194, Fr.) |
| TB | 44 Ben Tate (5-11, 218, Sr.) 23 Onterio McCalebb (5-10, 164, Fr.) 32 Eric Smith (5-10, 237, So.) |
| FB | 27 Mario Fannin (5-11, 225, Jr.) 30 John Douglas (6-2, 241, So.) --OR-- 83 Gabe McKenzie (6-5, 252, Sr.) |
| TE | 5 Tommy Trott (6-5, 243, Sr.) 43 Philip Lutzenkirchen (6-4, 262, Fr.) 82 Jay Wisner (6-2, 194, Jr.) |
| WR | 81 Terrell Zachery (6-1, 203, Jr.) 18 Kodi Burns (6-2, 208, Jr.) 80 Emory Blake (6-1, 192, Fr.) |
| WR | 89 Darvin Adams (6-3, 185, So.) 13 Tim Hawthorne (6-3, 212, Jr.) --OR-- 3 DeAngelo Benton (6-2, 192, Fr.) |
| LT | 73 Lee Ziemba (6-8, 308, Jr.) 79 Jared Cooper (6-4, 295, So.) |
| LG | 66 Mike Berry (6-3, 311, Jr.) 71 John Sullen (6-6, 326, Fr.) |
| C | 50 Ryan Pugh (6-4, 289, Jr.) 53 Bart Eddins (6-4, 297, Jr.) |
| RG | 57 Byron Isom (6-3, 291, Jr.) 76 Jorell Bostrom (6-3, 353, Jr.) |
| RT | 75 Andrew McCain (6-6, 299, Sr.) 55 Vance Smith (6-2, 281, So.) |
| PK | 18 Wes Byrum (6-2, 209, Jr.) 37 Morgan Hull (6-3, 199, Jr.) |
| P | 97 Clinton Durst (6-1, 191, Sr.) 21 Ryan Shoemaker (6-0, 184, Jr.) |
| DS | 61 Josh Harris (6-1, 220, So.) 48 Bailey Woods (6-5, 237, So.) |
| H | 96 Clayton Crofoot (6-6, 191, Sr.) 19 Neil Caudle (6-3, 200, Jr.) |

Defense

| | |
|------------|---|
| LE | 52 Antonio Coleman (6-3, 261, Sr.) 45 Antoine Carter (6-4, 263, Jr.) |
| LT | 93 Mike Blanc (6-4, 288, Jr.) 90 Nick Fairley (6-5, 293, So.) |
| RT | 91 Jake Ricks (6-4, 292, Sr.) 97 Derrick Lykes (6-2, 284, RFr.) |
| RE | 49 Michael Goggans (6-3, 264, Jr.) 95 Dee Ford (6-4, 214, Fr.) |
| LLB | 46 Craig Stevens (6-3, 223, Jr.) 35 Jonathan Evans (5-11, 207, Fr.) |
| MLB | 17 Josh Bynes (6-2, 239, Jr.) 31 Adam Herring (6-1, 216, So.) |
| RLB | 21 Eltoro Freeman (5-11, 219, So.) --OR-- 31 Adam Herring (6-1, 216, So.) 36 Wade Christopher (6-1, 215, So.) |
| LC | 6 Walter McFadden (6-0, 175, Sr.) 8 Harry Adams (6-0, 183, So.) |
| S | 25 Daren Bates (5-11, 195, Fr.) 22 T'Sharvan Bell (6-0, 176, RFr.) |
| S | 4 Zac Etheridge (6-0, 212, Jr.) 11 Mike Slade (6-3, 192, So.) |
| RC | 15 Neiko Thorpe (6-2, 176, So.) 14 Demond Washington (5-9, 185, Jr.) |

Special Teams

| | |
|------------|---|
| PR | 84 Anthony Gulley (5-9, 176, Fr.) --OR-- 27 Mario Fannin (5-11, 225, Jr.) |
| KOR | 81 Terrell Zachery (6-1, 203, Jr.) & 23 Onterio McCalebb (5-10, 164, Fr.) 15 Neiko Thorpe (6-2, 176, So.) & 27 Mario Fannin (5-11, 225, So.) |

Auburn Media Services

All Times Central

PRACTICE

All practices are CLOSED to members of the media.

PLAYER INTERVIEWS

Player interviews should be arranged through the Auburn Media Relations Office. The following are the opportunities for player interviews, including phone interviews: Sunday post-practice, Tuesday from 12-1 p.m. following Coach Gene Chizik's press conference, and Tuesday post-practice. Player requests for Tuesday's press conference should be given to Brad Gust at least 24 hours in advance.

PLAYERS ARE OFF-LIMITS WEDNESDAY-FRIDAY.

ASSISTANT COACH INTERVIEWS

Auburn assistant coaches will be available to the media post-practice according to the following schedule: Sunday - Defensive coordinator Ted Roof; Tuesday - Offensive coordinator Gus Malzahn; Wednesday - All other assistants.

MEDIA WEB SITE - COLLEGEPRESSBOX.COM

Media can access notes, quotes, stats, media information and much more from Auburn and its opponents on the SEC section of CollegePressBox.com. To access the site, visit www.collegepressbox.com (username: secmedia; password: birmingham). This information should not be published to the general public.

SUNDAY

AUBURN FOOTBALL REVIEW

The Auburn Football Review with coach Gene Chizik is uplinked each Sunday morning. The 30-minute show is useful for highlights and sound bites. For more information, contact the Auburn ISP Sports Network (334) 826-2929.

GENE CHIZIK TELECONFERENCE

Coach Chizik will typically be available to Auburn and opponents' beat writers, as well as other selected members of the media, each Sunday afternoon at 4:30 p.m. in the Media Relations office and on a teleconference for media only **starting Sept. 6**. For more information, contact Kirk Sampson at (334) 844-9800.

Time: 4:30 p.m. (Sundays)

Phone: 1 212-812-4494 and enter 2884 4377*

*NOTE: This phone number should be kept confidential and limited to working news media.

TUESDAY

GENE CHIZIK PRESS CONFERENCE

Each Tuesday at **11:30 a.m.** in the auditorium of the Auburn Athletic Complex, Auburn will hold its weekly football press conference with head coach Gene Chizik. The press conference can also be accessed by the media in a listen only mode by dialing 1-212-812-4494, enter 2884 4377. Following Coach Chizik's press

conference, selected players will be available in the Rane Room from 12-1 p.m. Players who were not present at the press conference will also be available post-practice on Tuesdays.

AUBURN GAME WEEK FEED

The Auburn Media Relations office provides a weekly satellite feed for the 2009 football season. These feeds include interviews, game footage and other feature material. The feed is each Tuesday prior to a game. To secure coordinates and times for the feeds contact Steve Sain at (334) 844-9809.

WEDNESDAY

SEC TELECONFERENCE

Each of the SEC coaches are featured on a teleconference each Wednesday at 10 a.m. **Coach Chizik begins at 11:40 a.m.** Contact the SEC office for teleconference phone numbers.

THURSDAY

TIGER TALK

Coach Chizik's comments may be heard on the Auburn ISP Sports Network beginning at 7 p.m. each Thursday night. The one-hour weekly radio show offers Auburn fans the opportunity to call with questions regarding the Auburn football team. Tiger Talk can also be heard on Auburn's internet site, www.auburntigers.com. For more information contact the Auburn ISP Sports Network, (334) 826-2929.

SATURDAY

AUBURN GAMEDAY FEED

Auburn offers a satellite feed following home football games which are not televised.

AUBURN MEDIA RELATIONS

AU FOOTBALL on the WWW

www.auburntigers.com

HOW TO CONTACT (AC 334)

| | |
|--|--------------------|
| Media Relations (Complex) | 844-9800 |
| Media Relation FAX (Complex) | 844-9807 |
| Kirk Sampson home | 887-0839 |
| cell | 750-1385 |
| e-mail: | sampska@auburn.edu |
| Brad Gust home | 501-2239 |
| cell: | 750-1030 |
| e-mail: | gustbra@auburn.edu |
| Bob Grant home/cell | 740-0934 |
| e-mail: | grantrs@auburn.edu |
| Todd Van Emst (photographer) home/cell | 740-1380 |
| e-mail: | vanemtj@auburn.edu |
| Steve Sain home | 502-9604 |
| Satellite Uplink | 844-5707 |

2009 Auburn Football Game Recaps

| | | |
|-------------------|---|-----------|
| GAME 1 | LOUISIANA TECH | 13 |
| | AUBURN | 37 |
| | September 5, 2009 | |
| | Jordan-Hare Stadium (81,143) • Auburn, Ala. | |

Carrying a three-point lead into the locker room at halftime, the Auburn offense erupted for 24 second-half points en route to a 37-13 season-opening win over Louisiana Tech under the lights at Jordan-Hare Stadium. The win was also the first for Gene Chizik as Auburn's head coach.

The Tigers put up a balanced 556 yards of total offense in the victory with 301 rushing yards and 255 passing yards. Starting quarterback Chris Todd hit his target on 17-of-26 attempts for two touchdowns and no interceptions.

The highlight of the night for Todd came early in the second half following an interception by freshman Daren Bates. Auburn took over possession at its own 2-yard-line and on third down, Todd found Terrell Zachery down the right sideline for a 93-yard touchdown pass. The play is the longest from scrimmage in Auburn history.

Junior kicker Wes Byrum got the scoring started for Auburn in the first quarter, hitting a 25-yard field goal on the Tigers' first possession.

Louisiana Tech took its only lead of the game at the 5:00 mark of the first quarter as Dennis Morris caught a 19-yard pass from Ross Jenkins. Auburn retaliated on its next possession as Kodi Burns scored the team's first touchdown of the season on a 1-yard run.

With 23 seconds remaining in the first half, Louisiana Tech looked poised to take a 10-10 tie into the locker room following a 20-yard field goal by Matt Nelson, but Auburn marched back down the field, gaining 29 yards on three plays, to set up the 49-yard field goal by Byrum with no time left on the clock for the 13-10 lead.

The Tigers' momentum continued to roll as the third quarter started, beginning with the record-setting touchdown from Todd to Zachery at the 10:59 mark. Byrum connected on his final field goal of the game at the 4:28 mark of the period to give Auburn a 23-10 lead. Tech would follow up on its next possession with a field goal of its own by Nelson, cutting the lead to 23-13.

The Auburn defense kept the Bulldogs scoreless in the fourth quarter, capping off a half in which it gave up only 102 yards of total offense.

With 12:45 left in the game, Todd connected with sophomore Darvin Adams for his first career touchdown on a 17-yard pass. True freshman Onterio McCalebb followed with 5:27 remaining in the game with his first career touchdown as well, scoring on a 3-yard run.

McCalebb finished the game with a game-high 148 yards of rushing, becoming the first Auburn true freshman to run for more than 100 yards in a season opener since Bo Jackson accomplished the feat with 123 yards against Wake Forest in 1982.

McCalebb was not the only 100-yard rusher on the team as senior Ben Tate racked up 118 of his own, marking the first time since 2007 against New Mexico State for Auburn to have two 100-yard rushers. Tate also hit another milestone in the game as he became the 13th Auburn player ever to amass 2,000 career rushing yards. He finished the game with a total of 2,076, ranking him 12th all-time at Auburn.

Zachery led the Auburn receiving corps with 98 yards, followed by Mario Fannin with 82 and Adams with 65.

On the defensive end, Zac Etheridge, Craig Stevens and Josh Bynes finished with eight tackles each to lead the Tigers. Senior Antonio Coleman finished with seven tackles and a sack, giving him 15.5 on his career and a tie for 10th all-time at Auburn in the category.

With the win, Auburn holds an 11-0-1 record all-time against Louisiana Tech and is 90-25-2 in season-opening games.

| | | |
|-------------------|---|-----------|
| GAME 2 | MISSISSIPPI STATE | 24 |
| | AUBURN | 49 |
| | September 12, 2009 | |
| | Jordan-Hare Stadium (85,269) • Auburn, Ala. | |

Kodi Burns accounted for four of Auburn's touchdowns, throwing one and running in three, and Onterio McCalebb and Ben Tate each topped the 100-yard rushing mark for the second straight game as Auburn pulled away from Mississippi State with 28 unanswered points to win 49-24 on Saturday night. Tate carried it 20 times for a career-high 157 yards and a touchdown while McCalebb rushed for 114 yards on 16 carries with a touchdown, becoming the first pair of Auburn running backs to top the 100-yard rushing mark in back-to-back games.

Burns had nine rushes for 32 yards, scoring on three 1-yard runs, and also was 1-for-1 passing for 13 yards and a touchdown. Ahead 28-17 at the half, Auburn scored twice in the third quarter as Burns threw his fifth career touchdown pass, a strike to Philip Lutzenkirchen to go up 35-17, and then Tate ran it in from 35 yards out for his first touchdown of the season to put Auburn up 42-17.

Mississippi State had scored 17 consecutive points to take a 17-14 lead with 4:44 left in the second quarter before Auburn answered with two late second-quarter touchdowns. A 1-yard run by Anthony Dixon and a Sean Brauchle 29-yard field goal brought Mississippi State to within four, 14-10, before Robert Elliott returned a blocked Clinton Durst punt for the 17-10 lead.

McCalebb's touchdown, a 48-yard run around the left end, regained the lead for Auburn, 21-17, before Burns scored from 1 yard out with 16 seconds left in the half.

Auburn went up 7-0 on its first possession of the game as Burns capped an eight-play, 73-yard scoring drive with a one-yard rush up the middle for his first touchdown of the game.

An Antonio Coleman 20-yard interception return of a Chris Relf pass put Auburn ahead, 14-0, with 2:21 remaining in the first quarter. The interception was the first of Coleman's career and the touchdown was the second of his career, following a fumble return in the 2007 season-opener against Kansas State.

Burns closed out Auburn's scoring with his third touchdown run of the game with 5:56 remaining as Auburn moved to 2-0 on the season.

Chris Todd was 10-of-23 for 186 yards. Most of those passes went to Darvin Adams as he finished the night with five catches for 116 yards. Along with Tate and McCalebb, Adams combined to mark the first time ever for Auburn to have two 100-yard rushers and a 100-yard receiver in the same game.

McCalebb became the first player in Auburn history to top 100-yards rushing in his first two career games.

Auburn's 49 points were the most it has scored in a SEC game since scoring 49 at Kentucky in 2005. With 589 yards of total offense, it also marked the first time that Auburn had 500 or more yards of total offense in back-to-back games since 1970, when the Tigers had 566 yards against Florida and 664 against Mississippi State.

Defensively for Auburn, Zac Etheridge and Josh Bynes led the way with eight tackles each. Neiko Thorpe and Craig Stevens chipped in seven tackles with two of Stevens' coming for loss. Making his first career appearance as a Tiger, sophomore Eltoro Freeman followed with six tackles.

With the win, Auburn now holds a 58-23-2 all-time record over Mississippi State and is 43-28-5 in SEC openers.

SCORING SUMMARY

| | | | | | | |
|----------------|---------|---|----|----|---|----|
| Louisiana Tech |7 | 3 | 3 | 0 | — | 13 |
| Auburn |10 | 3 | 10 | 14 | — | 37 |

AU - Byrum 25 yd field goal, 9:24, 1st
 LT - Morris 19 yd pass from Jenkins (Nelson kick), 5:00, 1st
 AU - Burns 1 yd run (Byrum kick), 1:33, 1st
 LT - Nelson 20 yd field goal, 0:23, 2nd
 AU - Byrum 49 yd field goal, 0:00, 2nd
 AU - Zachary 93 yd pass from Todd (Byrum kick), 10:59, 3rd
 AU - Byrum 47 yd field goal, 4:28, 3rd
 LT - Nelson 46 yd field goal, 0:52, 3rd
 AU - D. Adams 17 yd pass from Todd (Byrum kick), 12:45, 4th
 AU - McCalebb 3 yd run (Byrum kick), 5:27, 4th

TEAM STATISTICS

| | LT | AU |
|--------------------|---------|---------|
| First Downs | 19 | 27 |
| Rushes-Yards | 37-96 | 52-301 |
| Passing Yards | 149 | 255 |
| Comp-Att-Int | 18-33-1 | 17-27-0 |
| Total Plays-Yards | 70-245 | 79-556 |
| Punts-Avg. | 6-38.3 | 2-41.0 |
| Fumbles/Lost | 3/1 | 3/2 |
| Penalties-Yards | 3-30 | 8-87 |
| 3rd Down Conv. | 5-of-14 | 8-of-13 |
| Time of Possession | 31:23 | 28:37 |

INDIVIDUAL STATISTICS

RUSHING: (LT) - Porter 17-56; Jenkins 10-36; Morrow 1-6; Duplessis 5-6; Compton 1-2; Livas 1-1; Fite 1-minus 2; TEAM 1-minus 9. (AU) - McCalebb 22-148; Tate 20-117; Burns 8-23; Zachery 1-10; Todd 1-3.
PASSING: (LT) - Jenkins 18-33-1-149. (AU) - Todd 17-26-0-255; Burns 0-1-0-0.
RECEIVING: (LT) - Livas 5-43; Tuminello 3-26; Morris 2-30; Fite 2-17; Porter 2-13; Mitchell 1-8; Stuart 1-7; Linwood 1-5; Morrow 1-0. (AU) - Fannin 8-82; D. Adams 4-65; Zachery 3-98; Tate 2-10.

SCORING SUMMARY

| | | | | | | |
|-------------------|---------|----|----|---|---|----|
| Mississippi State |0 | 17 | 0 | 7 | — | 24 |
| Auburn |14 | 14 | 14 | 7 | — | 49 |

AU - Burns 1 yd run (Byrum kick), 8:13, 1st
 AU - Coleman 20 yd interception return (Byrum kick), 2:21, 1st
 MS - Dixon 1 yd run (Brauchle kick), 12:05, 2nd
 MS - Brauchle 29 yd field goal, 7:20, 2nd
 MS - Elliott 10 yd blocked punt return (Brauchle kick), 4:44, 2nd
 AU - McCalebb 48 yd run (Byrum kick), 3:08, 2nd
 AU - Burns 1 yd run (Byrum kick), 0:16, 2nd
 AU - Lutzenkirchen 13 yd pass from Burns (Byrum kick), 3:52, 3rd
 AU - Tate 35 yd run (Byrum kick), 1:19, 3rd
 MS - Ducre 1 yd pass from Lee (Brauchle kick), 11:15, 4th
 AU - Burns 1 yd run (Byrum kick), 5:56, 4th

TEAM STATISTICS

| | MS | AU |
|--------------------|---------|---------|
| First Downs | 14 | 29 |
| Rushes-Yards | 38-167 | 59-390 |
| Passing Yards | 130 | 199 |
| Comp-Att-Int | 11-21-2 | 11-24-0 |
| Total Plays-Yards | 59-297 | 83-589 |
| Punts-Avg. | 6-45.2 | 5-28.8 |
| Fumbles/Lost | 0/0 | 2/0 |
| Penalties-Yards | 10-89 | 5-40 |
| 3rd Down Conv. | 5-of-14 | 6-of-13 |
| Time of Possession | 28:57 | 31:03 |

INDIVIDUAL STATISTICS

RUSHING: (MS) - Dixon 20-92; Relf 7-52; Ducre 4-14; Lee 3-9; Stallworth 1-3; Elliott 2-minus 1; TEAM 1-minus 2. (AU) - Tate 20-157; McCalebb 16-114; Fannin 9-75; Burns 9-32; Smith 3-8; Todd 1-6; Team 1-minus 2.
PASSING: (MS) - Relf 5-11-2-77; Lee 6-10-0-53. (AU) - Todd 10-23-0-186; Burns 1-1-0-13.
RECEIVING: (MS) - Berry 4-60; McRae 3-33; Wilder 1-25; Bumphis 1-8; Green 1-3; Ducre 1-1. (AU) - Adams 5-116; Zachery 2-41; Wisner 1-24; Lutzenkirchen 1-13; Fannin 1-3; Burns 1-2.

2009 Auburn Football Game Recaps

| | | |
|-------------------------|---|-----------|
| GAME 3 | WEST VIRGINIA | 30 |
| | AUBURN | 41 |
| | September 19, 2009 Jordan-Hare Stadium (87,451) • Auburn, Ala. | |

A year earlier in Morgantown, W.Va., it was Auburn that took a 17-10 lead into the locker room at halftime, only to have the West Virginia Mountaineers out-score the Tigers 24-0 in the second half for the come-from-behind win. Auburn returned the favor Saturday, out-scoring West Virginia 31-9 after spotting the Mountaineers a 21-10 lead to pick up the 41-30 victory and improve to 4-0.

With Auburn's running game, that had averaged more than 300 yards per game in the first two games of the season, limited to just 100 yards against the Mountaineers, the Tigers had to go in another direction to get points on the board. The direction ended up being senior quarterback Chris Todd as he threw for career highs of 284 yards and four touchdown passes. Todd was 16-of-31 on the night, including an 82-yard pass to Mario Fanin that tied the game in the third quarter.

West Virginia took the early lead in the game as Noel Devine ran in for two touchdowns in the first five minutes, including a 71-yard run to put WVU up 14-0. Auburn countered with a 46-yard Wes Byrum field goal to put the Tigers on the board. Senior defensive end Antonio Coleman recovered a fumble at the West Virginia 45-yard line on the Mountaineers next possession, helping to set up a 16-yard pass from Todd to Darvin Adams to cut the WVU lead to four at 14-10. The reception was the first of three Touchdown catches on the night for Adams, making him the first Auburn player to tally three touchdown passes in a game in more than 20 years.

The Mountaineers closed out the first quarter with its third touchdown of the period as quarterback Jarrett Brown found Jock Sanders in the end zone for a 6-yard touchdown pass.

Auburn cut away the West Virginia lead in the second quarter, beginning with a 42-yard Byrum field goal. The field goal was the result of a Neiko Thorpe interception. The Tigers marched back up the field in its next possession, capping it off with a 4-yard touchdown pass from Todd to Adams to cut the WVU lead to one at 21-20.

West Virginia scored its final touchdown of the night halfway through the third quarter as Devine took off for 12 yards to extend the Mountaineer lead to 27-20. Tyler Bitancourt missed the ensuing extra-point attempt, setting up the opportunity for Auburn to tie the game on its next possession.

Less than a minute after the West Virginia touchdown, Todd rolled out of the pocket and found Fanin open on the right side. Fanin cut through the Mountaineer defense to streak down the field 82 yards for the touchdown. Byrum's extra-point tied the game at 27-27.

West Virginia took its final lead late in the third quarter on a Bitancourt field goal, 30-27. Auburn shut the Mountaineers out in the fourth quarter, taking the lead on a 17-yard touchdown pass from Todd to Adams early in the period and sealing the victory with a 15-yard Craig Stevens interception return for a touchdown to give Auburn a 41-30 lead.

Fanin's 82-yard reception led the team in receiving yards, followed by Adams with three touchdowns and 80 yards on six receptions. Eric Smith followed with 67 yards on three receptions.

Ben Tate led the Auburn rushing attack with 81 yards on 19 attempts. Onterio McCalebb followed with 25 total yards.

Defensively for Auburn, Josh Bynes led the team with 12 tackles and an interception while Stevens tallied 11 tackles and an interception. Also picking off passes in the game were Walter McFadden, Thorpe and lineman Jake Ricks.

With the win, Auburn and West Virginia are now tied in the all-time series, 1-1. The game was also delayed by 1:03 due to lightning.

SCORING SUMMARY

| | | | | | | | |
|---------------|-------|----|----|---|----|---|----|
| West Virginia | | 21 | 0 | 9 | 0 | — | 30 |
| Auburn | | 10 | 10 | 7 | 14 | — | 41 |

WVU - Devine 1 yd run (Bitancourt kick), 12:52, 1st
 WVU - Devine 71 yd run (Bitancourt kick), 10:19, 1st
 AU - Byrum 46 yd field goal, 7:24, 1st
 AU - D. Adams 16 yd pass from Todd (Byrum kick), 5:16, 1st
 WVU - Sanders 6 yd pass from Brown (Bitancourt kick), 2:01, 1st
 AU - Byrum 42 yd field goal, 9:15, 2nd
 AU - D. Adams 4 yd pass from Todd, 1:34, 2nd
 WVU - Devine 12 yd run (Bitancourt kick failed), 8:51, 3rd
 AU - Fanin 82 yd pass from Todd (Byrum kick), 8:02, 3rd
 WVU - Bitancourt 28 yd field goal, 1:07, 3rd
 AU - D. Adams 17 yd pass from Todd (Byrum kick), 12:07, 4th
 AU - Stevens 15 yd interception return (Byrum kick), 3:41, 4th

TEAM STATISTICS

| | WVU | AU |
|--------------------|----------|---------|
| First Downs | 23 | 20 |
| Rushes-Yards | 39-207 | 41-100 |
| Passing Yards | 302 | 300 |
| Comp-Att-Int | 24-41-5 | 17-33-1 |
| Total Plays-Yards | 80-509 | 74-400 |
| Punts-Avg. | 2-49.5 | 5-44.0 |
| Fumbles/Lost | 1/1 | 1/0 |
| Penalties-Yards | 4-45 | 5-37 |
| 3rd Down Conv. | 10-of-15 | 9-of-18 |
| Time of Possession | 32:45 | 27:15 |

INDIVIDUAL STATISTICS

RUSHING: (WVU) - Devine 15-128; Brown 19-66; Clarke 2-10; Sanders 2-5; Smith 1-minus 2. (AU) - Tate 19-75; McCalebb 8-20; Burns 7-10; Zachery 1-9; Fannin 1-0; Todd 5-minus 14.
PASSING: (WVU) - Brown 18-32-4-221; Smith 5-8-1-50; Starks 1-1-0-31. (AU) - Todd 16-31-1-284; Burns 1-2-0-16.
RECEIVING: (WVU) - Sanders 12-115; Arnett 4-61; Lyons 3-30; Starks 2-65; Devine 2-26; Austin 1-5. (AU) - Adams 6-80; Smith 4-74; Trott 2-20; Fannin 1-82; Wisner 1-16; Zachery 1-15; Burns 1-8; Tate 1-5.

| | | |
|-------------------------|---|-----------|
| GAME 4 | BALL STATE | 30 |
| | AUBURN | 54 |
| | September 26, 2009 Jordan-Hare Stadium (83,118) • Auburn, Ala. | |

Chris Todd tied an Auburn record with five touchdown passes as the Tigers tallied 560 yards of total offense in a 54-30 win over Ball State. The game marked the second in a row to have a delayed start as thunderstorms in the area forced the game to move from its 6 p.m. scheduled kickoff time to 6:30 p.m.

Ball State struck first against the Tigers, recovering a muffed punt on Auburn's 18-yard line. Four plays later, MiQuale Lewis took the ball around the right side to get Ball State in the end zone at the 12:26 mark in the opening period for its only lead of the game.

Following a Ball State fumble, the Tigers moved the ball to the BSU 6-yard-line, setting up a pass from Todd to Tommy Trott, giving the senior his first touchdown reception of the year with 2:53 remaining in the first quarter.

Heading into the second quarter with the game tied, 7-7, Auburn managed to put up a near record-setting performance while limiting the Cardinals to just a field goal. The Tigers tallied 26 points in the period with three touchdowns and a safety, giving Auburn its highest scoring quarter since racking up 28 against Tennessee-Chattanooga on Sept. 9, 1995.

Terrell Zachery accounted for two of the touchdowns, picking up a 46-yarder at the 13:47 mark and a 65-yarder with 8:22 left in the half. Onterio McCalebb also picked up a touchdown, running in for a yard at the 12:20 mark, immediately after a 62-yard rush put the Tigers in scoring position.

Byrum picked up his first and only field goal of the night with seven second left in the half, connecting on a 32-yard attempt.

The defense also got on the board at the 12:53 mark of the quarter as Josh Bynes tackled Ball State's Lewis in the end zone.

Ball State kicker Ian McGarvey gave the Cardinals their lone points of the quarter, connecting on a 33-yard field goal with 2:35 left in the first half to cut the lead to 30-10.

Auburn made good on its first possession of the second half, taking the opening kickoff and marching down the field to set up a 26-yard pass from Todd to Darvin Adams at the 11:39 mark of the third quarter.

Ball State answered on its next possession as quarterback Page kept the ball on a fake and ran 21 yards for the touchdown.

Auburn did not back down as Todd caught Mario Fanin with a pass in the flat that turned into a 36-yard touchdown reception.

The Cardinals put up 13 fourth-quarter points. Page found Fakes for a 1-yard touchdown pass while McGarvey connected on a pair of field goals.

Neil Caudle gave the Tigers their lone points of the quarter, breaking away for a 52-yard run for a touchdown.

Todd finished the night with 19 completions on 26 attempts for a career-high 287 yards and five touchdowns. Two of those touchdowns went to Zachery, who finished the night with 122 receiving yards on five catches. Adams followed with 73 on five receptions while Fannin was third on the team with 55 yards on three catches.

McCalebb led the Auburn rushing attack with 83 yards and a touchdown. Ben Tate finished second with 63 yards, but led the team in all-purpose yards with 139 after racking up 58 yards from kick returns.

Defensively for Auburn, the Tigers were led by Daren Bates' seven tackles. Josh Bynes, Neiko Thorpe, Craig Stevens and Harris Gaston each finished with six tackles on the night while Bates, Stevens, Dee Ford, Antonio Coleman and Mike Blanc combined for Auburn's five quarterback sacks.

With the win, Auburn improves to 3-0 all-time against Ball State and 7-0 all-time against teams from the Mid-American Conference.

SCORING SUMMARY

| | | | | | | | |
|------------|-------|---|----|----|----|---|----|
| Ball State | | 7 | 3 | 7 | 13 | — | 30 |
| Auburn | | 7 | 26 | 14 | 7 | — | 54 |

BSU - Lewis 2 yd run (McGarvey kick), 12:26, 1st
 AU - Trott 6 yd pass from Todd (Byrum kick), 2:53, 1st
 AU - Zachery 46 yd pass from Todd (Byrum kick), 13:47, 2nd
 AU - Josh Bynes safety, 12:53, 2nd
 AU - McCalebb 1 yd run (Byrum kick), 12:20, 2nd
 AU - Zachery 65 yd pass from Todd (Byrum kick), 8:22, 2nd
 BSU - McGarvey 33 yd field goal, 2:35, 2nd
 AU - Byrum 32 yd field goal, 0:07, 2nd
 AU - Adams 26 yd pass from Todd (Byrum kick), 11:39, 3rd
 BSU - Page 21 yd run (McGarvey kick), 8:50, 3rd
 AU - Fanin 36 yd pass from Todd (Byrum kick), 7:09, 3rd
 BSU - Fakes 1 yd pass from Page (McGarvey kick), 12:39, 4th
 BSU - McGarvey 37 yd field goal, 10:14, 4th
 AU - Caudle 52 yd run (Byrum kick), 7:19, 4th
 BSU - McGarvey 33 yd field goal, 2:21, 4th

TEAM STATISTICS

| | BSU | AU |
|--------------------|---------|---------|
| First Downs | 19 | 21 |
| Rushes-Yards | 44-146 | 34-254 |
| Passing Yards | 114 | 306 |
| Comp-Att-Int | 18-30-0 | 21-29-1 |
| Total Plays-Yards | 74-260 | 63-560 |
| Punts-Avg. | 4-41.2 | 2-43.5 |
| Fumbles/Lost | 2/2 | 2/1 |
| Penalties-Yards | 4-23 | 9-86 |
| 3rd Down Conv. | 5-of-15 | 4-of-10 |
| Time of Possession | 35:56 | 24:04 |

INDIVIDUAL STATISTICS

RUSHING: (BSU) - Williams 11-59; Sykes 7-44; Lewis 15-44; Page 9-3; Justice 2-minus 4. (AU) - McCalebb 8-83; Tate 13-63; Caudle 1-52; Smith 7-47; Zachery 1-6; Todd 1-2; Burns 1-2; Hooper 2-minus 1.
PASSING: (BSU) - Page 16-28-0-101; Justice 2-2-0-13. (AU) - Todd 19-26-0-287; Caudle 2-3-1-19.
RECEIVING: (BSU) - Orsborn 7-35; Hill 3-20; Gibson 2-15; Fakes 2-14; Ifft 2-13; Lewis 1-19; Page 1-minus 2. (AU) - Zachery 5-122; Adams 5-73; Fannin 3-55; Tate 3-18; Stallworth 2-21; Lutzenkirchen 1-14; Trott 1-6; McCalebb 1-minus 3.

2009 Auburn Football Game Recaps

| | | |
|-------------------------|---|-----------|
| GAME 5 | AUBURN | 26 |
| | TENNESSEE | 22 |
| | October 3, 2009 Neyland Stadium (102,941) • Knoxville, Tenn. | |

Wes Byrum connected on a career-high four field goals while the Auburn offense racked up more than 400 yards of offense for the fifth time this season as the Tigers (5-0, 2-0 SEC) pulled out the 26-22 win over Tennessee (2-3, 0-2 SEC) at Neyland Stadium in Knoxville, Tenn.

The game was Auburn's first road game of the season and extended its winning streak to five games over the Volunteers, surpassing the previous record of four-straight victories from 1961-64. The Tigers also pulled out the win in front of a crowd 102,941, the third-largest crowd Auburn has ever competed in front of.

Auburn scored twice in the first quarter with Byrum connecting on a pair of field goals. His first was a 29-yarder at the 5:01 mark in the quarter while the second was a 43-yarder at the 3:36 mark.

Ben Tate scored Auburn's first touchdown of the game at the 8:07 mark of the second quarter, breaking away on an 11-yard run to extend the Tiger lead. Byrum's kick put Auburn ahead 13-0.

Tennessee got on the board with 28 seconds remaining in the first half as Montario Hardesty rushed in for a yard, cutting the Auburn lead to 13-6. Auburn's Nick Fairley blocked the extra-point attempt by Tennessee's Daniel Lincoln, giving the Tigers their first blocked kick of the season.

The Tigers struck first in the second half with Byrum picking up his third field goal of the night, connecting on a 19-yard attempt with 9:34 left in the third quarter.

Auburn extended the lead to 23-6 at the 13:41 mark of the fourth quarter as Chris Todd connected with Terrell Zachery on an 11-yard touchdown reception. Byrum made good on the extra-point attempt following the touchdown.

Tennessee struck back at the 11:36 mark with a 31-yard pass from Jonathan Crompton to Hardesty. Lincoln connected on the extra-point attempt to close to the gap to 23-13.

But, Auburn and Byrum put the win away with a 22-yard field goal with 39 seconds left to play. The Volunteers marched up the field on the ensuing possession, culminating with a 32-yard pass from Crompton to Denarius Moore with no time left on the clock, but it was all for naught as Auburn held on for the 26-22 win.

Onterio McCalebb led Auburn with 204 all-purpose yards, tallying 51 rushing yards while leading the team with 62 receiving yards and 91 kick-return yards. Tate finished the game with a team-high 128 rushing yards, marking the third time this year and eighth time in his career that he has rushed for more than 100 yards.

Todd completed 19-of-32 passes for 235 yards in the win, connecting on passes to eight different receivers. It marked Todd's fourth game this season with more than 200 passing yards.

Eric Smith finished with 45 receiving yards on three catches, trailing McCalebb's 62 yards on three receptions. Mario Fanin was the most popular target for the Tigers, catching six passes for 25 yards.

Defensively for Auburn, Craig Stevens led the team with 11 tackles, one of which came for loss, and a pass breakup. Josh Byrnes was right behind him with nine tackles, two pass breakups and a fumble recovery, his second of the season. Daren Bates and Neiko Thorpe each recorded seven tackles in the win.

With the win, Auburn now leads the series against Tennessee, 27-21-3, and is 9-14-1 when playing in Knoxville, Tenn.

| | | |
|-------------------------|--|-----------|
| GAME 6 | #17 AUBURN | 23 |
| | ARKANSAS | 44 |
| | October 10, 2009 Reynolds Stadium (72,559) • Fayetteville, Ark. | |

Ben Tate rushed for a career-high 184 yards and two touchdowns for No. 17 Auburn, but Arkansas defeated the Tigers 44-23 to hand Auburn its first loss of the season before 72,599 in Reynolds Razorback Stadium Saturday.

The 184 yards marked a new career high for Tate, breaking his previous mark of 157 set against Mississippi State earlier in the season. It was his ninth career 100-yard rushing game and fourth of the season.

Arkansas' Ryan Mallett threw for 274 yards and two touchdowns and ran for another while Michael Smith rushed for 145 yards and a touchdown to lead the Razorbacks.

After Arkansas opened the game with a 20-0 lead, junior Wes Byrum put Auburn on the board in the second quarter, posting the Tigers' only points of the half on a 37-yard field goal.

Tate scored on a 1-yard touchdown run to make it 34-10 with 5:14 to go in the third quarter after Auburn drove 67 yards in eight plays in 2:42. The Tigers then made Arkansas go three and out to set up a career-long 60-yard Tate touchdown run on the first play from scrimmage to draw Auburn to within 34-16 with 3:52 left in the third. It was Auburn's second touchdown in only 1:22. The Tigers' pass failed for the two point conversion.

Auburn's Mike Blanc made a big tackle for loss on fourth down from the Auburn 35 to end another Razorback drive.

On Auburn's first play, Kodi Burns handed the ball to Terrell Zachery on a reverse that gained 60 yards to the Arkansas six yard line. It was Auburn's second straight 60 yard rush of the game and set up Onterio McCalebb's 3-yard touchdown run. Byrum's point-after cut the Razorback lead to 11 - the smallest margin of the second half.

Arkansas would go on to score 10 points in the fourth quarter, extending its lead to 44-23 for the team's first SEC win of the season.

With the 23 points scored in the game, Auburn has now scored 230 points on the season, surpassing the 208 points scored in all of the 2008 season.

For the game, Arkansas outgained Auburn 495-375 while the Tigers had had three fumbles and the Razorbacks one interception. Arkansas had 28 first downs to Auburn's 15. Chris Todd completed 15-of-28 passes for 133 yards for the Tigers.

Tate led Auburn with 184 rushing yards, followed by Zachery with 60 and McCalebb with 23. Mario Fanin led the team in return yardage, picking up 84 yards on four kickoff returns in the game.

Quindarius Carr led the Tiger receiving corps with 32 yards in his lone reception of the night. The catch set a new career long for Carr, surpassing his previous long reception of 28 yards. Zachery was second on the tea with 25 yards from two receptions while Darvin Adams was third with three receptions for 24 yards.

Defensively, Auburn was led by Craig Stevens with 12 tackles, followed by Neiko Thorpe with 11. Josh Byrnes finished with eight tackles and a team-high two pass breakups in the game.

Even with the loss, Auburn still leads the all-time series with Arkansas, 10-8-1, including a 5-4 mark when playing in Fayetteville, Ark.

| SCORING SUMMARY | | |
|---|-----------|-------------|
| Auburn | 6 | 7 3 10 — 26 |
| Tennessee | 0 | 6 0 16 — 22 |
| AU - Byrum 29 yd field goal, 5:01, 1st | | |
| AU - Byrum 43 yd field goal, 3:36, 1st | | |
| AU - Tate 11 yd run (Byrum kick), 8:07, 2nd | | |
| UT - Hardesty 1 yd run (Lincoln kick blocked), 0:28, 2nd | | |
| AU - Byrum 19 yd field goal, 9:34, 3rd | | |
| AU - Zachery 11 yd pass from Todd (Byrum kick), 13:41, 4th | | |
| UT - Hardesty 31 yd pass from Crompton (Lincoln kick), 11:36, 4th | | |
| AU - Lincoln 26 yd field goal, 4:19, 4th | | |
| AU - Byrum 22 yd field goal, 0:39, 4th | | |
| UT - Moore 32 yd pass from Crompton, 0:00, 4th | | |
| TEAM STATISTICS | | |
| | AU | UT |
| First Downs | 24 | 19 |
| Rushes-Yards | 48-224 | 29-151 |
| Passing Yards | 235 | 259 |
| Comp-Att-Int | 20-35-0 | 20-44-0 |
| Total Plays-Yards | 83-459 | 73-410 |
| Punts-Avg. | 6-42.5 | 8-41.8 |
| Fumbles/Lost | 2/0 | 1/1 |
| Penalties-Yards | 3-35 | 4-30 |
| 3rd Down Conv. | 6-of-17 | 4-of-17 |
| Time of Possession | 34:46 | 25:14 |
| INDIVIDUAL STATISTICS | | |
| RUSHING: (AU) - Tate 25-128; McCalebb 13-51; Fannin 1-32; Burns 5-16; Stallworth 1-10; Todd 3-minus 13. (UT) - Hardesty 21-90; Richardson 1-41; Brown 3-14; Crompton 4-6. | | |
| PASSING: (AU) - Todd 19-32-0-218; Burns 1-3-0-17. (UT) - Crompton 20-43-0-259; TEAM 0-1-0-0. | | |
| RECEIVING: (AU) - Fannin 6-25; McCalebb 3-62; Smith 3-45; Adams 2-29; Zachery 2-28; Tate 2-17; Wisner 1-16; Trott 1-13. (UT) - Jones 7-75; Hancock 4-35; Hardesty 3-56; Moore 3-44; Stocker 2-46; Brown 1-3. | | |

| SCORING SUMMARY | | |
|--|-----------|--------------|
| Auburn | 0 | 3 20 0 — 23 |
| Arkansas | 6 | 21 7 10 — 44 |
| ARK - Green 2 yd run (PAT failed), 8:02, 1st | | |
| ARK - Smith 25 yd run (Tejada kick), 11:49, 2nd | | |
| ARK - Childs 16 yd pass from Mallett (Tejada kick), 11:02, 2nd | | |
| AU - Byrum 37 yd field goal, 8:54, 2nd | | |
| ARK - Williams 5 yd pass from Mallett (Tejada kick), 1:08, 2nd | | |
| ARK - Mallett 4 yd run (Tejada kick), 7:56, 3rd | | |
| AU - Tate 1 yd run (Byrum kick), 5:14, 3rd | | |
| AU - Tate 60 yd run (Two-point conversion failed), 3:52, 3rd | | |
| AU - McCalebb 3 yd run (Byrum kick), 0:09, 3rd | | |
| ARK - Green 3 yd run (Tejada kick), 11:22, 4th | | |
| ARK - Tejada 23 yd field goal, 4:20, 4th | | |
| TEAM STATISTICS | | |
| | AU | ARK |
| First Downs | 15 | 28 |
| Rushes-Yards | 35-242 | 45-221 |
| Passing Yards | 133 | 274 |
| Comp-Att-Int | 15-29-0 | 24-37-1 |
| Total Plays-Yards | 64-375 | 82-495 |
| Punts-Avg. | 7-39.0 | 4-41.0 |
| Fumbles/Lost | 4/3 | 1/0 |
| Penalties-Yards | 8-56 | 5-45 |
| 3rd Down Conv. | 4-of-14 | 5-of-13 |
| Time of Possession | 21:33 | 38:27 |
| INDIVIDUAL STATISTICS | | |
| RUSHING: (AU) - Tate 22-184; Zachery 1-60; McCalebb 6-23; Burns 2-7; Todd 4-minus 32. (ARK) - Smith 18-145; Wingo 8-27; Davis 6-26; Mallett 5-11; Green 6-8; Stumon 2-4. | | |
| PASSING: (AU) - Todd 15-28-0-133; Burns 0-1-0-0. (ARK) - Mallett 24-37-1-274. | | |
| RECEIVING: (AU) - Adams 3-24; Trott 3-16; Tate 3-16; Zachery 2-25; Fannin 2-minus 1; Carr 1-32; Smith 1-21. (ARK) - Williams 6-57; Childs 5-85; Hamilton 3-42; Miller 3-32; Wright 3-31; Crawford 2-10; Smith 1-12; Fish 1-5. | | |

The Players



DARVIN

#89

ADAMS

WR

6-3 · 185 · So. · 1L

Kennesaw, Ga. (Harrison)

Education

2009 — Fifth in SEC in receiving yards per game, 64.5 pg ... T-Sixth in SEC /70th in NCAA in receptions per game, 4.2 pg ... Ranks 51st in NCAA in total receiving yards, 387 ... Had first career start in season opener vs. Louisiana Tech, catching four passes for 65 yards including first career TD grab ... TD came on 17-yard pass from Chris Todd ... Set career high with 116 receiving yards and five catches in victory over Mississippi State ... Accounted for 58 percent of total receiving yardage (116 of 199) vs. Mississippi State ... Became first AU player to have at least three TD receptions in a game in 20 years (Alexander Wright vs. Pacific, 1989) with performance vs. West Virginia ... Set career-high with six catches, three for TD's, for 80 yards vs. Mountaineers ... Against Ball State, finished with five catches for 73 yards including a 26-yard TD catch ... Caught a pair of passes for 29 yards in victory over Tennessee ... Has at least two catches in every game this season ... Made three catches for 24 yards against Arkansas.

ADAMS' CAREER RECEIVING STATS


| YEAR | G/GS | NO | YDS | AVG | TD | LP/OPPONENT |
|---------------|-------------|-----------|------------|-------------|----------|-----------------------------|
| 2008 | 10/0 | 3 | 18 | 6.0 | 0 | 9/UT Martin |
| 2009 | 6/4 | 25 | 387 | 15.8 | 5 | 30/Mississippi State |
| TOTALS | 16/4 | 28 | 405 | 14.5 | 5 | 30/Mississippi State |

ADAMS' CAREER GAME HIGH STATS

| | No. | Opponent | Date |
|------------|-----|-------------------|---------|
| Receptions | 6 | West Virginia | 9/19/09 |
| Rec. Yards | 116 | Mississippi State | 9/12/09 |
| Rec. TDs | 3 | West Virginia | 9/19/09 |

ADAMS' GAME-BY-GAME RECEIVING STATS

| DATE | OPPONENT | REC | YDS | AVG | TD | TD REC |
|----------|---------------------|-----|-----|------|----|-----------|
| 9/5/09 | * LOUISIANA TECH | 4 | 65 | 16.3 | 1 | 17 |
| 9/12/09 | * MISSISSIPPI STATE | 5 | 116 | 23.2 | 0 | -- |
| 9/19/09 | WEST VIRGINIA | 6 | 80 | 13.3 | 3 | 16, 4, 17 |
| 9/26/09 | * BALL STATE | 5 | 73 | 14.6 | 1 | 26 |
| 10/3/09 | at Tennessee | 2 | 29 | 14.5 | 0 | -- |
| 10/10/09 | * at Arkansas | 3 | 24 | 8.0 | 0 | -- |
| 10/17/09 | KENTUCKY | | | | | |
| 10/24/09 | at LSU | | | | | |
| 10/31/09 | OLE MISS | | | | | |
| 11/7/09 | FURMAN | | | | | |
| 11/14/09 | at Georgia | | | | | |
| 11/27/09 | ALABAMA | | | | | |



DAREN

#25

BATES

DB

5-11 · 195 · Fr. · HS

Olive Branch, Miss. (Olive Branch)

Undecided

2009 — Fifth on team with 30 tackles ... Started at safety in season opener vs. Louisiana Tech ... Recorded AU's only interception of the game, making a leaping grab at the AU 2-yard line to halt a Tech scoring threat ... Had three assisted tackles and two QB hurries in SEC opener vs. Mississippi State ... Totaled four solo tackles vs. West Virginia ... Led Tigers with seven tackles vs. Ball State ... Also registered half a sack (minus 12 yards) and 1.5 TFLs (minus 14 yards) vs. Ball State ... Tied career high with seven tackles against Tennessee ...

Six of his seven stops vs. the Vols were solo ... Had six tackles, with five solo, against Arkansas ... Has 24 tackles in last four games (WVA, Ball St., UT, ARK) with 20 of those solo.

BATES' CAREER DEFENSIVE STATS

| YEAR | G/GS | TT | UT | AT | TFL-YDS | QBS-YDS | FF/FR | PD | I/YDS |
|------|------|----|----|----|---------|---------|-------|----|-------|
| 2009 | 6/6 | 30 | 21 | 9 | 1.5-14 | 0.5-12 | 0/0 | 2 | 1/0 |

BATES' GAME-BY-GAME DEFENSIVE STATS

| DATE | OPPONENT | TT | UT | AT | PD | INT-YDS |
|----------|---------------------|----|----|----|----|---------|
| 9/5/09 | * LOUISIANA TECH | 3 | 1 | 2 | 1 | 1-0 |
| 9/12/09 | * MISSISSIPPI STATE | 3 | 0 | 3 | 0 | 0-0 |
| 9/19/09 | * WEST VIRGINIA | 4 | 4 | 0 | 0 | 0-0 |
| 9/26/09 | * BALL STATE | 7 | 5 | 2 | 1 | 0-0 |
| 10/3/09 | * at Tennessee | 7 | 6 | 1 | 0 | 0-0 |
| 10/10/09 | * at Arkansas | 6 | 5 | 1 | 0 | 0-0 |
| 10/17/09 | KENTUCKY | | | | | |
| 10/24/09 | at LSU | | | | | |
| 10/31/09 | OLE MISS | | | | | |
| 11/7/09 | FURMAN | | | | | |
| 11/14/09 | at Georgia | | | | | |
| 11/27/09 | ALABAMA | | | | | |



MIKE

#66

BERRY

OL

6-3 · 311 · Jr. · 2L

Antioch, Tenn. (Brentwood Academy)

Public Administration

CAREER — Has 12 career starts and appeared in 22 games.

2009 — Started at guard in season opener vs. Louisiana Tech and helped Tigers roll up 301 yards rushing and did not allow a sack on 27 passing attempts ... Registered six knockdown blocks vs. Tech ... Against Mississippi State, did not allow a sack in 24 pass attempts ... Totaled 4.5 knockdown blocks vs. Mississippi State ... Played every snap vs. West Virginia and totaled three knockdown blocks ... Finished 2.5 knockdown blocks vs. Ball State ... Registered six knockdown blocks and did not allow a sack against Tennessee ... Against Arkansas, led offensive linemen with 10 knockdown blocks ... Has 32 knockdown blocks on the season and part of line that has allowed five sacks in 177 pass attempts.



MIKE

#93

BLANC

DL

6-4 · 288 · Jr. · 2L

Pompano Beach, Fla. (Deerfield Beach)

Public Administration

2009 — T-16th in SEC in sacks per game, 0.42 pg ... Recorded a sack (minus 5 yards) to go with two total tackles in season opener vs. Louisiana Tech ... Sack vs. Tech was first since Ole Miss game in 2008 ... Started at defensive tackle vs. Mississippi State and registered four tackles and a pair of QB hurries ... Forced a fumble, registered one sack (minus 4 yards) and had two solo tackles in win vs. West Virginia ... Forced fumble was first of career ... Against Ball State, had half a sack (minus 3 yards) ... Recorded a pair of pass break-ups (first of career) to go with one solo tackle vs. Tennessee ... Tied season high of four tackles, all solo, against Arkansas ... Also had 1.5 TFLs (minus 2 yards) with one pass break-up vs. Razorbacks.

The Players

BLANC'S CAREER DEFENSIVE STATS

| YEAR | G/GS | TT | UT | AT | TFL-YDS | QBS-YDS | FF/FR | PD | I/YDS |
|---------------|--------------|-----------|-----------|-----------|---------------|---------------|------------|----------|------------|
| 2007 | 12/0 | 6 | 3 | 3 | 0.0-0 | 0.0-0 | 0/0 | 0 | 0-0 |
| 2008 | 12/6 | 27 | 11 | 16 | 3.5-6 | 1.5-4 | 0/0 | 0 | 0-0 |
| 2009 | 5/4 | 14 | 9 | 5 | 4.0-14 | 2.5-12 | 1/0 | 3 | 0-0 |
| Totals | 30/11 | 47 | 23 | 24 | 7.5-20 | 4.0-16 | 1/0 | 3 | 0-0 |

BLANC'S GAME-BY-GAME DEFENSIVE STATS

| DATE | OPPONENT | TT | UT | AT | TFL-YDS | QBS-YDS |
|----------|---------------------|----|----|----|---------|---------|
| 9/5/09 | LOUISIANA TECH | 2 | 1 | 1 | 1.0-5 | 1.0-5 |
| 9/12/09 | * MISSISSIPPI STATE | 4 | 1 | 3 | 0.0-0 | 0.0-0 |
| 9/19/09 | * WEST VIRGINIA | 2 | 2 | 0 | 1.0-4 | 1.0-4 |
| 9/26/09 | * BALL STATE | 1 | 0 | 1 | 0.5-3 | 0.5-3 |
| 10/3/09 | * at Tennessee | 1 | 1 | 0 | 0.0-0 | 0.0-0 |
| 10/10/09 | * at Arkansas | 4 | 4 | 0 | 1.5-2 | 0.0-0 |
| 10/17/09 | KENTUCKY | | | | | |
| 10/24/09 | at LSU | | | | | |
| 10/31/09 | OLE MISS | | | | | |
| 11/7/09 | FURMAN | | | | | |
| 11/14/09 | at Georgia | | | | | |
| 11/27/09 | ALABAMA | | | | | |

BURNS' GAME-BY-GAME TOTAL OFFENSE STATS


| DATE | OPPONENT | REC - TDs | PASS - TDs | RUSH - TDs | TOTAL - TDs |
|----------|---------------------|-----------|------------|------------|-------------|
| 9/5/09 | LOUISIANA TECH | 0 | 0 | 23 - 1 | 23 - 1 |
| 9/12/09 | * MISSISSIPPI STATE | 2 - 0 | 13 - 1 | 32 - 3 | 45 - 4 |
| 9/19/09 | WEST VIRGINIA | 8 - 0 | 16 - 0 | 10 - 0 | 34 - 0 |
| 9/26/09 | BALL STATE | 0 - 0 | 0 - 0 | 2 - 0 | 2 - 0 |
| 10/3/09 | at Tennessee | 0 - 0 | 17 - 0 | 16 - 0 | 33 - 0 |
| 10/10/09 | * at Arkansas | 0 - 0 | 0 - 0 | 7 - 0 | 7 - 0 |
| 10/17/09 | KENTUCKY | | | | |
| 10/24/09 | at LSU | | | | |
| 10/31/09 | OLE MISS | | | | |
| 11/7/09 | FURMAN | | | | |
| 11/14/09 | at Georgia | | | | |
| 11/27/09 | ALABAMA | | | | |

BURNS' GAME-BY-GAME RUSHING STATS

| DATE | OPPONENT | ATT | YDS | Avg. | TD | TD Runs |
|----------|---------------------|-----|-----|------|----|---------|
| 9/5/09 | LOUISIANA TECH | 8 | 23 | 2.9 | 1 | 1 |
| 9/12/09 | * MISSISSIPPI STATE | 9 | 32 | 3.6 | 3 | 1, 1, 1 |
| 9/19/09 | WEST VIRGINIA | 7 | 10 | 1.4 | 0 | -- |
| 9/26/09 | BALL STATE | 1 | 2 | 2.0 | 0 | -- |
| 10/3/09 | at Tennessee | 5 | 16 | 3.2 | 0 | -- |
| 10/10/09 | * at Arkansas | 2 | 7 | 3.5 | 0 | -- |
| 10/17/09 | KENTUCKY | | | | | |
| 10/24/09 | at LSU | | | | | |
| 10/31/09 | OLE MISS | | | | | |
| 11/7/09 | FURMAN | | | | | |
| 11/14/09 | at Georgia | | | | | |
| 11/27/09 | ALABAMA | | | | | |

BURNS' GAME-BY-GAME RECEIVING STATS

| DATE | OPPONENT | REC | YDS | AVG | TD | TD REC |
|----------|---------------------|-----|-----|-----|----|--------|
| 9/5/09 | LOUISIANA TECH | 0 | 0 | 0.0 | 0 | -- |
| 9/12/09 | * MISSISSIPPI STATE | 1 | 2 | 2.0 | 0 | -- |
| 9/19/09 | WEST VIRGINIA | 1 | 8 | 8.0 | 0 | -- |
| 9/26/09 | BALL STATE | 0 | 0 | 0.0 | 0 | -- |
| 10/3/09 | at Tennessee | 0 | 0 | 0.0 | 0 | -- |
| 10/10/09 | * at Arkansas | 0 | 0 | 0.0 | 0 | -- |
| 10/17/09 | KENTUCKY | | | | | |
| 10/24/09 | at LSU | | | | | |
| 10/31/09 | OLE MISS | | | | | |
| 11/7/09 | FURMAN | | | | | |
| 11/14/09 | at Georgia | | | | | |
| 11/27/09 | ALABAMA | | | | | |



KODI **#18**
BURNS **WR**
6-2 · 208 · Jr. · 2L
Fort Smith, Ark. (Northside)
Exercise Science

2009 — In multi-purpose role, rushed for 23 yards with a TD and was 0-for-1 passing in season opener vs. Louisiana Tech ... TD came on 1-yard run and gave AU a 10-7 lead ... Set career best with three rushing TDs and four total TDs in victory over Mississippi State ... All three rushing scores came from 1-yard out ... Also had a 13-yard TD pass ... Became first AU player to account for four TDs since 2003 when RB Carnell Williams rushed for six scores vs. Mississippi State ... All four rushing TDs have come from 1-yard out ... Rushed for 10 yards on seven carries and caught one pass for 8 yards vs. West Virginia ... Rushed one time for 2 yards against Ball State before leaving game with injury ... Hit 1-of-3 passes for 17 yards and rushed five times for 16 yards in victory over Tennessee ... Only pass completion vs. UT was to Terrell Zachery to set up AU field goal ... Held to 7 yards rushing on two carries and 0-for-1 on pass attempts vs. Arkansas.

BURNS' CAREER PASSING STATS

| YEAR | G/GS | CMP | ATT | PCT | YDS | INT | TD | LP/OPPONENT |
|---------------|--------------|------------|------------|-------------|--------------|----------|----------|----------------------------|
| 2007 | 9/1 | 10 | 26 | 38.5 | 145 | 1 | 2 | 58/New Mexico State |
| 2008 | 10/7 | 94 | 179 | 52.5 | 1,050 | 7 | 2 | 52/Ole Miss |
| 2009 | 6/2 | 3 | 8 | 37.5 | 46 | 0 | 1 | 13/Mississippi State |
| Totals | 25/10 | 107 | 213 | 50.2 | 1,241 | 8 | 5 | 58/New Mexico State |

BURNS' CAREER RUSHING STATS

| YEAR | G/GS | NO | YDS | AVG | TD | LP/OPPONENT |
|---------------|--------------|------------|------------|------------|-----------|----------------------|
| 2007 | 9/1 | 54 | 203 | 3.8 | 3 | 18/Mississippi State |
| 2008 | 10/7 | 98 | 411 | 4.2 | 5 | 58/UT Martin |
| 2009 | 6/2 | 32 | 90 | 2.8 | 4 | 11/La. Tech |
| Totals | 25/10 | 184 | 704 | 3.8 | 12 | 58/UT Martin |

BURN'S CAREER GAME HIGH STATS

| | No. | Opponent | Date |
|---------------|-----|---------------------------------|---------|
| Completions | 27 | Ole Miss | 11/1/08 |
| Pass Attempts | 43 | Ole Miss | 11/1/08 |
| Pass Yards | 319 | Ole Miss | 11/1/08 |
| Pass TDs | 1 | 4x (last vs. Mississippi State) | 9/12/09 |
| Interceptions | 3 | Ole Miss | 11/1/08 |
| Rush Attempts | 22 | Mississippi State | 9/15/07 |
| Rush Yards | 158 | UT Martin | 11/8/08 |
| Rush TDs | 3 | Mississippi State | 9/12/09 |



JOSH **#17**
BYNES **LB**
6-2 · 239 · Jr. · 2L
Lauderdale Lakes, Fla. (Boyd Anderson)
Human Development and Family Studies

CAREER — Has started 14 consecutive games dating back to last season.

2009 — *Fifth in SEC in Tackles Per Game, 8.5 tpg ... T-eighth in SEC in passes defended per game, 1.00 ...* Second on team with 51 tackles, two shy of 2008 total ... Started at LB in season opener vs. Louisiana Tech and tied for team lead with eight total tackles ... Tied for team lead with eight tackles vs. Mississippi State ... Picked off QB Geno Smith with less than three minutes left to seal victory over West Virginia ... Finished with career-high 12 tackles vs. WVA, 10 coming on solo stops ... Against Ball State, registered first career fumble recovery, had 1.0 TFL (minus 3 yards) and had six tackles, five solo ... Forced a fumble, broke up two passes, had one QB hurry and finished with nine tackles in win over Tennessee ... Against Arkansas, broke up two passes and totaled eight tackles, with five solo stops.

The Players

BYNES' CAREER DEFENSIVE STATS

| YEAR | G/GS | TT | UT | AT | TFL-YDS | QBS-YDS | FF/FR | PD | I/YDS |
|---------------|--------------|------------|-----------|-----------|---------------|--------------|------------|-----------|-------------|
| 2007 | 4/0 | 10 | 8 | 2 | 2.0-4 | 0.0-0 | 1/0 | 0 | 0-0 |
| 2008 | 12/8 | 53 | 24 | 29 | 3.0-7 | 0.0-0 | 0/0 | 4 | 3-33 |
| 2009 | 6/6 | 51 | 32 | 19 | 1.0-3 | 0.0-0 | 0/1 | 6 | 1-5 |
| Totals | 22/14 | 114 | 64 | 50 | 6.0-14 | 0.0-0 | 1/1 | 10 | 4-38 |

BYNES' CAREER GAME HIGH STATS

| | No. | Opponent | Date |
|------------------|-----|---------------|----------|
| Tackles | 12 | West Virginia | 9/19/09 |
| Tackles for loss | 2.0 | Arkansas | 10/11/08 |
| Sacks | -- | | |

BYNES' GAME-BY-GAME DEFENSIVE STATS

| DATE | OPPONENT | TT | UT | AT | TFL-YDS | QBS-YDS |
|----------|---------------------|----|----|----|---------|---------|
| 9/5/09 | * LOUISIANA TECH | 8 | 5 | 3 | 0.0-0 | 0.0-0 |
| 9/12/09 | * MISSISSIPPI STATE | 8 | 2 | 6 | 0.0-0 | 0.0-0 |
| 9/19/09 | * WEST VIRGINIA | 12 | 10 | 2 | 0.0-0 | 0.0-0 |
| 9/26/09 | * BALL STATE | 6 | 5 | 1 | 1.0-3 | 0.0-0 |
| 10/3/09 | * at Tennessee | 9 | 5 | 4 | 0.0-0 | 0.0-0 |
| 10/10/09 | * at Arkansas | 8 | 5 | 3 | 0.0-0 | 0.0-0 |
| 10/17/09 | KENTUCKY | | | | | |
| 10/24/09 | at LSU | | | | | |
| 10/31/09 | OLE MISS | | | | | |
| 11/7/09 | FURMAN | | | | | |
| 11/14/09 | at Georgia | | | | | |
| 11/27/09 | ALABAMA | | | | | |

2009 Field Goal Sequence (Made/Missed):

| | |
|----------|----------------------------------|
| 9/5/09 | LOUISIANA TECH: 29, 49, 47 |
| 9/12/09 | MISSISSIPPI STATE: -- |
| 9/19/09 | WEST VIRGINIA: 46, 42 |
| 9/26/09 | BALL STATE: 32 |
| 10/3/09 | at Tennessee: 29, 43, 46, 19, 22 |
| 10/10/09 | at Arkansas: 37 |
| 10/17/09 | KENTUCKY |
| 10/24/09 | at LSU |
| 10/31/09 | OLE MISS |
| 11/7/09 | FURMAN |
| 11/14/09 | at Georgia |
| 11/27/09 | ALABAMA |



ANTOINE #45
CARTER DE
6-4 · 263 · Jr. · 2L
Ft. Lauderdale, Fla. (Dillard)
Liberal Arts

2009 — Missed first three games of season due to injury ... Returned to play against Ball State ... Had three tackles, two solo, vs. Ball State ... Against Tennessee, only tackle of game was a TFL (minus 3 yards) ... Notched first sack of season (minus 8 yards) for only tackle vs. Arkansas.

CARTER'S CAREER DEFENSIVE STATS

| YEAR | G/GS | TT | UT | AT | TFL-YDS | QBS-YDS | FF/FR | PD | I/YDS |
|---------------|-------------|-----------|-----------|-----------|----------------|---------------|------------|----------|------------|
| 2007 | 13/0 | 16 | 8 | 8 | 4.0-23 | 1.5-16 | 0/0 | 1 | 0/0 |
| 2008 | 10/1 | 16 | 11 | 5 | 6.5-32 | 2.5-19 | 0/0 | 0 | 0/0 |
| 2009 | 3/0 | 5 | 3 | 1 | 2.0-11 | 1.0-8 | 0/0 | 0 | 0/0 |
| Totals | 26/1 | 37 | 22 | 14 | 12.5-66 | 5.0-43 | 0/0 | 1 | 0/0 |

CARTER'S CAREER GAME HIGH STATS

| | No. | Opponent | Date |
|------------------|-----|------------------------|----------|
| Tackles | 4 | New Mexico State | 9/22/07 |
| Tackles for loss | 3.0 | UT Martin | 11/8/08 |
| Sacks | 1.0 | 4x (last vs. Arkansas) | 10/10/09 |

CARTER'S GAME-BY-GAME DEFENSIVE STATS

| DATE | OPPONENT | TT | UT | AT | TFL-YDS | QBS-YDS |
|----------|-------------------|----|----|----|---------|--------------|
| 9/5/09 | LOUISIANA TECH | | | | | DID NOT PLAY |
| 9/12/09 | MISSISSIPPI STATE | | | | | DID NOT PLAY |
| 9/19/09 | WEST VIRGINIA | | | | | DID NOT PLAY |
| 9/26/09 | BALL STATE | 3 | 2 | 1 | 0.0-0 | 0.0-0 |
| 10/3/09 | at Tennessee | 1 | 1 | 0 | 1.0-3 | 0.0-0 |
| 10/10/09 | at Arkansas | 1 | 1 | 0 | 1.0-8 | 1.0-8 |
| 10/17/09 | KENTUCKY | | | | | |
| 10/24/09 | at LSU | | | | | |
| 10/31/09 | OLE MISS | | | | | |
| 11/7/09 | FURMAN | | | | | |
| 11/14/09 | at Georgia | | | | | |
| 11/27/09 | ALABAMA | | | | | |



WES #18
BYRUM K
6-2 · 209 · Jr. · 2L
Ft. Lauderdale, Fla. (St. Thomas Aquinas)
Business

CAREER — Has connected on two game-winning field goals, at Florida and at Arkansas, both in 2007 ... Has hit three field goals in a game six times.

2009 — Named SEC Special Teams Player of the Week (10/5) ... Named Lou Groza Star of the Week (10/5) ... Second in SEC in scoring (kick) and T-2nd in SEC/13th in NCAA (overall), averaging 10.0 ppg ... Second in SEC in FG's made ... First in FG percentage, 91.7 ... Was 3-for-3 in FG attempts and 4-4 on PAT tries in season opener vs. Louisiana Tech ... Hit long FG of 49 yards vs. Tech, marking longest FG since hitting 52-yarder on 9/6/08 vs. Southern Miss ... Three FG's also tied career best for the fifth time ... Also kicked off four times for 64.8 average vs. Tech ... Did not attempt a FG vs. Mississippi State ... Hit both FG attempts vs. West Virginia, connecting from 46 and 42 yards out ... Connected on only FG attempt vs. Ball State, from 32 yards out ... Against Tennessee, accounted for 14 of team's 26 points hitting 4-of-5 FG attempts and a pair of PAT's ... The four FG's made and five attempts were both career highs ... Only miss came from 46 yards out and was first of season ... Hit only FG attempt of game, connecting from 37-yards out for AU's first score of the game vs. Arkansas ... Also kicked off one time for a touchback vs. Hogs ... Six of 12 FG attempts have come from 40 yards or more this season.

BYRUM'S CAREER KICKING STATS

| YEAR | FG-A | Pct. | 0-19 | 20-29 | 30-39 | 40-49 | 50+ | PAT | Pts |
|---------------|--------------|-------------|------------|--------------|--------------|--------------|------------|--------------|------------|
| 2007 | 17-23 | 73.9 | 0-0 | 5-5 | 9-10 | 3-8 | 0-0 | 35-36 | 86 |
| 2008 | 11-19 | 57.9 | 2-2 | 2-3 | 3-6 | 3-7 | 1-1 | 22-23 | 55 |
| 2009 | 11-12 | 91.7 | 1-1 | 3-3 | 2-2 | 5-6 | 0-0 | 27-27 | 60 |
| Totals | 39-54 | 72.2 | 3-3 | 10-11 | 14-18 | 11-21 | 1-1 | 82-84 | 201 |

BYRUM'S CAREER GAME HIGH STATS

| | No. | Opponent | Date |
|-------------|-----|-------------------------|---------|
| FG Attempts | 5 | 2x (last vs. Tennessee) | 10/3/09 |
| FGs Made | 4 | vs. Tennessee | 10/3/09 |

The Players



NEIL #19
CAUDLE QB
 6-3 · 200 · Jr. · SQ
 Hoover, Ala. (Spain Park)
 Building Science

2009 — Saw limited play in season opener vs. Louisiana Tech ... Had a pair of pass attempts wiped out by penalty vs. Mississippi State in limited action ... Against Ball State, hit 2-of-3 passes for 19 yards and scored on a 52-yard run in fourth quarter.

CAUDLE'S CAREER PASSING STATS

| YEAR | G/GS | CMP | ATT | PCT | YDS | INT | TD | LP/OPPONENT |
|---------------|------------|----------|-----------|-------------|-----------|----------|------------|---------------------|
| 2007 | 1/0 | 0 | 3 | .000 | --- | 1 | --- | --- |
| 2008 | 2/0 | 4 | 5 | 80.0 | 32 | 0 | --- | 16/UT Martin |
| 2009 | 3/0 | 2 | 3 | 66.7 | 19 | 1 | --- | 14/Ball State |
| Totals | 6/0 | 6 | 11 | 54.5 | 52 | 2 | --- | 16/UT Martin |

CAUDLE'S GAME-BY-GAME PASSING STATS

| DATE | OPPONENT | CMP | ATT | YDS | INT | TD |
|----------|-------------------|-----|-----|-----|-----|----|
| 9/5/09 | LOUISIANA TECH | 0 | 0 | 0 | 0 | 0 |
| 9/12/09 | MISSISSIPPI STATE | 0 | 0 | 0 | 0 | 0 |
| 9/19/09 | WEST VIRGINIA | | | | | |
| 9/26/09 | BALL STATE | 2 | 3 | 19 | 1 | 0 |
| 10/3/09 | at Tennessee | | | | | |
| 10/10/09 | at Arkansas | | | | | |
| 10/17/09 | KENTUCKY | | | | | |
| 10/24/09 | at LSU | | | | | |
| 10/31/09 | OLE MISS | | | | | |
| 11/7/09 | FURMAN | | | | | |
| 11/14/09 | at Georgia | | | | | |
| 11/27/09 | ALABAMA | | | | | |



ZACH #98
CLAYTON DL
 6-3 · 281 · Jr. · 2L
 Opelika, Ala. (Opelika)
 Finance

2009 — Did not play in season opener vs. Louisiana Tech ... Recorded three tackles in first game of season vs. Mississippi State ... Had one solo tackle vs. West Virginia ... Against Ball State, had one TFL (minus 5 yards) to go with two total tackles ... Has not played in last two games due to injury.

CLAYTON'S CAREER DEFENSIVE STATS

| YEAR | G/GS | TT | UT | AT | TFL-YDS | QBS-YDS | FF/FR | PD | I/YDS |
|---------------|-------------|-----------|-----------|-----------|---------------|---------------|------------|----------|------------|
| 2007 | 10/0 | 8 | 4 | 4 | 0.5-2 | 0.0-0 | 0/0 | 0 | 0-0 |
| 2008 | 11/1 | 22 | 16 | 6 | 7.5-40 | 4.5-35 | 0/0 | 0 | 0-0 |
| 2009 | 3/0 | 6 | 3 | 3 | 1.0-5 | 0.0-0 | 0/0 | 0 | 0-0 |
| Totals | 24/1 | 36 | 23 | 13 | 9.0-47 | 4.5-35 | 0/0 | 0 | 0/0 |

CLAYTON'S GAME-BY-GAME DEFENSIVE STATS

| DATE | OPPONENT | TT | UT | AT | TFL-YDS | QBS-YDS |
|----------|-------------------|----|----|----|---------|---------|
| 9/5/09 | LOUISIANA TECH | | | | | |
| 9/12/09 | MISSISSIPPI STATE | 3 | 1 | 2 | 0.0-0 | 0.0-0 |
| 9/19/09 | WEST VIRGINIA | 1 | 1 | 0 | 0.0-0 | 0.0-0 |
| 9/26/09 | BALL STATE | 2 | 1 | 1 | 1.0-5 | 0.0-0 |
| 10/3/09 | at Tennessee | | | | | |
| 10/10/09 | at Arkansas | | | | | |
| 10/17/09 | KENTUCKY | | | | | |
| 10/24/09 | at LSU | | | | | |
| 10/31/09 | OLE MISS | | | | | |
| 11/7/09 | FURMAN | | | | | |
| 11/14/09 | at Georgia | | | | | |
| 11/27/09 | ALABAMA | | | | | |



ANTONIO #52
COLEMAN DE
 6-3 · 261 · Sr. · 3L
 Mobile, Ala. (Williamson)
 Graduate

CAREER — Has started 17 of the last 17 games played (missed UT Martin game in '08 due to injury) ... Has two touchdown returns, one fumble (vs. Kansas State 9/1/07) and one interception (vs. Miss. State 9/12/09) ... Tied for sixth in career sacks with 17.0 ... Needs 1.5 sacks to move into tie with Reggie Torbor (2000-03) for fifth with 18.5.

2009 — Named to Rotary Lombardi Defensive Lineman Award watch list, Chuck Bednarik Defensive Player of the Year Award watch list, Ted Hendricks Defensive End of the Year watch list and Lowe's Senior CLASS Award watch list ... T-16th in SEC in sacks per game, 0.42 spg ... Recorded 2.5 TFLs with 1.0 sack and seven total tackles in season opener vs. Louisiana Tech ... Against Mississippi State, scored on 20-yard INT return to give AU a 14-0 lead ... INT was first of career ... Also had three tackles vs. Mississippi State ... Finished with 1.0 sack (minus 2 yards), 1.5 TFLs (minus 5 yards), one recovered fumble and one QB hurry to go with six total tackles vs. West Virginia ... Against Ball State, had half a sack (minus 3 yards), one pass break-up, one QB hurry to go with three total tackles ... Did not record a tackle vs. UT, snapping streak of 18 consecutive games with at least one tackle.

COLEMAN'S CAREER DEFENSIVE STATS

| YEAR | G/GS | TT | UT | AT | TFL-YDS | QBS-YDS | FF/FR | PD | I/YDS |
|---------------|--------------|------------|-----------|-----------|-----------------|----------------|------------|----------|-------------|
| 2006 | 13/0 | 18 | 14 | 4 | 1.0-3 | 0.0-0 | 0/0 | 0 | 0/0 |
| 2007 | 13/8 | 38 | 29 | 9 | 18.5-84 | 8.5-54 | 1/1 | 3 | 0/0 |
| 2008 | 11/11 | 46 | 29 | 17 | 10.5-43 | 1.0-33 | 1/0 | 1 | 0/0 |
| 2009 | 6/6 | 19 | 8 | 11 | 4.5-18 | 2.5-12 | 0/1 | 2 | 1/20 |
| Totals | 43/25 | 121 | 80 | 41 | 34.5-148 | 17.0-99 | 2/2 | 6 | 1/20 |

COLEMAN'S CAREER GAME HIGH STATS

| | No. | Opponent | Date |
|------------------|-----|----------|----------|
| Tackles | 8 | Georgia | 11/10/07 |
| Tackles for loss | 4.0 | Georgia | 11/10/07 |
| Sacks | 2.0 | Ole Miss | 10/27/07 |

COLEMAN'S GAME-BY-GAME DEFENSIVE STATS

| DATE | OPPONENT | TT | UT | AT | TFL-YDS | QBS-YDS |
|----------|---------------------|----|----|----|---------|---------|
| 9/5/09 | * LOUISIANA TECH | 7 | 4 | 3 | 2.5-10 | 1.0-7 |
| 9/12/09 | * MISSISSIPPI STATE | 3 | 0 | 3 | 0.0-0 | 0.0-0 |
| 9/19/09 | * WEST VIRGINIA | 6 | 3 | 3 | 1.5-5 | 1.0-2 |
| 9/26/09 | * BALL STATE | 3 | 1 | 2 | 0.5-3 | 0.5-3 |
| 10/3/09 | * at Tennessee | 0 | 0 | 0 | 0.0-0 | 0.0-0 |
| 10/10/09 | * at Arkansas | 0 | 0 | 0 | 0.0-0 | 0.0-0 |
| 10/17/09 | KENTUCKY | | | | | |
| 10/24/09 | at LSU | | | | | |
| 10/31/09 | OLE MISS | | | | | |
| 11/7/09 | FURMAN | | | | | |
| 11/14/09 | at Georgia | | | | | |
| 11/27/09 | ALABAMA | | | | | |


The Players



JARED #79
COOPER OL

6-4 · 3295 · So. · SQ
Brewton, Ala. (W.S. Neal)
History in Education

2009 — Has seen playing time in every game on special teams.



CLAYTON #96
CROFOOT DS

6-6 · 191 · Sr. · 1L
Orlando, Fla. (The First Academy)
Supply Chain Management-Business

CAREER — Awarded scholarship by coaching staff.

2009 — Holder on all field goal and PAT's.



CLINTON #97
DURST P

6-1 · 191 · Sr. · 1L
Destin, Fla. (Ft. Walton Beach)
Marketing-Business

CAREER — Awarded scholarship by coaching staff during 2009 fall camp.

2009 — *Seventh in SEC/44th in NCAA in punting, 41.0 ypp ... Averaged 41.0 yards on two punts in season opener vs. Louisiana Tech ... Put one punt inside the 20-yard line vs. Tech ... Against Mississippi State, punted four times for 36.0 yard average and put two punts inside 20-yard line ... Averaged 44.0 yards on five punts vs. West Virginia with a long of 50 yards ... Against Ball State, punted twice for 43.5 ypp average ... Averaged 43.6 ypp on five attempts vs. Tennessee ... Pinned two punts inside 20-yard line vs. UT ... Had season long punt of 52 yards vs. UT ... Against Arkansas, averaged 39.0 yards on seven punts with a long of 52 yards.*

DURST'S CAREER PUNTING STATS

| YEAR | G | NO | YDS | AVG | IN20 | LP/OPPONENT |
|---------------|-----------|-----------|-------------|-------------|-----------|----------------------------|
| 2008 | 11 | 70 | 2947 | 42.1 | 18 | 58/Louisiana-Monroe |
| 2009 | 6 | 25 | 1024 | 41.0 | 6 | 52/Tennessee & Arkansas |
| Totals | 17 | 95 | 3971 | 41.8 | 24 | 58/Louisiana-Monroe |

DURST'S CAREER GAME HIGH STATS

| | No. | Opponent | Date |
|-------|-----|----------------------|----------|
| Punts | 9 | 3x (last at Alabama) | 11/29/08 |
| IN 20 | 4 | Louisiana-Monroe | 8/30/08 |

DURST'S GAME-BY-GAME PUNTING STATS

| DATE | OPPONENT | NO | YDS | AVG | IN20 | Long |
|----------|-------------------|----|-----|------|------|------|
| 9/5/09 | LOUISIANA TECH | 2 | 82 | 41.0 | 1 | 47 |
| 9/12/09 | MISSISSIPPI STATE | 4 | 144 | 36.0 | 2 | 45 |
| 9/19/09 | WEST VIRGINIA | 5 | 220 | 44.0 | 1 | 50 |
| 9/26/09 | BALL STATE | 2 | 87 | 43.5 | 0 | 50 |
| 10/3/09 | at Tennessee | 5 | 218 | 43.6 | 2 | 52 |
| 10/10/09 | at Arkansas | 7 | 273 | 39.0 | 0 | 52 |
| 10/17/09 | KENTUCKY | | | | | |
| 10/24/09 | at LSU | | | | | |
| 10/31/09 | OLE MISS | | | | | |
| 11/7/09 | FURMAN | | | | | |
| 11/14/09 | at Georgia | | | | | |
| 11/27/09 | ALABAMA | | | | | |



BART #53
EDDINS OL

6-4 · 297 · Jr. · 2L
Montgomery, Ala. (Trinity Presbyterian)
Agriculture Economics

2009 — Saw playing time in season opener vs. Louisiana Tech and SEC opener vs. Mississippi State ... Had one knockdown block vs. Mississippi State ... Totaled two knockdown blocks vs. Ball State ... In first career start, totaled a team-high eight knockdown blocks against Tennessee ... Is part of line that has allowed five sacks in 177 pass attempts this season.



ZAC #4
ETHERIDGE SS

6-0 · 212 · Jr. · 2L
Troy, Ala. (Charles Henderson)
Public Administration

CAREER — Has started 30 consecutive games.

2009 — *T-28th in SEC in Tackles Per Game, 5.8 tpg ... Tied for team lead with eight tackles in season opener vs. Louisiana Tech ... Six tackles were solo ... Also had one QBH and half a TFL (minus 2 yards) ... Tied for team lead with eight tackles, six solo, vs. Mississippi State ... Recorded 1.0 TFL for minus 7 yards to go with three total tackles vs. West Virginia ... Against Ball State, forced and recovered fumble to go with three total tackles ... Tallied six tackles, with five solo stops, in win over Tennessee ... Broke up one pass and registered seven tackles, all solo, vs. Arkansas ... Of 35 total tackles this season, 27 have been solo.*

ETHERIDGE'S CAREER DEFENSIVE STATS

| YEAR | G/GS | TT | UT | AT | TFL-YDS | QBS-YDS | FF/FR | PD | INT-YDS |
|---------------|--------------|------------|------------|-----------|---------------|--------------|------------|----------|------------|
| 2006 | 3/0 | 0 | 0 | 0 | 0.0-0 | 0.0-0 | 0/0 | 0 | 0-0 |
| 2007 | 12/12 | 65 | 39 | 26 | 1.5-7 | 0.5-6 | 2/1 | 5 | 0-0 |
| 2008 | 12/12 | 74 | 38 | 36 | 1.5-6 | 0.0-0 | 0/0 | 3 | 1-0 |
| 2009 | 6/6 | 35 | 27 | 8 | 1.5-9 | 0.0-0 | 1/1 | 1 | 0-0 |
| Totals | 33/30 | 175 | 104 | 70 | 4.5-22 | 0.5-6 | 3/2 | 9 | 1-0 |

ETHERIDGE'S CAREER GAME HIGH STATS

| | No. | Opponent | Date |
|---------------|-----|-------------------|----------|
| Tackles | 11 | vs. Alabama | 11/29/08 |
| Interceptions | 1 | vs. Southern Miss | 9/06/08 |

The Players

ETHERIDGE'S GAME-BY-GAME DEFENSIVE STATS

| DATE | OPPONENT | TT | UT | AT | PD | INT-YDS |
|----------|---------------------|----|----|----|----|---------|
| 9/5/09 | * LOUISIANA TECH | 8 | 6 | 2 | 0 | 0-0 |
| 9/12/09 | * MISSISSIPPI STATE | 8 | 6 | 2 | 0 | 0-0 |
| 9/19/09 | * WEST VIRGINIA | 3 | 1 | 2 | 0 | 0-0 |
| 9/26/09 | * BALL STATE | 3 | 1 | 2 | 0 | 0-0 |
| 10/3/09 | * at Tennessee | 6 | 5 | 1 | 0 | 0-0 |
| 10/10/09 | * at Arkansas | 7 | 7 | 0 | 1 | 0-0 |
| 10/17/09 | KENTUCKY | | | | | |
| 10/24/09 | at LSU | | | | | |
| 10/31/09 | OLE MISS | | | | | |
| 11/7/09 | FURMAN | | | | | |
| 11/14/09 | at Georgia | | | | | |
| 11/27/09 | ALABAMA | | | | | |



JONATHAN #35
EVANS LB
 5-11 · 207 · Fr. · HS
 Prichard, Ala. (Mattie T. Blount)
 Undecided


2009 — Recorded one assisted tackle in first collegiate action vs. Louisiana Tech ... Also had one tackle in SEC opener vs. Mississippi State ... Against Ball State, totaled two solo tackles ... Had a pair of solo stops in win over Tennessee ... Totaled two tackles, both solo, against Arkansas.

EVANS' CAREER DEFENSIVE STATS

| YEAR | G/GS | TT | UT | AT | TFL-YDS | QBS-YDS | FF/FR | PD | I/YDS |
|------|------|----|----|----|---------|---------|-------|----|-------|
| 2009 | 6/0 | 8 | 6 | 2 | 0.0-0 | 0.0-0 | 0/0 | 0 | 0/0 |

EVANS' GAME-BY-GAME DEFENSIVE STATS

| DATE | OPPONENT | TT | UT | AT | TFL-YDS | QBS-YDS |
|----------|-------------------|----|----|----|---------|---------|
| 9/5/09 | LOUISIANA TECH | 1 | 0 | 1 | 0.0-0 | 0.0-0 |
| 9/12/09 | MISSISSIPPI STATE | 1 | 0 | 1 | 0.0-0 | 0.0-0 |
| 9/19/09 | WEST VIRGINIA | 0 | 0 | 0 | 0.0-0 | 0.0-0 |
| 9/26/09 | BALL STATE | 2 | 2 | 0 | 0.0-0 | 0.0-0 |
| 10/3/09 | at Tennessee | 2 | 2 | 0 | 0.0-0 | 0.0-0 |
| 10/10/09 | at Arkansas | 2 | 2 | 0 | 0.0-0 | 0.0-0 |
| 10/17/09 | KENTUCKY | | | | | |
| 10/24/09 | at LSU | | | | | |
| 10/31/09 | OLE MISS | | | | | |
| 11/7/09 | FURMAN | | | | | |
| 11/14/09 | at Georgia | | | | | |
| 11/27/09 | ALABAMA | | | | | |



MARIO #27
FANNIN RB
 5-11 · 225 · Jr. · 2L
 Hampton, Ga. (Lovejoy)
 Undecided

2009 — Started and set career highs in receptions, eight, and receiving yards, 82, in season opener vs. Louisiana Tech ... Led team in receiving yards and catches vs. Tech ... Rushed for 75 yards on nine carries in SEC opener vs. Mississippi State ... Scored on 82-yard TD catch vs. West Virginia ... The 82-yard catch was longest offensive play of career and tied game at 27-27 in third quarter ... Against Ball State, hauled in three passes for 55 yards including 36-yard TD catch in third quarter ... Led Tigers with six receptions against Tennessee ... Totaled 25 yards receiving vs. Vols ... Also had one 32-yard rushing vs. UT ... Had two catches against Arkansas.

FANNIN'S CAREER RUSHING STATS

| YEAR | G/GS | NO | YDS | AVG | TD | LP/OPPONENT |
|---------------|-------------|------------|------------|------------|----------|----------------------------|
| 2006 | 3/0 | 0 | 0 | 0.0 | 0 | -- |
| 2007 | 13/2 | 84 | 448 | 5.3 | 5 | 67/New Mexico State |
| 2008 | 12/3 | 54 | 238 | 4.4 | 1 | 35/Georgia |
| 2009 | 6/3 | 11 | 107 | 9.7 | 0 | 32/Tennessee |
| Totals | 34/8 | 149 | 793 | 5.3 | 6 | 67/New Mexico State |

FANNIN'S CAREER KOR STATS

| YEAR | G | NO | YDS | AVG | TD | LP/OPPONENT |
|---------------|-------------|-----------|------------|-------------|----------|-------------------------|
| 2006 | 3/0 | 0 | 0 | 0.0 | 0 | -- |
| 2007 | 13/2 | 19 | 399 | 21.0 | 0 | 40/Mississippi State |
| 2008 | 12/3 | 11 | 248 | 22.5 | 0 | 69/West Virginia |
| 2009 | 6/3 | 9 | 203 | 22.6 | 0 | 33/Ball State |
| Totals | 34/8 | 39 | 850 | 21.8 | 0 | 69/West Virginia |

FANNIN'S CAREER RECEIVING STATS

| YEAR | G/GS | NO | YDS | AVG | TD | LP/OPPONENT |
|---------------|-------------|-----------|------------|-------------|----------|-------------------------|
| 2006 | 3/0 | 0 | 0 | 0.0 | 0 | -- |
| 2007 | 13/2 | 18 | 176 | 9.8 | 2 | 22/Clemson |
| 2008 | 12/3 | 20 | 223 | 11.2 | 2 | 52/Georgia |
| 2009 | 6/3 | 21 | 246 | 11.7 | 2 | 82/West Virginia |
| Totals | 34/8 | 59 | 645 | 10.9 | 6 | 82/West Virginia |

FANNIN'S CAREER GAME HIGH STATS

| No. | Opponent | Date | |
|-----------------|----------|-----------------------------|---------|
| Rush Attempts | 15 | New Mexico State | 9/22/07 |
| Rush Yards | 103 | New Mexico State | 9/22/07 |
| Rush TDs | 3 | New Mexico State | 9/22/07 |
| Receptions | 8 | Louisiana Tech | 9/5/09 |
| Rec. Yards | 82 | 2x (last vs. West Virginia) | 9/19/09 |
| Kickoff Returns | 5 | Mississippi State | 9/15/07 |
| Kick Ret. Yds. | 110 | Mississippi State | 9/15/07 |

FANNIN'S GAME-BY-GAME TOTAL OFFENSE STATS

| DATE | OPPONENT | REC - TDs | PASS - TDs | RUSH - TDs | TOTAL - TDs |
|----------|-------------------|-----------|------------|------------|-------------|
| 9/5/09 | * LOUISIANA TECH | 82 - 0 | 0 - 0 | 0 - 0 | 82 - 0 |
| 9/12/09 | MISSISSIPPI STATE | 3 - 0 | 0 - 0 | 75 - 0 | 78 - 0 |
| 9/19/09 | WEST VIRGINIA | 82 - 1 | 0 - 0 | 0 - 0 | 82 - 1 |
| 9/26/09 | * BALL STATE | 55 - 1 | 0 - 0 | 0 - 0 | 55 - 1 |
| 10/3/09 | * at Tennessee | 25 - 0 | 0 - 0 | 32 - 0 | 57 - 0 |
| 10/10/09 | at Arkansas | -1 - 0 | 0 - 0 | 0 - 0 | -1 - 0 |
| 10/17/09 | KENTUCKY | | | | |
| 10/24/09 | at LSU | | | | |
| 10/31/09 | OLE MISS | | | | |
| 11/7/09 | FURMAN | | | | |
| 11/14/09 | at Georgia | | | | |
| 11/27/09 | ALABAMA | | | | |

FANNIN'S GAME-BY-GAME RECEIVING STATS

| DATE | OPPONENT | REC | YDS | AVG | TD | TD REC |
|----------|-------------------|-----|-----|------|----|--------|
| 9/5/09 | * LOUISIANA TECH | 8 | 82 | 10.3 | 0 | -- |
| 9/12/09 | MISSISSIPPI STATE | 1 | 3 | 3.0 | 0 | -- |
| 9/19/09 | WEST VIRGINIA | 1 | 82 | 82.0 | 1 | 82 |
| 9/26/09 | * BALL STATE | 3 | 55 | 18.3 | 1 | 36 |
| 10/3/09 | * at Tennessee | 6 | 25 | 4.2 | 0 | -- |
| 10/10/09 | at Arkansas | 2 | -1 | -0.5 | 0 | -- |
| 10/17/09 | KENTUCKY | | | | | |
| 10/24/09 | at LSU | | | | | |
| 10/31/09 | OLE MISS | | | | | |
| 11/7/09 | FURMAN | | | | | |
| 11/14/09 | at Georgia | | | | | |
| 11/27/09 | ALABAMA | | | | | |

The Players



**NICK
FAIRLEY** #90
DL
6-5 · 293 · So. · JC
Mobile, Ala. (Copolah-Lincoln CC)
Undecided

2009 — Started first career game in season opener vs. Louisiana Tech ... Recorded five tackles with half a TFL, one fumble recovery and two QBH ... Had half a TFL (minus 3 yards), two QB hurries and three total tackles vs. West Virginia ... Recorded one tackle vs. Ball State ... Recorded first blocked PAT of career in win over Tennessee ... Block came on UT's first score near the end of the first half and gave Auburn a 13-6 edge ... Posted three tackles, with one solo, vs. Arkansas.

FAIRLEY'S CAREER DEFENSIVE STATS

| YEAR | G/GS | TT | UT | AT | TFL-YDS | QBS-YDS | FF/FR | PD | I/YDS |
|------|------|----|----|----|---------|---------|-------|----|-------|
| 2009 | 6/1 | 13 | 5 | 8 | 1.0-3 | 0.0-0 | 0/1 | 0 | 0/0 |

FAIRLEY'S GAME-BY-GAME DEFENSIVE STATS

| DATE | OPPONENT | TT | UT | AT | TFL-YDS | QBS-YDS |
|----------|-------------------|----|----|----|---------|---------|
| 9/5/09 | * LOUISIANA TECH | 2 | 3 | 5 | 0.5-0 | 0.0-0 |
| 9/12/09 | MISSISSIPPI STATE | 0 | 0 | 0 | 0.0-0 | 0.0-0 |
| 9/19/09 | WEST VIRGINIA | 3 | 1 | 2 | 0.5-3 | 0.0-0 |
| 9/26/09 | BALL STATE | 1 | 1 | 0 | 0.0-0 | 0.0-0 |
| 10/3/09 | at Tennessee | 1 | 0 | 1 | 0.0-0 | 0.0-0 |
| 10/10/09 | at Arkansas | 3 | 1 | 2 | 0.0-0 | 0.0-0 |
| 10/17/09 | KENTUCKY | | | | | |
| 10/24/09 | at LSU | | | | | |
| 10/31/09 | OLE MISS | | | | | |
| 11/7/09 | FURMAN | | | | | |
| 11/14/09 | at Georgia | | | | | |
| 11/27/09 | ALABAMA | | | | | |



**DEE
FORD** #95
DE
6-4 · 214 · Fr. · HS
Odenville, Ala. (St. Clair County)
Undecided

2009 — In first collegiate game, recorded one tackle with two QBH ... Had one tackle, solo, and one QB hurry in limited snaps vs. Mississippi State ... Had one QB hurry vs. West Virginia ... Against Ball State, had season highs with four tackles with one sack (minus 10 yards) and half a TFL (minus 1 yard) with one QB hurry ... Registered two tackles against Arkansas.

FORD'S CAREER DEFENSIVE STATS

| YEAR | G/GS | TT | UT | AT | TFL-YDS | QBS-YDS | FF/FR | PD | I/YDS |
|------|------|----|----|----|---------|---------|-------|----|-------|
| 2009 | 6/0 | 8 | 3 | 5 | 1.5-11 | 1.0-10 | 0/0 | 0 | 0/0 |

FORD'S GAME-BY-GAME DEFENSIVE STATS

| DATE | OPPONENT | TT | UT | AT | TFL-YDS | QBS-YDS |
|----------|-------------------|----|----|----|---------|---------|
| 9/5/09 | LOUISIANA TECH | 1 | 0 | 1 | 0.0-0 | 0.0-0 |
| 9/12/09 | MISSISSIPPI STATE | 1 | 1 | 0 | 0.0-0 | 0.0-0 |
| 9/19/09 | WEST VIRGINIA | 0 | 0 | 0 | 0.0-0 | 0.0-0 |
| 9/26/09 | BALL STATE | 4 | 1 | 3 | 1.5-11 | 1.0-10 |
| 10/3/09 | at Tennessee | 0 | 0 | 0 | 0.0-0 | 0.0-0 |
| 10/10/09 | at Arkansas | 2 | 1 | 1 | 0.0-0 | 0.0-0 |
| 10/17/09 | KENTUCKY | | | | | |
| 10/24/09 | at LSU | | | | | |
| 10/31/09 | OLE MISS | | | | | |
| 11/7/09 | FURMAN | | | | | |
| 11/14/09 | at Georgia | | | | | |
| 11/27/09 | ALABAMA | | | | | |



**ELTORO
FREEMAN** #21
LB
5-11 · 219 · So. · JC
Alexander City, Ala. (Miss. Gulf Coast CC)
Philosophy

SPRING 2009 — Participated in spring drills at Auburn after enrolling in January.

2009 — Did not play in season opener vs. Louisiana Tech ... In first collegiate action, recorded six tackles vs. Mississippi State ... Earned first career start vs. West Virginia and had one solo tackle.

FREEMAN'S CAREER DEFENSIVE STATS

| YEAR | G/GS | TT | UT | AT | TFL-YDS | QBS-YDS | FF/FR | PD | I/YDS |
|------|------|----|----|----|---------|---------|-------|----|-------|
| 2009 | 4/3 | 7 | 3 | 4 | 0.0-0 | 0.0-0 | 0/0 | 0 | 0/0 |

FREEMAN'S GAME-BY-GAME DEFENSIVE STATS

| DATE | OPPONENT | TT | UT | AT | TFL-YDS | QBS-YDS |
|----------|-------------------|----|----|----|---------|--------------|
| 9/5/09 | LOUISIANA TECH | | | | | DID NOT PLAY |
| 9/12/09 | MISSISSIPPI STATE | 6 | 2 | 4 | 0.0-0 | 0.0-0 |
| 9/19/09 | * WEST VIRGINIA | 1 | 1 | 0 | 0.0-0 | 0.0-0 |
| 9/26/09 | * BALL STATE | 0 | 0 | 0 | 0.0-0 | 0.0-0 |
| 10/3/09 | * at Tennessee | 0 | 0 | 0 | 0.0-0 | 0.0-0 |
| 10/10/09 | at Arkansas | | | | | DID NOT PLAY |
| 10/17/09 | KENTUCKY | | | | | |
| 10/24/09 | at LSU | | | | | |
| 10/31/09 | OLE MISS | | | | | |
| 11/7/09 | FURMAN | | | | | |
| 11/14/09 | at Georgia | | | | | |
| 11/27/09 | ALABAMA | | | | | |



**HARRIS
GASTON** #58
LB
6-1 · 219 · Fr. · HS
Bessemer, Ala. (Bessemer Academy)
Undecided

2009 — In first collegiate game, had one solo tackle in season opener vs. Louisiana Tech ... Also had one solo stop vs. Mississippi State ... Had one assisted tackle vs. West Virginia ... Against Ball State, set season high with six tackles.


GASTON'S CAREER DEFENSIVE STATS

| YEAR | G/GS | TT | UT | AT | TFL-YDS | QBS-YDS | FF/FR | PD | I/YDS |
|------|------|----|----|----|---------|---------|-------|----|-------|
| 2009 | 4/0 | 9 | 3 | 6 | 0.0-0 | 0.0-0 | 0/0 | 0 | 0/0 |

The Players

GASTON'S GAME-BY-GAME DEFENSIVE STATS

| DATE | OPPONENT | TT | UT | AT | TFL-YDS | QBS-YDS |
|----------|-------------------|----|----|----|--------------|---------|
| 9/5/09 | LOUISIANA TECH | 1 | 1 | 0 | 0.0-0 | 0.0-0 |
| 9/12/09 | MISSISSIPPI STATE | 1 | 1 | 0 | 0.0-0 | 0.0-0 |
| 9/19/09 | WEST VIRGINIA | 1 | 0 | 1 | 0.0-0 | 0.0-0 |
| 9/26/09 | BALL STATE | 6 | 1 | 5 | 0.0-0 | 0.0-0 |
| 10/3/09 | at Tennessee | | | | DID NOT PLAY | |
| 10/10/09 | at Arkansas | | | | DID NOT PLAY | |
| 10/17/09 | KENTUCKY | | | | | |
| 10/24/09 | at LSU | | | | | |
| 10/31/09 | OLE MISS | | | | | |
| 11/7/09 | FURMAN | | | | | |
| 11/14/09 | at Georgia | | | | | |
| 11/27/09 | ALABAMA | | | | | |



MICHAEL #49
GOGGANS DE
6-3 · 264 · Jr. · 2L
Alexander City, Ala. (Benjamin Russell)
Public Administration

Career — Has started 17 consecutive games.

2009 — Started season opener vs. Louisiana Tech, recording two total tackles with one QBH ... Against Mississippi State, had a solo sack (minus 2 yards) to go with four tackles, one pass break-up and one QB hurry ... Sack was first since 2007 (Vanderbilt) ... Picked up three tackles, two solo, vs. West Virginia ... Against Ball State, broke up one pass and totaled four tackles ... Had one TFL (minus 3 yards) and two total tackles against Tennessee ... Registered half a TFL (minus 1 yard) with a QB hurry and two tackles vs. Arkansas.

GOGGAN'S CAREER DEFENSIVE STATS

| YEAR | G/GS | TT | UT | AT | TFL-YDS | QBS-YDS | FF/FR | PD | I/YDS |
|---------------|--------------|-----------|-----------|-----------|---------------|--------------|------------|----------|------------|
| 2007 | 12/0 | 9 | 4 | 5 | 2.0-3 | 1.0-2 | 0/1 | 0 | 0-0 |
| 2008 | 12/12 | 27 | 16 | 11 | 4.0-12 | 0.0-0 | 0/1 | 0 | 0-0 |
| 2009 | 6/6 | 17 | 7 | 10 | 2.5-6 | 1.0-2 | 0/0 | 1 | 0-0 |
| Totals | 30/18 | 53 | 27 | 26 | 8.5-21 | 2.0-3 | 0/2 | 1 | 0-0 |

GOGGAN'S CAREER GAME HIGH STATS

| | No. | Opponent | Date |
|------------------|-----|---------------------------------|----------|
| Tackles | 6 | vs. Alabama | 11/29/08 |
| Tackles for loss | 2.0 | 2x, (last vs. Arkansas) | 11/29/08 |
| Sacks | 1.0 | 2x (last vs. Mississippi State) | 9/12/09 |

GOGGAN'S GAME-BY-GAME DEFENSIVE STATS

| DATE | OPPONENT | TT | UT | AT | TFL-YDS | QBS-YDS |
|----------|---------------------|----|----|----|---------|---------|
| 9/5/09 | * LOUISIANA TECH | 2 | 1 | 1 | 0.0-0 | 0.0-0 |
| 9/12/09 | * MISSISSIPPI STATE | 4 | 1 | 3 | 1.0-2 | 1.0-2 |
| 9/19/09 | * WEST VIRGINIA | 3 | 2 | 1 | 0.0-0 | 0.0-0 |
| 9/26/09 | * BALL STATE | 4 | 2 | 2 | 0.0-0 | 0.0-0 |
| 10/3/09 | * at Tennessee | 2 | 1 | 1 | 1.0-3 | 0.0-0 |
| 10/10/09 | * at Arkansas | 2 | 0 | 2 | 0.5-1 | 0.0-0 |
| 10/17/09 | KENTUCKY | | | | | |
| 10/24/09 | at LSU | | | | | |
| 10/31/09 | OLE MISS | | | | | |
| 11/7/09 | FURMAN | | | | | |
| 11/14/09 | at Georgia | | | | | |
| 11/27/09 | ALABAMA | | | | | |



ANTHONY #84
GULLEY WR
5-9 · 176 · Fr. · HS
Brantley, Ala. (Brantley)
Undecided

2009 — Saw game time, returning one punt, in season opener vs. Louisiana Tech ... Returned two punts for 24 yards with a long of 17 yards vs. West Virginia ... Fielded a pair of punts and returned one kickoff for 24 yards vs. Ball State.

GULLEY'S CAREER RECEIVING STATS

| YEAR | G/GS | NO | YDS | AVG | TD | LP/OPPONENT |
|------|------|----|-----|-----|----|-------------|
| 2009 | 5/0 | 0 | 0 | 0.0 | 0 | -- |

GULLEY'S GAME-BY-GAME RECEIVING STATS

| DATE | OPPONENT | REC | YDS | AVG | TD | TD REC |
|----------|-------------------|-----|-----|-----|----|--------|
| 9/5/09 | LOUISIANA TECH | 0 | 0 | 0.0 | 0 | -- |
| 9/12/09 | MISSISSIPPI STATE | 0 | 0 | 0.0 | 0 | -- |
| 9/19/09 | WEST VIRGINIA | 0 | 0 | 0.0 | 0 | -- |
| 9/26/09 | BALL STATE | 0 | 0 | 0.0 | 0 | -- |
| 10/3/09 | at Tennessee | 0 | 0 | 0.0 | 0 | -- |
| 10/10/09 | at Arkansas | | | | | |
| 10/17/09 | KENTUCKY | | | | | |
| 10/24/09 | at LSU | | | | | |
| 10/31/09 | OLE MISS | | | | | |
| 11/7/09 | FURMAN | | | | | |
| 11/14/09 | at Georgia | | | | | |
| 11/27/09 | ALABAMA | | | | | |



TIM #13
HAWTHORNE WR
6-3 · 212 · Jr. · 2L
Birmingham, Ala. (Homewood)
Public Administration

2009 — Started vs. West Virginia but did not record a catch in first playing time of season (injury) ... Saw playing time but did not have a reception vs. Ball State.

HAWTHORNE'S CAREER RECEIVING STATS

| YEAR | G/GS | NO | YDS | AVG | TD | LP/OPPONENT |
|---------------|-------------|-----------|------------|-------------|----------|--------------------|
| 2007 | 13/3 | 4 | 47 | 11.8 | 0 | 8/New Mexico State |
| 2008 | 12/1 | 8 | 203 | 25.4 | 0 | 58/LSU |
| 2009 | 4/1 | 0 | 0 | 0.0 | 0 | -- |
| Totals | 29/5 | 12 | 250 | 20.8 | 0 | 58/LSU |

HAWTHORNE'S CAREER GAME HIGH STATS

| | No. | Opponent | Date |
|------------|-----|----------|---------|
| Receptions | 2 | LSU | 9/20/08 |
| Rec. Yards | 87 | LSU | 9/20/08 |

The Players

HAWTHORNE'S GAME-BY-GAME RECEIVING STATS

| DATE | OPPONENT | REC | YDS | AVG | TD | TD REC |
|----------|-------------------|-----|-----|-----|----|--------|
| 9/5/09 | LOUISIANA TECH | | | | | |
| 9/12/09 | MISSISSIPPI STATE | | | | | |
| 9/19/09 | * WEST VIRGINIA | 0 | 0 | 0.0 | 0 | -- |
| 9/26/09 | BALL STATE | 0 | 0 | 0.0 | 0 | -- |
| 10/3/09 | at Tennessee | 0 | 0 | 0.0 | 0 | -- |
| 10/10/09 | at Arkansas | 0 | 0 | 0.0 | 0 | -- |
| 10/17/09 | KENTUCKY | | | | | |
| 10/24/09 | at LSU | | | | | |
| 10/31/09 | OLE MISS | | | | | |
| 11/7/09 | FURMAN | | | | | |
| 11/14/09 | at Georgia | | | | | |
| 11/27/09 | ALABAMA | | | | | |

HOOD'S CAREER DEFENSIVE STATS

| YEAR | G/GS | TT | UT | AT | TFL-YDS | QBS-YDS | FF/FR | PD | INT-YDS |
|---------------|-------------|-----------|-----------|----------|--------------|--------------|------------|----------|------------|
| 2008 | 12/1 | 13 | 7 | 6 | 0.0-0 | 0.0-0 | 0/1 | 1 | 0-0 |
| 2009 | 3/0 | 3 | 3 | 0 | 0.0-0 | 0.0-0 | 0/0 | 0 | 0-0 |
| Totals | 15/1 | 16 | 10 | 6 | 0.0-0 | 0.0-0 | 0/1 | 1 | 0-0 |

HOOD'S GAME-BY-GAME DEFENSIVE STATS

| DATE | OPPONENT | TT | UT | AT | PD | INT-YDS |
|----------|-------------------|----|----|----|----|---------|
| 9/5/09 | LOUISIANA TECH | | | | | |
| 9/12/09 | MISSISSIPPI STATE | | | | | |
| 9/19/09 | WEST VIRGINIA | | | | | |
| 9/26/09 | BALL STATE | 3 | 3 | 0 | 0 | 0-0 |
| 10/3/09 | at Tennessee | 0 | 0 | 0 | 0 | 0-0 |
| 10/10/09 | at Arkansas | 0 | 0 | 0 | 0 | 0-0 |
| 10/17/09 | KENTUCKY | | | | | |
| 10/24/09 | at LSU | | | | | |
| 10/31/09 | OLE MISS | | | | | |
| 11/7/09 | FURMAN | | | | | |
| 11/14/09 | at Georgia | | | | | |
| 11/27/09 | ALABAMA | | | | | |



ADAM #31

HERRING LB

6-1 · 216 · So. · 1L
Springdale, Ark. (Shiloh Christian)
Business Management

2009 — Earned first career start in season opener vs. Louisiana Tech, recording two solo tackles ... Picked up half a TFL (minus 1 yard) and four total tackles vs. Mississippi State ... Recorded one solo tackle vs. West Virginia ... Played, but did not register a tackle vs. Ball State ... Started and recorded a pair of solo tackles vs. Arkansas.

HERRING'S CAREER DEFENSIVE STATS

| YEAR | G/GS | TT | UT | AT | TFL-YDS | QBS-YDS | FF/FR | PD | I/YDS |
|---------------|-------------|-----------|----------|----------|--------------|--------------|------------|----------|------------|
| 2008 | 11/0 | 2 | 1 | 1 | 0.0-0 | 0.0-0 | 0/0 | 0 | 0/0 |
| 2009 | 6/3 | 9 | 6 | 3 | 0.5-1 | 0.0-0 | 0/0 | 0 | 0/0 |
| Totals | 17/3 | 11 | 7 | 4 | 0.5-1 | 0.0-0 | 0/0 | 0 | 0/0 |

HERRING'S GAME-BY-GAME DEFENSIVE STATS

| DATE | OPPONENT | TT | UT | AT | TFL-YDS | QBS-YDS |
|----------|---------------------|----|----|----|---------|---------|
| 9/5/09 | * LOUISIANA TECH | 2 | 2 | 0 | 0.0-0 | 0.0-0 |
| 9/12/09 | * MISSISSIPPI STATE | 4 | 1 | 3 | 0.5-1 | 0.0-0 |
| 9/19/09 | WEST VIRGINIA | 1 | 1 | 0 | 0.0-0 | 0.0-0 |
| 9/26/09 | BALL STATE | 0 | 0 | 0 | 0.0-0 | 0.0-0 |
| 10/3/09 | at Tennessee | 0 | 0 | 0 | 0.0-0 | 0.0-0 |
| 10/10/09 | * at Arkansas | 2 | 2 | 0 | 0.0-0 | 0.0-0 |
| 10/17/09 | KENTUCKY | | | | | |
| 10/24/09 | at LSU | | | | | |
| 10/31/09 | OLE MISS | | | | | |
| 11/7/09 | FURMAN | | | | | |
| 11/14/09 | at Georgia | | | | | |
| 11/27/09 | ALABAMA | | | | | |



D'ANTOINE #24

HOOD DB

5-10 · 187 · So. · 1L
Phenix City, Ala. (Central-Phenix HS)
Pre-Business

2009 — Saw first game action vs. Ball State and recorded three solo tackles ... Played, but did not record a tackle vs. Tennessee and Arkansas.



MORGAN #37

HULL K

6-3 · 199 · Jr. · 1L
Decatur, Ala. (Austin)
Pre-Medicine

2009 — In season opener vs. Louisiana Tech, kicked off three times for a 66.7 yard average ... Against Mississippi State, kicked off seven times for 67.6 ypk average ... Kicked off eight times vs. West Virginia, averaging 63.9 ypk ... Had one touchback vs. WVU ... Against Ball State, averaged 59.8 yards on nine kickoffs ... On seven kickoffs vs. Tennessee, averaged 65.0 yards per kick ... Had one touchback and averaged 68.2 yards on four kickoffs vs. Arkansas.



BYRON #57

ISOM OL

6-3 · 291 · Jr. · 2L
Jonesboro, Ga. (Lovejoy)
Public Administration

2009 — Started at guard in season opener vs. Louisiana Tech and did not allow a sack in 27 pass attempts ... Also recorded three knockdown blocks vs. Tech ... Started against Mississippi State, did not allow a sack in 24 pass attempts ... Registered three knockdown blocks vs. Mississippi State ... Took every snap vs. West Virginia and registered five knockdown blocks ... Did not play vs. Ball State or Tennessee ... Tied with third-most knockdown blocks vs. Arkansas with seven ... Has 18 knockdown blocks on season ... Part of o-line that is allowing a sack every 35.4 pass attempts and has given up just five sacks in 177 pass attempts.

The Players



PHILIP #43
LUTZENKIRCHEN TE

6-4 · 262 · Fr. · HS
Marietta, Ga. (Lassiter)
Undecided

2009 — Saw playing time but did not record a catch in season opener vs. Louisiana Tech ... Recorded first career catch, a 13-yard TD reception from Kodi Burns, vs. Mississippi State ... Played, but did not record a catch vs. West Virginia ... Caught 14-yard pass vs. Ball State.

LUTZENKIRCHEN'S CAREER RECEIVING STATS

| YEAR | G/GS | NO | YDS | AVG | TD | LP/OPPONENT |
|------|------|----|-----|------|----|----------------------|
| 2009 | 6/0 | 2 | 27 | 13.5 | 1 | 13/Mississippi State |

LUTZENKIRCHEN'S GAME-BY-GAME RECEIVING STATS

| DATE | OPPONENT | REC | YDS | AVG | TD | TD REC |
|----------|-------------------|-----|-----|------|----|--------|
| 9/5/09 | LOUISIANA TECH | 0 | 0 | 0.0 | 0 | -- |
| 9/12/09 | MISSISSIPPI STATE | 1 | 13 | 13.0 | 1 | 13 |
| 9/19/09 | WEST VIRGINIA | 0 | 0 | 0.0 | 0 | -- |
| 9/26/09 | BALL STATE | 1 | 14 | 14.0 | 0 | -- |
| 10/3/09 | at Tennessee | 0 | 0 | 0.0 | 0 | -- |
| 10/10/09 | at Arkansas | 0 | 0 | 0.0 | 0 | -- |
| 10/17/09 | KENTUCKY | | | | | |
| 10/24/09 | at LSU | | | | | |
| 10/31/09 | OLE MISS | | | | | |
| 11/7/09 | FURMAN | | | | | |
| 11/14/09 | at Georgia | | | | | |
| 11/27/09 | ALABAMA | | | | | |



ANDREW #75
McCAIN OT

6-6 · 299 · Sr. · 3L
Birmingham, Ala. (Briarwood Christian)
Health Services Administration

2009 — Earned first career start in season opener vs. Louisiana Tech ... Started at tackle and did not allow a sack in 27 pass attempts ... Tallied three knockdown blocks vs. Tech ... Started at tackle vs. Mississippi State and did not allow a sack in 24 pass attempts .. Finished with six knockdown blocks, third most among linemen, vs. Mississippi State ... Had a pair of knockdown blocks vs. West Virginia ... Played every snap vs. Mountaineers ... Had one knockdown block vs. Tennessee ... Registered half a knockdown block vs. Arkansas ... Has 12.5 knockdowns this season ... Is part of line that has allowed five sacks in 177 pass attempts this season.



ONTERIO #23
McCALEBB RB

5-10 · 164 · Fr. · HS
Fort Meade, Fla. (Hargrave Military Academy)
Liberal Arts

Career — Became the first AU freshman to ever rush for 100 yards or more in his first two games ... Is just the fourth AU freshman to rush for 100 yards or more in any two consecutive games (Carnell Williams in 2001, Darrell Williams in 1989 and Ron O'Neal in 1981) ... T-12th in rushing yardage for a freshman in AU history ... Needs 165 yards rushing to move into tie for fifth with Tommie Agee (604 yards in 1983) ... Needs 61 yards to become sixth AU freshman to rush for 500 yards in a season.

2009 — Named SEC Freshman of the Week (9/7) ... Sixth in SEC/67th in NCAA in rushing with 73.2 ypg ... Sixth in SEC/52nd in NCAA in all-purpose yards with 128.3 ypg ... Became first freshman RB since Bo Jackson (1982) to rush for 100 yards in a game with 148 yards in season opener vs. Louisiana Tech ... Also had one TD vs. Tech, scoring on a 3-yard run ... Also returned two kickoffs for 49 yards vs. Tech ... Started at TB vs. Mississippi State and recorded second consecutive 100-yard rushing effort, going for 114 yards on 16 carries ... Also returned four kickoffs for 81 yards vs. Mississippi State ... Rushed for 20 yards on eight carries vs. West Virginia ... Also returned two kickoffs for 32 yards, with long of 16 yards vs. WVA ... Against Ball State, led Tigers with 83 yards rushing on eight carries and scored from 1-yard out in second quarter ... Had season-long run of 62 yards to set up TD run ... Did not play in second half vs. Ball State due to injury ... Accumulated 204 all-purpose yards against Tennessee ... Rushed 13 times for 51 yards, hauled in a season-high with three receptions and 62 yards and piled up 91 kickoff return yards on a pair of returns ... Against Arkansas, scored on a 3-yard run and accounted for 42 total yards.

MCCALEBB'S CAREER RUSHING STATS

| YEAR | G/GS | NO | YDS | AVG | TD | LP/OPPONENT |
|------|------|----|-----|-----|----|---------------|
| 2009 | 6/1 | 73 | 439 | 6.0 | 4 | 62/Ball State |

MCCALEBB'S GAME-BY-GAME RUSHING STATS

| DATE | OPPONENT | ATT | YDS | Avg. | TD | TD Runs |
|----------|---------------------|-----|-----|------|----|---------|
| 9/5/09 | LOUISIANA TECH | 22 | 148 | 6.7 | 1 | 3 |
| 9/12/09 | * MISSISSIPPI STATE | 16 | 114 | 7.1 | 1 | 48 |
| 9/19/09 | WEST VIRGINIA | 8 | 20 | 2.5 | 0 | -- |
| 9/26/09 | BALL STATE | 8 | 83 | 10.4 | 1 | 1 |
| 10/3/09 | at Tennessee | 13 | 51 | 3.9 | 0 | -- |
| 10/10/09 | at Arkansas | 6 | 23 | 3.8 | 1 | 3 |
| 10/17/09 | KENTUCKY | | | | | |
| 10/24/09 | at LSU | | | | | |
| 10/31/09 | OLE MISS | | | | | |
| 11/7/09 | FURMAN | | | | | |
| 11/14/09 | at Georgia | | | | | |
| 11/27/09 | ALABAMA | | | | | |

MCCALEBB'S GAME-BY-GAME ALL-PURPOSE YARDS

| DATE | OPPONENT | REC - TDs | RUSH - TDs | KO - TDs | TOTAL - TDs |
|----------|---------------------|-----------|------------|----------|-------------|
| 9/5/09 | LOUISIANA TECH | 0 - 0 | 148 - 1 | 49 - 0 | 197 - 1 |
| 9/12/09 | * MISSISSIPPI STATE | 0 - 0 | 114 - 1 | 81 - 0 | 195 - 1 |
| 9/19/09 | WEST VIRGINIA | 0 - 0 | 20 - 0 | 32 - 0 | 52 - 0 |
| 9/26/09 | BALL STATE | -3 - 0 | 83 - 0 | 0 - 0 | 80 - 0 |
| 10/3/09 | at Tennessee | 62 - 0 | 51 - 0 | 91 - 0 | 204 - 0 |
| 10/10/09 | at Arkansas | 0 - 0 | 23 - 1 | 19 - 0 | 42 - 1 |
| 10/17/09 | KENTUCKY | | | | |
| 10/24/09 | at LSU | | | | |
| 10/31/09 | OLE MISS | | | | |
| 11/7/09 | FURMAN | | | | |
| 11/14/09 | at Georgia | | | | |
| 11/27/09 | ALABAMA | | | | |

The Players



WALTER #6
McFADDEN DB
 6-0 · 175 · Sr. · 3L
 Pompano Beach, Fla. (Ely)
 Graduate

Career — Has started 18 consecutive games.

2009 — *T-Sixth in SEC in passes defended per game, 1.17 pg ...* Started and recorded one pass break-up with two tackles in season opener vs. Louisiana Tech ... Broke up one pass and tallied four solo tackles in victory over Mississippi State ... Picked off a pass to end scoring threat and totaled five solo tackles vs. West Virginia ... Interception came at AU 28-yard line vs. WVA ... Registered three tackles, with a pair of solo stops, vs. Ball State ... Broke up two passes and totaled six tackles in win vs. Tennessee ... Of 20 tackles, 13 have been solo stops ... Against Arkansas, had an INT, recovered a fumble, broke up a pass and totaled two tackles before leaving with injury ... Did not play second half vs. Hogs due to injury.

McFADDEN'S CAREER DEFENSIVE STATS

| YEAR | G/GS | TT | UT | AT | TFL-YDS | QBS-YDS | FF/FR | PD | INT-YDS |
|---------------|--------------|-----------|-----------|-----------|---------------|--------------|------------|-----------|--------------|
| 2006 | 11/0 | 2 | 2 | 0 | 0.0-0 | 0.0-0 | 0/0 | 0 | 0-0 |
| 2007 | 13/0 | 10 | 5 | 5 | 1.0-4 | 0.0-0 | 0/0 | 2 | 1-93 |
| 2008 | 12/12 | 29 | 17 | 12 | 1.5-7 | 0.0-0 | 0/0 | 10 | 2-18 |
| 2009 | 6/6 | 21 | 14 | 7 | 0.0-0 | 0.0-0 | 0/1 | 6 | 2-(-4) |
| Totals | 42/18 | 62 | 38 | 24 | 2.5-11 | 0.0-0 | 0/1 | 18 | 5-107 |

McFADDEN'S CAREER GAME HIGH STATS

| | No. | Opponent | Date |
|---------------|-----|------------------------|----------|
| Tackles | 5 | 3x (last vs. Ole Miss) | 11/1/08 |
| Interceptions | 1 | 5x (last vs. Arkansas) | 10/10/09 |

McFADDEN'S GAME-BY-GAME DEFENSIVE STATS

| DATE | OPPONENT | TT | UT | AT | PD | INT-YDS |
|----------|---------------------|----|----|----|----|---------|
| 9/5/09 | * LOUISIANA TECH | 2 | 1 | 1 | 1 | 0-0 |
| 9/12/09 | * MISSISSIPPI STATE | 4 | 4 | 0 | 1 | 0-0 |
| 9/19/09 | * WEST VIRGINIA | 5 | 5 | 0 | 1 | 1-(-4) |
| 9/26/09 | * BALL STATE | 3 | 2 | 1 | 0 | 0-0 |
| 10/3/09 | * at Tennessee | 5 | 1 | 4 | 2 | 0-0 |
| 10/10/09 | * at Arkansas | 2 | 1 | 1 | 1 | 1-0 |
| 10/17/09 | KENTUCKY | | | | | |
| 10/24/09 | at LSU | | | | | |
| 10/31/09 | OLE MISS | | | | | |
| 11/7/09 | FURMAN | | | | | |
| 11/14/09 | at Georgia | | | | | |
| 11/27/09 | ALABAMA | | | | | |



GABE #83
McKENZIE DE
 6-5 · 252 · Sr. · 3L
 Mobile, Ala. (Davidson)
 Graduate

2009 — Saw playing time, but did not have a catch in season opener vs. Louisiana Tech ... Switched to defensive end in week four, logging one solo tackle vs. Ball State.

McKENZIE'S CAREER DEFENSIVE STATS

| YEAR | G/GS | TT | UT | AT | TFL-YDS | QBS-YDS | FF/FR | PD | INT-YDS |
|---------------|-------------|-----------|----------|----------|--------------|--------------|------------|----------|------------|
| 2008 | 12/1 | 11 | 6 | 5 | 2.5-5 | 0.0-0 | 0/0 | 0 | 1-24 |
| 2009 | 6/0 | 1 | 1 | 0 | 0.0-0 | 0.0-0 | 0/0 | 0 | 0-0 |
| TOTALS | 18/1 | 12 | 7 | 5 | 2.5-5 | 0.0-0 | 0/0 | 0 | 0-0 |

McKENZIE'S GAME-BY-GAME DEFENSIVE STATS

| DATE | OPPONENT | TT | UT | AT | TFL-YDS | QBS-YDS |
|----------|--------------|----|----|----|---------|---------|
| 9/26/09 | BALL STATE | 1 | 1 | 0 | 0.0-0 | 0.0-0 |
| 10/3/09 | at Tennessee | 0 | 0 | 0 | 0.0-0 | 0.0-0 |
| 10/10/09 | at Arkansas | 0 | 0 | 0 | 0.0-0 | 0.0-0 |
| 10/17/09 | KENTUCKY | | | | | |
| 10/24/09 | at LSU | | | | | |
| 10/31/09 | OLE MISS | | | | | |
| 11/7/09 | FURMAN | | | | | |
| 11/14/09 | at Georgia | | | | | |
| 11/27/09 | ALABAMA | | | | | |

McKENZIE'S CAREER RECEIVING STATS

| YEAR | G/GS | NO | YDS | AVG | TD | LP/OPPONENT |
|---------------|-------------|-----------|------------|------------|----------|--------------------------|
| 2006 | 13/0 | 13 | 137 | 10.5 | 1 | 25/South Carolina |
| 2007 | 13/0 | 13 | 117 | 9.0 | 2 | 20/Kansas State |
| 2008 | 12/1 | 3 | 33 | 11.0 | 0 | 21/Georgia |
| 2009 | 6/0 | 0 | 0 | 0.0 | 0 | --- |
| Totals | 43/1 | 29 | 287 | 9.9 | 3 | 25/South Carolina |

McKENZIE'S CAREER GAME HIGH STATS

| | No. | Opponent | Date |
|------------|-----|-----------------------------|--------|
| Receptions | 4 | 2x (last vs. Kansas State) | 9/1/07 |
| Rec. Yards | 42 | 2x (last vs. Kansas State) | 9/1/07 |
| Rec. TDs | 1 | 3x (last vs. South Florida) | 9/8/07 |

McKENZIE'S GAME-BY-GAME RECEIVING STATS

| DATE | OPPONENT | REC | YDS | AVG | TD | TD REC |
|---------|-------------------|-----|-----|-----|----|--------|
| 9/5/09 | LOUISIANA TECH | 0 | 0 | 0.0 | 0 | -- |
| 9/12/09 | MISSISSIPPI STATE | 0 | 0 | 0.0 | 0 | -- |
| 9/19/09 | WEST VIRGINIA | 0 | 0 | 0.0 | 0 | -- |



MIKE #26
McNEIL S
 6-2 · 201 · Jr. · 2L
 Mobile, Ala. (W.P. Davidson)
 Communications

2009 — Has not played.

McNEIL'S CAREER DEFENSIVE STATS

| YEAR | G/GS | TT | UT | AT | TFL-YDS | QBS-YDS | FF/FR | PD | I/YDS |
|---------------|--------------|------------|-----------|-----------|---------------|--------------|------------|----------|------------|
| 2007 | 13/0 | 35 | 22 | 13 | 0.5-1 | 0.0-0 | 0/0 | 0 | 0/0 |
| 2008 | 12/12 | 75 | 42 | 23 | 3.0-9 | 1.0-4 | 0/1 | 2 | 0/0 |
| 2009 | 0/0 | 0 | 0 | 0 | 0.0-0 | 0.0-0 | 0/0 | 0 | 0/0 |
| Totals | 25/12 | 100 | 64 | 36 | 3.5-10 | 1.0-4 | 0/1 | 2 | 0/0 |

McNEIL'S CAREER GAME HIGH STATS

| | No. | Opponent | Date |
|---------|-----|------------------------|----------|
| Tackles | 9 | 3x (last vs. Arkansas) | 10/11/08 |

McNEIL'S GAME-BY-GAME DEFENSIVE STATS

| DATE | OPPONENT | TT | UT | AT | PD | INT-YDS |
|----------|-------------------|----|----|----|----|--------------|
| 9/5/09 | LOUISIANA TECH | | | | | DID NOT PLAY |
| 9/12/09 | MISSISSIPPI STATE | | | | | DID NOT PLAY |
| 9/19/09 | WEST VIRGINIA | | | | | DID NOT PLAY |
| 9/26/09 | BALL STATE | | | | | DID NOT PLAY |
| 10/3/09 | at Tennessee | | | | | DID NOT PLAY |
| 10/10/09 | at Arkansas | | | | | DID NOT PLAY |
| 10/17/09 | KENTUCKY | | | | | |
| 10/24/09 | at LSU | | | | | |
| 10/31/09 | OLE MISS | | | | | |
| 11/7/09 | FURMAN | | | | | |
| 11/14/09 | at Georgia | | | | | |
| 11/27/09 | ALABAMA | | | | | |

The Players



RYAN PUGH #50 OL

6-4 · 289 · Jr. · 2L
Hoover, Ala. (Hoover)
Pre-Building Science

2009 — Started at center in season opener vs. Louisiana Tech and tallied five knockdown blocks ... Did not allow a sack on 27 pass attempts vs. Tech ... Started against Mississippi State and did not allow a sack in 24 pass attempts ... Totaled nine knockdown blocks, second most among offensive linemen, against Mississippi State ... Played every snap vs. West Virginia and totaled 8.5 knockdown blocks ... Led Tigers with 12 knockdown blocks against Ball State ... Totaled six knockdown blocks vs. Tennessee ... Finished with third-highest knockdown total vs. Arkansas, with seven ... Has 47.5 knockdown blocks this season ... Is part of line that has allowed five sacks in 177 pass attempts this season.



JAKE RICKS #91 DL

6-4 · 292 · Sr. · 3L
Muscle Shoals, Ala. (Colbert County)
Criminology

2009 — Has 14 tackles, two shy of career total entering this season ... In first career start, forced one fumble, had a QB hurry and recorded a career-best six tackles vs. Louisiana Tech ... Forced fumble was career-first ... Broke up a pass and had half a TFL vs. Mississippi State ... Registered first career INT with a pick and 21-yard return vs. West Virginia ... The INT came at the WVA 37-yard line and set up AU score (TD) ... Also had two QB hurries and two tackles vs. WVA ... Totaled three tackles, two solo, against Ball State ... Had one assisted tackle and one QB hurry in win over Tennessee ... Registered one solo stop vs. Arkansas.

RICKS' CAREER DEFENSIVE STATS

| YEAR | G/GS | TT | UT | AT | TFL-YDS | QBS-YDS | FF/FR | PD | I/YDS |
|---------------|-------------|-----------|-----------|-----------|---------------|--------------|------------|----------|-------------|
| 2006 | 6/0 | 1 | 0 | 1 | 0.5-2 | 0.0-0 | 0/1 | 0 | 0/0 |
| 2007 | 13/0 | 8 | 5 | 3 | 2.0-3 | 0.0-0 | 0/0 | 0 | 0/0 |
| 2008 | 12/0 | 7 | 3 | 4 | 2.0-8 | 0.0-0 | 0/1 | 1 | 0/0 |
| 2009 | 6/6 | 14 | 7 | 7 | 0.5-0 | 0.0-0 | 1/0 | 2 | 1/21 |
| Totals | 37/6 | 30 | 15 | 15 | 5.0-13 | 0.0-0 | 1/2 | 3 | 1/21 |

RICKS' CAREER GAME HIGH STATS

| | No. | Opponent | Date |
|------------------|-----|------------------------|---------|
| Tackles | 6 | Louisiana Tech | 9/5/09 |
| Tackles for loss | 1.0 | 4x (last vs. Ole Miss) | 11/1/08 |

RICKS' GAME-BY-GAME DEFENSIVE STATS

| DATE | OPPONENT | TT | UT | AT | TFL-YDS | QBS-YDS |
|----------|---------------------|----|----|----|---------|---------|
| 9/5/09 | * LOUISIANA TECH | 6 | 3 | 3 | 0.0-0 | 0.0-0 |
| 9/12/09 | * MISSISSIPPI STATE | 1 | 0 | 1 | 0.5-0 | 0.0-0 |
| 9/19/09 | * WEST VIRGINIA | 2 | 1 | 1 | 0.0-0 | 0.0-0 |
| 9/26/09 | * BALL STATE | 3 | 2 | 1 | 0.0-0 | 0.0-0 |
| 10/3/09 | * at Tennessee | 1 | 0 | 1 | 0.0-0 | 0.0-0 |
| 10/10/09 | * at Arkansas | 1 | 1 | 0 | 0.0-0 | 0.0-0 |
| 10/17/09 | KENTUCKY | | | | | |
| 10/24/09 | at LSU | | | | | |
| 10/31/09 | OLE MISS | | | | | |
| 11/7/09 | FURMAN | | | | | |
| 11/14/09 | at Georgia | | | | | |
| 11/27/09 | ALABAMA | | | | | |



MIKE SLADE #11 DB

6-3 · 192 · So. · 1L
Tallahassee, Fla. (Lincoln)
Communications

2009 — Recorded three tackles in season opener vs. Louisiana Tech ... Had one tackle vs. Mississippi State ... Totaled two solo tackles vs. Arkansas after missing two games due to injury.

SLADE' CAREER DEFENSIVE STATS

| YEAR | G/GS | TT | UT | AT | TFL-YDS | QBS-YDS | FF/FR | PD | I/YDS |
|---------------|-------------|-----------|----------|----------|--------------|--------------|------------|----------|------------|
| 2008 | 12/0 | 8 | 2 | 6 | 0.0-0 | 0.0-0 | 0/0 | 0 | 0/0 |
| 2009 | 4/0 | 6 | 3 | 3 | 0.0-0 | 0.0-0 | 0/0 | 0 | 0/0 |
| Totals | 16/0 | 14 | 5 | 9 | 0.0-0 | 0.0-0 | 0/0 | 0 | 0/0 |

SLADE' GAME-BY-GAME DEFENSIVE STATS

| DATE | OPPONENT | TT | UT | AT | PD | INT-YDS |
|----------|-------------------|----|----|----|----|--------------|
| 9/5/09 | LOUISIANA TECH | 3 | 1 | 2 | 0 | 0-0 |
| 9/12/09 | MISSISSIPPI STATE | 1 | 0 | 1 | 0 | 0-0 |
| 9/19/09 | WEST VIRGINIA | 0 | 0 | 0 | 0 | 0-0 |
| 9/26/09 | BALL STATE | | | | | DID NOT PLAY |
| 10/3/09 | at Tennessee | | | | | DID NOT PLAY |
| 10/10/09 | at Arkansas | 2 | 2 | 0 | 0 | 0-0 |
| 10/17/09 | KENTUCKY | | | | | |
| 10/24/09 | at LSU | | | | | |
| 10/31/09 | OLE MISS | | | | | |
| 11/7/09 | FURMAN | | | | | |
| 11/14/09 | at Georgia | | | | | |
| 11/27/09 | ALABAMA | | | | | |



ERIC SMITH #32 RB

5-10 · 237 · So. · 1L
Seffner, Fla. (Armwood HS)
Liberal Arts

2009 — Started vs. Mississippi State and rushed for 8 yards on three carries ... Set career high with four receptions and 74 receiving yards vs. West Virginia ... Had long catch of 37 yards ... Rushed seven times for 47 yards against Ball State with a long run of 16 yards ... Caught three passes for 45 yards, with a long reception of 17 yards, in victory over Tennessee ... Had one catch for 21 yards vs. Arkansas.

SMITH'S CAREER RUSHING STATS

| YEAR | G/GS | NO | YDS | AVG | TD | LP/OPPONENT |
|---------------|-------------|-----------|------------|------------|----------|----------------------------|
| 2008 | 12/1 | 21 | 83 | 4.0 | 0 | 19/Louisiana-Monroe |
| 2009 | 5/3 | 10 | 55 | 5.5 | 0 | 16/Ball State |
| Totals | 16/4 | 31 | 146 | 4.7 | 0 | 19/Louisiana-Monroe |

The Players


SMITH'S GAME-BY-GAME RUSHING STATS

| DATE | OPPONENT | ATT | YDS | Avg. | TD | TD Runs |
|----------|---------------------|-----|-----|------|----|--------------|
| 9/5/09 | LOUISIANA TECH | | | | | DID NOT PLAY |
| 9/12/09 | * MISSISSIPPI STATE | 3 | 8 | 2.7 | 0 | -- |
| 9/19/09 | * WEST VIRGINIA | 0 | 0 | 0.0 | 0 | -- |
| 9/26/09 | BALL STATE | 7 | 47 | 6.7 | 0 | -- |
| 10/3/09 | at Tennessee | 0 | 0 | 0.0 | 0 | -- |
| 10/10/09 | * at Arkansas | 0 | 0 | 0.0 | 0 | -- |
| 10/17/09 | KENTUCKY | | | | | |
| 10/24/09 | at LSU | | | | | |
| 10/31/09 | OLE MISS | | | | | |
| 11/7/09 | FURMAN | | | | | |
| 11/14/09 | at Georgia | | | | | |
| 11/27/09 | ALABAMA | | | | | |



VANCE SMITH #55 OL
6-2 · 281 · So. · 1L
Pace, Fla. (Pace)
Education

2009 — Saw playing time vs. Louisiana Tech in season opener ... Did not allow a sack in limited action vs. Mississippi State and totaled one knockdown block.



CRAIG STEVENS #46 LB
6-3 · 223 · Jr. · 2L
Tallahassee, Fla. (Lincoln)
Business Management

Career — Has started 18 consecutive games.

2009 — *Third in SEC in tackles per game, 9.2 tpg ... 12th in SEC in TFLs per game, 0.83 ... Named SEC Defensive Player of the Week (9/21) ... Started at linebacker in season opener vs. Louisiana Tech and tied career high eight tackles ... Also had 1.5 TFLs (minus 3 yards) and 1.0 sack (minus 2 yards) ... Sack was first of career ... Against Mississippi State, had 2.0 TFLs (minus 4 yards) with seven tackles, four solo ... Picked off first career pass and returned it 15 yards for first career TD vs. West Virginia ... INT gave Auburn 41-30 lead with 3:20 left in game ... Also had career-high 11 tackles, eight solo, vs. WVA ... Against Ball State, racked up half a sack (minus 12 yards), one forced fumble, one QB hurry and six total tackles, with four solo stops ... Forced fumble was first since 2007 (Mississippi State) ... Led Tigers, and tied career-high, with 11 tackles in win over Tennessee ... Also had one QB hurry, one pass break-up and a TFL (minus 1 yard) against the Vols ... Against Arkansas, set career high and led team with 12 tackles ... Nine tackles were solo stops ... Has 40 tackles in last four games (WVA, Ball St., UT, ARK) Has at least half a TFL in five of six games this season.*

STEVENS' CAREER DEFENSIVE STATS


| YEAR | G/GS | TT | UT | AT | TFL-YDS | QBS-YDS | FF/FR | PD | I/YDS |
|---------------|--------------|------------|-----------|-----------|---------------|---------------|------------|----------|-------------|
| 2006 | 3/0 | 6 | 3 | 3 | 1.0-1 | 0.0-0 | 0/0 | 0 | 0-0 |
| 2007 | 10/8 | 35 | 20 | 15 | 0.0-0 | 0.0-0 | 1/0 | 1 | 0-0 |
| 2008 | 12/12 | 54 | 31 | 23 | 0.5-1 | 0.0-0 | 0/1 | 2 | 0-0 |
| 2009 | 6/6 | 55 | 36 | 19 | 5.0-20 | 1.5-14 | 1/0 | 3 | 1-15 |
| Totals | 31/26 | 150 | 90 | 60 | 6.5-22 | 1.5-44 | 2/1 | 6 | 1-15 |

STEVENS' CAREER GAME HIGH STATS

| | No. | Opponent | Date |
|---------|-----|-------------------|----------|
| Tackles | 12 | Arkansas | 10/10/09 |
| Sacks | 1.0 | Louisiana Tech | 9/5/09 |
| TFL | 2.0 | Mississippi State | 9/12/09 |

STEVENS' GAME-BY-GAME DEFENSIVE STATS

| DATE | OPPONENT | TT | UT | AT | TFL-YDS | QBS-YDS |
|----------|---------------------|----|----|----|---------|---------|
| 9/5/09 | * LOUISIANA TECH | 8 | 6 | 2 | 1.5-3 | 1.0-2 |
| 9/12/09 | * MISSISSIPPI STATE | 7 | 4 | 3 | 2.0-4 | 0.0-0 |
| 9/19/09 | * WEST VIRGINIA | 11 | 8 | 3 | 0.0-0 | 0.0-0 |
| 9/26/09 | * BALL STATE | 6 | 4 | 2 | 0.5-12 | 0.5-12 |
| 10/3/09 | * at Tennessee | 11 | 5 | 6 | 1.0-1 | 0.0-0 |
| 10/10/09 | * at Arkansas | 12 | 9 | 3 | 0.0-0 | 0.0-0 |
| 10/17/09 | KENTUCKY | | | | | |
| 10/24/09 | at LSU | | | | | |
| 10/31/09 | OLE MISS | | | | | |
| 11/7/09 | FURMAN | | | | | |
| 11/14/09 | at Georgia | | | | | |
| 11/27/09 | ALABAMA | | | | | |
| 11/29/08 | at Alabama | | | | | |



JOHN SULLEN #71 OL
6-6 · 346 · Fr. · HS
Auburn, Ala. (Auburn)
Undecided

2009 — Saw game action in season opener vs. Louisiana Tech ... Did not give up a sack in limited action vs. Mississippi State ... Made first career start against Ball State ... Totaled 2.5 knockdown blocks against Ball State.



BEN TATE #44 RB
5-11 · 218 · Sr. · 3L
Newark, Md. (Snow Hill)
Graduate

CAREER — Nine 100-yard rushing games, including three 150-yard rushing games (156 vs. Tulane, 2006; 157 vs. Mississippi State, 2009; 184 vs. Arkansas, 2009) ... 13th player in AU history to record 2,000 yards rushing ... Eighth on career rushing list with 2,683 yards ... Needs 24 yards to tie Ronnie Brown (2001-04) for 7th with 2,707 yards.

2009 — *Maxwell Outstanding Player Award watch list ... First in SEC/8th in NCAA in rushing with 120.7 ypg ... Third in SEC/21st in NCAA in all-purpose yards, 151.8 ypg ... Rushed for 117 yards on 20 carries in season opener vs. Louisiana Tech ... Also had a pair of pass receptions for 10 yards vs. Tech ... Set career best with 157 rushing yards vs. Mississippi State ... Also had one rushing TD from 35-yards out ... Ran 19 times for 75 yards with a long rush of 16 yards vs. West Virginia ... Against Ball State, netted 63 yards rushing on 13 attempts and grabbed three passes for 18 yards ... Returned two kickoffs for 58 yards, with a long of 36 yards ... Led Tigers with 139 all-purpose yards vs. Ball State ... Rushed for game-high 128 yards on 25 carries vs. Tennessee ... Had 11-yard TD run in second quarter vs. Vols ... Totaled 180 all-purpose yards vs. UT, with 17 receiving yards and 35 kickoff return yards ... Set career high and posted fourth 100-yard rushing effort of season with 184 yards on 22 carries vs. Arkansas ... Scored on career-long run of 60 yards and had a 1-yard TD run vs. Razorbacks ... Totaled 228 all-purpose yards vs. Hogs, adding 16 receiving yards and 28 kick return yards.*

The Players

TATE'S CAREER RUSHING STATS

| YEAR | G/GS | NO | YDS | AVG | TD | LP/OPPONENT |
|---------------|--------------|------------|--------------|------------|-----------|---------------------|
| 2006 | 9/0 | 54 | 392 | 7.3 | 3 | 42/Buffalo |
| 2007 | 13/7 | 202 | 903 | 4.5 | 8 | 44/Vanderbilt |
| 2008 | 12/2 | 159 | 664 | 4.2 | 3 | 49/Louisiana-Monroe |
| 2009 | 6/5 | 119 | 724 | 6.1 | 4 | 60/Arkansas |
| Totals | 40/14 | 534 | 2,683 | 5.0 | 18 | 60/Arkansas |

TATE'S CAREER GAME HIGH STATS

| | No. | Opponent | Date |
|---------------|-----|------------------------|----------|
| Rush Attempts | 27 | Vanderbilt | 10/4/06 |
| Rush Yards | 184 | Arkansas | 10/10/09 |
| Rush TDs | 2 | 2x (last vs. Arkansas) | 10/10/09 |

TATE'S GAME-BY-GAME RUSHING STATS

| DATE | OPPONENT | ATT | YDS | Avg. | TD | TD Runs |
|----------|-------------------|-----|-----|------|----|---------|
| 9/5/09 | * LOUISIANA TECH | 20 | 117 | 5.8 | 0 | -- |
| 9/12/09 | MISSISSIPPI STATE | 20 | 157 | 7.8 | 1 | 35 |
| 9/19/09 | * WEST VIRGINIA | 19 | 75 | 3.9 | 0 | -- |
| 9/26/09 | * BALL STATE | 13 | 63 | 4.8 | 0 | -- |
| 10/3/09 | * at Tennessee | 25 | 128 | 5.1 | 1 | 11 |
| 10/10/09 | * at Arkansas | 22 | 184 | 8.4 | 2 | 1, 60 |
| 10/17/09 | KENTUCKY | | | | | |
| 10/24/09 | at LSU | | | | | |
| 10/31/09 | OLE MISS | | | | | |
| 11/7/09 | FURMAN | | | | | |
| 11/14/09 | at Georgia | | | | | |
| 11/27/09 | ALABAMA | | | | | |

THORPE'S GAME-BY-GAME DEFENSIVE STATS

| DATE | OPPONENT | TT | UT | AT | PD | INT-YDS |
|----------|---------------------|----|----|----|----|---------|
| 9/5/09 | * LOUISIANA TECH | 3 | 3 | 0 | 1 | 0-0 |
| 9/12/09 | * MISSISSIPPI STATE | 7 | 5 | 2 | 0 | 0-0 |
| 9/19/09 | * WEST VIRGINIA | 7 | 5 | 2 | 2 | 1-22 |
| 9/26/09 | * BALL STATE | 6 | 5 | 1 | 0 | 0-0 |
| 10/3/09 | * at Tennessee | 7 | 3 | 4 | 0 | 0-0 |
| 10/10/09 | * at Arkansas | 11 | 8 | 3 | 0 | 0-0 |
| 10/17/09 | KENTUCKY | | | | | |
| 10/24/09 | at LSU | | | | | |
| 10/31/09 | OLE MISS | | | | | |
| 11/7/09 | FURMAN | | | | | |
| 11/14/09 | at Georgia | | | | | |
| 11/27/09 | ALABAMA | | | | | |



CHRIS **#12**
TODD **QB**
6-4 · 210 · Sr. · 1L
 Elizabethtown, Ky (Elizabethtown/Hutchinson CC)
 Graduate

2009 — Named to Maxwell Award and Chuck Bednarik Award Watch List ... Set career best with 255 passing yards in season-opening win vs. Louisiana Tech ... Threw TD passes of 93 and 17 yards ... The 93-yard TD pass to Terrell Zachery set AU record for longest offensive play ... Completed 65 percent of passes (17-of-26) vs. Tech ... Threw for 186 yards, hitting 10-of-23 pass attempts in victory over Mississippi State ... Threw four TD passes and 284 yards in win vs. West Virginia ... Had long pass of 82 yards vs. WVA ... Tied AU record and set career-high with five TD passes against Ball State ... Shares record with former AU QB Daniel Cobb who threw five TD passes against Louisiana Tech in 2001 ... Against Ball State, Todd hit 19-of-26 pass attempts for career-high 287 yards and long pass completion of 65 yards to Terrell Zachery ... Threw for 218 yards with a TD in victory over Tennessee ... Completed 19-of-32 passes in win over Vols ... Against Arkansas, threw for 133 yards hitting 15-of-28 pass attempts ... Has thrown a TD pass in four of six games ... Has gone over 200-yard passing mark in four of six games this season ... Has at least one completion of 60 yards or more in three of six games.

SEC/NCAA Rankings:

Passing Avg/Game: 2nd, 227.8 ypg
 Total Offense: 4th / 56th, 219.2 ypg
 Pass Efficiency: 3rd / 20th, 149.5
 Passing Yards: 28th, 1363 (NCAA only)

TODD'S CAREER PASSING STATS

| YEAR | G/GS | CMP | ATT | PCT | YDS | INT | TD | LP/OPPONENT |
|---------------|--------------|------------|------------|-------------|--------------|----------|-----------|--------------------------|
| 2006 (TTU) | 5/0 | 25 | 35 | 71.4 | 241 | 0 | 1 | 48/SE Louisiana |
| 2008 | 7/5 | 86 | 156 | 55.1 | 903 | 6 | 5 | 58/LSU |
| 2009 | 6/6 | 96 | 166 | 57.8 | 1363 | 1 | 12 | 93/Louisiana Tech |
| Totals | 18/11 | 207 | 357 | 57.9 | 2,505 | 7 | 18 | 93/Louisiana Tech |

TODD'S CAREER GAME PASSING HIGHS

| | No. | Opponent | Date |
|---------------|-----|---------------|---------|
| Completions | 21 | Southern Miss | 9/6/08 |
| Attempts | 32 | LSU | 9/20/08 |
| Yards | 287 | Ball State | 9/26/09 |
| Touchdowns | 5 | Ball State | 9/26/09 |
| Interceptions | 2 | LSU | 9/20/08 |

NEIKO **#15**
THORPE **DB**
6-2 · 176 · So. · 1L
 Tucker, Ga. (HS)
 Liberal Arts

2009 — T-16th in SEC in tackles per game, 6.8 tpg ... Started at cornerback in season opener vs. Louisiana Tech ... Broke up one pass and recorded three solo tackles vs. Tech ... Totaled seven tackles, five solo, in victory over Mississippi State ... Intercepted a pass, broke-up two passes and had seven tackles vs. West Virginia ... The pick vs. WVA ended a scoring threat at the AU 25-yard line ... Against Ball State, totaled six tackles with five solo stops ... Registered seven tackles in win over Tennessee ... Against Arkansas, set a career high with 11 tackles ... Eight of 11 tackles were solo stops.

THORPE'S CAREER DEFENSIVE STATS

| YEAR | G/GS | TT | UT | AT | TFL-YDS | QBS-YDS | FF/FR | PD | I/YDS |
|---------------|-------------|-----------|-----------|-----------|--------------|--------------|------------|----------|--------------|
| 2008 | 11/1 | 29 | 20 | 9 | 0.0-0 | 0.0-0 | 1/0 | 6 | 2-101 |
| 2009 | 6/6 | 41 | 29 | 12 | 0.0-0 | 0.0-0 | 0/0 | 2 | 1-22 |
| Totals | 17/7 | 70 | 49 | 21 | 0.0-0 | 0.0-0 | 0/0 | 2 | 3-123 |

THORPE'S CAREER GAME HIGH STATS

| | No. | Opponent | Date |
|---------------|-----|-----------------------------|----------|
| Tackles | 11 | Arkansas | 10/10/09 |
| Interceptions | 1 | 3x (last vs. West Virginia) | 9/19/09 |

The Players

TODD'S GAME-BY-GAME PASSING STATS

| DATE | OPPONENT | CMP | ATT | YDS | INT | TD | TD Pass |
|----------|---------------------|-----|-----|-----|-----|----|-------------------|
| 9/5/09 | * LOUISIANA TECH | 17 | 26 | 255 | 0 | 2 | 93, 17 |
| 9/12/09 | * MISSISSIPPI STATE | 10 | 23 | 186 | 0 | 0 | -- |
| 9/19/09 | * WEST VIRGINIA | 16 | 31 | 284 | 1 | 4 | 16, 4, 82, 17 |
| 9/26/09 | * BALL STATE | 19 | 26 | 287 | 0 | 5 | 6, 46, 65, 26, 36 |
| 10/3/09 | * at Tennessee | 19 | 32 | 218 | 0 | 1 | 11 |
| 10/10/09 | * at Arkansas | 15 | 28 | 133 | 0 | 0 | -- |
| 10/17/09 | KENTUCKY | | | | | | |
| 10/24/09 | at LSU | | | | | | |
| 10/31/09 | OLE MISS | | | | | | |
| 11/7/09 | FURMAN | | | | | | |
| 11/14/09 | at Georgia | | | | | | |
| 11/27/09 | ALABAMA | | | | | | |



DEMOND #14
WASHINGTON DB
 5-9 · 185 · Jr. · JC
 Tallassee, Ala. (Mississippi Gulf Coast CC)
 Undecided

2009 — Had one QB hurry and registered two tackles vs. Louisiana Tech ... Recorded two assisted tackles with one QB hurry in SEC opener vs. Mississippi State ... Notched first career sack, for minus 12 yards, to go with five total tackles and one QB hurry vs. West Virginia ... Broke up one pass and totaled two tackles against Ball State ... Had four tackles, two solo, in win over Tennessee ... Registered one QB hurry and two tackles vs. Arkansas.

WASHINGTON'S CAREER DEFENSIVE STATS

| YEAR | G/GS | TT | UT | AT | TFL-YDS | QBS-YDS | FF/FR | PD | I/YDS |
|------|------|----|----|----|---------|---------|-------|----|-------|
| 2009 | 6/0 | 17 | 9 | 8 | 1.0-12 | 1.0-12 | 0/0 | 1 | 0/0 |

WASHINGTON'S GAME-BY-GAME DEFENSIVE STATS

| DATE | OPPONENT | TT | UT | AT | PD | INT-YDS |
|----------|-------------------|----|----|----|----|---------|
| 9/5/09 | LOUISIANA TECH | 2 | 1 | 1 | 0 | 0-0 |
| 9/12/09 | MISSISSIPPI STATE | 2 | 0 | 2 | 0 | 0-0 |
| 9/19/09 | WEST VIRGINIA | 5 | 3 | 2 | 0 | 0-0 |
| 9/26/09 | BALL STATE | 2 | 2 | 0 | 1 | 0-0 |
| 10/3/09 | at Tennessee | 4 | 2 | 2 | 0 | 0-0 |
| 10/10/09 | at Arkansas | 2 | 1 | 1 | 0 | 0-0 |
| 10/17/09 | KENTUCKY | | | | | |
| 10/24/09 | at LSU | | | | | |
| 10/31/09 | OLE MISS | | | | | |
| 11/7/09 | FURMAN | | | | | |
| 11/14/09 | at Georgia | | | | | |
| 11/27/09 | ALABAMA | | | | | |



TOMMY #5
TROTT TE
 6-5 · 243 · Sr. · 3L
 Montgomery, Ala. (Trinity Presbyterian)
 Graduate

2009 — John Mackey Tight End Award watch list ... Started at tight end but did not record a catch in season opener vs. Louisiana Tech ... Did not record a catch before leaving with knee injury vs. Mississippi State ... Caught two passes for 20 yards with a long catch of 11 yards vs. West Virginia ... Had one catch vs. Ball State, a 6-yard TD reception in first quarter ... TD grab was first since 2006 (Tulane) ... Caught one pass for 13 yards to give AU a first down vs. Tennessee ... Recorded season-high three catches vs. Arkansas for 16 yards.

TROTT'S CAREER RECEIVING STATS

| YEAR | G/GS | NO | YDS | AVG | TD | LP/OPPONENT |
|---------------|--------------|-----------|------------|------------|----------|--------------------|
| 2005 | 2/0 | 0 | 0 | 0.0 | 0 | - |
| 2006 | 13/9 | 10 | 94 | 9.4 | 2 | 27/Tulane |
| 2007 | 13/2 | 4 | 35 | 8.8 | 0 | 16/Vanderbilt |
| 2008 | 11/11 | 20 | 201 | 10.1 | 0 | 33/Arkansas |
| 2009 | 6/5 | 7 | 55 | 7.9 | 1 | 11/West Virginia |
| Totals | 45/27 | 41 | 385 | 9.3 | 3 | 33/Arkansas |

TROTT'S CAREER GAME HIGH STATS

| | No. | Opponent | Date |
|------------|-----|--------------------------|---------|
| Receptions | 4 | 2x (last vs. Ole Miss) | 11/1/08 |
| Rec. Yards | 44 | Southern Miss | 9/6/08 |
| Rec. TDs | 1 | 3x (last vs. Ball State) | 9/26/09 |

TROTT'S GAME-BY-GAME STATS

| DATE | OPPONENT | REC | YDS | AVG | TD | TD REC |
|----------|---------------------|-----|-----|------|----|--------|
| 9/5/09 | * LOUISIANA TECH | 0 | 0 | 0.0 | 0 | -- |
| 9/12/09 | * MISSISSIPPI STATE | 0 | 0 | 0.0 | 0 | -- |
| 9/19/09 | * WEST VIRGINIA | 2 | 20 | 10.0 | 0 | -- |
| 9/26/09 | BALL STATE | 1 | 6 | 6.0 | 1 | 6 |
| 10/3/09 | * at Tennessee | 1 | 13 | 13.0 | 0 | -- |
| 10/10/09 | * at Arkansas | 3 | 16 | 5.3 | 0 | -- |
| 10/17/09 | KENTUCKY | | | | | |
| 10/24/09 | at LSU | | | | | |
| 10/31/09 | OLE MISS | | | | | |
| 11/7/09 | FURMAN | | | | | |
| 11/14/09 | at Georgia | | | | | |
| 11/27/09 | ALABAMA | | | | | |



TERRELL #81
ZACHERY WR
 6-1 · 203 · Jr. · 1L
 Wadley, Ala. (Wadley)
 Public Administration

2009 — 10th in SEC in receiving yards per game, 54.8 ... Ranks 89th in NCAA in total receiving yards, 329 ... Earned first career start in season opener vs. Louisiana Tech ... Hauled in 93-yard TD pass from QB Chris Todd that set AU record for longest offensive play in school history ... Finished with 3 catches for 98 yards vs. Tech ... Hauled in two passes for 41 yards, with a long reception of 33 yards, in victory over Mississippi State ... Caught one pass for 15 yards and returned three kickoffs for 49 yards vs. West Virginia ... Set career-high with 122 receiving yards, five receptions and a pair of TD's in victory over Ball State ... Had TD catches of 46 and 65 yards ... Is averaging 68.0 yards per TD catch this season ... Caught two passes for 28 yards including 11-yard TD grab in win over Tennessee ... Had long catch of 17 yards vs. UT ... Against Arkansas, totaled 101 all-purpose yards with 25 yards receiving, 60 yards rushing and 16 yards on kick returns ... The 60-yard rush was to 2-yard line and set up AU touchdown.

ZACHERY'S CAREER RECEIVING STATS

| YEAR | G/GS | NO | YDS | AVG | TD | LP/OPPONENT |
|---------------|-------------|-----------|------------|-------------|----------|--------------------------|
| 2007 | 1/0 | 0 | 0 | 0.0 | 0 | NA |
| 2008 | 12/0 | 2 | 24 | 12.0 | 0 | 17/Southern Miss |
| 2009 | 6/4 | 15 | 329 | 21.9 | 4 | 93/Louisiana Tech |
| Totals | 19/4 | 17 | 353 | 20.8 | 4 | 93/Louisiana Tech |

The Players

ZACHERY'S GAME-BY-GAME RECEIVING STATS

| DATE | OPPONENT | REC | YDS | AVG | TD | TD REC |
|----------|-------------------|-----|-----|------|----|--------|
| 9/5/09 | * LOUISIANA TECH | 3 | 98 | 32.7 | 1 | 93 |
| 9/12/09 | MISSISSIPPI STATE | 2 | 41 | 20.5 | 0 | -- |
| 9/19/09 | * WEST VIRGINIA | 1 | 15 | 15.0 | 0 | -- |
| 9/26/09 | * BALL STATE | 5 | 122 | 24.4 | 2 | 46, 65 |
| 10/3/09 | * at Tennessee | 2 | 28 | 14.0 | 1 | 11 |
| 10/10/09 | at Arkansas | 2 | 25 | 12.5 | 0 | -- |
| 10/17/09 | KENTUCKY | | | | | |
| 10/24/09 | at LSU | | | | | |
| 10/31/09 | OLE MISS | | | | | |
| 11/7/09 | FURMAN | | | | | |
| 11/14/09 | at Georgia | | | | | |
| 11/27/09 | ALABAMA | | | | | |



LEE **#73**
ZIEMBA **OL**
6-8 · 308 · Jr. · 2L
Rogers, Ark. (Rogers)
History

Career — Has started 30 consecutive games on the offensive line.

2009 — Started at tackle in season opener vs. Louisiana Tech and recorded eight knockdown blocks .. Did not allow a sack on 27 pass attempts vs. Tech ... Against Mississippi State, did not allow a sack in 24 pass attempts and had a team-high 9.5 knockdown blocks ... Led offensive line with nine knockdown blocks vs. West Virginia ... Played every offensive snap vs. Mountaineers ... Had a pair of knockdown blocks vs. Ball State ... Finished with second-most knockdown blocks vs. Tennessee with seven ... Recorded second-most knockdown blocks vs. Arkansas, totaling 8.5 ... Has 44 knockdown blocks for the season ... Is part of line that has allowed five sacks in 177 pass attempts this season.

Auburn Career Records Update

Rushing Attempts

| Player | Seasons | Yards | Avg | Att |
|---------------------------|-------------------|-------------|-------------|------------|
| 1. Carnell Williams..... | 2001-04 | 3831 | 5.31 | 741 |
| 2. Joe Cribbs | 1976-79 | 3368 | 5.13 | 657 |
| 3. Bo Jackson..... | 1982-85 | 4303 | 6.62 | 650 |
| 4. James Brooks..... | 1977-80 | 3523 | 5.67 | 621 |
| 5. Ben Tate..... | 2006-pres. | 2683 | 5.02 | 534 |
| 6. Stacy Danley..... | 1987-90 | 2427 | 4.61 | 526 |
| 7. Ronnie Brown..... | 2000-04 | 2707 | 5.28 | 513 |
| 8. Stephen Davis..... | 1993-95 | 2811 | 5.76 | 488 |
| 9. Secdrick McIntyre..... | 1973-76 | 1992 | 4.31 | 462 |
| 10. Phil Gargis..... | 1974-76 | 1884 | 4.13 | 456 |

Rushing Yardage

| Player | Seasons | Att | Avg | Yards |
|----------------------------|-------------------|------------|-------------|-------------|
| 1. Bo Jackson..... | 1982-85 | 650 | 6.62 | 4303 |
| 2. Carnell Williams..... | 2001-04 | 741 | 5.17 | 3831 |
| 3. James Brooks..... | 1977-80 | 621 | 5.67 | 3523 |
| 4. Joe Cribbs | 1976-79 | 657 | 5.13 | 3368 |
| 5. Stephen Davis..... | 1993-95 | 488 | 5.76 | 2811 |
| 6. Brent Fullwood..... | 1983-86 | 390 | 7.15 | 2789 |
| 7. Ronnie Brown..... | 2000-04 | 513 | 5.28 | 2707 |
| 8. Ben Tate..... | 2006-pres. | 534 | 5.02 | 2683 |
| 8. Stacy Danley..... | 1987-90 | 526 | 4.61 | 2427 |
| 10. James Joseph..... | 1986-90 | 452 | 5.17 | 2264 |
| 11. Kenny Irons..... | 2005-06 | 454 | 4.81 | 2186 |
| 12. James Bostic..... | 1991-93 | 396 | 5.26 | 2084 |
| 13. Lionel James..... | 1980-83 | 348 | 6.14 | 2068 |
| 14. Secdrick McIntyre..... | 1973-76 | 462 | 4.31 | 1992 |
| 15. Fob James..... | 1952-55 | 317 | 6.03 | 1913 |
| 16. Phil Gargis..... | 1973-76 | 456 | 4.13 | 1884 |
| 17. Tommie Agee..... | 1983-86 | 356 | 4.87 | 1735 |
| 18. Jimmy Sidle..... | 1962-64 | 326 | 5.22 | 1703 |
| 19. Brad Lester..... | 2004-pres. | 371 | 4.55 | 1689 |
| 20. Joe Childress..... | 1953-55 | 321 | 5.19 | 1667 |

Rushing Touchdowns

| Player | Seasons | Att | Yards | Avg | TD |
|--------------------------|-------------------|------------|-------------|-------------|-----------|
| 1. Carnell Williams..... | 2001-04 | 741 | 3831 | 5.17 | 45 |
| 2. Bo Jackson..... | 1982-85 | 650 | 4303 | 6.62 | 43 |
| 3. Joe Cribbs | 1976-79 | 657 | 3368 | 5.13 | 34 |
| 4. Stephen Davis..... | 1993-95 | 488 | 2811 | 5.76 | 30 |
| 5. Ronnie Brown..... | 2000-04 | 513 | 2707 | 5.28 | 29 |
| 6. Brent Fullwood..... | 1983-86 | 390 | 2789 | 7.15 | 24 |
| James Brooks..... | 1977-80 | 621 | 3523 | 5.67 | 24 |
| 8. Reggie Ware..... | 1984-87 | 231 | 768 | 3.32 | 23 |
| 9. Brad Lester..... | 2004-08 | 371 | 1689 | 4.55 | 19 |
| 10. Ben Tate..... | 2006-pres. | 534 | 2683 | 5.02 | 18 |
| James Bostic..... | 1991-93 | 396 | 2084 | 5.26 | 18 |
| Pat Sullivan..... | 1969-71 | 151 | 560 | 3.71 | 18 |
| Fob James..... | 1952-55 | 317 | 1913 | 6.03 | 18 |
| Travis Tidwell..... | 1946-49 | 440 | 1006 | 2.29 | 18 |

Yards Per Game (Min. 18 games)

| Player | Seasons | Yards | Games | Yds/Gm |
|---------------------------|-------------------|-------------|-----------|-------------|
| 1. Bo Jackson..... | 1982-85 | 4303 | 38 | 113.2 |
| 2. Kenny Irons..... | 2005-06 | 2186 | 23 | 95.0 |
| 3. James Brooks..... | 1977-80 | 3523 | 38 | 92.7 |
| 4. Carnell Williams..... | 2001-04 | 3831 | 42 | 91.2 |
| 5. Stephen Davis..... | 1993-95 | 2811 | 31 | 90.7 |
| 6. Joe Cribbs | 1976-79 | 3368 | 38 | 88.6 |
| 7. Curtis Kuykendall..... | 1944-45 | 1619 | 18 | 89.9 |
| 8. Brent Fullwood..... | 1983-86 | 2789 | 39 | 71.5 |
| 9. Secdrick McIntyre..... | 1973-76 | 1992 | 29 | 68.7 |
| 10. Ben Tate..... | 2006-pres. | 2683 | 40 | 67.1 |

All-Purpose Yards

| Player | Seasons | Rush | Rec | KR | PR | Yards |
|--------------------------|-------------------|-------------|------------|------------|----------|-------------|
| 1. James Brooks..... | 1977-80 | 3523 | 219 | 1726 | 128 | 5596 |
| 2. Carnell Williams..... | 2001-04 | 3831 | 342 | 609 | 302 | 5084 |
| 3. Bo Jackson..... | 1982-85 | 4303 | 272 | 317 | 0 | 4892 |
| 4. Joe Cribbs | 1976-79 | 3368 | 268 | 597 | 328 | 4561 |
| 5. Thomas Bailey..... | 1991-94 | -5 | 1243 | 1520 | 1170 | 3928 |
| 6. Brent Fullwood..... | 1983-86 | 2789 | 77 | 892 | 0 | 3758 |
| 7. Ronnie Brown..... | 2000-04 | 2707 | 688 | 15 | 0 | 3390 |
| 8. Stephen Davis..... | 1993-95 | 2811 | 342 | 25 | 0 | 3178 |
| 9. Ben Tate..... | 2006-pres. | 2683 | 297 | 168 | 0 | 3148 |
| 10. James Joseph..... | 1987-90 | 2264 | 721 | 136 | 0 | 3121 |

Completion Percentage (Min. 150 Attempts)

| Player | Seasons | Att | Comp | Pct |
|---------------------------|-------------------|------------|------------|-------------|
| 1. Jason Campbell..... | 2001-04 | 854 | 552 | .646 |
| 2. Jeff Burger..... | 1984-87 | 538 | 331 | .615 |
| 3. Ben Leard..... | 1997-00 | 592 | 359 | .606 |
| 4. Brandon Cox..... | 2004-07 | 927 | 550 | .593 |
| 5. Reggie Slack..... | 1986-89 | 585 | 346 | .591 |
| 6. Patrick Nix..... | 1992-95 | 656 | 386 | .588 |
| 7. Chris Todd..... | 2008-pres. | 322 | 182 | .565 |
| 8. Pat Sullivan..... | 1969-71 | 819 | 452 | .552 |
| 9. Dameyune Craig..... | 1994-97 | 782 | 427 | .546 |
| 10. Daniel Cobb..... | 2000-02 | 314 | 170 | .541 |

Yards Per Attempt (min. 200 attempts)

| Player | Seasons | Att | Yards | Yds/Att |
|----------------------------|-------------------|------------|-------------|--------------|
| 1. Jason Campbell..... | 2001-04 | 854 | 7299 | 8.546 |
| 2. Reggie Slack..... | 1986-89 | 585 | 4697 | 8.029 |
| 3. Dameyune Craig..... | 1994-97 | 782 | 6026 | 7.706 |
| 4. Pat Sullivan..... | 1969-71 | 819 | 6284 | 7.673 |
| 5. Jeff Burger..... | 1984-87 | 538 | 4082 | 7.587 |
| 6. Patrick Nix..... | 1992-95 | 656 | 4957 | 7.556 |
| 7. Brandon Cox..... | 2004-07 | 927 | 6959 | 7.507 |
| 8. Daniel Cobb..... | 2000-02 | 314 | 2350 | 7.484 |
| 9. Ben Leard..... | 1997-00 | 592 | 4289 | 7.245 |
| 10. Chris Todd..... | 2008-pres. | 322 | 2266 | 7.037 |

Scoring

| Player | Seasons | TD | FG | PAT | Pts |
|--------------------------|-------------------|----------|-----------|-----------|------------|
| 1. John Vaughn..... | 2003-06 | 0 | 50 | 162 | 312 |
| 2. Carnell Williams..... | 2001-04 | 46 | 0 | 0 | 276 |
| 3. Bo Jackson..... | 1982-85 | 45 | 0 | *2 | 274 |
| 4. Damon Duval..... | 1999-02 | 1 | 45 | 125 | 266 |
| 5. Al Del Greco..... | 1980-83 | 0 | 42 | 110 | 236 |
| 6. Win Lyle..... | 1987-89 | 0 | 45 | 95 | 230 |
| 7. Joe Cribbs | 1976-79 | 35 | 0 | *3 | 216 |
| 8. Stephen Davis..... | 1993-95 | 34 | 0 | 0 | 204 |
| 9. Wes Byrum..... | 2007-pres. | 0 | 39 | 84 | 201 |
| 10. Jorge Portela..... | 1977-79 | 0 | 38 | 74 | 188 |

* - two-point conversions

Most Points Kicking

| Player | Seasons | FG | PAT | Pts |
|--------------------------|-------------------|-----------|-----------|------------|
| 1. John Vaughn..... | 2003-06 | 50 | 162 | 312 |
| 2. Damon Duval..... | 1999-02 | 45 | 125 | 260 |
| 3. Al Del Greco..... | 1980-83 | 42 | 110 | 236 |
| 4. Win Lyle..... | 1987-89 | 45 | 95 | 230 |
| 5. Wes Byrum..... | 2007-pres. | 39 | 84 | 201 |
| 6. Jorge Portela..... | 1977-79 | 38 | 74 | 188 |
| 7. John Riley..... | 1967-69 | 31 | 80 | 173 |
| 8. Scott Etheridge..... | 1992-93 | 34 | 65 | 167 |
| Gardner Jett..... | 1970-72 | 23 | 98 | 167 |
| 10. Jaret Holmes..... | 1996-97 | 27 | 79 | 160 |
| Matt Hawkins..... | 1994-95 | 26 | 82 | 160 |

Auburn Career Records Update

Field Goals Made

| Player | Seasons | Pct | FGA | FGM |
|---------------------|-------------------|-------------|-----------|-----------|
| 1. John Vaughn | 2003-06 | .725 | 69 | 50 |
| 2. Damon Duval | 1999-02 | .608 | 74 | 45 |
| Win Lyle | 1987-89 | .763 | 59 | 45 |
| 4. Al Del Greco | 1980-83 | .609 | 69 | 42 |
| 5. Wes Byrum | 2007-pres. | .722 | 54 | 39 |
| 6. Jorge Portela | 1977-79 | .613 | 62 | 38 |
| 7. Scott Etheridge | 1992-93 | .791 | 43 | 34 |
| 8. Jim Von Wyl | 1990-91 | .667 | 48 | 32 |
| 9. John Riley | 1967-69 | .492 | 63 | 31 |
| 10. Jaret Holmes | 1996-97 | .730 | 37 | 27 |

Field Goal Percentage (Min. 10 Made)

| Player | Seasons | FGM | FGA | Pct |
|---------------------|-------------------|-----------|-----------|-------------|
| 1. Scott Etheridge | 1992-93 | 34 | 43 | .791 |
| 2. Matt Hawkins | 1994-95 | 26 | 33 | .788 |
| 3. Win Lyle | 1987-89 | 45 | 59 | .763 |
| 4. Jaret Holmes | 1996-97 | 27 | 37 | .730 |
| 5. John Vaughn | 2003-06 | 50 | 69 | .725 |
| 6. Wes Byrum | 2007-pres. | 39 | 54 | .722 |
| Ed Dyas | 1958-60 | 17 | 24 | .708 |
| 8. Gardner Jett | 1970-72 | 23 | 34 | .676 |
| 9. Jim Von Wyl | 1990-91 | 32 | 48 | .667 |
| Robert McGinty | 1984 | 12 | 18 | .667 |

PATs Made

| Player | Seasons | Pct | Att | Made |
|---------------------|-------------------|-------------|-----------|-----------|
| 1. John Vaughn | 2003-06 | .994 | 163 | 162 |
| 2. Damon Duval | 1999-02 | 1.000 | 125 | 125 |
| 3. Al Del Greco | 1980-83 | .991 | 111 | 110 |
| 4. Gardner Jett | 1970-72 | .942 | 104 | 98 |
| 5. Win Lyle | 1987-89 | .990 | 96 | 95 |
| 6. Wes Byrum | 2007-pres. | .977 | 86 | 84 |
| 7. Matt Hawkins | 1994-95 | .932 | 88 | 82 |
| 8. John Riley | 1967-69 | .860 | 93 | 80 |
| 9. Jaret Holmes | 1996-97 | .963 | 82 | 79 |
| 10. Jorge Portela | 1977-79 | .949 | 78 | 74 |

PATs Attempted

| Player | Seasons | Made | Pct | Att |
|---------------------|-------------------|-----------|-------------|-----------|
| 1. John Vaughn | 2003-06 | 162 | .994 | 163 |
| 2. Damon Duval | 1999-02 | 125 | 1.000 | 125 |
| 3. Al Del Greco | 1980-83 | 110 | .991 | 111 |
| 4. Gardner Jett | 1970-72 | 98 | .942 | 104 |
| 5. Win Lyle | 1987-89 | 95 | .990 | 96 |
| 6. John Riley | 1967-69 | 80 | .860 | 93 |
| 7. Matt Hawkins | 1994-95 | 82 | .932 | 88 |
| 8. Wes Byrum | 2007-pres. | 84 | .977 | 86 |
| 9. Jaret Holmes | 1996-97 | 79 | .963 | 82 |
| 10. Jorge Portela | 1977-79 | 74 | .949 | 78 |

PAT Percentage (Min. 30 made)

| Player | Seasons | Made | Att | Pct |
|---------------------|-------------------|-----------|-----------|-------------|
| 1. Damon Duval | 1999-02 | 125 | 125 | 1.000 |
| Scott Etheridge | 1992-93 | 65 | 65 | 1.000 |
| 3. John Vaughn | 2003-06 | 162 | 163 | .994 |
| 4. Al Del Greco | 1980-83 | 110 | 111 | .991 |
| 5. Win Lyle | 1987-89 | 95 | 96 | .990 |
| 6. Chris Knapp | 1985-86 | 62 | 63 | .984 |
| 7. Wes Byrum | 2007-pres. | 84 | 86 | .977 |
| 8. Neil O'Donoghue | 1975-76 | 32 | 33 | .970 |
| 9. Robert McGinty | 1984 | 31 | 32 | .969 |
| 10. Jaret Holmes | 1996-97 | 79 | 82 | .963 |

Punting Average (Min. 50 punts)

| Player | Seasons | No | Yards | Avg |
|--------------------------|-------------------|-----------|-------------|--------------|
| 1. Terry Daniel | 1992-94 | 169 | 7522 | 44.51 |
| 2. Kody Bliss | 2003-06 | 202 | 8861 | 43.87 |
| 3. Damon Duval | 1999-02 | 227 | 9842 | 43.36 |
| 4. Jaret Holmes | 1996-97 | 110 | 4676 | 42.51 |
| 5. Skip Johnston | 1977-79 | 172 | 7220 | 41.98 |
| 6. Brian Shulman | 1986-88 | 157 | 6580 | 41.91 |
| 7. Clinton Durst | 2008-pres. | 95 | 3971 | 41.80 |
| 8. Lewis Colbert | 1982-85 | 244 | 10179 | 41.72 |
| 9. Ryan Shoemaker | 2007-pres. | 56 | 2328 | 41.57 |
| 10. Tommy Lunceford | 1965-67 | 171 | 7017 | 41.04 |

Quarterback Sacks (from 1981)

| Player | Seasons | Total Yds. | Sacks |
|---------------------------|-------------------|------------|-------------|
| 1. Quentin Groves | 2004-07 | 169 | 26.0 |
| Gerald Robinson | 1982-85 | 150 | 26.0 |
| 3. Tracy Rocker | 1985-88 | 146 | 21.0 |
| Craig Olgetree | 1986-89 | 117 | 21.0 |
| 5. Reggie Torbor | 2000-03 | 128 | 18.5 |
| 6. Antonio Coleman | 2006-pres. | 99 | 17.0 |
| Leonardo Carson | 1996-99 | 123 | 17.0 |
| Willie Whitehead | 1991-94 | 108 | 17.0 |
| 9. Marcus Washington | 1994-96 | 108 | 16.0 |
| Gary Walker | 1993-94 | 95 | 16.0 |

Auburn Single Season Records Update

Yards Per Attempt (min. 150 Attempts)

| Player | Year | Att | Yards | Yds/Att |
|----------------------|-------------|------------|-------------|--------------|
| 1. Jason Campbell | 2004 | 270 | 2700 | 10.000 |
| 2. Pat Sullivan | 1970 | 281 | 2586 | 9.203 |
| 3. Ben Leard | 1999 | 157 | 1423 | 9.064 |
| 4. Chris Todd | 2009 | 166 | 1363 | 8.211 |
| 5. Dameyune Craig | 1997 | 403 | 3277 | 8.132 |
| 6. Brandon Cox | 2006 | 271 | 2198 | 8.111 |
| 7. Reggie Slack | 1988 | 279 | 2230 | 7.993 |
| 8. Reggie Slack | 1989 | 252 | 1996 | 7.921 |
| 9. Daniel Cobb | 2002 | 150 | 1175 | 7.833 |
| 10. Patrick Nix | 1995 | 331 | 2574 | 7.776 |

Field Goal Percentage (Min. 10 made)

| Player | Year | FGM | FGA | Pct |
|---------------------|-------------|-----------|-----------|-------------|
| 1. Wes Byrum | 2009 | 11 | 12 | .917 |
| 2. Matt Hawkins | 1995 | 13 | 15 | .867 |
| 3. Win Lyle | 1989 | 16 | 19 | .842 |
| 4. John Vaughn | 2006 | 20 | 24 | .833 |
| Gardner Jett | 1970 | 10 | 12 | .833 |
| 6. Jaret Holmes | 1997 | 14 | 17 | .824 |
| 7. John Vaughn | 2004 | 12 | 15 | .800 |
| Scott Etheridge | 1993 | 12 | 15 | .800 |
| 9. Win Lyle | 1987 | 15 | 19 | .789 |
| 10. Scott Etheridge | 1992 | 22 | 28 | .786 |

Yards Per Completion (Min. 75 completions)

| Player | Year | Comp | Yards | Yds/Comp |
|----------------------|-------------|-----------|-------------|---------------|
| 1. Pat Washington | 1984 | 77 | 1202 | 15.610 |
| 2. Pat Sullivan | 1970 | 167 | 2586 | 15.485 |
| 3. Loran Carter | 1967 | 86 | 1307 | 15.198 |
| 4. Dameyune Craig | 1997 | 216 | 3277 | 15.171 |
| 5. Daniel Cobb | 2002 | 80 | 1175 | 14.689 |
| 6. Jason Campbell | 2004 | 188 | 2700 | 14.362 |
| 7. Chris Todd | 2009 | 96 | 1363 | 14.200 |
| 8. Phil Gargis | 1976 | 80 | 1118 | 13.975 |
| 9. Gabe Gross | 1998 | 88 | 1222 | 13.886 |
| 10. Pat Sullivan | 1969 | 123 | 1686 | 13.707 |

Highest TD/Interception Ratio (Min. 150 Att.)

| Player | Year | TD | Int | Ratio |
|----------------------|-------------|-----------|----------|--------------|
| 1. Chris Todd | 2009 | 12 | 1 | 12.00 |
| Ben Leard | 1999 | 12 | 1 | 12.00 |
| 3. Randy Campbell | 1982 | 7 | 2 | 3.500 |
| 4. Jason Campbell | 2004 | 20 | 7 | 2.857 |
| 5. Brandon Cox | 2005 | 15 | 8 | 1.875 |
| 6. Patrick Nix | 1994 | 13 | 7 | 1.857 |
| 7. Pat Sullivan | 1971 | 20 | 11 | 1.818 |
| 8. Patrick Nix | 1995 | 15 | 9 | 1.667 |
| 9. Stan White | 1993 | 13 | 8 | 1.625 |
| 10. Dameyune Craig | 1996 | 16 | 10 | 1.600 |

Passing Efficiency (Min. 100 Attempts)

| Player | Year | Comp | Att | Pct | Yards | TD | Int | Rating |
|----------------------|-------------|-----------|------------|-------------|-------------|-----------|----------|---------------|
| 1. Jason Campbell | 2004 | 188 | 270 | .696 | 2700 | 20 | 7 | 172.89 |
| 2. Ben Leard | 1999 | 111 | 157 | .707 | 1423 | 12 | 1 | 170.78 |
| 3. Chris Todd | 2009 | 96 | 166 | .578 | 1363 | 12 | 1 | 149.45 |
| 4. Jason Campbell | 2002 | 94 | 149 | .631 | 1215 | 11 | 5 | 149.23 |
| 5. Pat Sullivan | 1970 | 167 | 281 | .594 | 2586 | 17 | 12 | 148.16 |
| 6. Jeff Burger | 1987 | 178 | 267 | .667 | 2066 | 13 | 9 | 140.99 |
| 7. Brandon Cox | 2006 | 163 | 271 | .601 | 2198 | 14 | 9 | 138.68 |
| 8. Patrick Nix | 1995 | 201 | 331 | .607 | 2574 | 15 | 9 | 135.60 |
| 9. Stan White | 1993 | 164 | 271 | .605 | 2057 | 13 | 8 | 134.20 |
| 10. Pat Sullivan | 1971 | 162 | 281 | .576 | 2012 | 20 | 11 | 133.46 |

Kickoff Return Average (Min. 10 Returns)

| Player | Year | Ret | Yards | Avg |
|---------------------------|-------------|-----------|------------|--------------|
| 1. David Langner | 1972 | 13 | 369 | 28.28 |
| 2. Rick Neel | 1975 | 17 | 478 | 28.12 |
| 3. James Brooks | 1979 | 21 | 577 | 27.48 |
| 4. Tristan Davis | 2008 | 24 | 657 | 27.38 |
| 5. Tristan Davis | 2006 | 28 | 756 | 27.00 |
| 6. Mike Fuller | 1973 | 16 | 420 | 26.25 |
| 7. Markeith Cooper | 1998 | 18 | 447 | 24.83 |
| 8. Oterio McCalebb | 2009 | 11 | 272 | 24.73 |
| 9. Thomas Bailey | 1991 | 24 | 591 | 24.63 |
| 10. Tim Carter | 2000 | 19 | 461 | 24.26 |

2009 Auburn Football Statistics

| RECORD..... | OVERALL | HOME | AWAY | NEUTRAL |
|----------------------|---------|------|------|---------|
| ALL GAMES | 5-1 | 4-0 | 1-1 | 0-0 |
| CONFERENCE | 2-1 | 1-0 | 1-1 | 0-0 |
| NON-CONFERENCE | 3-0 | 3-0 | 0-0 | 0-0 |

| DATE | OPPONENT | W/L | SCORE | ATTEND |
|------------------|--------------------|-----|-------|---------|
| 09/05/2009 | LOUISIANA TECH | W | 37-13 | 81,143 |
| 09/12/2009 | MISSISSIPPI STATE* | W | 49-24 | 85,269 |
| 09/19/2009 | WEST VIRGINIA | W | 41-30 | 87,451 |
| 09/26/2009 | BALL STATE | W | 54-30 | 83,118 |
| 10/03/2009 | at Tennessee* | W | 26-22 | 102,941 |
| 10/10/2009 | at Arkansas* | L | 23-44 | 72,559 |

| TEAM STATISTICS | AU | OPP |
|-------------------------------|------------|-----------|
| SCORING | 230 | 163 |
| Points Per Game | 38.3 | 27.2 |
| FIRST DOWNS | 136 | 122 |
| Rushing | 72 | 51 |
| Passing | 58 | 54 |
| Penalty | 6 | 17 |
| RUSHING YARDAGE | 1511 | 988 |
| Yards gained rushing | 1634 | 1133 |
| Yards lost rushing | 123 | 145 |
| Rushing Attempts | 269 | 232 |
| Average Per Rush | 5.6 | 4.3 |
| Average Per Game | 251.8 | 164.7 |
| TDs Rushing | 13 | 11 |
| PASSING YARDAGE | 1428 | 1228 |
| Comp-Att-Int | 101-177-2 | 115-206-9 |
| Average Per Pass | 8.1 | 6.0 |
| Average Per Catch | 14.1 | 10.7 |
| Average Per Game | 238.0 | 204.7 |
| TDs Passing | 13 | 8 |
| TOTAL OFFENSE | 2939 | 2216 |
| Total Plays | 446 | 438 |
| Average Per Play | 6.6 | 5.1 |
| Average Per Game | 489.8 | 369.3 |
| KICK RETURNS: #-Yards | 34-762 | 38-957 |
| PUNT RETURNS: #-Yards | 12-50 | 4-52 |
| INT RETURNS: #-Yards | 9-79 | 2-34 |
| KICK RETURN AVERAGE | 22.4 | 25.2 |
| PUNT RETURN AVERAGE | 4.2 | 13.0 |
| INT RETURN AVERAGE | 8.8 | 17.0 |
| FUMBLES-LOST | 14-6 | 8-5 |
| PENALTIES-Yards | 38-341 | 30-262 |
| Average Per Game | 56.8 | 43.7 |
| PUNTS-Yards | 27-1061 | 30-1263 |
| Average Per Punt | 39.3 | 42.1 |
| Net punt average | 34.4 | 40.4 |
| TIME OF POSSESSION/Game | 27:53 | 32:07 |
| 3RD-DOWN Conversions | 37/85 | 34/88 |
| 3rd-Down Pct | 44% | 39% |
| 4TH-DOWN Conversions | 1/6 | 5/10 |
| 4th-Down Pct | 17% | 50% |
| SACKS BY-Yards | 11-82 | 5-41 |
| MISC YARDS | 0 | 0 |
| TOUCHDOWNS SCORED | 28 | 20 |
| FIELD GOALS-ATTEMPTS | 11-12 | 9-10 |
| ON-SIDE KICKS | 0-0 | 0-0 |
| RED-ZONE SCORES | 21-23 91% | 22-23 96% |
| RED-ZONE TOUCHDOWNS | 16-23 70% | 14-23 61% |
| PAT-ATTEMPTS | 27-27 100% | 16-19 84% |
| ATTENDANCE | 336981 | 175500 |
| Games/Avg Per Game | 4/84245 | 2/87750 |
| Neutral Site Games | 0/0 | 0/0 |

| SCORE BY QUARTERS | 1st | 2nd | 3rd | 4th | Total |
|-------------------------|-----|-----|-----|-----|-------|
| Auburn | 47 | 63 | 68 | 52 | 230 |
| Opponents | 41 | 50 | 26 | 46 | 163 |

| RUSHING | GP | Att | Gain | Loss | Net | Avg | TD | Long | Avg/G |
|---------------------------|----------|------------|-------------|------------|-------------|------------|-----------|-----------|--------------|
| Ben Tate | 6 | 119 | 742 | 18 | 724 | 6.1 | 4 | 60 | 120.7 |
| Onterio McCalebb | 6 | 73 | 459 | 20 | 439 | 6.0 | 4 | 62 | 73.2 |
| Mario Fannin | 6 | 11 | 111 | 4 | 107 | 9.7 | 0 | 32 | 17.8 |
| Kodi Burns | 6 | 32 | 100 | 10 | 90 | 2.8 | 4 | 11 | 15.0 |
| Terrell Zachery | 6 | 4 | 85 | 0 | 85 | 21.2 | 0 | 60 | 14.2 |
| Eric Smith | 6 | 10 | 58 | 3 | 55 | 5.5 | 0 | 16 | 9.2 |
| Neil Caudle | 3 | 1 | 52 | 0 | 52 | 52.0 | 1 | 52 | 17.3 |
| Travante Stallworth | 6 | 1 | 10 | 0 | 10 | 10.0 | 0 | 10 | 1.7 |
| Davis Hooper | 2 | 2 | 1 | 2 | -1 | -0.5 | 0 | 1 | -0.5 |
| TEAM | 2 | 1 | 0 | 2 | -2 | -2.0 | 0 | 0 | -1.0 |
| Chris Todd | 6 | 15 | 16 | 64 | -48 | -3.2 | 0 | 6 | -8.0 |
| Total | 6 | 269 | 1634 | 123 | 1511 | 5.6 | 13 | 62 | 251.8 |
| Opponents | 6 | 232 | 1133 | 145 | 988 | 4.3 | 11 | 71 | 164.7 |

| PASSING | G | Effic | Comp-Att-Int | Pct | Yds | TD | Lng | Avg/G |
|------------------------|----------|---------------|------------------|-------------|-------------|-----------|-----------|--------------|
| Chris Todd | 6 | 149.45 | 96-166-1 | 57.8 | 1363 | 12 | 93 | 227.2 |
| Kodi Burns | 6 | 127.05 | 3-8-0 | 37.5 | 46 | 1 | 17 | 7.7 |
| Neil Caudle | 3 | 53.20 | 2-3-1 | 66.7 | 19 | 0 | 14 | 6.3 |
| Total | 6 | 146.81 | 101-177-2 | 57.1 | 1428 | 13 | 93 | 238.0 |
| Opponents | 6 | 109.98 | 115-206-9 | 55.8 | 1228 | 8 | 58 | 204.7 |

| RECEIVING | G | No. | Yds | Avg | TD | Long | Avg/G |
|----------------------------|----------|------------|-------------|-------------|-----------|-----------|--------------|
| Darvin Adams | 6 | 25 | 387 | 15.5 | 5 | 30 | 64.5 |
| Mario Fannin | 6 | 21 | 246 | 11.7 | 2 | 82 | 41.0 |
| Terrell Zachery | 6 | 15 | 329 | 21.9 | 4 | 93 | 54.8 |
| Ben Tate | 6 | 11 | 66 | 6.0 | 0 | 13 | 11.0 |
| Eric Smith | 6 | 8 | 140 | 17.5 | 0 | 37 | 23.3 |
| Tommy Trott | 6 | 7 | 55 | 7.9 | 1 | 13 | 9.2 |
| Onterio McCalebb | 6 | 4 | 59 | 14.8 | 0 | 24 | 9.8 |
| Jay Wisner | 6 | 3 | 56 | 18.7 | 0 | 24 | 9.3 |
| Philip Lutzenkirchen | 6 | 2 | 27 | 13.5 | 1 | 14 | 4.5 |
| Travante Stallworth | 6 | 2 | 21 | 10.5 | 0 | 16 | 3.5 |
| Kodi Burns | 6 | 2 | 10 | 5.0 | 0 | 8 | 1.7 |
| Quindarius Carr | 6 | 1 | 32 | 32.0 | 0 | 32 | 5.3 |
| Total | 6 | 101 | 1428 | 14.1 | 13 | 93 | 238.0 |
| Opponents | 6 | 115 | 1228 | 10.7 | 8 | 58 | 204.7 |

| PUNT RETURNS | No. | Yds | Avg | TD | Long |
|---------------------------|-----------|-----------|-------------|----------|-----------|
| Anthony Gulley | 5 | 24 | 4.8 | 0 | 17 |
| Philip Pierre-Louis | 3 | 24 | 8.0 | 0 | 15 |
| Demond Washington | 3 | 7 | 2.3 | 0 | 9 |
| Mario Fannin | 1 | -5 | -5.0 | 0 | 0 |
| Total | 12 | 50 | 4.2 | 0 | 17 |
| Opponents | 4 | 52 | 13.0 | 1 | 10 |

| INTERCEPTIONS | No. | Yds | Avg | TD | Long |
|------------------------|----------|-----------|-------------|----------|-----------|
| Walter McFadden | 2 | -4 | -2.0 | 0 | 0 |
| Neiko Thorpe | 1 | 22 | 22.0 | 0 | 22 |
| Josh Bynes | 1 | 5 | 5.0 | 0 | 5 |
| Craig Stevens | 1 | 15 | 15.0 | 1 | 15 |
| Daren Bates | 1 | 0 | 0.0 | 0 | 0 |
| Antonio Coleman | 1 | 20 | 20.0 | 1 | 20 |
| T'Sharvan Bell | 1 | 0 | 0.0 | 0 | 0 |
| Jake Ricks | 1 | 21 | 21.0 | 0 | 21 |
| Total | 9 | 79 | 8.8 | 2 | 22 |
| Opponents | 2 | 34 | 17.0 | 0 | 21 |

| KICK RETURNS | No. | Yds | Avg | TD | Long |
|------------------------|-----------|------------|-------------|----------|-----------|
| Onterio McCalebb | 11 | 272 | 24.7 | 0 | 52 |
| Mario Fannin | 9 | 203 | 22.6 | 0 | 33 |
| Ben Tate | 4 | 121 | 30.2 | 0 | 36 |
| Terrell Zachery | 4 | 65 | 16.2 | 0 | 19 |
| Eric Smith | 2 | 17 | 8.5 | 0 | 14 |
| Harry Adams | 2 | 53 | 26.5 | 0 | 27 |
| Anthony Gulley | 1 | 24 | 24.0 | 0 | 24 |
| Tommy Trott | 1 | 7 | 7.0 | 0 | 7 |
| Total | 34 | 762 | 22.4 | 0 | 52 |
| Opponents | 38 | 957 | 25.2 | 0 | 70 |

2009 Auburn Football Statistics

| FUMBLE RETURNS | No. | Yds | Avg | TD | Long |
|----------------|-----|-----|-----|----|------|
| Total | 0 | 0 | 0.0 | 0 | 0 |
| Opponents | 1 | 1 | 1.0 | 0 | 1 |

| SCORING | TD | FGs | PATs | | | | | | Saf | Points |
|----------------------|-----------|--------------|--------------|------------|----------|------------|----------|----------|------------|--------|
| | | | Kick | Rush | Rcv | Pass | DXP | | | |
| Wes Byrum | 0 | 11-12 | 27-27 | 0-0 | 0 | 0-0 | 0 | 0 | 0 | 60 |
| Darvin Adams | 5 | 0-0 | 0-0 | 0-0 | 0 | 0-0 | 0 | 0 | 0 | 30 |
| Ben Tate | 4 | 0-0 | 0-0 | 0-0 | 0 | 0-0 | 0 | 0 | 0 | 24 |
| Onterio McCalebb | 4 | 0-0 | 0-0 | 0-0 | 0 | 0-0 | 0 | 0 | 0 | 24 |
| Terrell Zachery | 4 | 0-0 | 0-0 | 0-0 | 0 | 0-0 | 0 | 0 | 0 | 24 |
| Kodi Burns | 4 | 0-0 | 0-0 | 0-0 | 0 | 0-0 | 0 | 0 | 0 | 24 |
| Mario Fannin | 2 | 0-0 | 0-0 | 0-0 | 0 | 0-0 | 0 | 0 | 0 | 12 |
| Antonio Coleman | 1 | 0-0 | 0-0 | 0-0 | 0 | 0-0 | 0 | 0 | 0 | 6 |
| Neil Caudle | 1 | 0-0 | 0-0 | 0-0 | 0 | 0-0 | 0 | 0 | 0 | 6 |
| Craig Stevens | 1 | 0-0 | 0-0 | 0-0 | 0 | 0-0 | 0 | 0 | 0 | 6 |
| Philip Lutzenkirchen | 1 | 0-0 | 0-0 | 0-0 | 0 | 0-0 | 0 | 0 | 0 | 6 |
| Tommy Trott | 1 | 0-0 | 0-0 | 0-0 | 0 | 0-0 | 0 | 0 | 0 | 6 |
| Josh Bynes | 0 | 0-0 | 0-0 | 0-0 | 0 | 0-0 | 0 | 1 | 2 | |
| Chris Todd | 0 | 0-0 | 0-0 | 0-0 | 0 | 0-1 | 0 | 0 | 0 | |
| Adam Herring | 0 | 0-0 | 0-0 | 0-0 | 0 | 0-0 | 0 | 0 | 0 | |
| Total | 28 | 11-12 | 27-27 | 0-0 | 0 | 0-1 | 0 | 1 | 230 | |
| Opponents | 20 | 9-10 | 16-19 | 0-0 | 0 | 0-0 | 0 | 0 | 163 | |

| TOTAL OFFENSE | G | Plays | Rush | Pass | Total | Avg/G |
|---------------------|----------|------------|-------------|-------------|-------------|--------------|
| Chris Todd | 6 | 181 | -48 | 1363 | 1315 | 219.2 |
| Ben Tate | 6 | 119 | 724 | 0 | 724 | 120.7 |
| Onterio McCalebb | 6 | 73 | 439 | 0 | 439 | 73.2 |
| Kodi Burns | 6 | 40 | 90 | 46 | 136 | 22.7 |
| Mario Fannin | 6 | 11 | 107 | 0 | 107 | 17.8 |
| Terrell Zachery | 6 | 4 | 85 | 0 | 85 | 14.2 |
| Neil Caudle | 3 | 4 | 52 | 19 | 71 | 23.7 |
| Eric Smith | 6 | 10 | 55 | 0 | 55 | 9.2 |
| Travante Stallworth | 6 | 1 | 10 | 0 | 10 | 1.7 |
| Davis Hooper | 2 | 2 | -1 | 0 | -1 | -0.5 |
| TEAM | 2 | 1 | -2 | 0 | -2 | -1.0 |
| Total | 6 | 446 | 1511 | 1428 | 2939 | 489.8 |
| Opponents | 6 | 438 | 988 | 1228 | 2216 | 369.3 |

| FIELD GOALS | FGM-FGA | Pct | 01-19 | 20-29 | 30-39 | 40-49 | 50-99 | Lg | Blk |
|-------------|---------|------|-------|-------|-------|-------|-------|----|-----|
| Wes Byrum | 11-12 | 91.7 | 1-1 | 3-3 | 2-2 | 5-6 | 0-0 | 49 | 0 |

| FG SEQUENCE | Auburn | OPPONENTS |
|-------------------|------------------------|----------------|
| Louisiana Tech | (25),(49),(47) | (20),(46) |
| Mississippi State | -- | (29) |
| West Virginia | (46),(42) | (28) |
| Ball State | (32) | (33),(37),(33) |
| Tennessee | (29),(43),46,(19),(22) | 39,(26) |
| Arkansas | (37) | (23) |

Numbers in (parentheses) indicate field goal was made.

| PUNTING | No. | Yds | Avg | Long | TB | FC | I20 | Blkd |
|------------------|-----------|-------------|-------------|-----------|----------|-----------|----------|----------|
| Clinton Durst | 25 | 1024 | 41.0 | 52 | 3 | 13 | 6 | 0 |
| TEAM | 1 | 0 | 0.0 | 0 | 0 | 0 | 0 | 1 |
| Chris Todd | 1 | 37 | 37.0 | 37 | 1 | 0 | 0 | 0 |
| Total | 27 | 1061 | 39.3 | 52 | 4 | 13 | 6 | 1 |
| Opponents | 30 | 1263 | 42.1 | 53 | 0 | 6 | 9 | 0 |

| KICKOFFS | No. | Yds | Avg | TB | OB | Retn | Net | YdLn |
|------------------|-----------|-------------|-------------|----------|----------|------------|-------------|-----------|
| Morgan Hull | 38 | 2450 | 64.5 | 2 | 3 | | | |
| Wes Byrum | 6 | 399 | 66.5 | 1 | 0 | | | |
| Total | 44 | 2849 | 64.8 | 3 | 3 | 957 | 41.6 | 28 |
| Opponents | 35 | 2143 | 61.2 | 0 | 0 | 762 | 39.5 | 30 |

| ALL PURPOSE | G | Rush | Rec | PR | KOR | IR | Tot | Avg/G |
|----------------------|----------|-------------|-------------|-----------|------------|-----------|-------------|--------------|
| Ben Tate | 6 | 724 | 66 | 0 | 121 | 0 | 911 | 151.8 |
| Onterio McCalebb | 6 | 439 | 59 | 0 | 272 | 0 | 770 | 128.3 |
| Mario Fannin | 6 | 107 | 246 | -5 | 203 | 0 | 551 | 91.8 |
| Terrell Zachery | 6 | 85 | 329 | 0 | 65 | 0 | 479 | 79.8 |
| Darvin Adams | 6 | 0 | 387 | 0 | 0 | 0 | 387 | 64.5 |
| Eric Smith | 6 | 55 | 140 | 0 | 17 | 0 | 212 | 35.3 |
| Kodi Burns | 6 | 90 | 10 | 0 | 0 | 0 | 100 | 16.7 |
| Tommy Trott | 6 | 0 | 55 | 0 | 7 | 0 | 62 | 10.3 |
| Jay Wisner | 6 | 0 | 56 | 0 | 0 | 0 | 56 | 9.3 |
| Harry Adams | 6 | 0 | 0 | 0 | 53 | 0 | 53 | 8.8 |
| Neil Caudle | 3 | 52 | 0 | 0 | 0 | 0 | 52 | 17.3 |
| Anthony Gulley | 5 | 0 | 0 | 24 | 24 | 0 | 48 | 9.6 |
| Quindarius Carr | 6 | 0 | 32 | 0 | 0 | 0 | 32 | 5.3 |
| Travante Stallworth | 6 | 10 | 21 | 0 | 0 | 0 | 31 | 5.2 |
| Philip Lutzenkirchen | 6 | 0 | 27 | 0 | 0 | 0 | 27 | 4.5 |
| Philip Pierre-Louis | 2 | 0 | 0 | 24 | 0 | 0 | 24 | 12.0 |
| Neiko Thorpe | 6 | 0 | 0 | 0 | 0 | 22 | 22 | 3.7 |
| Jake Ricks | 6 | 0 | 0 | 0 | 0 | 21 | 21 | 3.5 |
| Antonio Coleman | 6 | 0 | 0 | 0 | 0 | 20 | 20 | 3.3 |
| Craig Stevens | 6 | 0 | 0 | 0 | 0 | 15 | 15 | 2.5 |
| Demond Washington | 5 | 0 | 0 | 7 | 0 | 0 | 7 | 1.4 |
| Josh Bynes | 6 | 0 | 0 | 0 | 0 | 5 | 5 | 0.8 |
| Davis Hooper | 2 | -1 | 0 | 0 | 0 | 0 | -1 | -0.5 |
| TEAM | 2 | -2 | 0 | 0 | 0 | 0 | -2 | -1.0 |
| Walter McFadden | 6 | 0 | 0 | 0 | 0 | -4 | -4 | -0.7 |
| Chris Todd | 6 | -48 | 0 | 0 | 0 | 0 | -48 | -8.0 |
| Total | 6 | 1511 | 1428 | 50 | 762 | 79 | 3830 | 638.3 |
| Opponents | 6 | 988 | 1228 | 52 | 957 | 34 | 3259 | 543.2 |

2009 Auburn Football Statistics

Defensive Statistics

| DEFENSIVE LEADERS | GP | -----Tackles----- | | | TFL/Yds | -Sacks- No-Yards | -----Pass Def----- | | | ----Fumbles---- | | Bikd Kick | Saf |
|------------------------|-----------|-------------------|------------|------------|-----------------|----------------------|--------------------|-----------|-----------|-----------------|----------|--------------|----------|
| | | Solo | Ast | Total | | | Int-Yds | BrUp | QBH | Rcv-Yds | FF | | |
| 46 Craig Stevens | .6 | 36 | 19 | 55 | 5.0-20 | 1.5-14 | 1-15 | 2 | 4 | . | 1 | . | . |
| 17 Josh Bynes | .6 | 32 | 19 | 51 | 1.0-3 | . | 1-5 | 5 | 2 | 2-0 | . | . | 1 |
| 15 Neiko Thorpe | .6 | 29 | 12 | 41 | . | . | 1-22 | 3 | . | . | . | . | . |
| 4 Zac Etheridge | .6 | 27 | 8 | 35 | 1.5-9 | . | . | 1 | 1 | 1-0 | 1 | . | . |
| 25 Daren Bates | .6 | 21 | 9 | 30 | 1.5-14 | 0.5-12 | 1-0 | 1 | 3 | . | . | . | . |
| 6 Walter McFadden | .6 | 14 | 7 | 21 | . | . | 2-4 | 5 | . | . | . | . | . |
| 52 Antonio Coleman | .6 | 8 | 11 | 19 | 4.5-18 | 2.5-12 | 1-20 | 1 | 5 | 1-0 | . | . | . |
| 49 Michael Goggans | .6 | 7 | 10 | 17 | 2.5-6 | 1.0-2 | . | 2 | 3 | . | . | . | . |
| 14 Demond Washington | .5 | 8 | 7 | 15 | 1.0-12 | 1.0-12 | . | 1 | 3 | . | . | . | . |
| 91 Jake Ricks | .6 | 7 | 7 | 14 | 0.5-0 | . | 1-21 | 1 | 4 | . | 1 | . | . |
| 93 Mike Blanc | .6 | 9 | 5 | 14 | 4.0-14 | 2.5-12 | . | 3 | 3 | . | 1 | . | . |
| 90 Nick Fairley | .6 | 5 | 8 | 13 | 1.0-3 | . | . | . | 4 | 1-0 | . | 1 | . |
| 31 Adam Herring | .6 | 6 | 3 | 9 | 0.5-1 | . | . | . | . | . | . | . | . |
| 58 Harris Gaston | .4 | 3 | 6 | 9 | . | . | . | . | . | . | . | . | . |
| 35 Jonathan Evans | .6 | 6 | 2 | 8 | . | . | . | . | . | . | . | . | . |
| 95 Dee Ford | .6 | 3 | 5 | 8 | 1.5-11 | 1.0-10 | . | . | 5 | . | . | . | . |
| 21 Eltoro Freeman | .4 | 3 | 4 | 7 | . | . | . | . | 3 | . | . | . | . |
| 8 Harry Adams | .6 | 3 | 3 | 6 | . | . | . | . | . | . | . | . | . |
| 22 T'Sharvan Bell | .6 | 6 | . | 6 | 0.5-2 | . | 1-0 | . | . | . | . | . | . |
| 11 Mike Slade | .5 | 3 | 3 | 6 | . | . | . | . | . | . | . | . | . |
| 97 Derrick Lykes | .6 | 3 | 3 | 6 | 0.5-0 | . | . | . | . | . | . | . | . |
| 98 Zach Clayton | .3 | 3 | 3 | 6 | 1.0-5 | . | . | . | . | . | . | . | . |
| 45 Antoine Carter | .3 | 4 | 1 | 5 | 2.0-11 | 1.0-8 | . | . | . | . | . | . | . |
| 56 Ashton Richardson | .6 | 3 | 2 | 5 | 0.5-1 | . | . | . | . | . | . | . | . |
| 32 Eric Smith | .6 | 2 | 3 | 5 | . | . | . | . | 1 | . | . | . | . |
| 96 Chris Humphries | .5 | 2 | 2 | 4 | 1.0-1 | . | . | . | . | . | . | . | . |
| 16 Ikeem Means | .4 | 1 | 2 | 3 | . | . | . | . | . | . | . | . | . |
| 24 D'Antoine Hood | .3 | 3 | . | 3 | . | . | . | . | . | . | . | . | . |
| 82 Jay Wisner | .6 | 2 | . | 2 | . | . | . | . | . | . | . | . | . |
| 38 Jason King | .5 | 1 | 1 | 2 | . | . | . | . | . | . | . | . | . |
| 20 Drew Cole | .2 | 1 | 1 | 2 | . | . | . | . | . | . | . | . | . |
| 33 Gabe Barrett | .2 | 1 | 1 | 2 | . | . | . | . | . | . | . | . | . |
| 97 Clinton Durst | .6 | 1 | 1 | 2 | . | . | . | . | . | . | . | . | . |
| 36 Wade Christopher | .5 | . | 2 | 2 | . | . | . | . | 1 | . | . | . | . |
| 66 Mike Berry | .6 | . | 1 | 1 | . | . | . | . | . | . | . | . | . |
| 73 Lee Ziemba | .6 | . | 1 | 1 | . | . | . | . | . | . | . | . | . |
| 51 Watson Downs | .2 | . | 1 | 1 | . | . | . | . | . | . | . | . | . |
| 85 Travante Stallworth | .6 | 1 | . | 1 | . | . | . | . | . | . | . | . | . |
| 61 Josh Harris | .6 | 1 | . | 1 | . | . | . | . | . | . | . | . | . |
| 81 Terrell Zachery | .6 | 1 | . | 1 | . | . | . | . | . | . | . | . | . |
| 83 Gabe McKenzie | .5 | 1 | . | 1 | . | . | . | . | . | . | . | . | . |
| 37 Morgan Hull | .6 | 1 | . | 1 | . | . | . | . | . | . | . | . | . |
| 27 Mario Fannin | .6 | 1 | . | 1 | . | . | . | . | . | . | . | . | . |
| 75 Andrew McCain | .6 | . | 1 | 1 | . | . | . | . | . | . | . | . | . |
| Total | .6 | 269 | 174 | 443 | 30-131 | 11-82 | 9-79 | 25 | 42 | 5-0 | 4 | 1 | 1 |
| Opponents | .6 | 284 | 177 | 461 | 31.0-126 | 5-41 | 2-34 | 19 | 25 | 6-1 | 6 | 1 | . |

Special Teams Tackles

| SPECIAL TEAMS | -----Tackles----- | | | SPECIAL TEAMS | -----Tackles----- | | |
|----------------------|-------------------|-----|-------|------------------------|-------------------|-----|-------|
| | Solo | Ast | Total | | Solo | Ast | Total |
| 15 Neiko Thorpe | 4 | 2 | 6 | 36 Wade Christopher | 0 | 2 | 2 |
| 14 Demond Washington | 3 | 3 | 6 | 58 Harris Gaston | 0 | 2 | 2 |
| 8 Harry Adams | 2 | 2 | 4 | 96 Chris Humphries | 0 | 2 | 2 |
| 35 Jonathan Evans | 3 | 0 | 3 | 4 Zac Etheridge | 1 | 0 | 1 |
| 56 Ashton Richardson | 2 | 1 | 3 | 16 Ikeem Means | 1 | 0 | 1 |
| 11 Mike Slade | 0 | 3 | 3 | 37 Morgan Hull | 1 | 0 | 1 |
| 22 T'Sharvan Bell | 2 | 0 | 2 | 61 Josh Harris | 1 | 0 | 1 |
| 82 Jay Wisner | 2 | 0 | 2 | 81 Terrell Zachery | 1 | 0 | 1 |
| 32 Eric Smith | 1 | 1 | 2 | 20 Drew Cole | 0 | 1 | 1 |
| 33 Gabe Barrett | 1 | 1 | 2 | 25 Daren Bates | 0 | 1 | 1 |
| 38 Jason King | 1 | 1 | 2 | 85 Travante Stallworth | 0 | 1 | 1 |
| 46 Craig Stevens | 1 | 1 | 2 | 95 Dee Ford | 0 | 1 | 1 |

2009 Scoring Summaries

| Plays | Yards | TOP | Qtr | Scoring Play |
|--------------------------|-------|------|-----|---|
| LOUISIANA TECH | | | | |
| 13 | 69 | 5:36 | 1 | W. Byrum 25-yard field goal |
| 10 | 66 | 3:27 | 1 | K. Burns 1-yard run |
| 3 | 29 | 0:23 | 2 | W. Byrum 49-yard field goal |
| 3 | 98 | 0:48 | 3 | T. Zachery 93-yard pass from C. Todd |
| 7 | 22 | 1:36 | 3 | W. Byrum 47-yard field goal |
| 9 | 72 | 3:07 | 4 | D. Adams 17-yard pass from C. Todd |
| 13 | 65 | 5:02 | 4 | O. McCaleb 3-yard run |
| MISSISSIPPI STATE | | | | |
| 8 | 73 | 3:11 | 1 | K. Burns 1-yard run |
| -- | -- | -- | 1 | A. Coleman 20-yard interception return |
| 5 | 80 | 1:36 | 2 | O. McCaleb 48-yard run |
| 8 | 78 | 1:13 | 2 | K. Burns 1-yard run |
| 7 | 81 | 2:51 | 3 | P. Lutzenkirchen 13-yard pass from K. Burns |
| 4 | 72 | 1:22 | 3 | B. Tate 35-yard run |
| 13 | 75 | 5:19 | 4 | K. Burns 1-yard run |
| WEST VIRGINIA | | | | |
| 9 | 38 | 2:55 | 1 | W. Byrum 46-yard field goal |
| 6 | 45 | 1:50 | 1 | D. Adams 16-yard pass from C. Todd |
| 6 | 43 | 2:30 | 2 | W. Byrum 42-yard field goal |
| 11 | 68 | 3:24 | 2 | D. Adams 4-yard pass from C. Todd |
| 2 | 86 | 0:49 | 3 | M. Fannin 82-yard pass from C. Todd |
| 3 | 19 | 0:54 | 4 | D. Adams 17-yard pass from C. Todd |
| -- | -- | -- | 4 | C. Stevens 15-yard interception return |
| BALL STATE | | | | |
| 4 | 28 | 0:50 | 1 | T. Trott 6-yard pass from C. Todd |
| 6 | 78 | 1:50 | 2 | T. Zachery 46-yard pass from C. Todd |
| -- | -- | -- | 2 | J. Bynes safety |
| 2 | 63 | 0:33 | 2 | O. McCaleb 1-yard run |
| 3 | 77 | 0:31 | 2 | T. Zachery 65-yard pass from C. Todd |
| 9 | 49 | 2:28 | 2 | W. Byrum 32-yard field goal |
| 10 | 76 | 3:21 | 3 | D. Adams 26-yard pass from C. Todd |
| 4 | 72 | 1:41 | 3 | M. Fannin 36-yard pass from C. Todd |
| 5 | 74 | 2:55 | 4 | N. Caudle 52-yard run |

| Plays | Yards | TOP | Qtr | Scoring Play |
|------------------|-------|------|-----|--------------------------------------|
| TENNESSEE | | | | |
| 10 | 44 | 3:30 | 1 | W. Byrum 29-yard field goal |
| 4 | 4 | 1:10 | 1 | W. Byrum 43-yard field goal |
| 9 | 87 | 2:32 | 2 | B. Tate 11-yard run |
| 7 | 55 | 2:31 | 3 | W. Byrum 19-yard field goal |
| 8 | 70 | 2:25 | 4 | T. Zachery 11-yard pass from C. Todd |
| 9 | 35 | 3:32 | 4 | W. Byrum 22-yard field goal |
| ARKANSAS | | | | |
| 8 | 44 | 2:08 | 2 | W. Byrum 37-yard field goal |
| 8 | 67 | 2:42 | 3 | B. Tate 1-yard run |
| 1 | 60 | 0:13 | 3 | B. Tate 60-yard run |
| 3 | 66 | 0:59 | 3 | O. McCaleb 3-yard run |

Average Scoring Drive: Plays: 6.8 Yards: 60.2 Time: 2:16

2009 Starting Lineups

Offense

| | WR | TE | LT | LG | C | RG | RT | WR | HB | QB | TB |
|-------------------|---------|-------------|--------|-------|------|--------|--------|-----------|----------|------|---------|
| LOUISIANA TECH | Zachery | Trott | Ziamba | Berry | Pugh | Isom | McCain | Adams | Fannin | Todd | Tate |
| MISSISSIPPI STATE | Burns | Trott | Ziamba | Berry | Pugh | Isom | McCain | Adams | E. Smith | Todd | McCaleb |
| WEST VIRGINIA | Zachery | Trott | Ziamba | Berry | Pugh | Isom | McCain | Hawthorne | E. Smith | Todd | Tate |
| BALL STATE | Zachery | Wisner (WR) | Ziamba | Berry | Pugh | Sullen | McCain | Adams | Fannin | Todd | Tate |
| at Tennessee | Zachery | Trott | Ziamba | Berry | Pugh | Eddins | McCain | Wisner | Fannin | Todd | Tate |
| at Arkansas | Burns | Trott | Ziamba | Berry | Pugh | Isom | McCain | Adams | E. Smith | Todd | Tate |
| KENTUCKY | | | | | | | | | | | |
| at LSU | | | | | | | | | | | |
| OLE MISS | | | | | | | | | | | |
| FURMAN | | | | | | | | | | | |
| at Georgia | | | | | | | | | | | |
| ALABAMA | | | | | | | | | | | |

Defense

| | LE | LT | NG | RE | LB | LB | LB | CB | S | S | CB |
|-------------------|---------|---------|-------|---------|---------|-------|---------|----------|-----------|-------|--------|
| LOUISIANA TECH | Coleman | Fairley | Ricks | Goggans | Stevens | Bynes | Herring | McFadden | Etheridge | Bates | Thorpe |
| MISSISSIPPI STATE | Coleman | Blanc | Ricks | Goggans | Stevens | Bynes | Herring | McFadden | Etheridge | Bates | Thorpe |
| WEST VIRGINIA | Coleman | Blanc | Ricks | Goggans | Stevens | Bynes | Freeman | McFadden | Etheridge | Bates | Thorpe |
| BALL STATE | Coleman | Blanc | Ricks | Goggans | Stevens | Bynes | Freeman | McFadden | Etheridge | Bates | Thorpe |
| at Tennessee | Coleman | Blanc | Ricks | Goggans | Stevens | Bynes | Freeman | McFadden | Etheridge | Bates | Thorpe |
| at Arkansas | Coleman | Blanc | Ricks | Goggans | Stevens | Bynes | Herring | McFadden | Etheridge | Bates | Thorpe |
| KENTUCKY | | | | | | | | | | | |
| at LSU | | | | | | | | | | | |
| OLE MISS | | | | | | | | | | | |
| FURMAN | | | | | | | | | | | |
| at Georgia | | | | | | | | | | | |
| ALABAMA | | | | | | | | | | | |

2009 Game-By-Game Team Statistics

| Game | Score | First Downs | | Rushing No-Yds-TD | Passing | | | Total Off. Pl-Yds | Punts No-Avg | Fum. F/L | Penalties No-Yds | 3rd Dns | Time of Poss |
|--------------------------------|----------|-------------|-------------------|----------------------|--------------------|------------|--------|----------------------|------------------|-------------|---------------------|---------------|-----------------|
| | | Tot | Ru-Pa-Pe | | C-A-I | Yds | TD | | | | | | |
| Louisiana Tech at Auburn | 13 37 | 19 27 | 6-8-5 17-9-1 | 37-6-0 52-301-2 | 18-33-1 17-27-0 | 149 255 | 1 2 | 70-245 79-556 | 6-38.3 2-41.0 | 3/1 3/2 | 3-30 8-87 | 5-14 8-13 | 31:23 28:37 |
| Mississippi State at Auburn | 24 49 | 14 29 | 6-7-1 18-8-3 | 38-167-1 59-390-5 | 11-21-2 11-24-0 | 130 199 | 1 1 | 59-297 83-589 | 6-45.2 5-28.8 | 0/0 2/0 | 10-89 5-40 | 5-14 6-13 | 28:57 31:03 |
| West Virginia at Auburn | 30 41 | 23 20 | 11-11-1 7-12-1 | 39-207-3 41-100-0 | 24-41-5 17-33-1 | 302 300 | 1 4 | 80-509 74-400 | 2-49.5 5-44.0 | 1/1 1/0 | 4-45 5-37 | 10-15 9-18 | 32:45 27:15 |
| Ball State at Auburn | 30 54 | 19 21 | 10-6-3 10-11-0 | 44-146-2 34-254-2 | 18-30-0 21-29-1 | 114 306 | 1 5 | 74-260 63-560 | 4-41.2 2-43.5 | 2/2 2/1 | 4-23 9-86 | 5-15 4-10 | 35:56 24:04 |
| at Tennessee Auburn | 22 26 | 19 24 | 6-12-1 11-13-0 | 29-151-1 48-224-1 | 20-44-0 20-35-0 | 259 235 | 2 1 | 73-410 83-459 | 8-41.8 6-42.5 | 1/1 2/0 | 4-30 3-35 | 4-17 6-17 | 25:14 34:46 |
| at Arkansas Auburn | 44 23 | 28 15 | 12-10-6 9-5-1 | 45-221-4 35-242-3 | 24-37-1 15-29-0 | 274 133 | 2 0 | 82-495 64-375 | 4-41.0 7-39.0 | 1/0 4/3 | 5-45 8-56 | 5-13 4-14 | 38:27 21:33 |
| Kentucky at Auburn | | | | | | | | | | | | | |
| at LSU Auburn | | | | | | | | | | | | | |
| Ole Miss at Auburn | | | | | | | | | | | | | |
| Furman at Auburn | | | | | | | | | | | | | |
| at Georgia Auburn | | | | | | | | | | | | | |
| Alabama at Auburn | | | | | | | | | | | | | |

Miscellaneous Statistics

Average Time of Possession (by Quarter)

| | <u>1</u> | <u>2</u> | <u>3</u> | <u>4</u> | <u>Total</u> |
|----------|----------|----------|----------|----------|--------------|
| AUBURN | 7:09 | 6:47 | 6:21 | 7:35 | 27:53 |
| Opponent | 7:50 | 8:12 | 8:38 | 7:25 | 32:07 |

Third Down Conversions (by Quarter)

| | <u>1</u> | <u>2</u> | <u>3</u> | <u>4</u> | <u>Total</u> |
|-------------|-------------|-------------|-------------|-------------|--------------|
| AUBURN | 6 of 21 | 11 of 24 | 10 of 20 | 10 of 20 | 37 of 85 |
| <i>Pct.</i> | 28.6 | 45.8 | 50.0 | 50.0 | 43.5 |
| Opponents | 7 of 19 | 8 of 22 | 7 of 23 | 12 of 24 | 34 of 88 |
| <i>Pct.</i> | 36.8 | 36.4 | 30.4 | 50.0 | 38.6 |

Third Down Conversions (by Yardage)

| <u>Yards to go</u> | <u>1-3</u> | <u>4-6</u> | <u>7-10</u> | <u>11+</u> | <u>Total</u> |
|--------------------|-------------|-------------|-------------|-------------|--------------|
| AUBURN | 18 of 23 | 10 of 21 | 7 of 28 | 2 of 13 | 37 of 85 |
| <i>Pct.</i> | 78.3 | 47.6 | 25.0 | 15.4 | 43.5 |
| Opponents | 11 of 22 | 9 of 16 | 12 of 39 | 2 of 11 | 34 of 88 |
| <i>Pct.</i> | 50.0 | 56.3 | 30.8 | 18.2 | 38.6 |

Turnovers

Takeaways — 14, Giveaways — 8
 Difference — +6
 Points Off TOs — AU 48, Opp. 30
 Points Off TOs/Game — AU 8.0, Opp. 5.0

Kickoffs

Kickoffs — 44
 Byrum — 6 KO, 1 TB, 0 OB
 Hull — 38 KO, 2 TB, 3 OB
 Touchbacks — 3
 Out of Bounds — 3
 Opp. Returns — 38 for 957 yards (25.2)
 On-side kicks — 0-for-0

Red Zone

AU Scores/Times in Red Zone: 21/23 (.913)
 AU TDs/Times in Red Zone: 16/23 (.696)
 Scores (21): 16 TD, 5 FG
 Non-Scores (2): 2 Fumbles
 Opp. Scores/Times in Red Zone: 22/23 (.957)
 Opp. TDs/Times in Red Zone: 14/23 (.609)
 Scores (22): 14 TD, 8 FG
 Non-Scores (1): INT

2009 Game-By-Game Individual Statistics

Rushing

| <u>No.-Yds, TD</u> | <u>#18 Burns</u> | <u>#27 Fannin</u> | <u>#23 McCalebb</u> | <u>#32 Smith</u> | <u>#44 Tate</u> | <u>#12 Todd</u> |
|--------------------|------------------|-------------------|---------------------|------------------|-----------------|-----------------|
| LOUISIANA TECH | 8-23, 1 | 0-0, 0 | 22-148, 1 | DNP | 20-117, 0 | 1-3, 0 |
| MISSISSIPPI STATE | 9-32, 3 | 9-75, 0 | 16-114, 1 | 3-8, 0 | 20-157, 1 | 1-6, 0 |
| WEST VIRGINIA | 7-10, 0 | 1-0, 0 | 8-20, 0 | 0-0, 0 | 19-75, 0 | 5-(-14), 0 |
| BALL STATE | 1-2, 0 | 0-0, 0 | 8-83, 1 | 7-47, 0 | 13-63, 0 | 1-2, 0 |
| at Tennessee | 5-16, 0 | 1-32, 0 | 31-51, 0 | 0-0, 0 | 25-128, 1 | 3-(-13), 0 |
| at Arkansas | 2-7, 0 | 0-0, 0 | 6-23, 1 | 0-0, 0 | 22-184, 2 | 4-(-32), 0 |
| KENTUCKY | | | | | | |
| at LSU | | | | | | |
| OLE MISS | | | | | | |
| FURMAN | | | | | | |
| at Georgia | | | | | | |
| ALABAMA | | | | | | |

Receiving

| <u>No.-Yds, TD</u> | <u>#89 Adams</u> | <u>#18 Burns</u> | <u>#27 Fannin</u> | <u>#13 Hawthorne</u> | <u>#82 Wisner</u> | <u>#81 Zachery</u> |
|--------------------|------------------|------------------|-------------------|----------------------|-------------------|--------------------|
| LOUISIANA TECH | 4-65, 1 | 0-0, 0 | 8-82, 0 | DNP | 0-0, 0 | 3-98, 1 |
| MISSISSIPPI STATE | 5-116, 0 | 1-2, 0 | 1-3, 0 | DNP | 1-24, 0 | 2-41, 0 |
| WEST VIRGINIA | 6-80, 3 | 1-8, 0 | 1-82, 1 | 0-0, 0 | 1-16, 0 | 1-15, 0 |
| BALL STATE | 5-73, 1 | 0-0, 0 | 3-55, 1 | 0-0, 0 | 0-0, 0 | 5-122, 2 |
| at Tennessee | 2-29, 0 | 0-0, 0 | 6-25, 0 | 0-0, 0 | 1-16, 0 | 2-28, 1 |
| at Arkansas | 3-24, 0 | 0-0, 0 | 2-(-1), 0 | 0-0, 0 | 0-0, 0 | 2-25, 0 |
| KENTUCKY | | | | | | |
| at LSU | | | | | | |
| OLE MISS | | | | | | |
| FURMAN | | | | | | |
| at Georgia | | | | | | |
| ALABAMA | | | | | | |

| <u>No.-Yds, TD</u> | <u>#43 Lutzenkirchen</u> | <u>#5 Trott</u> | <u>#23 McCalebb</u> | <u>#32 Smith</u> | <u>#44 Tate</u> |
|--------------------|--------------------------|-----------------|---------------------|------------------|-----------------|
| LOUISIANA TECH | 0-0, 0 | 0-0, 0 | 0-0, 0 | DNP | 2-10, 0 |
| MISSISSIPPI STATE | 1-13, 1 | 0-0, 0 | 0-0, 0 | 0-0, 0 | 0-0, 0 |
| WEST VIRGINIA | 0-0, 0 | 2-20, 0 | 0-0, 0 | 4-74, 0 | 1-5, 0 |
| BALL STATE | 1-14, 0 | 1-6, 1 | 1-(-3), 0 | 0-0, 0 | 3-18, 0 |
| at Tennessee | 0-0, 0 | 1-13, 0 | 3-62, 0 | 3-45, 0 | 2-17, 0 |
| at Arkansas | 0-0, 0 | 3-16, 0 | 0-0, 0 | 1-21, 0 | 3-16, 0 |
| KENTUCKY | | | | | |
| at LSU | | | | | |
| OLE MISS | | | | | |
| FURMAN | | | | | |
| at Georgia | | | | | |
| ALABAMA | | | | | |

Passing

| <u>C-A-Yds-Int, TD</u> | <u>#18 Burns</u> | <u>#12 Todd</u> |
|------------------------|------------------|-----------------|
| LOUISIANA TECH | 0-1-0-0, 0 | 17-26-255-0, 2 |
| MISSISSIPPI STATE | 1-1-13-0, 1 | 10-23-186-0, 0 |
| WEST VIRGINIA | 1-2-16-0, 0 | 16-31-284-1, 4 |
| BALL STATE | 0-0-0-0, 0 | 19-26-287-0, 5 |
| at Tennessee | 1-3-17-0, 0 | 19-32-218-0, 1 |
| at Arkansas | 0-1-0-0, 0 | 15-28-133-0, 0 |
| KENTUCKY | | |
| at LSU | | |
| OLE MISS | | |
| FURMAN | | |
| at Georgia | | |
| ALABAMA | | |

Field Goals

| <u>Made. (Missed)</u> | <u>#18 Byrum</u> |
|-----------------------|----------------------|
| LOUISIANA TECH | 25, 49, 47 |
| MISSISSIPPI STATE | -- |
| WEST VIRGINIA | 46, 42 |
| BALL STATE | 32 |
| at Tennessee | 29, 43, (46), 19, 22 |
| at Arkansas | 37 |
| KENTUCKY | |
| at LSU | |
| OLE MISS | |
| FURMAN | |
| at Georgia | |
| ALABAMA | |

Punting

| <u>No.-Avg. In 20</u> | <u>#97 Durst</u> |
|-----------------------|------------------|
| LOUISIANA TECH | 2-41.0, 1 |
| MISSISSIPPI STATE | 4-36.0, 2 |
| WEST VIRGINIA | 5-44.0, 1 |
| BALL STATE | 2-43.5, 0 |
| at Tennessee | 5-43.6, 2 |
| at Arkansas | 7-39.0, 0 |
| KENTUCKY | |
| at LSU | |
| OLE MISS | |
| FURMAN | |
| at Georgia | |
| ALABAMA | |

2009 Game-By-Game Individual Statistics

Defensive Linemen

| <u>Solo+Ast=Total</u> | <u>#93 Blanc</u> | <u>#98 Clayton</u> | <u>#52 Coleman</u> | <u>#90 Fairley</u> | <u>#49 Goggans</u> | <u>#91 Ricks</u> |
|-----------------------|------------------|--------------------|--------------------|--------------------|--------------------|------------------|
| LOUISIANA TECH | 1+1=2 | DNP | 4+3=7 | 2+3=5 | 1+1=2 | 3+3=6 |
| MISSISSIPPI STATE | 1+3=4 | 1+2=3 | 0+3=3 | 0+0=0 | 1+3=4 | 0+1=1 |
| WEST VIRGINIA | 2+0=2 | 1+0=1 | 3+3=6 | 1+2=3 | 2+1=3 | 1+1=2 |
| BALL STATE | 0+1=1 | 1+1=2 | 1+2=3 | 1+0=1 | 2+2=4 | 2+1=3 |
| at Tennessee | 1+0=0 | DNP | 0+0=0 | 0+1=1 | 1+1=2 | 0+1=1 |
| at Arkansas | 4+0=4 | DNP | 0+0=0 | 1+2=3 | 0+2=2 | 1+0=1 |
| KENTUCKY | | | | | | |
| at LSU | | | | | | |
| OLE MISS | | | | | | |
| FURMAN | | | | | | |
| at Georgia | | | | | | |
| ALABAMA | | | | | | |

Linebackers

| <u>Solo+Ast=Total</u> | <u>#17 Bynes</u> | <u>#35 Evans</u> | <u>#21 Freeman</u> | <u>#58 Gaston</u> | <u>#31 Herring</u> | <u>#46 Stevens</u> |
|-----------------------|------------------|------------------|--------------------|-------------------|--------------------|--------------------|
| LOUISIANA TECH | 5+3=8 | 0+1=1 | DNP | 1+0=1 | 2+0=2 | 6+2=8 |
| MISSISSIPPI STATE | 2+6=8 | 0+1=1 | 2+4=6 | 1+0=1 | 1+3=4 | 4+3=7 |
| WEST VIRGINIA | 10+2=12 | DNP | 1+0=1 | 0+1=1 | 1+0=1 | 8+3=11 |
| BALL STATE | 5+1=6 | 2+0=2 | 0+0=0 | 1+5=6 | 0+0=0 | 4+2=6 |
| at Tennessee | 5+4=9 | 2+0=2 | 0+0=0 | DNP | 0+0=0 | 5+6=11 |
| at Arkansas | 5+3=8 | 2+0=2 | DNP | DNP | 2+0=2 | 9+3=12 |
| KENTUCKY | | | | | | |
| at LSU | | | | | | |
| OLE MISS | | | | | | |
| FURMAN | | | | | | |
| at Georgia | | | | | | |
| ALABAMA | | | | | | |

Defensive Backs

| <u>Solo+Ast=Total</u> | <u>#25 Bates</u> | <u>#4 Etheridge</u> | <u>#6 McFadden</u> | <u>#11 Slade</u> | <u>#15 Thorpe</u> | <u>#14 Washington</u> |
|-----------------------|------------------|---------------------|--------------------|------------------|-------------------|-----------------------|
| LOUISIANA TECH | 1+2=3 | 6+2=8 | 1+1=2 | 1+2=3 | 3+0=3 | 1+1=2 |
| MISSISSIPPI STATE | 0+3=3 | 6+2=8 | 4+0=4 | 0+1=1 | 5+2=7 | 0+2=2 |
| WEST VIRGINIA | 4+0=4 | 2+1=3 | 5+0=5 | 0+0=0 | 5+2=7 | 3+2=5 |
| BALL STATE | 5+2=7 | 1+2=3 | 2+1=3 | DNP | 5+1=6 | 2+0=2 |
| at Tennessee | 6+1=7 | 5+1=6 | 1+4=5 | 0+0=0 | 3+4=7 | 2+2=4 |
| at Arkansas | 5+1=6 | 7+0=7 | 1+1=2 | 2+0=2 | 8+3=11 | 1+1=2 |
| KENTUCKY | | | | | | |
| at LSU | | | | | | |
| OLE MISS | | | | | | |
| FURMAN | | | | | | |
| at Georgia | | | | | | |
| ALABAMA | | | | | | |

Others

| <u>Solo+Ast=Total</u> | <u>#8 Adams</u> | <u>#22 Bell</u> | <u>#45 Carter</u> | <u>#20 Cole</u> | <u>#95 Ford</u> |
|-----------------------|-----------------|-----------------|-------------------|-----------------|-----------------|
| LOUISIANA TECH | 0+0=0 | 1+0=1 | DNP | 1+1=2 | 0+1=1 |
| MISSISSIPPI STATE | 0+1=1 | 1+0=1 | DNP | 0+0=0 | 1+0=1 |
| WEST VIRGINIA | 0+0=0 | 1+0=1 | DNP | DNP | 0+0=0 |
| BALL STATE | 1+1=2 | 1+0=1 | 2+1=3 | DNP | 1+3=4 |
| at Tennessee | 0+1=1 | 0+0=0 | 1+0=1 | DNP | 0+0=0 |
| at Arkansas | 2+0=2 | 2+0=2 | 1+0=1 | DNP | 1+1=2 |
| KENTUCKY | | | | | |
| at LSU | | | | | |
| OLE MISS | | | | | |
| FURMAN | | | | | |
| at Georgia | | | | | |
| ALABAMA | | | | | |

2009 Player Participation

| Player | Pos. | 2009 Games Played | 2009 Starts | Career Games Played | Career Starts | Consec. Career Starts | Player | Pos. | 2009 Games Played | 2009 Starts | Career Games Played | Career Starts | Consec. Career Starts |
|----------------------|------|-------------------|-------------|---------------------|---------------|-----------------------|---------------------|------|-------------------|-------------|---------------------|---------------|-----------------------|
| Darvin Adams | WR | 6 | 4 | 16 | 4 | 1 | Darrell Roseman | OL | 5 | - | 5 | - | - |
| Harry Adams | DB | 6 | - | 14 | - | - | Airon Savage | FS | - | - | 19 | 15 | - |
| Gabe Barrett | DB | 2 | - | 2 | - | - | Ryan Shoemaker | P | - | - | 13 | - | - |
| Daren Bates | DB | 6 | 6 | 6 | 6 | 6 | Mike Slade | DB | 5 | - | 17 | - | - |
| T'Sharvan Bell | DB | 6 | - | 6 | - | - | Eric Smith | RB | 5 | 3 | 17 | 3 | 3 |
| DeAngelo Benton | WR | 5 | - | 5 | - | - | Vance Smith | OL | 2 | - | 14 | 2 | - |
| Mike Berry | OL | 6 | 6 | 24 | 14 | 11 | Travante Stallworth | WR | 6 | - | 6 | - | - |
| Emory Blake | WR | 4 | - | 4 | - | - | Craig Stevens | LB | 6 | 6 | 31 | 26 | 19 |
| Mike Blanc | DL | 6 | 5 | 30 | 11 | 5 | John Sullen | OL | 6 | 1 | 6 | 1 | - |
| Jorell Bostrom | OL | 5 | - | 5 | - | - | Ben Tate | RB | 6 | 5 | 40 | 14 | 4 |
| Kodi Burns | QB | 6 | 2 | 25 | 10 | 1 | Neiko Thorpe | DB | 6 | 6 | 17 | 7 | 6 |
| Josh Bynes | LB | 6 | 6 | 23 | 14 | 14 | Chris Todd | QB | 6 | 6 | 13 | 11 | 6 |
| Wes Byrum | K | 6 | - | 30 | - | - | Jamar Travis | DL | 3 | - | 3 | - | - |
| Quindarius Carr | WR | 6 | - | 18 | - | - | Tommy Trott | TE | 6 | 5 | 45 | 27 | 2 |
| Antoine Carter | DE | 3 | - | 26 | 1 | - | Demond Washington | DB | 6 | - | 6 | - | - |
| Neil Caudle | QB | 3 | - | 6 | - | - | Derek Winter | WR | 6 | - | 14 | - | - |
| Wade Christopher | LB | 5 | - | 7 | - | - | Jay Wisner | WR | 6 | 2 | 6 | 2 | - |
| Zach Clayton | DT | 3 | - | 24 | 1 | - | Bailey Woods | TE | 4 | - | 4 | - | - |
| Drew Cole | DB | 2 | - | 13 | - | - | Terrell Zachery | WR | 6 | 4 | 19 | 4 | - |
| Antonio Coleman | DE | 6 | 6 | 43 | 24 | 8 | Lee Ziemba | OT | 6 | 6 | 31 | 31 | 31 |
| Jared Cooper | OL | 6 | - | 12 | - | - | | | | | | | |
| Clayton Crofoot | H | 6 | - | 18 | - | - | | | | | | | |
| John Cubelic | WR | - | - | 1 | - | - | | | | | | | |
| John Douglas | RB | 6 | - | 9 | 1 | - | | | | | | | |
| Watson Downs | LB | 2 | - | 2 | - | - | | | | | | | |
| Clinton Durst | P | 6 | - | 17 | - | - | | | | | | | |
| Bart Eddins | OL | 6 | 1 | 21 | 1 | - | | | | | | | |
| Zac Etheridge | SS | 6 | 6 | 33 | 30 | 21 | | | | | | | |
| Jonathan Evans | LB | 6 | - | 6 | - | - | | | | | | | |
| Nick Fairley | DL | 6 | 1 | 6 | 1 | - | | | | | | | |
| Mario Fannin | RB | 6 | 3 | 34 | 8 | - | | | | | | | |
| Dee Ford | DE | 6 | - | 6 | - | - | | | | | | | |
| Eltoro Freeman | LB | 4 | 3 | 4 | 3 | - | | | | | | | |
| Harris Gaston | LB | 4 | - | 4 | - | - | | | | | | | |
| Michael Goggans | DE | 6 | 6 | 31 | 18 | 18 | | | | | | | |
| A.J. Greene | OL | 1 | - | 2 | - | - | | | | | | | |
| Anthony Gulley | WR | 5 | - | 5 | - | - | | | | | | | |
| Josh Harris | DS | 6 | - | 6 | - | - | | | | | | | |
| Tim Hawthorne | WR | 4 | 1 | 29 | 5 | - | | | | | | | |
| Adam Herring | LB | 6 | 3 | 17 | 3 | 1 | | | | | | | |
| Robert Hill | DE | 1 | - | 1 | - | - | | | | | | | |
| D'Antoine Hood | DB | 3 | - | 15 | 1 | - | | | | | | | |
| Davis Hooper | RB | 2 | - | 2 | - | - | | | | | | | |
| Morgan Hull | K | 6 | - | 15 | - | - | | | | | | | |
| Chris Humphries | DL | 5 | - | 5 | - | - | | | | | | | |
| Byron Isom | OL | 4 | 4 | 16 | 11 | 1 | | | | | | | |
| Jason King | RB | 5 | - | 5 | - | - | | | | | | | |
| Philip Lutzenkirchen | TE | 6 | - | 6 | - | - | | | | | | | |
| Derrick Lykes | DL | 6 | - | 6 | - | - | | | | | | | |
| Andrew McCain | OL | 6 | 6 | 33 | 6 | 6 | | | | | | | |
| Onterio McCalebb | RB | 6 | 1 | 6 | 1 | - | | | | | | | |
| Walter McFadden | DB | 6 | 6 | 42 | 18 | 18 | | | | | | | |
| Gabe McKenzie | TE | 6 | - | 44 | 1 | - | | | | | | | |
| Mike McNeil | DB | - | - | 25 | 12 | - | | | | | | | |
| Ikeem Means | DB | 5 | - | 5 | - | - | | | | | | | |
| Andrew Parmer | OL | 1 | - | 1 | - | - | | | | | | | |
| Philip Pierre-Louis | WR | 2 | - | 3 | - | - | | | | | | | |
| Blake Poole | DB | 1 | - | 1 | - | - | | | | | | | |
| Ryan Pugh | OL | 6 | 6 | 26 | 25 | 21 | | | | | | | |
| Spencer Pybus | LB | - | - | 12 | - | - | | | | | | | |
| Ashton Richardson | LB | 6 | - | 6 | - | - | | | | | | | |
| Jake Ricks | DT | 6 | 6 | 37 | 6 | 6 | | | | | | | |

| | | |
|---|-----------------|----|
| Top Ten Career Games Played (Active) | | |
| 1. | Tommy Trott | 45 |
| 2. | Gabe McKenzie | 44 |
| 3. | Antonio Coleman | 43 |
| 4. | Walter McFadden | 42 |
| 5. | Ben Tate | 40 |
| 6. | Jake Ricks | 37 |
| 7. | Mario Fannin | 34 |
| 8. | Zac Etheridge | 33 |
| | Andrew McCain | 33 |
| 10. | Michael Goggans | 31 |
| | Craig Stevens | 31 |
| | Lee Ziemba | 31 |

| | | |
|--|-----------------|----|
| Top Ten Career Games Started (Active) | | |
| 1. | Lee Ziemba | 31 |
| 2. | Zac Etheridge | 30 |
| 3. | Tommy Trott | 27 |
| 4. | Craig Stevens | 26 |
| 5. | Ryan Pugh | 25 |
| 6. | Antonio Coleman | 24 |
| 7. | Michael Goggans | 18 |
| | Walter McFadden | 18 |
| 9. | Airon Savage | 15 |
| 10. | Mike Berry | 14 |
| | Josh Bynes | 14 |
| | Ben Tate | 14 |

| | | |
|---|-----------------|----|
| Top Five Consecutive Starts (Active) | | |
| 1. | Lee Ziemba | 31 |
| 2. | Zac Etheridge | 21 |
| | Ryan Pugh | 21 |
| 4. | Craig Stevens | 19 |
| 5. | Michael Goggans | 18 |
| | Walter McFadden | 18 |

2009 Superlatives

Auburn Team Superlatives

| | | |
|-----------------------|------|------------------------------|
| Points Scored | .54 | vs. Ball State (9/26) |
| Low | .23 | at Arkansas (10/10) |
| First Downs | .29 | vs. Mississippi State (9/12) |
| Low | .15 | at Arkansas (10/10) |
| Rushing Plays | .59 | vs. Mississippi State (9/12) |
| Low | .34 | vs. Ball State (9/26) |
| Net Rushing Yards | .390 | vs. Mississippi State (9/12) |
| Low | .100 | vs. West Virginia (9/19) |
| Passes Attempted | .35 | at Tennessee (10/3) |
| Low | .24 | vs. Mississippi State (9/12) |
| Passes Completed | .21 | vs. Ball State (9/26) |
| Low | .11 | vs. Mississippi State (9/12) |
| Had Intercepted | .1 | vs. West Virginia (9/19) |
| Low | .0 | vs. Ball State (9/26) |
| | | four times |
| | | last at Arkansas (10/10) |
| Net Passing Yards | .306 | vs. Ball State (9/26) |
| Low | .133 | at Arkansas (10/10) |
| Total Offensive Plays | .83 | vs. Mississippi State (9/12) |
| Low | .63 | at Tennessee (10/3) |
| | | vs. Ball State (9/26) |
| Total Net Offense | .589 | vs. Mississippi State (9/12) |
| Low | .375 | at Arkansas (10/10) |
| Fumbles | .4 | at Arkansas (10/10) |
| Low | .1 | vs. West Virginia (9/19) |
| Fumbles Lost | .3 | at Arkansas (10/10) |
| Low | .0 | three times |
| | | last at Tennessee (10/3) |
| Penalties | .9 | vs. Ball State (9/26) |
| Low | .3 | at Tennessee (10/3) |
| Penalty Yards | .87 | vs. Louisiana Tech (9/5) |
| Low | .35 | at Tennessee (10/3) |

Auburn Individual Superlatives

| | | |
|----------------------|-------|---|
| Rushing Attempts | .25 | by Ben Tate at Tennessee (10/3) |
| Net Rushing Yards | .184 | by Ben Tate at Arkansas (10/10) |
| Rushing TDs | .3 | by Kodi Burns vs. Mississippi St. (9/12) |
| Pass Attempts | .32 | by Chris Todd at Tennessee (10/3) |
| Pass Completions | .19 | by Chris Todd vs. Ball State (9/26) |
| Had Intercepted | .1 | by Chris Todd at Tennessee (10/3) |
| | | by Chris Todd vs. West Virginia (9/19) |
| | | by Neil Caudle vs. Ball State (9/26) |
| Net Passing Yards | .287 | by Chris Todd vs. Ball State (9/26) |
| Passing TDs | .5 | by Chris Todd vs. Ball State (9/26) |
| Receptions | .8 | by Mario Fannin vs. La Tech (9/5) |
| Receiving Yards | .122 | by Terrell Zachery vs. Ball State (9/26) |
| TD Receptions | .3 | by Darvin Adams vs. W. Virginia (9/19) |
| Punts | .7 | by Clinton Durst at Arkansas (10/10) |
| Punt Average | .44.0 | by Clinton Durst vs. West Virginia (9/19) |
| Punts Inside 20 | .2 | by Clinton Durst vs. Mississippi St. (9/12) |
| | | by Clinton Durst at Tennessee (10/3) |
| Punt Returns | .3 | by D. Washington vs. Mississippi St. (9/12) |
| Punt Return Yards | .24 | by Anthony Gulley vs. W. Virginia (9/19) |
| Kickoff Returns | .4 | by O. McCalebb vs. Mississippi St. (9/12) |
| | | by Mario Fannin at Arkansas (10/10) |
| Kickoff Return Yards | .91 | by O. McCalebb at Tennessee (10/3) |
| FG Attempts | .5 | by Wes Byrum at Tennessee (10/3) |
| FG Made | .4 | by Wes Byrum at Tennessee (10/3) |
| Interceptions | .1 | nine times |
| Interception Yards | .22 | by Neiko Thorpe vs. West Virginia (9/19) |

Auburn Individual Long Plays

| | | |
|---------------------|-----|---|
| Rushing | .62 | by Onterio McCalebb vs. Ball State (9/26) |
| Passing | .93 | by Chris Todd vs. La Tech (9/5) |
| Receiving | .93 | by Terrell Zachery vs. La Tech (9/5) |
| Field Goal | .49 | by Wes Byrum vs. La Tech (9/5) |
| Punt | .52 | by Clinton Durst at Tennessee (10/3) |
| | | by Clinton Durst at Arkansas (10/10) |
| Punt Return | .17 | by Anthony Gulley vs. W. Virginia (9/19) |
| Kickoff Return | .52 | by O. McCalebb at Tennessee (10/3) |
| Interception Return | .22 | by Neiko Thorpe vs. West Virginia (9/19) |

Opponent Team Superlatives

| | | |
|-----------------------|------|-----------------------------|
| Points Scored | .44 | by Arkansas (10/10) |
| Low | .13 | by Louisiana Tech (9/5) |
| First Downs | .28 | by Arkansas (10/10) |
| Low | .14 | by Mississippi State (9/12) |
| Rushing Plays | .45 | by Arkansas (10/10) |
| Low | .29 | by Tennessee (10/3) |
| Net Rushing Yards | .221 | by Arkansas (10/10) |
| Low | .96 | by Louisiana Tech (9/5) |
| Passes Attempted | .44 | by Tennessee (10/3) |
| Low | .21 | by Mississippi State (9/12) |
| Passes Completed | .24 | by West Virginia (9/19) |
| | | by Arkansas (10/10) |
| Low | .11 | by Mississippi State (9/12) |
| Had Intercepted | .5 | by West Virginia (9/19) |
| Low | .0 | by Ball State (9/26) |
| | | by Tennessee (10/3) |
| Net Passing Yards | .302 | by West Virginia (9/19) |
| Low | .114 | by Ball State (9/26) |
| Total Offensive Plays | .82 | by Arkansas (10/10) |
| Low | .59 | by Mississippi State (9/12) |
| Total Net Offense | .509 | by West Virginia (9/19) |
| Low | .245 | by Louisiana Tech (9/5) |
| Fumbles | .3 | by Louisiana Tech (9/5) |
| Low | .0 | by Mississippi State (9/12) |
| Fumbles Lost | .2 | by Ball State (9/26) |
| Low | .0 | by Mississippi State (9/12) |
| | | by Arkansas (10/10) |
| Penalties | .10 | by Mississippi State (9/12) |
| Low | .3 | by Louisiana Tech (9/5) |
| Penalty Yards | .89 | by Mississippi State (9/12) |
| Low | .23 | by Ball State (9/26) |

Opponent Individual Superlatives

| | | |
|----------------------|-------|--|
| Rushing Attempts | .21 | by Montario Hardesty of Tennessee (10/3) |
| Net Rushing Yards | .145 | by Michael Smith of Arkansas (10/10) |
| Rushing TDs | .3 | by Noel Devine of West Virginia (9/19) |
| Pass Attempts | .43 | by Jonathan Crompton of Tennessee (10/3) |
| Pass Completions | .24 | by Ryan Mallett of Arkansas (10/10) |
| Had Intercepted | .4 | by Jarrett Brown of West Virginia (9/19) |
| Net Passing Yards | .274 | by Ryan Mallett of Arkansas (10/10) |
| Passing TDs | .2 | by Jonathan Crompton of Tennessee (10/3) |
| | | by Ryan Mallett of Arkansas (10/10) |
| Receptions | .12 | by Jock Sanders of West Virginia (9/19) |
| Receiving Yards | .115 | by Jock Sanders of West Virginia (9/19) |
| TD Receptions | .1 | eight times |
| Punts | .8 | by Chad Cunningham of Tennessee (10/3) |
| Punt Average | .49.5 | by Scott Kozlowski of West Virginia (9/19) |
| Punts Inside 20 | .4 | by Chad Cunningham of Tennessee (10/3) |
| Punt Returns | .1 | four times |
| | | last by Michael Smith of Arkansas (10/10) |
| Punt Return Yards | .27 | by P. Hanrahan of Mississippi State (9/12) |
| Kickoff Returns | .7 | by Leon Berry of Mississippi State (9/12) |
| | | by Eric Williams of Ball State (9/26) |
| Kickoff Return Yards | .186 | by Leon Berry of Mississippi State (9/12) |
| FG Attempts | .3 | by Ian McGarvey of Ball State (9/26) |
| FG Made | .3 | by Ian McGarvey of Ball State (9/26) |
| Interceptions | .1 | by Ovid Goulbourne of West Virginia (9/19) |
| | | by Jason Pinkston of Ball State (9/26) |
| Interception Yards | .21 | by Jason Pinkston of Ball State (9/26) |

Opponent Individual Long Plays

| | | |
|---------------------|-----|--|
| Rushing | .71 | by Noel Devine of West Virginia (9/19) |
| Passing | .58 | by Jarrett Brown of West Virginia (9/19) |
| Receiving | .58 | by Brad Starks of West Virginia (9/19) |
| Field Goal | .46 | by Matt Nelson of Louisiana Tech (9/5) |
| Punt | .53 | by Chad Cunningham of Tennessee (10/3) |
| Punt Return | .27 | by P. Hanrahan of Mississippi State (9/12) |
| Kickoff Return | .70 | by Dennis Johnson of Arkansas (10/10) |
| Interception Return | .21 | by Jason Pinkston of Ball State (9/26) |

2009 Plays Of 20+ Yards

| Yards | Type | Player(s) | Opponent | Qtr. |
|---------|------|----------------------------------|-------------------|------|
| 93 (TD) | pass | Terrell Zachery from Chris Todd | Louisiana Tech | 3rd |
| 82 (TD) | pass | Mario Fannin from Chris Todd | West Virginia | 3rd |
| 65 (TD) | pass | Terrell Zachery from Chris Todd | Ball State | 2nd |
| 62 | run | Onterio McCalebb | Ball State | 2nd |
| 60 (TD) | run | Ben Tate | Arkansas | 3rd |
| 60 | run | Terrell Zachery | Arkansas | 3rd |
| 52 (TD) | run | Neil Caudle | Ball State | 4th |
| 48 (TD) | run | Onterio McCalebb | Mississippi State | 2nd |
| 46 (TD) | pass | Terrell Zachery from Chris Todd | Ball State | 2nd |
| 37 | pass | Eric Smith from Chris Todd | West Virginia | 2nd |
| 36 (TD) | pass | Mario Fannin from Chris Todd | Ball State | 3rd |
| 35 (TD) | run | Ben Tate | Mississippi State | 3rd |
| 33 | pass | Terrell Zachery from Chris Todd | Mississippi State | 4th |
| 32 | run | Mario Fannin | Tennessee | 3rd |
| 32 | pass | Quindarius Carr from Chris Todd | Arkansas | 3rd |
| 30 | pass | Darvin Adams from Chris Todd | Mississippi State | 1st |
| 28 | pass | Darvin Adams from Chris Todd | Louisiana Tech | 4th |
| 28 | pass | Darvin Adams from Chris Todd | Mississippi State | 2nd |
| 28 | pass | Eric Smith from Chris Todd | West Virginia | 1st |
| 28 | run | Ben Tate | Arkansas | 3rd |
| 26 | pass | Mario Fannin from Chris Todd | Louisiana Tech | 1st |
| 26 (TD) | pass | Darvin Adams from Chris Todd | Ball State | 3rd |
| 24 | pass | Jay Wisner from Chris Todd | Mississippi State | 3rd |
| 24 | pass | Onterio McCalebb from Chris Todd | Tennessee | 1st |
| 23 | run | Mario Fannin | Mississippi State | 1st |
| 22 | pass | Onterio McCalebb from Chris Todd | Tennessee | 2nd |
| 21 | pass | Darvin Adams from Chris Todd | Mississippi State | 2nd |
| 21 | run | Ben Tate | Mississippi State | 3rd |
| 21 | pass | Eric Smith from Chris Todd | Arkansas | 2nd |
| 21 | run | Ben Tate | Arkansas | 3rd |
| 20 | pass | Mario Fannin from Chris Todd | Louisiana Tech | 2nd |
| 20 | pass | Darvin Adams from Chris Todd | Mississippi State | 2nd |
| 20 | run | Ben Tate | Tennessee | 2nd |
| 20 | pass | Darvin Adams from Chris Todd | Tennessee | 4th |

Play Breakdown

BY PLAY

| | |
|-----------|----|
| Pass..... | 22 |
| Run | 12 |

BY GAME

| | |
|-------------------------|----|
| Louisiana Tech | 4 |
| Mississippi State | 10 |
| West Virginia | 3 |
| Ball State | 6 |
| at Tennessee | 5 |
| at Arkansas | 6 |
| Kentucky..... | - |
| at LSU | - |
| Ole Miss | - |
| Furman | - |
| at Georgia | - |
| Alabama | - |

BY QUARTER

| | |
|-----------|----|
| 1st | 5 |
| 2nd | 12 |
| 3rd | 13 |
| 4th | 4 |

RUSHING

| | |
|------------------------|---|
| Ben Tate | 6 |
| Onterio McCalebb | 2 |
| Mario Fannin | 2 |
| Neil Caudle | 1 |
| Terrell Zachery..... | 1 |

PASSING

| | |
|------------------|----|
| Chris Todd | 22 |
|------------------|----|

RECEIVING

| | |
|------------------------|---|
| Darvin Adams | 7 |
| Mario Fannin | 4 |
| Terrell Zachery..... | 4 |
| Eric Smith | 3 |
| Onterio McCalebb | 2 |
| Quindarius Carr | 1 |
| Jay Wisner..... | 1 |

The Last Time ...

An Auburn Team

Had 35 First Downs... vs. Western Carolina, 2002 (37)
Had 30 First Downs... vs. Tennessee, 2004 (31)
Had 400 yards rushing... vs. Mississippi State, 2003 (405)
Had 300 yards rushing... vs. Mississippi State, 2009 (390)
Had 300 yards rushing in consecutive games... vs. Louisiana Tech (301); vs. Mississippi State (390), 2009
Had 50 or more rushing attempts... vs. Louisiana Tech, 2009 (52)
Had six or more rushing TDs... at Kentucky, 2005 (6)
Had five or more rushing TDs... vs. Mississippi State, 2009 (5)
Had four or more rushing TDs... vs. Mississippi State, 2009 (5)
Had 350 or more yards passing... vs. Tennessee, 2004 (374)
Had 300 or more yards passing... vs. Ball State, 2009 (306)
Had 50 or more pass attempts... vs. Mississippi State, 1997 (54)
Had 30 or more pass completions... vs. Arkansas, 1995 (34)
Had five TDs passing... vs. Ball State, 2009 (5)
Had four TDs passing... vs. Ball State, 2009 (5)
Had three TDs passing... vs. Ball State, 2009 (5)
Had 500 or more yards total offense... vs. Ball State, 2009 (560)
Had 500 or more yards total offense in consecutive games... vs. Louisiana Tech (556), vs. Mississippi State, 2009 (589)
Had 80 or more total plays... at Tennessee, 2009 (83)
Scored 70 or more points... vs. Louisiana-Monroe, 2003 (73)
Scored 60 or more points... vs. Ball State, 2005 (63)
Scored 50 or more points... vs. Ball State, 2009 (54)
Scored 40 or more points... vs. Ball State, 2009 (54)
Scored 40 or more points in three consecutive games... vs. Mississippi State (49), vs. West Virginia (41), vs. Ball State (54), 2009
Had five or more fumbles... vs. Southern Miss (5), 2008
Did not commit a turnover... at Tennessee, 2009
Had 200-yard rusher and 100-yard receiver in a game... vs. Syracuse, 2002 (Carnell Williams [202 rush] and Marcel Willis [113 receiving])
Had 150-yard rusher and 150-yard receiver in a game... at Arkansas, 2001 (Carnell Williams [177 rush] and Tim Carter [156 receiving])
Had 100-yard receiver and 100-yard rusher in a game... vs. Mississippi State, 2009 (Ben Tate [157 rush], Onterio McCalebb [114 rush], Darvin Adams [116 rec])
Had two 100-yard rushers in a game... vs. Mississippi State, 2009 (Ben Tate [157] and Onterio McCalebb [114])
Had two 150-yard rushers in a game... vs. Mississippi State, 2003 (Brandon Jacobs [182] and Carnell Williams [164])
Had three 100-yard rushers in a game ... vs. Maryland, 1983 (Tommie Agee [219], Lionel James [115] and Bo Jackson [105])
Had two 100-yard receivers in a game... vs. LSU, 1999 (Ronney Daniels [120] and Markeith Cooper [105])
Had a 60-yard run and a 60-yard pass in a game ... vs. Ball State, 2009 (Onterio McCalebb 62 rush, Chris Todd to Terrell Zachery 65 pass)
Had three players with 2 rushing TDs... vs. Louisiana-Monroe, 2003 (Carnell Williams [2], Brandon Jacobs [2], Tre Smith [2])
Had two players with seven or more catches in a game ... Courtney Taylor vs. Alabama, 2003 (7), Silas Daniels vs. Alabama, 2003 (7)
Scored a touchdown on offense, defense and special teams... vs. Louisiana-Monroe, 2008 (2 offense [1 pass, 1 rush], 1 defense [fumble return], 1 special team [punt return])
Scored on the first offensive play ... vs. Alabama, 2003 (Carnell Williams, 80 yard run)
Returned a punt for a TD... vs. Louisiana-Monroe, 2008 (Robert Dunn) [66 yards]
Returned a kickoff for a TD... vs. Tennessee-Martin, 2008 (Tristan Davis) [95 yards]
Returned opening kickoff for a TD... vs. Tennessee-Martin, 2008 (Tristan Davis) [95 yards]
Returned three Interceptions for TDs... vs. LSU, 1994 (Ken Alvis, Fred Smith, Brian Robinson)
Returned two Interceptions for TDs... vs. LSU, 1994 (Ken Alvis, Fred Smith, Brian Robinson)
Returned an Interception for a TD... vs. West Virginia, 2009 (Craig Stevens) [15]
Returned two fumbles for TDs... vs. Vanderbilt, 2002 (Spencer Johnson, Karlos Dansby)
Returned a fumble for a TD... vs. Tennessee, 2008 (Jake Ricks) [0]
Blocked a punt ... vs. Florida, 2006 (Jerraud Powers)
Blocked two punts... vs. La-Monroe, 2003 (3 - Justin Fetsko [2], Donnay Young)
Blocked three punts ... vs. La-Monroe, 2003 (3 - Justin Fetsko [2], Donnay Young)
Returned a blocked punt for a TD... vs. Florida, 2006 (Tre Smith)
Blocked a field goal ... vs. Georgia, 2008 (Tez Doolittle)
Blocked two field goals in a game... at Georgia, 2001 (Alton Moore, 2)

Blocked a PAT attempt ... at Tennessee, 2009 (Nick Fairley)
Blocked two PAT attempt ... vs. LSU, 1998 (Charles Dorsey, 2)
Missed a kicking PAT... vs. Georgia, 2008 (mishandled snap)
Had a punt blocked... at Mississippi State, 2009 (Clinton Durst)
Had a field goal blocked... at Alabama, 2008 (Morgan Hull)
Had a successful on-side kick... at West Virginia, 2008 (Wes Byrum/Wes Byrum)
Was held scoreless... at Alabama, 2008 (0-36)
Was held scoreless at Jordan-Hare Stadium... vs. Southern California, 2003 (0-23)
Held an opponent scoreless... vs. Louisiana-Monroe, 2008 (34-0)
Held an opponent scoreless at Jordan-Hare Stadium... vs. La-Monroe, 2008 (34-0)
Held an opponent to five or less first downs... vs. Ball State, 2001 (5)
Held an opponent to 10 or less first downs... vs. Tennessee, 2008 (9)
Intercepted five or more passes... vs. West Virginia, 2009 (5)
Intercepted four or more passes... vs. West Virginia, 2009 (5)
Held an opponent to 300 or less yards total offense... vs. Ball State, 2009 (260)
Held an opponent to 200 or less yards total offense... vs. Tennessee, 2008 (191)
Held an opponent to 150 or less yards total offense... at Mississippi State, 2008 (116)
Held an opponent to 100 or less yards total offense... vs. Ball State, 2001 (92)
Held an opponent to 100 or less yards rushing... vs. Louisiana Tech, 2009 (96)
Held an opponent to 50 or less yards rushing... vs. Tennessee-Martin, 2008 (38)
Held an opponent to negative yards rushing... vs. Florida, 2001 (-36)
Held an opponent to 100 or less yards passing... vs. Tennessee, 2008 (67)
Held an opponent without a touchdown... at Mississippi State, 2008
Scored a safety... vs. Ball State, 2009 (Josh Byrnes)
Scored on a fake field goal... vs. Vanderbilt, 2000 (Duval pass to Diamond)
Scored an offensive two-point conversion ... at Alabama, 2006 (Lee Guess pass from Carl Stewart)
Scored two or more offensive two-point conversions... vs. Florida, 2002 [2]
Scored a defensive two-point conversion... vs. LSU, 1998 (Brad Ware)
Had 10 or more penalties... vs. Vanderbilt, 2007 (11)
Had 100 or more penalty yards... at Ole Miss, 2000 (112)
Had 35 minutes time of possession... at West Virginia, 2008 (35:19)
Was involved in a game that ended in a tie... vs. Georgia, 1994 (23-23)
Was involved in an overtime game... vs. Clemson [Chick-fil-A], 2007 (23-20 win)
Won a game without scoring an offensive touchdown ... at Miss. State, 2008 (3-2)

An Auburn Player

Rushed 40 times in a game... Carnell Williams vs. Syracuse, 2002 (40)
Rushed 35 times in a game... Kenny Irons at Georgia, 2005 (37)
Rushed 30 times in a game... Kenny Irons at Arkansas, 2005 (33)
Rushed for 200 yards in a game... Kenny Irons at LSU, 2005 (218)
Rushed for 150 yards in a game... Ben Tate at Arkansas, 2009 (184)
Rushed for 100 yards in a game... Ben Tate at Arkansas, 2009 (184)
Quarterback rushed for 100 yards in a game... Kodi Burns vs. Tennessee-Martin, 2008 (158)
Rushed for 100 yards in five consecutive games... Kenny Irons vs. Alabama (103), at Georgia (179), at Kentucky (103), vs. Ole Miss (101), at LSU (218), 2005
Rushed for 100 yards in four consecutive games... Kenny Irons vs. Alabama (103), at Georgia (179), at Kentucky (103), vs. Ole Miss (101)
Rushed for 100 yards in three consecutive games... Kenny Irons vs. Alabama (103), at Georgia (179), at Kentucky (103), 2005
Rushed for 100 yards in consecutive games... Ben Tate at Tennessee (128), at Arkansas (184), 2009
Rushed for 150 yards in three consecutive games... Carnell Williams vs. Tennessee (185), at Arkansas (150), vs. Mississippi State (164), 2003
Rushed for 150 yards in consecutive games... Kenny Irons at Arkansas (182), at LSU (218), 2005
Rushed for 4 or more TDs in a game... Carnell Williams vs. Mississippi State, 2003 (6)
Rushed for 3 or more TDs in a game... Kodi Burns vs. Mississippi State, 2009 (3)
Rushed for 2 or more TDs in four consecutive games... Carnell Williams vs. Western Carolina (2), vs. Vanderbilt (2), at Miss. State (2), vs. Syracuse (2), 2002
Rushed for 2 or more TDs in three consecutive games... Ronnie Brown at Florida (2), vs. LSU (2), at Ole Miss (3), 2002
Passed for 400 yards in a game... Ben Leard at Georgia, 1999 (416)
Passed for 300 yards in a game... Brandon Cox vs. Georgia Tech, 2005 (342)
Attempted 50 passes in a game... Dameyune Craig vs. Mississippi State, 1997 (54)
Attempted 40 passes in a game... Kodi Burns at Ole Miss, 2008 (43)

The Last Time ...

Threw five TDs in a game... Chris Todd vs. Ball State, 2009 (5)
Threw four TDs in a game... Chris Todd vs. Ball State, 2009 (5)
Threw three TDs in a game... Chris Todd vs. Ball State, 2009 (5)
Threw four TDs or more in consecutive games... Chris Todd vs. West Virginia (4), vs. Ball State (5), 2009
Had 400 yards total offense in a game... Jason Campbell vs. Tennessee, 2004 (431)
Had 300 yards total offense in a game... Kodi Burns at Ole Miss, 2008 (340)
Accounted for four or more TDs in a game... Chris Todd vs. Ball State, 2009 (5)
Accounted for three or more TDs in a game... Chris Todd vs. Ball State, 2009 (5)
Caught 15 passes in a game... Willie Goshua vs. Arkansas, 1995 (17)
Caught 10 or more passes in a game... Ronney Daniels vs. Central Florida, 1999 (10)
Caught seven or more passes in a game... Mario Fannin vs. Louisiana Tech, 2009 (8)
Had 200 or more yards receiving in a game... Ronney Daniels at Georgia, 1999 (249)
Had 150 or more yards receiving in a game... Ben Obomanu vs. Ole Miss, 2003 (150)
Had 100 or more yards receiving in a game... Terrell Zachery vs. Ball State, 2009 (122)
Had 100 yards receiving in consecutive games... Courtney Taylor at Ole Miss (108); vs. Arkansas State (116), 2006
Caught four or more TD passes in a game... Alexander Wright vs. Pacific, 1989 (4)
Caught three or more TD passes in a game... Darvin Adams vs. West Virginia, 2009 (3)
Caught two or more TD passes in a game... Terrell Zachery vs. Ball State, 2009 (2)
Caught a TD pass in consecutive games... Darvin Adams vs. West Virginia, Ball State, 2009; Mario Fannin vs. West Virginia, Ball State, 2009
Running back caught a TD pass in consecutive games ... Mario Fannin vs. West Virginia, Ball State, 2009
Tight End caught a TD pass in consecutive games ... Gabe McKenzie vs. Kansas State; South Florida, 2007
Scored 15 or more points kicking... John Vaughn vs. Washington State, 2006 (16)
Scored 10 or more points kicking... Wes Byrum at Tennessee, 2009 (14)
Kicked five or more field goals in a game... Jaret Holmes vs. UAB, 1996 (5)
Kicked four or more field goals in a game... Wes Byrum at Tennessee, 2009 (4)
Had 150 kickoff return yards in a game... Tristan Davis vs. Arkansas, 2008 (182)
Had 100 punt return yards in a game... Robert Dunn vs. Southern Miss, 2008 (103)
Scored four or more TDs... Carnell Williams vs. Mississippi State, 2003 (6 rush)
Scored three or more TDs... Darvin Adams vs. West Virginia, 2009 (3 receiving)
Scored a rushing and receiving TD in a game... Mario Fannin vs. Georgia, 2008
Had an 80-yard run... Carnell Williams vs. Alabama, 2003 (80)
Had a 70-yard run... Tristan Davis at Kentucky, 2005 (75)
Had a 60-yard run... Ben Tate at Arkansas, 2009 (60); Terrell Zachery at Arkansas, 2009 (60)
Completed an 80-yard pass... Chris Todd to Mario Fannin vs. West Virginia, 2009 (82)
Completed a 70-yard pass... Chris Todd to Mario Fannin vs. West Virginia, 2009 (82)
Completed a 60-yard pass... Chris Todd to Terrell Zachery vs. Ball State, 2009 (65)
Kicked a field goal of 50 or more yards... Wes Byrum vs. Southern Miss, 2008 (52)
Kicked a field goal of 50 or more yards in consecutive games... John Vaughn, 2006; at Mississippi State (55), vs. Washington State (52)
Kicked two field goals of 50 or more yards in a game... Win Lyle vs. Tennessee, 1987 [55, 52]
Had a 70-yard punt... Kody Bliss vs. Tualne, 2006 (71)
Had a 60-yard punt... Ryan Shoemaker vs. New Mexico State, 2007 (67)
Blocked a field goal in a game... Tez Doolittle vs. Georgia, 2008
Blocked two field goals in a game... Alton Moore at Georgia, 2001
Blocked a PAT attempt ... Nick Fairley at Tennessee, 2009
Blocked two PAT attempts ... Charles Dorsey vs. LSU, 1998 (2)
Blocked a punt in a game... Jerraud Powers vs. Florida, 2006
Blocked two punts in a game... Justin Fetsko vs. Louisiana-Monroe, 2003 (2)
Intercepted three or more passes in a game... Junior Rosegreen at Tennessee, 2004 (4)
Intercepted two or more passes in a game... Jonathan Wilhite vs. New Mexico State, 2007 (2)
Intercepted a pass in consecutive games... Jerraud Powers, 2007; at Georgia; vs. Alabama, 2007
Intercepted a pass in three consecutive games... Jerraud Powers, 2007; vs. Tennessee Tech, at Georgia; vs. Alabama
Recovered two fumbles in a game... Sen'Derrick Marks at Alabama, 2006 (2)
Forced two fumbles in a game... Quentin Groves at Alabama, 2006 (2)

An Auburn Opponent

Scored 50 or more points... Georgia, 1996 (56) [4 OT]
Scored 40 or more points... Arkansas, 2009 (44)
Had 350 or more yards rushing... Arkansas, 2002 (426)
Had 300 or more yards rushing... Arkansas, 2002 (426)
Had 250 or more yards rushing... Arkansas, 2006 (279)
Had 50 or more rushing attempts... Alabama, 2008 (50)
Had 400 yards passing... Louisiana Tech, 2000 (433)
Had 350 yards passing... Tennessee, 2003 (355)
Had 300 yards passing... West Virginia, 2009 (302)
Had 50 or more pass attempts... Kansas State, 2007 (57)
Had 40 or more pass attempts... at Tennessee, 2009 (44)
Had 30 or more pass completions... Kansas State, 2007 (32)
Had 25 or more pass completions... Tennessee-Martin, 2008 (27)
Had four or more TDs passing... Florida, 2000 [SEC Championship] (4)
Had three or more TDs passing... LSU, 2007 (3)
Had five passes intercepted... West Virginia, 2009 (5)
Had four passes intercepted... West Virginia, 2009 (5)
Had 600 yards total offense... Florida, 1996 (625)
Had 500 yards total offense... West Virginia, 2009 (509)
Had 400 yards total offense... Arkansas, 2009 (495)
Had five or more fumbles... South Carolina, 2005 (5)
Lost four or more fumbles... Mississippi State, 2002 (4)
Returned a punt for a TD... LSU, 2005 (Skyler Green, 66 yards)
Returned a kickoff for a TD... Alabama, 2003 (Brandon Brooks, 96 yards)
Returned an interception for a TD... Mississippi State, 2007 (Derek Pegues, 20 yards)
Returned a fumble for a TD... Arkansas, 1997 (C.J. McLain, 52 yards)
Returned a blocked punt for a TD... Mississippi State, 2009 (Robert Elliott, 10 yards)
Blocked an Auburn punt... Mississippi State, 2009
Blocked an Auburn field goal... Alabama, 2008 (Bobby Greenwood)
Held Auburn to 300 yards total offense... Alabama, 2008 (170)
Held Auburn to 200 yards total offense... Alabama, 2008 (170)
Held Auburn below 100 yards rushing... Alabama, 2008 (57)
Held Auburn below 50 yards rushing... Georgia Tech, 2003 (40)
Held Auburn to negative yards rushing... Tennessee, 1997 (-15)
Held Auburn below 100 yards passing... Vanderbilt, 2008 (98)
Held Auburn to 10 or less first downs... Alabama, 2008 (8)
Had 10 or more penalties... Arkansas, 2007 (10)
Had 100 or more yards in penalties... Arkansas, 2007 (100)
Had two 100-yard rushers in a game... Arkansas, 2006 [Darren McFadden, 145; Felix Jones, 104]
Had two 100-yard receivers in a game... Tulane, 2006 [Preston Brown, 139; Damarcus Davis, 126]
Had a 100-yard rusher and a 100-yard receiver... West Virginia, 2009 [Noel Devine, 128 rush; Jock Sanders, 118 rec.]
Had a 100-yard rusher and two 100-yard receivers... Tulane, 2006 [Matt Forte, 117 rush; Preston Brown, 139 rec.; Damarcus Davis, 126 rec.]
Did Not Have a Turnover ... Alabama, 2008
Scored a safety... Mississippi State, 2008 (Ryan Pugh holding penalty)
Scored a two-point conversion... Alabama, 2005
Had 35 minutes time of possession... Arkansas, 2009 (38:27)

The Last Time ...

An Opposing Player

Rushed for 200 yards in a game... Noel Devine, West Virginia, 2008 (207)
Rushed for 150 yards in a game... Noel Devine, West Virginia, 2008 (207)
Rushed for 100 yards in a game... Michael Smith, Arkansas, 2009 (145)
Passed for 400 yards in a game... Luke McCown, La. Tech, 2000 (433)
Passed for 350 yards in a game... Casen Clausen, Tennessee, 2003 (355)
Passed for 300 yards in a game... Matt Flynn, LSU, 2007 (319)
Attempted 50 passes in a game... Josh Freeman, Kansas State, 2007 (57)
Attempted 40 passes in a game... Cade Thompson, Tennessee-Martin, 2008 (46)
Completed 25 passes in a game... Cade Thompson, Tennessee-Martin, 2008 (27)
Threw three or more TD passes in a game... Pat White, West Virginia, 2008 (3)
Had 400 yards total offense... Luke McCown, La. Tech, 2000 (436)
Had 350 yards total offense... Matt Flynn, LSU, 2007 (353)
Accounted for 3 or more TDs... Noel Devine, West Virginia, 2009 (3)
Caught 10 or more passes... Jock Sanders, West Virginia, 2009 (12)
Caught seven or more passes... Gerald Jones, Tennessee, 2009
Had 100 yards receiving... Jock Sanders, West Virginia, 2009 (115)
Had 200 yards receiving... Charles Lee, Central Florida, 1999 (203)
Caught three or more TD passes... Chris Collins, Ole Miss, 2002 (3)
Scored three TDs... Noel Devine, West Virginia, 2009 (3)
Had a 90-yard run... Guy Minor, LSU, 1936 (90)
Had an 80-yard run... C.J. Spiller, Clemson [Chick-fil-A], 2007 (83) [TD]
Had a 70-yard run... Noel Devine, West Virginia, 2009 (71) [TD]
Had a 60-yard run... Noel Devine, West Virginia, 2009 (71) [TD]
Completed an 80-yard pass... Bryan Randall to Josh Morgan, Va. Tech, 2004 (80) [TD]
Completed a 70-yard pass... Bryan Randall to Josh Morgan, Virginia Tech, 2004 (80) [TD]
Completed a 60-yard pass... Andre' Woodson to Rafael Little, Kentucky, 2005 (65)
Kicked a 50-yard field goal... Steve Lindsey, Ole Miss, 1997 (52)
Had a 70-yard punt... Blake McAdams, Mississippi State, 2007 (73)
Had a 60-yard punt... Blake McAdams, Mississippi State, 2007 (73)
Made three or more FGs ... Colt David, LSU, 2007 (3)