



2009 FOOTBALL AUBURN TIGERS



GAME 6

#17/19/19 AUBURN (5-0, 2-0 SEC) VS. ARKANSAS (2-2, 0-2 SEC)

OCTOBER 10, 2009 • 11 AM CT • TV: ESPN

REYNOLDS RAZORBACK STADIUM (72,000) • FAYETTEVILLE, AR



QUICK FACTS

COACHES

Gene Chizik (Florida, 1985)
 Auburn Record.....5-0 (1st year)
 vs. ArkansasFirst meeting
 Overall Record10-19 (3rd year)
 vs. ArkansasFirst meeting

Bobby Petrino (Carroll, 1982)
 Arkansas Record 7-9 (2nd year)
 vs. Auburn1-0
 Overall Record48-18 (6th year)
 vs. Auburn1-0

SERIES

AU leads, 10-7-1
 at AuburnAU leads, 4-3-1
 at Fayetteville.....AU leads, 5-3
 Neutral sitesTied, 1-1
 at Memphis, TN.....AU leads, 1-0
 at Little Rock, ARUA leads, 1-0
 Last MeetingUA 25, AU 22
 Oct. 11, 2008 in Auburn, AL
 Current StreakUA, 1

RANKINGS

Auburn17 AP/19th USA Today/19 Harris
 Arkansas.....NR AP/RV USA Today/NR Harris

TELEVISION • ESPN

Dave PaschPlay-by-play
 Bob GrieseAnalyst
 Chris SpielmanAnalyst



RADIO • AUBURN ISP SPORTS NETWORK

The Auburn ISP Sports Network provides radio coverage to over 50 stations that cover the Southeast. Rod Bramblett (play-by-play), Stan White (color), Quentin Riggins (sideline), Paul Ellen (studio) and Andy Burcham (locker room) provide gameday analysis.

SATELLITE RADIO.....XM Channel 199
 LOCALLY.....WKKR-FM (97.7)

ESPN Radio (Live)

Bill RosinskiPlay-by-play
 Dennis FranchioneAnalyst
 Joe Schad.....Sidelines

INTERNET

Live audio & statswww.auburntigers.com

THE GAME

Auburn plays its first day game of the season when the Tigers visit Arkansas on Saturday. The Tigers, who are looking for their first 6-0 start since 2004, will be playing their second straight SEC road game after a win at Tennessee last Saturday. The game will kick off at 11 a.m. CT and be televised by ESPN.

AUBURN HEADLINES

- ▶ Auburn has won on its last three trips to Razorback Stadium, and is 5-3 all-time in Fayetteville.
- ▶ Auburn has won 20 consecutive games overall and 11 consecutive games at Jordan-Hare Stadium with Gene Chizik on the coaching staff.
- ▶ Gene Chizik is just the third Auburn head coach in history to win his first five games, joining Terry Bowden (1993-94) and Mike Donahue (1904).
- ▶ Auburn is fifth in the nation in scoring offense (41.4), total offense (512.8 yards per game) and rushing offense (253.8)
- ▶ Auburn has already scored 207 points this season, which is just one fewer than Auburn scored all of last year.
- ▶ Auburn has scored in every quarter this season, including at least one touchdown in 17 of 20 quarters.
- ▶ Auburn has recorded five straight games of 400 or more yards of offense for the first time since the 1994 season.
- ▶ Auburn is tied for seventh nationally in first downs (24.2) and has had at least 20 in all five games.
- ▶ Auburn is tied for fourth in the nation in turnover margin (+1.6) and tied for seventh in interceptions (eight) and turnovers forced (13).
- ▶ Auburn has come from behind to win in four of its five games this season.
- ▶ Chris Todd has 12 touchdown passes this season. Last year, Auburn had just seven touchdown passes as a team during the entire season.
- ▶ Todd ranks seventh in the nation in yards per completion (15.19), tied for seventh in touchdown passes (12) and eighth nationally in passing efficiency (160.81).
- ▶ Auburn has two of the top five rushers in the SEC in Ben Tate (108.0 ypg) and Onterio McCalebb (83.2 ypg).
- ▶ Tate ranks 13th nationally in rushing (108.0), and is eighth in school history with 2,499 career rushing yards.

AUBURN (5-0, 2-0 SEC)

Date	Opponent	Score/Time
Sept. 5	LOUISIANA TECH [ESPNU]	W, 37-13
Sept. 12	MISSISSIPPI STATE [FSS]	W, 49-24
Sept. 19	WEST VIRGINIA [ESPN2]	W, 41-30
Sept. 26	BALL STATE [FSS]	W, 54-30
Oct. 3	at Tennessee [ESPN]	W, 26-22
Oct. 10	at Arkansas [ESPN]	11 a.m.
Oct. 17	KENTUCKY [ESPNU]	6:30 p.m.
Oct. 24	at LSU	TBA
Oct. 31	OLE MISS	TBA
Nov. 7	FURMAN (HC)	TBA
Nov. 14	at Georgia	TBA
Nov. 27	ALABAMA [CBS]	1:30 p.m.

All times Central

ARKANSAS (2-2, 0-2 SEC)

Date	Opponent	Score/Time
Sept. 5	MISSOURI STATE	W, 48-10
Sept. 19	#23/20 GEORGIA [ESPN]	L, 41-52
Sept. 26	at #3/3 Alabama [CBS]	L, 7-35
Oct. 3	at Texas A&M [ESPN2]	W, 47-19
Oct. 10	#17/19/19 AUBURN [ESPN]	11 a.m.
Oct. 17	at Florida	TBA
Oct. 24	at Ole Miss	TBA
Oct. 31	EASTERN MICHIGAN (HC)	TBA
Nov. 7	SOUTH CAROLINA	TBA
Nov. 14	TROY	TBA
Nov. 21	MISSISSIPPI	TBA
Nov. 28	at LSU	TBA

All times Central

2009 Auburn Football Game Notes

STATISTICAL COMPARISON

AUBURN VS. ARKANSAS

	AU	UA
Points Scored	41.4	35.8
Total Offense	512.8	441.0
First Downs	24.2	19.0
Rushing Yards	253.8	111.8
Passing Yards	259.0	329.3
Time of Possession	29:09	28:11
3rd Down Pct.	46%	26%
Points Allowed	23.8	29.0
Yards Allowed	344.2	404.5
Rushing Yards Allowed	153.4	121.0
Passing Yards Allowed	190.8	283.5

STATISTICAL LEADERS

RUSHING YARDS

AUBURN	ARKANSAS
Ben Tate.....540	Michael Smith.....180
Onterio McCalebb..416	Ronnie Wingo, Jr.148
Mario Fannin107	Broderick Green66
Kodi Burns83	Knile Davis32

PASSING YARDS

AUBURN	ARKANSAS
Chris Todd1230	Ryan Mallett1148
Kodi Burns46	Tyler Wilson169

RECEPTIONS

AUBURN	ARKANSAS
Darvin Adams22	Greg Childs16
Mario Fannin19	Joe Adams16
Terrell Zachery.....13	Jarius Wright13
Ben Tate.....8	Michael Smith10

POINTS SCORED

AUBURN	ARKANSAS
Wes Byrum55	Alex Tejada35
Darvin Adams30	Greg Childs18
Kodi Burns24	Four tied with12
Terrell Zachery.....24	

TACKLES

AUBURN	ARKANSAS
Josh Bynes.....43	Wendel Davis30
Craig Stevens43	Matt Harris22
Neiko Thorpe30	Jerico Nelson20
Zac Etheridge28	Jerry Franklin20
Daren Bates.....24	Two tied with19

INTERCEPTIONS

AUBURN	ARKANSAS
Eight tied with1	Tramain Thomas2

SACKS

AUBURN	ARKANSAS
Antonio Coleman2.5	Adrian Davis2.0
Mike Blanc2.5	Malcolm Sheppard ..1.5

AU-ARK SERIES NOTES

Auburn has won four of the last six games in the series ... The road team has won the last four contests and six of the last seven ... The Tigers went 5-1-1 in the first seven meetings in the series, before Arkansas won four of the next five contests ... The winning team has scored 21 or more points in every game of the series except 2003 and 2007 ... Eight winning scores in the series have been 30 or more points ... Nine of the 18 games between the two schools have been decided by seven points or less ... In the last seven meetings, Arkansas has averaged 201.3 yards rushing, ... At least one of the two teams has been ranked in 16 of the previous 18 meetings, including the last nine in a row ... The first meeting was a 21-15 Auburn victory in the 1984 Liberty Bowl.

ARKANSAS QUICK HITTEES

Arkansas is coming off a 47-19 victory over previously undefeated Texas A&M last Saturday in the new Cowboys Stadium in Dallas ... Arkansas has scored at least 40 points in three of its four games ... The Razorbacks are seventh in the nation in passing offense (329.3), 17th in scoring offense (35.8) and 18th in total offense (441.0) ... Ryan Mallett leads the SEC in passing yards per game (287.0) and total offense (279.0) ... Joe Adams (79.0) and Jarius Wright (74.3) are second and third in the SEC, respectively, in receiving yards per game ... While Arkansas leads the SEC in passing offense, the Razorbacks are last in passing defense (283.5), total defense (404.5) and scoring defense (29.0) ... Malcolm Sheppard leads the SEC in tackles for loss per game, averaging 1.4 ... Arkansas is sixth nationally in kickoff returns (29.3), thanks largely to Dennis Johnson, who is third in the SEC averaging 29.8 yards per return.

ARKANSAS TIGERS

Auburn juniors Kodi Burns (Fort Smith) and Lee Ziemba (Rogers) and sophomore Adam Herring (Springdale) are all natives of Arkansas.

In addition, three members of the Auburn coaching staff hail from Arkansas. Offensive coordinator Gus Malzahn is from Fort Smith and was a head coach at Springdale High School (2001-05), Shiloh Christian High School (1996-2000) and Hughes High School (1991-95). Safeties coach Tommy Thigpen is from El Dorado, Ark., and offensive graduate assistant Rhett Lashlee hails from Springdale and played at Shiloh Christian from 1999-2001.

ALABAMA RAZORBACKS

Three members of the Arkansas squad are from the state of Alabama. Junior defensive end Damario Ambrose and senior wide receiver London Crawford are from Mobile, freshman punter Dylan Breeding is from Helena and junior linebacker Ryan Powers is from Athens.

AU-UA CONNECTIONS

- ▶ Arkansas head coach Bobby Petrino was the offensive coordinator at Auburn during the 2002 season. Auburn went 9-4 during his one season on the Plains. Gene Chizik was in his first year as Auburn's defensive coordinator that season.
- ▶ Auburn offensive coordinator Gus Malzahn played wide receiver at Arkansas in 1984-85, and later was the Razorbacks' offensive coordinator during the 2006 season.
- ▶ Auburn defensive line coach Tracy Rocker served as the defensive line coach at Arkansas from 2003-07.
- ▶ Arkansas defensive tackles coach Bobby Allen was on Arkansas' defensive staff during Rocker's stint with the Razorbacks, coaching the cornerbacks (2003-07) and safeties (2003-04).
- ▶ Auburn offensive graduate assistant coach Rhett Lashlee was a walk-on quarterback at Arkansas from 2002-03, and served as a graduate assistant coach for the Razorbacks under Gus Malzahn in 2006.

ON THIS DATE

Auburn has an all-time record of 9-3-2 on Oct. 10, but has lost two straight, both to Mississippi State (1998 and 1992). The Tigers are 3-0 all-time when playing on Oct. 10 as a ranked team, and are 0-1-1 when playing against ranked teams, with the tie coming in 1953 at Mississippi State.

IN OCTOBER

Auburn, which earlier this season concluded its sixth consecutive winning month of September, is 288-146-18 (.657) all-time in the month of October. The Tigers are 24-9 (.727) in their last 33 games in October.

GOING FOR SIX

Auburn will be looking to start the season with a 6-0 record with a victory at Arkansas. If the Tigers win, it would mark Auburn's first 6-0 start since 2004, and the fifth in the last 17 seasons. In the previous 18-year period from 1975-92, the Tigers only started 6-0 one time (1986).

BACK IN THE RANKINGS

Auburn jumped into the Top 25 polls this week for the first time this season, coming in at No. 17 in the Associated Press Poll and No. 19 in the USA Today Coaches' Poll and the Harris Poll. The last time the Tigers played a game as a nationally-ranked team was last year's contest against Arkansas, when Auburn entered the game 20th in the Associated Press and Harris polls and 23rd in the USA Today Coaches' Poll. A loss to Arkansas dropped the Tigers out of the top 25.

2009 Auburn Football Game Notes

CHIZIK'S STREAK

With a 5-0 start to his head coaching tenure at Auburn, Gene Chizik has now been a part of 20 consecutive victories as a member of the Auburn coaching staff. His final season as Auburn's defensive coordinator was during the Tigers' 13-0 2004 season, and Auburn also won its final two games in 2003.

Chizik, who has seen 12 straight wins at Jordan-Hare Stadium, is just the third coach in Auburn history to win his first five games as head coach. Terry Bowden won his first 20 games from 1993-94, and Mike Donahue went 5-0 in 1904 before losing the 1905 season opener.

RECORD-SETTING SCORING RUN

Auburn ranks fifth nationally in scoring offense at 41.4 points per game, and has scored 207 points this season, which is tied for second most through the first five games of a season in school history.

Auburn scored 40+ points in three straight games against Mississippi State, West Virginia and Ball State, marking the first time the Tigers have ever scored 40 or more points in three consecutive contests.

WHAT A DIFFERENCE A YEAR MAKES

Through five games, Auburn has already accumulated 207 points. The 207 points are just one fewer than Auburn scored during the entire 2008 season.

The Tigers also have 2,564 yards of offense already this year, which is 258 more than the Tigers had in their first eight games combined last year (2,308). Auburn would need to average just 153 yards per game over the final seven regular-season contests to match last year's total of 3,635.

EVERY QUARTER SO FAR

Auburn's offense has not only been explosive, it has been consistent. The Tigers have scored at least once in all 20 quarters this season, and have scored between 47 and 60 points for the season in each of the four quarters. In fact, Auburn has scored a touchdown in 17 of the 20 quarters played this year, including a streak of 14 in a row that was snapped when Auburn settled for two field goals in the opening period at Tennessee.

OFFENSE KEEPS ON ROLLING

Auburn ranks fifth nationally in total offense, averaging 512.8 yards per game. The Tigers started the season with back-to-back games of more than 500 yards, totaling 556 yards in the season opener against Louisiana Tech and 589 yards in the SEC opener against Mississippi State. It marked the first time Auburn had back-to-back games with at least 500 yards of offense since 1970, when the Tigers had 566 yards against Florida and 664 against Mississippi State.

Auburn totaled 400 yards Sept. 19 against West Virginia, 560 yards Sept. 26 against Ball

State and 459 yards last Saturday at Tennessee. It marks the first time Auburn has had five straight games with at least 400 yards of offense since games 6-10 of the 1994 season.

GAINING GROUND

Auburn ranks fifth nationally in rushing offense, averaging 253.8 yards per game. The Tigers collected 301 yards rushing against Louisiana Tech in the season opener before running for 390 yards against Mississippi State the following week. The last time Auburn had back-to-back games with at least 300 yards rushing was in 1985, when Auburn had three straight games with more than 300 yards rushing (Ole Miss, 438; Florida State, 413; Georgia Tech, 377).

TODD TERRIFIC

Senior quarterback Chris Todd is off to a blazing start this season. He has established a career high in passing yards three times already this year, first with 255 yards against Louisiana Tech, then with 284 yards against West Virginia, then with 287 yards against Ball State. He also threw for what was then a career-best four scores against the Mountaineers, before tying the school record with five the next week against Ball State. Daniel Cobb is the only other Auburn player to throw for five scores, doing it in an overtime game against Louisiana Tech in 2001.

Todd is the first Auburn quarterback in history to throw at least four touchdown passes in consecutive games, and his nine TD passes in a two-week span were two more than Auburn had as a team during the entire 2008 season.

Todd ranks seventh in the nation in yards per completion (15.19) and eighth nationally in passing efficiency (160.81). His 12 touchdown passes are tied for seventh most in the NCAA.

Year	Cmp-Att-Int	Pct.	Yds	TD	Eff.
2008	86-156-6	55.1	903	5	106.64
2009	81-138-1	58.7	1230	12	160.81

DYNAMIC DUO

Auburn has two of the nation's top 43 rushers, including two of the top five in the SEC. Senior Ben Tate, who ranks eighth in Auburn history with 2,499 career rushing yards, averages 108.0 yards rushing per game, which is second in the league and 13rd nationally. He needs just 313 more yards rushing to crack Auburn's all-time top five. Freshman Onterio McCalebb is fifth in the SEC and 43rd nationally, averaging 83.2 yards rushing per game. McCalebb also ranks third in the SEC in all-purpose yards, averaging 145.6, while Tate is fifth (136.6).

SEC SUCCESS

Auburn has won 30 of its last 42 Southeastern Conference games and 31 of its last 43 games against SEC schools, including the 2004 SEC Championship game victory over Tennessee. Auburn's success against conference schools dates back beyond 2004, as since the start of the 2000 season, the Tigers have the fourth best record among the 12 league schools in regular season conference games, just four games behind the leader. The following are the combined conference records of the 12 SEC schools from 2000-08.

	W-L	Pct.
Florida	55-19	.743
Georgia	53-22	.707
LSU	53-22	.707
Auburn	51-23	.689
Tennessee	47-27	.635
Alabama	40-34	.541
South Carolina	35-39	.473
Arkansas	34-40	.459
Ole Miss	30-44	.405
Mississippi State	18-57	.240
Kentucky	17-57	.230
Vanderbilt	13-62	.173

TIGERS SINCE 2000

Since the start of the 2000 season, Auburn has one of the best records in all of the Football Bowl Subdivision. The Tigers' record of 85-34 (.714) ranks 12th among all 120 programs. The list of the top 20 programs since 2000 in terms of winning percentage follows:

	W-L	Pct.
1. Boise State	103-17	.858
2. Texas	101-18	.849
3. Oklahoma	104-21	.832
4. USC	97-23	.808
5. Ohio State	95-24	.798
6. LSU	95-27	.779
7. Georgia	93-28	.769
8. Florida	91-29	.758
9. TCU	87-28	.757
10. Virginia Tech	93-30	.756
11. Miami (Fla.)	85-30	.739
12. Auburn	85-34	.714
13. Boston College	84-36	.700
14. Utah	79-34	.699
15. Oregon	81-36	.692
16. West Virginia	80-36	.690
17. Louisville	79-36	.687
18. Michigan	80-37	.683
19. Wisconsin	81-40	.669
20. Florida State	80-40	.667

2009 Auburn Football Game Notes

AUBURN IN 2009 BY THE NUMBERS

CATEGORY	2009
Record.....	5-0
SEC	2-0
West	1-0
East.....	1-0
Non-Conference	3-0
Home	4-0
Away	1-0
Neutral	0-0
Day	0-0
Night (6 p.m. or later)	5-0
TV Games	5-0
CBS.....	0-0
ESPN	1-0
ESPN2	1-0
ESPNU.....	1-0
FSN.....	2-0
Scoring First.....	3-0
Opponent Scoring First	2-0
Leading at Half	4-0
Trailing at Half	1-0
Tied at Half	0-0
Leading after Third.....	4-0
Trailing after Third	1-0
Tied after Third	0-0
Overtime Games	0-0
Scoring fewer than 20 pts.	0-0
Scoring 20+ points	5-0
Scoring 30+ points	4-0
Allowing fewer than 20 pts.	1-0
Allowing 20+ points	4-0
Allowing 30+ points	2-0
Rushing for less than 100 yds.	0-0
Rushing for 100+ yds.....	5-0
Rushing for 200+ yds.....	4-0
Passing for 200+ yds.	4-0
Passing for 300+ yds.	2-0
Totaling less than 300 yds.....	0-0
300+ yds. of total offense	5-0
400+ yds. of total offense	5-0
Allowing less than 100 yds. rushing.....	1-0
Allowing less than 300 yds. total off.	3-0
Allowing 300+ yds. total offense	2-0
Having 100-yd. rusher	3-0
Opp. have 100-yd. rusher.....	1-0
No turnovers	2-0
Fewer than 3 turnovers	5-0
3 or more turnovers	0-0
No takeaways	0-0
Fewer than 3 takeaways	4-0
3 or more takeaways	1-0
More than 30:00 of possession	2-0
Less than 30:00 of possession	3-0

EMERGING RECEIVERS

Sophomore Darwin Adams and junior Terrell Zachery were a pair of unknown wide-outs prior to the season, but both have had breakout seasons. Adams leads the team in catches (22), receiving yards (363) and touchdown receptions (five), while Zachery has 13 grabs for 304 yards (23.4 ypc) and four touchdowns. The duo entered this season with a combined five catches for 42 yards during the course of their careers.

Adams caught three touchdown passes against West Virginia, becoming the first Tiger to haul in at least three scores in a game since Alexander Wright caught four TD passes against Pacific in 1989. Zachery's four TD receptions have averaged 53.8 yards this year, including a school-record 93-yarder.

FIRST DOWN FLURRY

Auburn is currently seventh nationally in first downs per game, averaging 24.2. The Tigers had 27 in the season opener against Louisiana Tech, 29 against Mississippi State, 20 against West Virginia, 21 against Ball State and 24 last Saturday at Tennessee. Last season, Auburn only reached 20 first downs in a game twice all year, with a high of 26 against UT Martin. Auburn had not had as many as 27 first downs in a game since collecting 28 at Arkansas in 2005, and the last time Auburn had at least 29 first downs was in the 2004 SEC Championship game against Tennessee.

THE LONG AND SHORT OF IT

Auburn's offense has excelled at both striking quickly and putting together sustained drives. The Tigers have had 15 scoring drives that used less than two minutes on the clock, including 12 that resulted in touchdowns. In 12 games last year, Auburn had just 10 scoring drives that took less than two minutes, and only six of those ended with touchdowns.

The Tigers also already have seven scoring drives of at least 10 plays this season, including three that took 13 plays. Last year, Auburn only had two scoring drives all season that used at least 13 plays.

O-LINE PAVES THE WAY

Much of Auburn's offensive success can be attributed to the Tigers' offensive linemen. Tackles Andrew McCain and Lee Ziemba, guards Mike Berry and Byron Isom and center Ryan Pugh have a combined 82 starts under their belt, though Isom has missed the last two games. They have not only helped Auburn rank among the national leaders in scoring offense, total offense and rushing, but have allowed just two quarterback sacks this season, which ties for second best in the nation. Virtually the same group last year surrendered 21 sacks.

GOING FOR SIX IN THE RED ZONE

Auburn's offense has been efficient in the red zone, as the Tigers have not only scored on 19 of 20 possessions in the red zone (95.0), which ranks tied for 10th in the nation, but 14 of the 19 scores have been touchdowns. Auburn's TD percentage of 70.0 ranks third in the SEC behind only Ole Miss and Kentucky, and seven of the scores have come on the ground and seven through the air.

POINTS BEFORE THE HALF

Auburn has excelled at scoring points just before halftime, with scores in the last two minutes of the second quarter in each of the first four games this season. In the season opener, Wes Byrum capped a quick three-play drive with a 49-yard field goal on the last play of the first half. Against Mississippi State, Auburn marched 78 yards on eight plays in just 1:13 before Kodi Burns scored on a 1-yard run with 16 seconds left in the half.

Against West Virginia, Darwin Adams' 4-yard TD catch with 1:34 left before halftime finished a 11-play, 68-yard drive in 3:24. Byrum connected from 32 yards out with seven seconds left in the half against Ball State after a nine-play, 49-yard drive.

The Tigers nearly made it five-for-five at Tennessee, but Wes Byrum suffered his first missed field goal of the year with 1:30 left from 46 yards.

BUSINESS AS UNUSUAL FOR MALZAHN

Auburn's gaudy offensive numbers are nothing new to first-year offensive coordinator Gus Malzahn. His Tulsa teams led the nation in total offense in both 2007 (543.9 yards) and 2008 (569.9). Last year's Tulsa team also led the country in third-down conversions (57.0 pct.) and yards per play (7.27). Two of the three previous college squads that he coached finished in the top 10 in the nation in rushing, as the 2008 Tulsa team ranked fifth (268.0 yards) and his 2006 Arkansas squad was fourth (228.5).

In the last three seasons, his teams have reached at least 400 yards of offense in 30 of 33 games (90.9 percent).

DEFENSE HOLDING TOUGH

It's easy to overlook the job Auburn's defense has done because of the offensive output, but the unit has excelled despite a rash of injuries. In addition to 13 turnovers and eight interceptions forced by Auburn, the Tigers rank 24th in pass efficiency defense (103.47) and tied for 38th in pass defense (190.8).

The Tigers have managed despite missing projected starters or second-stringers S Mike McNeil, CB Airon Savage, LB Spencer Pybus and DE Nosa Egaue for all five games, DE Antonio Carter and DB D'Antoine Hood for three games each, DL Zach Clayton for two games and LB Eltoro Freeman for one game.

2009 Auburn Football Game Notes

TURNOVERS TELL THE TALE

Auburn currently is tied for fourth in the nation in turnover margin, with a margin of +1.6 per game. The Tigers have forced 13 turnovers in their first five games and committed just four. As a result of that differential, Auburn has scored 48 points off of opponent turnovers, and allowed just 13 points.

TOTALING THE TAKEAWAYS

Auburn ranks tied for seventh in the nation with eight interceptions and 13 total turnovers forced. Last year, Auburn had just 11 interceptions during the entire season and forced 18 turnovers in 12 games. The Tigers have spread the wealth, with eight different players grabbing one interception each. Auburn picked off five passes against West Virginia, marking the first time since 2004 (at Tennessee) that Auburn intercepted five passes in a game. Antonio Coleman and Josh Bynes have both collected interceptions and recovered fumbles this season.

COLEMAN MAKES AN IMPACT

Antonio Coleman, a first-team preseason All-SEC selection, is off to a strong start to the season. He has 19 tackles including 4.5 tackles for loss, 2.5 sacks, an interception which he returned for a touchdown against Mississippi State and a fumble recovery. Coleman ranks tied for sixth in school history with 17.0 career sacks, and this season, he is tied for eighth in the league in tackles for loss and tied for 10th with 2.5 sacks.

JUNIOR LINEBACKERS LEAD THE WAY

Although Auburn is without several expected contributors on defense due to injury, a pair of experienced junior linebackers are leading the charge defensively. Josh Bynes and Craig Stevens share the team lead with 43 tackles each, ranking tied for sixth in the SEC. Both players have also recorded interceptions, while Stevens leads the team with 5.0 tackles for loss and Bynes recorded a safety against Ball State.

BYRUM ON TARGET

Junior Wes Byrum has excelled during his junior season, connecting on 10-of-11 field goals and all 25 extra point attempts. Byrum, who ranks tied for fifth in school history with 38 career made field goals, leads the SEC and ranks tied for fifth nationally in scoring (11.0), and shares the SEC lead and is tied for sixth with 2.0 made field goals per game. He made a career-high four field goals in a 26-22 win at Tennessee, earning SEC Special Teams Player of the Week honors.

FRESH FACES

Auburn has had 19 freshmen (14 true, five redshirt) play this season. Three true freshman

have earned starts this season, including safety Daren Bates, who has started all four games. Running back Onterio McCalebb and offensive guard John Sullen have started one game each. The 14 true freshmen that have played include: Bates, McCalebb, Sullen, WR DeAngelo Benton, WR Emory Blake, LB Jonathan Evans, DE Dee Ford, LB Harris Gaston, WR Anthony Gulley, TE Philip Lutzenkirchen, DB Ikeem Means, DB Blake Poole, WR Travante Stallworth and DL Jamar Travis.

YOUNG GUNS GET FIRST ACTION

A whopping 31 Auburn players have played in their first career games as Tigers so far this season. The list of first-timers included: DB Gabe Barrett, DB Daren Bates, DB T'Sharvan Bell, WR DeAngelo Benton, WR Emory Blake, OL Jorell Bostrom, LB Watson Downs, LB Jonathan Evans, DL Nick Fairley, LB Eltoro Freeman, DE Dee Ford, LB Harris Gaston, WR Anthony Gulley, DS Josh Harris, DE Robert Hill, RB Davis Hooper, DL Chris Humphries, TE Philip Lutzenkirchen, DL Derrick Lykes, RB Onterio McCalebb, DB Ikeem Means, OL Andrew Parmer, DB Blake Poole, LB Ashton Richardson, OL Darrell Roseman, WR Travante Stallworth, OL John Sullen, DL Jamar Travis, DB Demond Washington, WR Jay Wisner and TE Bailey Woods.

In addition, 12 players have made their first career starts: WR Darvin Adams, DB Daren Bates, OL Bart Eddins, DL Nick Fairley, LB Eltoro Freeman, LB Adam Herring, OT Andrew McCain, RB Onterio McCalebb, DL Jake Ricks, RB Eric Smith, OL John Sullen and WR Terrell Zachery.

COMEBACK KIDS

Auburn has had to come from behind in four of its five victories, including a fourth-quarter comeback to defeat West Virginia Sept. 19. The Tigers trailed Louisiana Tech, 7-3, late in the first quarter before pulling away for a 37-13 victory. Auburn fell behind Mississippi State, 17-14, late in the second quarter before storming back for a 49-24 victory. Against the Moutaineers, Auburn trailed by 14-0 less than five minutes in, and 21-10 at the end of the first quarter. West Virginia still led 30-27 entering the fourth quarter before Auburn ended the game on a 14-0 run. The Tigers trailed Ball State 7-0 in the first quarter before scoring the game's next 30 points.

30+ POINTS EQUALS VICTORY

Auburn has won 53 consecutive games when scoring 30 or more points. The last time the Tigers lost when registering at least 30 points was a 56-49, four overtime loss to Georgia in 1996. In the last 23 years, Auburn is 122-2 when scoring 30 points.

SEC STANDINGS

Eastern Division

	SEC		Overall	
	W	L	W	L
Florida	2	0	4	0
Georgia	2	1	3	2
South Carolina	1	1	4	1
Kentucky	0	2	2	2
Tennessee	0	2	2	3
Vanderbilt	0	3	2	3

Western Division

	SEC		Overall	
	W	L	W	L
LSU	3	0	5	0
Auburn	2	0	5	0
Alabama	2	0	5	0
Ole Miss	1	1	3	1
Mississippi State	1	2	2	3
Arkansas	0	2	2	2

THIS WEEK'S SCHEDULE

Saturday, Oct. 10

Auburn at Arkansas, 11 am CT [ESPN]
 Vanderbilt at Army, 12 p.m. ET [CBS College]
 Georgia at Tennessee, 12:21 pm ET [SEC Net]
 Kentucky at South Carolina, 12:30 p.m. ET [FSN]
 Houston at Mississippi St., 11:30 am CT [ESPNU]
 Alabama at Ole Miss, 2:30 pm CT [CBS]
 Florida at LSU, 7 pm CT [CBS]

LAST WEEK'S RESULTS

Saturday, Oct. 3

Alabama 38, KENTUCKY 20
 LSU 20, GEORGIA 13
 SOUTH CAROLINA 38, South Carolina St. 14
 Ole Miss 23, VANDERBILT 7
 Georgia Tech 42, MISSISSIPPI STATE 31
 Arkansas 47, Texas A&M 19
 Auburn 26, TENNESSEE 22

Home team in CAPS

COACHING STAFF ASSIGNMENTS

Jay Boulware: TE (Field)
 Jeff Grimes: OL (Field)
 Phillip Lolley: CB (Press Box)
 Curtis Luper: RB/Recruit. Coord. (Press Box)
 Gus Malzahn: OC/QB (Field)
 Tracy Rucker: DL (Field)
 Ted Roof: DC/LB (Field)
 Trooper Taylor: Asst. HC/WR (Field)
 Tommy Thigpen: Safeties (Field)

2009 Auburn Football Game Notes

AUBURN IN THE SEC/NCAA STATS

(Through games played 10/3)

TEAM	SEC	NCAA
Sacks Allowed (0.4)	1st	T2nd
Turnover Margin (+1.6)	1st	T4th
Scoring Offense (41.4)	2nd	5th
Total Offense (512.8)	2nd	5th
Rushing Offense (253.8)	2nd	5th
First Downs (24.2)	2nd	7th
Third-Down Conversions (46.5)	2nd	23rd
Pass Offense (259.0)	2nd	29th
Red Zone Offense (95.0)	3rd	T10th
Pass Efficiency (157.88)	3rd	14th
Pass Def. Efficiency (103.47)	6th	24th
Sacks By (2.0)	6th	T51st
Kickoff Returns (22.6)	7th	50th
Penalties (57.0)	7th	T60th
Kickoff Return Defense (23.2)	7th	88th
Pass Defense (190.8)	8th	T38th
Scoring Defense (23.8)	8th	58th
Total Defense (344.2)	9th	53rd
Tackles For Loss (5.2)	9th	T77th
Time Of Possession (29:09)	9th	78th
Opponent 3rd-Down Conv. (38.7)	10th	T63rd
Rushing Defense (153.4)	10th	82nd
Net Punting (33.1)	11th	100th
Red Zone Defense (94.1)	11th	T108th
Punt Returns (3.2)	11th	111th
Opponent First Downs (18.8)	12th	T63rd

INDIVIDUAL	SEC	NCAA
W. Byrum, Scoring (11.0)	1st	T5th
W. Byrum, Field Goals (2.0)	T1st	T6th
B. Tate, Rushing (108.0)	2nd	13th
C. Todd, Total Offense (242.8)	2nd	T38th
O. McCalebb, All-Purpose Yards (145.6)	3rd	31st
C. Todd, Passing Eff. (160.81)	4th	8th
D. Adams, Receiving Yards (72.6)	4th	T57th
B. Tate, All-Purpose Yards (136.6)	5th	40th
O. McCalebb, Rushing (83.2)	5th	43rd
C. Durst, Punting (41.7)	5th	44th
D. Adams, Receptions (4.4)	5th	T89th
J. Bynes, Tackles (8.6)	T6th	T66th
C. Stevens, Tackles (8.6)	T6th	T66th
O. McCalebb, Kickoff Returns (25.3)	9th	44th
T. Zachery, Receiving Yards (60.8)	9th	89th
M. Fannin, Receptions (3.8)	9th	--
A. Coleman, Sacks (0.5)	T10th	T89th
M. Blanc, Sacks (0.5)	T10th	T89th
C. Stevens, Tackles for Loss (1.0)	T10th	T100th

WHEN SCORING 20+ POINTS

In the last 10 seasons, Auburn is 76-8 (.905) when scoring 20 or more points in a game. Dating back to the start of the 1993 season, Auburn is 119-15-1 (.885) when scoring 20 or more points in a game.

WINNING THE CLOSE ONES

Auburn has had a knack for winning close games in recent seasons. Since the 2003 Capitol One Bowl, Auburn is 19-9 in games decided by seven points or less, even after posting just a 2-4 record in such games during the 2008 season. Nine of the 19 wins were by three points or less, with just four losses coming by that margin.

DYNAMITE DEBUT

Freshman running back Onterio McCalebb became the first Auburn freshman to rush for at least 100 yards in each of the first two games in a season, totaling 148 in the opener against Louisiana Tech and 114 Sept. 12 against Mississippi State. His 148 yards in the opener was the seventh highest single-game total by a freshman in school history.

A NIGHT OF FIRSTS

Auburn established several firsts during its game against Mississippi State Sept. 12. To begin, Ben Tate and Onterio McCalebb both went over 100 yards rushing for the second straight game, marking the first time in school history that the Tigers have had two 100-yard rushers in back-to-back games.

McCalebb established another first by becoming the first Tiger freshman ever to rush for 100 or more yards in each of the first two games of the season.

Finally, Darvin Adams had 116 yards receiving, marking the first time in school history that Auburn had two 100-yard rushers and a 100-yard receiver in the same game. It nearly marked the second straight game that Auburn accomplished that feat, as Terrell Zachery had 104 yards receiving at one point during the season opener, but lost 6 yards on his final reception and finished with 98 yards receiving for the game.

TOP SEC OPENER TOTAL

Auburn's total of 589 yards of offense against Mississippi State was a school record for the most yards ever in an SEC opener. The previous record was 527 yards in the 1995 season opener against Ole Miss. Auburn's 589 yards were tied for 11th most in any game in school history and tied for fourth most in an SEC game, and the most since the Tigers also had 589 yards at Kentucky in 2005.

SCORES IN THREE STRAIGHT FOR THE D

Auburn's defense scored points defensively in three straight games for the first time since available data dating back to 1967. Antonio Coleman returned an interception 20 yards for a score against Mississippi State, Craig Stevens had a 15-yard interception return for a TD against West Virginia and Josh Bynes recorded a safety against Ball State.

RECORD-BREAKING PLAY

Chris Todd and Terrell Zachery teamed up to make school history during Auburn's season-opening win against Louisiana Tech, connecting on a 93-yard touchdown pass. The play was the longest play from scrimmage in school history, surpassing a 92-yard rush by Ralph O'Gwynne vs. Loyola on Nov. 21, 1936. The longest pass play in school history had been an 87-yard pass from Jason Campbell to Silas Daniels on Oct. 9, 2004, also against Louisiana Tech.

GENE CHIZIK ERA BEGINS ON THE PLAINS

A new era of Auburn football is underway as Gene Chizik is in his first season as Auburn's head coach. It marks Chizik's second stint on the Plains, as he previously served as defensive coordinator from 2002-04, helping lead the Tigers to a perfect 13-0 record in 2004 while earning the Frank Broyles Awards as the nation's top assistant coach. His defense led the nation in scoring that season (11.3 ppg) and the Tigers were 30-9 overall during his previous three-year stint.

Chizik went on to help guide Texas to the 2005 national championship while serving as assistant head coach and co-defensive coordinator for the Longhorns. After two seasons in Austin, he was named head coach at Iowa State, where he spent two more years prior to returning to Auburn.

Chizik's reputation as an outstanding teacher is evident by the fact that he coached three consecutive Thorpe Award Winners, starting with Auburn's Carlos Rogers in 2004, followed by Texas' Michael Huff and Aaron Ross in 2005 and 2006, respectively.

CHIZIK'S PERFECT SEPTEMBER A RARITY

Gene Chizik's 4-0 start to the season made him just the fourth first-year SEC coach since the league expanded to 12 teams in 1992 to make it through September with a perfect record. Former Tiger coach Terry Bowden won his first 20 games in 1993-94, Houston Nutt was next at Arkansas in 1998, and Florida's Urban Meyer became the third coach to accomplish the feat in 2005.

2009 Auburn Football Game Notes

AUBURN BY THE NUMBERS

The Tigers return 46 lettermen from last season, including 24 on offense, 18 on defense and four specialists. Auburn returns seven starters on offense and seven on defense.

Auburn's current roster of 113 players includes 13 seniors, 31 juniors, 27 sophomores, 11 redshirt freshmen and 31 freshmen. The underclassmen (69) represent 61.1 percent of the Tigers' roster.

A number of walk-ons joined the program after the first day of classes on August 17.

THE SENIOR CLASS

Head coach Gene Chizik has a senior class that includes 12 players at Auburn in 2009. It marks the smallest senior class at Auburn since the 2001 squad had 10 seniors.

The 2009 seniors include: DE Antonio Coleman, H Clayton Crofoot, P Clinton Durst, OT Andrew McCain, CB Walter McFadden, TE Gabe McKenzie, DB Woody Parramore, DL Jake Ricks, DB Aairon Savage, RB Ben Tate, QB Chris Todd and TE Tommy Trott.

IRON MEN

Of Auburn's 12 seniors, eight have seen time in at least 30 games during their careers, including four with at least 40 games under their belt. Tommy Trott leads the group, having played in 44 career games, including 42 of a possible 43 over the past four seasons. Gabe McKenzie is the only player who has played in all 43 games over the past three seasons. Antonio Coleman is next with 42 games played, followed by Walter McFadden (41 games), Ben Tate (39), Jake Ricks (36) and Andrew McCain (32).

STARTS STREAK

Junior Lee Ziemba has the longest starting streak on the Auburn squad, having started all 30 games over the past three seasons. Only three other players have starting streaks that date back to the 2007 season. Juniors Zac Etheridge and Ryan Pugh both have started 20 straight contests, while junior Craig Stevens has 18 straight starts under his belt.

Two other players have started every game since the start of the 2008 season: senior Walter McFadden and juniors Michael Goggans.

TIGER GRADS

Auburn began the season with eight graduates on its roster, which is tied for fifth most among all FBS schools.

The Tiger graduates include: WR Montez Billings (Public Administration), DE Antonio Coleman (Criminology), CB Walter McFadden (Public Administration), TE Gabe McKenzie (Criminology), DB Aairon Savage (Exercise Science), RB Ben Tate (Criminology), QB Chris Todd (Business Finance) and TE Tommy Trott (Public Administration).

Listed are the top 10 FBS programs in the nation in terms of number of players who have completed their bachelor's degrees prior to the start of the 2009 season.

1. Alabama12
2. Boston College10
- Virginia Tech10
4. Penn State.....9
5. **Auburn**8
- Miami (Fla.).....8
- East Carolina8
- Notre Dame8
- Texas Tech8
- UNLV8

WATCH LISTS

Three members of the Auburn team have been named to preseason watch lists for national awards.

Antonio Coleman leads the way, landing on four watch lists, including those for the Lombardi Award (best lineman or linebacker), Bronko Nagurski Award (best defensive player), Chuck Bednarik Award (best defensive player) and Ted Hendricks Award (best defensive end).

Ben Tate has been named to the Maxwell Award watch list, for the nation's outstanding player, and Tommy Trott is on watch list for the John Mackey Award, which goes to the nation's top tight end.

TIGER PROS

Auburn has demonstrated a proficiency for placing players in the National Football League. As of Aug. 24, 37 former Auburn Tigers were listed on NFL rosters. The Seattle Seahawks have the most former Tigers, with four former Auburn players on the roster, while the San Diego Chargers have three. Twenty-seven of the 32 teams have at least one former Auburn player on the roster.

RUNNING BACK FACTORY

Auburn has produced four running backs that are currently on NFL rosters, which is tied for most in the NFL according to information compiled by www.kickoffzone.com. Ronnie Brown, Heath Evans, Tony Richardson and Carnell Williams are all former Tigers who are currently in the NFL. The list also does not include former Tiger Brandon Jacobs, who lettered at Auburn in 2003 before transferring to Southern Illinois. Only three other schools (LSU, Miami (Fla.) and Texas) have produced four current NFL running backs.

JORDAN-HARE STADIUM

Now celebrating its 70th year as home to the Auburn football team, Jordan-Hare Stadium is the nation's 10th-largest on-campus stadium, with a capacity of 87,451 fans. The Tigers, who set a school record by averaging 86,915 fans last season, are 269-67-7 (.794) all-time at Jordan-Hare Stadium.

Auburn has had nine straight winning seasons at Jordan-Hare Stadium, posting a mark of 55-13 (.809) at home since the 2000 season. The Tigers were undefeated at home during two of those seasons, going 7-0 in both 2000 and 2004.

UNDER THE LIGHTS AT JORDAN-HARE

Auburn has been tough to beat in night games at Jordan-Hare Stadium, including victories this season over each of its first four opponents. The Tigers have accumulated a record of 19-3 since the 2000 season in home games starting at 6 p.m. or later. That stretch includes a 4-1 record against ranked opponents, with wins over No. 1 Florida in 2001, No. 2 Florida in 2006, No. 7 Tennessee in 2003 and No. 14 Georgia in 2000.

NON-CONFERENCE SCHEDULE

Auburn is one of just two teams in the Southeastern Conference that is playing three non-conference games this season against teams that went to bowl games last season. South Carolina is the other.

Auburn opened the season with Louisiana Tech, which won the Independence Bowl last season. The Tigers' second non-conference game was against West Virginia, which defeated North Carolina in the Meineke Car Care Bowl. The following week the Tigers hosted Ball State, which fell to Gus Malzahn's Tulsa team in the GMAC Bowl, 45-13.

AUBURN FOOTBALL: EVERY DAY ...

This season Auburn is debuting a new weekly 30-minute show offering fans a reality-based, behind the scenes style production that will chronicle the inner-workings of the Tigers' football program through the entire 2009 season. The program follows the high and lows of competing as an SEC football player, with wired up coaches and players and exclusive interviews.

The show may be viewed across the state of Alabama and the Southeast on television stations as well as the Comcast Sports Southeast (CSS) regional cable network. The show will also be streamed via the internet at www.auburntigers.com. The show will air either Friday nights or Saturday mornings in all markets.

TIGERS ON CSS

Comcast/Charter Sports Southeast (CSS) will broadcast encore presentations of Auburn football every Sunday at 6 p.m. ET/5 p.m. CT with Andy Burcham handling play-by-play duties and Cole Cubelic doing color commentary. CSS will also air the Auburn Football Review every Tuesday at 5 p.m. ET/4 p.m. CT.

CSS is a 24-hour regional sports network serving approximately 5.8 million households across 12 Southeastern states.

2009 Auburn Football Game Notes

CAREER STATS VS. ARKANSAS

Player	PASSING		Yds	Yds/Gm
	C-A-I	TD		
Kodi Burns	7-18-2	0	119	59.5
Chris Todd	3-10-1	0	18	18.0

Player	RUSHING			
	No.	Yds	Avg.	TD
Ben Tate	31	123	4.0	0
Kodi Burns	16	39	2.4	1
Mario Fannin	4	13	3.3	0
Chris Todd	4	-25	-6.3	0

Player	RECEIVING			
	No	Yds	Avg.	TD
Tommy Trott	4	30	7.5	0
Gabe McKenzie	2	21	10.5	0
Derek Winter	2	18	9.0	0
Tim Hawthorne	1	38	38.0	0
Terrell Zachery	1	7	7.0	0
Eric Smith	1	2	2.0	0
Mario Fannin	1	0	0.0	0

Player	DEFENSIVE		Misc.
	UA+A	= Total	
Craig Stevens	10+3	= 13	0.5 TFL
Aairon Savage	6+5	= 11	
Mike McNeil	5+4	= 9	
Josh Bynes	3+6	= 9	2 TFL, INT
Antonio Coleman	7+1	= 8	2 Sack, 4 TFL
Neiko Thorpe	3+4	= 7	INT
Zac Etheridge	2+4	= 6	2 PBU
Jake Ricks	1+1	= 2	
Tommy Trott	1+0	= 1	
Walter McFadden	3+2	= 5	2 PBU
Spencer Pybus	2+1	= 3	TFL, PBU
Mike Slade	1+2	= 3	
Mike Blanc	1+1	= 2	
Mike Berry	1+0	= 1	
Zach Clayton	0+1	= 1	
Ryan Pugh	0+1	= 1	
D'Antoine Hood	0+1	= 1	

THE LAST MEETING

ARKANSAS 25

#20 AUBURN 22

October 11, 2008

Jordan-Hare Stadium (85,782) • Auburn, Ala.

In a back and forth battle, it was the Razorbacks who came out on top with a 25-22 road win in Jordan-Hare Stadium.

Arkansas scored first on a first quarter Shay Haddock field goal for a 3-0 lead following an Auburn defensive stand on the 5-yard line.

That lead wouldn't hold for long as Tristan Davis raced 97 yards down the Auburn sideline on the ensuing kickoff for a touchdown and a 7-3 lead.

In the second quarter with the Razorbacks at the Auburn 29-yard line, Neiko Thorpe picked off a Casey Dick pass and blazed 59 yards to the Arkansas 20-yard line, setting up a Wes Byrum field goal from 45 yards to put the Tigers up 10-3.

Arkansas' ensuing possession evened the score at 10-10 as Dick capped an 80-yard drive on 11 plays with a 1-yard touchdown run on fourth down midway through the second quarter.

Just before the half, Auburn's Josh Bynes intercepted a Dick pass and returned it 31 yards to the Arkansas 19-yard line, and Byrum hit a 36-yard field goal and with 26 seconds left in the half for a 13-10 Auburn lead.

On the opening kickoff of the second half, Davis came up big again, forcing Arkansas' Dennis Johnson to fumble, and Auburn's Chris Evans recovered the ball at the Razorback 24-yard line.

Burns connected with Montez Billings for 13 yards and later got into the end zone from 3 yards out for a 20-10 advantage.

Arkansas began to close the gap on its second possession of the third quarter with a Dick touchdown reception from Joe Adams. Sen'Derrick Marks blocked the PAT to put the score at 20-16.

Shady Haddock brought the Razorbacks within in a point on a 44-yard field goal early in the fourth quarter.

Arkansas went ahead when Razorback running back Michael Smith ran 63 yards for a touchdown for a 25-20 lead with 8:50 left. Dick attempted the two-point conversion, but his pass failed.

With the clock ticking down, Burns rushed for 11 yards, then found Smith for 14 yards, Tim Hawthorne for a 38-yard gain and Derek Winter for 11 yards to move the Tigers inside the 10-yard line. But the drive stalled at the 4 as Auburn turned the ball over on downs with an incomplete pass.

Arkansas took a safety and punted the ball to the Auburn 38-yard line with 1:03 left, but Matt Harris sealed the Razorback win by intercepting a Burns pass.

The Tiger defense was led by Mike McNeil and Josh Bynes with nine tackles each. Bynes also had two tackles for loss and an interception.

Davis finished the game with an Auburn single-game record 182 kickoff return yards.

SCORING SUMMARY				
Arkansas	3	7	6	9 — 25
Auburn	7	6	7	2 — 22
AR—Haddock 27 field goal, 6:46, 1st				
AU—Davis 97 kickoff return (Byrum kick), 6:33, 1st				
AU—Byrum 45 field goal, 12:05, 2nd				
AR—Dick 1 run (Haddock kick), 6:42, 2nd				
AU—Byrum 36 field goal, 00:26, 2nd				
AU—Burns 3 run (Byrum kick), 12:43, 3rd				
AR—Dick 6 pass from Adams (Haddock kick blocked), 3:02, 3rd				
AR—Haddock 44 field goal, 14:07, 4th				
AR—Michael Smith 63 run (Dick pass failed), 8:50, 4th				
AU—Team safety, 1:03, 4th				
TEAM STATISTICS				
	AR	AU		
First Downs	19	11		
Rushes-Yards	44-188	33-56		
Passing Yards	228	137		
Comp-Att-Int	18-33-2	10-28-3		
Total Plays-Yards	77-416	61-193		
Punts-Avg.	4-52	5-243		
Fumbles-Lost	1-1	1-0		
Penalties-Yards	6-47	2-5		
3rd Down Conv.	8-of-17	4-of-15		
Time of Possession	35:02	24:58		
INDIVIDUAL STATISTICS				
RUSHING: (AR) Smith 25-176 (TD), Dick 5-21 (TD), Johnson 1-5, Davis 1-(-10); (AU) Burns 15-38 (TD), Tate 8-32, Lester 4-7, Fannin 1-4, Billings 1-0, Todd 4-(-25).				
PASSING: (AR) Dick 17-32-2, 222, Adams 1-1-0, 6 (TD); (AU) Burns 7-18-2, 119, Todd 3-10-1, 18.				
RECEIVING: (AR) Adams 4-60, Childs 3-61, Williams 3-24, Crawford 3-17, Smith 2-46, Salters 1-8, Davie 1-6, Dick 1-6; (AU) Trott 2-31, R.Smith 2-28, Winter 2-18, Hawthorne 1-38, Billings 1-13, Sachery 1-7, E.Smith 1-2.				

2009 Auburn Football Game Notes

AUBURN-ARKANSAS SERIES RESULTS

(AU leads 10-7-1)

YEAR	SCORE	SITE	DATE
1984:	AU, 21-15	at Memphis, TN	Dec. 27
[Liberty Bowl]			
1992:	Tie, 24-24	at Auburn	Oct. 31
1993:	AU, 31-21	at Fayetteville	Oct. 30
1994:	AU, 31-14	at Auburn	Oct. 29
1995:	UA, 30-28	at Little Rock, AR	Oct. 28
1996:	AU, 28-7	at Auburn	Nov. 2
1997:	AU, 26-21	at Fayetteville	Oct. 25
1998:	UA 24-21	at Auburn	Oct. 31
1999:	UA, 34-10	at Fayetteville	Oct. 30
2000:	AU, 21-19	at Auburn	Oct. 28
2001:	UA, 42-17	at Fayetteville	Oct. 27
2002:	UA, 38-17	at Auburn	Oct. 12
2003:	AU, 10-3	at Fayetteville	Oct. 11
2004:	AU, 38-20	at Auburn	Oct. 16
2005:	AU, 34-17	at Fayetteville	Oct. 15
2006:	UA, 27-10	at Auburn	Oct. 7
2007:	AU, 9-7	at Fayetteville	Oct. 13
2008:	UA, 25-22	at Auburn	Oct. 11

at Auburn: AU leads, 4-3-1

at Fayetteville: AU leads, 5-3

at Neutral Sites: Tied, 1-1

at Little Rock, AR: UA leads, 1-0

at Memphis, TN: AU leads, 1-0

TOP PERFORMANCES VS. ARKANSAS

INDIVIDUAL BESTS

Rushing Attempts.....	35, Carnell Williams, 2003
.....	33, Kenny Irons, 2005
Rushing Yards	246, Stephen Davis, 1994
.....	211, James Bostic, 1992
.....	182, Kenny Irons, 2005
.....	150, Carnell Williams, 2003
Receptions	17, Willie Gosha, 1995
Receiving Yards	222, Willie Gosha, 1995
.....	156, Tim Carter, 2001
.....	134, Frank Thomas, 1993
Passing Attempts	52, Patrick Nix, 1995
.....	40, Daniel Cobb, 2001
Passing Completions	34, Patrick Nix, 1995
.....	22, Daniel Cobb, 2001
Passing Yards	387, Patrick Nix, 1995
.....	297, Jason Campbell, 2004
.....	254, Daniel Cobb, 2001
Passing Touchdowns	3, Jason Campbell, 2004
.....	3, Brandon Cox, 2005

TEAM BESTS

Rushing Attempts.....	53, 2007
Rushing Yards.....	274, 1992
Passing Attempts	52, 1995
Passing Completions	34, 1995
Passing Yards	387, 1995
Total Offense.....	522, 2004

GAME-BY-GAME STATISTICS

Date	Site	Result	Attend	Rank		AU				Passing				Tot Off				UA				Rushing				Passing				Tot Off			
				AU	UA	FD	No	Yds	TD	C-	A-	I	Yds	TD	No	Yds	FD	No	Yds	TD	C-	A-	I	Yds	TD	No	Yds						
12/27/84	Memphis, TN	W, 21-15	50,180	16	---	13	49	168	2	5	15	0	84	0	64	252	20	37	130	1	19	40	4	226	1	77	356						
10/31/92	Auburn	T, 24-24	77,933	---	---	21	44	274	2	15	26	1	164	0	70	438	10	44	110	1	8	20	1	104	0	64	214						
10/30/93	Fayetteville, AR	W, 31-21	50,100	9	---	25	47	247	3	15	26	1	212	0	73	459	19	32	95	1	17	41	1	286	2	73	381						
10/29/94	Auburn	W, 31-14	85,214	4	---	18	37	255	3	10	18	1	173	1	55	428	20	51	171	1	14	28	0	151	0	79	322						
10/28/95	Little Rock, AR	L, 28-30	55,630	11	---	26	15	91	2	34	52	2	387	2	67	478	24	61	213	1	17	24	0	199	2	85	412						
11/2/96	Auburn	W, 28-7	84,763	24	---	21	47	184	3	12	19	0	185	1	66	369	15	36	144	1	11	25	3	139	0	61	283						
10/25/97	Fayetteville, AR	W, 26-21	41,277	11	---	11	30	77	0	13	25	0	244	1	55	321	19	36	10	0	20	43	1	325	2	79	335						
10/31/98	Auburn	L, 21-24	78,649	---	14	13	40	101	1	13	20	2	225	2	60	326	12	39	80	1	18	28	2	235	2	67	315						
10/30/99	Fayetteville, AR	L, 10-34	51,133	---	---	11	27	80	1	17	30	0	115	0	57	195	22	41	175	1	20	30	0	254	3	71	429						
10/28/00	Auburn	W, 21-19	83,642	25	---	18	39	113	2	19	30	2	240	1	69	353	16	29	166	2	20	42	3	204	0	71	370						
10/27/01	Fayetteville, AR	L, 17-42	67,213	17	---	20	31	238	1	22	40	2	254	1	71	492	19	43	148	3	11	16	0	149	2	59	297						
10/12/02	Auburn	L, 17-38	84,692	24	---	21	40	104	1	21	34	2	288	1	74	392	18	45	426	5	7	15	1	66	0	60	492						
10/11/03	Fayetteville, AR	W, 10-3	74,026	---	7	13	42	160	1	10	18	1	118	0	60	278	17	39	173	0	13	28	0	168	0	67	341						
10/16/04	Auburn	W, 38-20	87,451	4	---	26	47	225	2	17	20	1	297	3	67	522	15	29	128	0	14	29	0	209	3	58	337						
10/15/05	Fayetteville, AR	W, 34-17	71,673	21	---	28	53	233	1	17	26	2	203	3	78	436	16	30	148	2	17	28	1	174	0	58	322						
10/7/06	Auburn	L, 10-27	87,451	2	---	16	31	60	0	17	29	0	153	1	60	213	17	45	279	2	7	10	0	87	1	55	366						
10/13/07	Fayetteville, AR	W, 9-7	72,463	22	---	21	53	189	0	13	23	0	101	0	76	290	11	25	67	0	13	27	1	126	1	52	193						
10/11/08	Auburn	L, 22-25	85,782	20	---	11	33	56	1	10	28	3	137	0	61	193	19	44	188	2	18	33	2	228	1	77	416						

2009 Auburn Honors and Awards

WES BYRUM

- ▶ College Football Performance Awards Honorable Mention Placekicker of the Week (Sept. 7)
- ▶ SEC Special Teams Player of the Week (Oct. 5)
- ▶ Lou Groza Award Star of the Week (Oct. 5)

ANTONIO COLEMAN

- ▶ SEC Defensive Lineman of the Week (Sept. 14)
- ▶ Lowe's Senior CLASS Award Watch List
- ▶ Rotary Lombardi Award Watch List
- ▶ Ted Hendricks Award Watch List
- ▶ Chuck Bednarik Award Watch List
- ▶ Bronko Nagurski Award Watch List
- ▶ *Lindy's* Preseason All-America Second Team
- ▶ *Athlon Sports* Preseason All-America Second Team
- ▶ Phil Steele Preseason All-America Third Team
- ▶ *Lindy's* Preseason All-SEC First Team
- ▶ *Athlon Sports* Preseason All-SEC First Team
- ▶ *Sports Illustrated* Preseason All-SEC Second Team
- ▶ Phil Steele Preseason All-SEC First Team
- ▶ Coaches' All-SEC Second Team
- ▶ Media All-SEC First Team

CLINTON DURST

- ▶ *Sports Illustrated* Preseason All-SEC Second Team
- ▶ Phil Steele Preseason All-SEC First Team
- ▶ Media All-SEC Second Team

GUS MALZAHN

- ▶ Rivals.com National Coordinator of the Week (Sept. 14)

ONTERIO MCCALEBB

- ▶ SEC Freshman of the Week (Sept. 7)
- ▶ SEC Freshman of the Week (Oct. 5)

RYAN PUGH

- ▶ *Lindy's* Preseason All-SEC First Team

CRAIG STEVENS

- ▶ SEC Defensive Player of the Week (Sept. 21)

BEN TATE

- ▶ Maxwell Award Watch List
- ▶ *Athlon Sports* Preseason All-SEC Third Team
- ▶ Phil Steele Preseason All-SEC Second Team
- ▶ Coaches' All-SEC Third Team

CHRIS TODD

- ▶ College Football Performance Awards Honorable Mention Quarterback of the Week (Sept. 27)

TOMMY TROTT

- ▶ John Mackey Award Watch List

LEE ZIEMBA

- ▶ *Lindy's* Preseason All-SEC Second Team
- ▶ *Athlon Sports* Preseason All-SEC Second Team
- ▶ *Sports Illustrated* Preseason All-SEC Second Team
- ▶ Coaches' All-SEC Second Team
- ▶ Media All-SEC Second Team

Auburn's 2009 Opponents/Polls

<p>LOUISIANA TECH (2-2, 1-0 WAC)</p> <p>Sept. 5 at Auburn [ESPNU] L, 13-37 Sept. 12 at Navy [CBS] L, 14-32 Sept. 19 NICHOLLS STATE W, 48-13 Sept. 30 HAWAII [ESPN2] W, 27-6 Oct. 9 at Nevada [ESPN] 8 p.m. Oct. 17 NEW MEXICO STATE 3 p.m. Oct. 24 at Utah State [ERT] 2 p.m. Oct. 31 at Idaho [ERT] 4 p.m. Nov. 6 BOISE STATE [ESPN2] 7 p.m. Nov. 14 at LSU 7 p.m. Nov. 21 at Fresno State 4 p.m. Dec. 5 SAN JOSE STATE [ERT] 1 p.m.</p> <p>MISSISSIPPI STATE (2-3, 1-2 SEC)</p> <p>Sept. 5 JACKSON STATE [ESPNU] W, 45-7 Sept. 12 at Auburn [FSS] L, 24-49 Sept. 19 at Vanderbilt [FSS] W, 14-3 Sept. 26 #7/7 LSU [SEC Net] L, 26-30 Oct. 3 GEORGIA TECH [CSS] L, 31-42 Oct. 10 HOUSTON [ESPNU] 11:30 a.m. Oct. 17 at Middle Tennessee [ESPNU] 11:30 p.m. Oct. 24 FLORIDA TBA Oct. 31 at Kentucky TBA Nov. 14 ALABAMA TBA Nov. 21 at Arkansas TBA Nov. 28 OLE MISS TBA</p> <p>WEST VIRGINIA (3-1, 0-0 BIG EAST)</p> <p>Sept. 5 LIBERTY W, 33-20 Sept. 12 EAST CAROLINA W, 35-20 Sept. 19 at Auburn [ESPN2] L, 30-41 Oct. 1 COLORADO [ESPN] W, 35-24 Oct. 10 at Syracuse TBA Oct. 17 MARSHALL 3:30 p.m. Oct. 24 CONNECTICUT TBA Oct. 30 at South Florida [ESPN2] TBA Nov. 7 LOUISVILLE TBA Nov. 13 at Cincinnati [ESPN2] 8 p.m. Nov. 27 PITTSBURGH TBA Dec. 5 at Rutgers TBA</p> <p>BALL STATE (0-5, 0-1 MAC)</p> <p>Sept. 3 NORTH TEXAS [ESPNU] L, 10-20 Sept. 12 NEW HAMPSHIRE L, 16-23 Sept. 19 at Army [CBS Coll.] L, 17-24 Sept. 26 at Auburn [FSN] L, 30-54 Oct. 3 TOLEDO L, 30-37 Oct. 10 at Temple 1 p.m. Oct. 17 BOWLING GREEN 12 p.m. Oct. 24 at Eastern Michigan 1 p.m. Oct. 31 OHIO 12 p.m. Nov. 12 at Northern Illinois [ESPNU] TBA Nov. 18 CENTRAL MICHIGAN [ESPNU/2] 6/8 p.m. Nov. 24 at Western Michigan [ESPN2] 7 p.m.</p>	<p>TENNESSEE (2-3, 0-2 SEC)</p> <p>Sept. 5 W. KENTUCKY [SEC NET] W, 63-7 Sept. 12 UCLA [ESPN] L, 15-19 Sept. 19 at #1/1 Florida [CBS] L, 13-23 Sept. 26 OHIO W, 34-23 Oct. 3 AUBURN [ESPN] L, 22-26 Oct. 10 GEORGIA [SEC Net] 12:21 p.m. Oct. 24 at Alabama TBA Oct. 31 SOUTH CAROLINA TBA Nov. 7 MEMPHIS TBA Nov. 14 at Mississippi TBA Nov. 21 VANDERBILT TBA Nov. 28 at Kentucky TBA</p> <p>ARKANSAS (2-2, 0-2 SEC)</p> <p>Sept. 5 MISSOURI STATE W, 48-10 Sept. 19 #23/20 GEORGIA [ESPN] L, 41-52 Sept. 26 at #3/3 Alabama [CBS] L, 7-35 Oct. 3 at Texas A&M [ESPN2] W, 47-19 Oct. 10 #17/19/19 AUBURN [ESPN] 11 a.m. Oct. 17 at Florida TBA Oct. 24 at Ole Miss TBA Oct. 31 EASTERN MICHIGAN (HC) TBA Nov. 7 SOUTH CAROLINA TBA Nov. 14 TROY TBA Nov. 21 OLE MISS TBA Nov. 28 at LSU TBA</p> <p>KENTUCKY (2-2, 0-2 SEC)</p> <p>Sept. 5 at Miami (Ohio) [ESPN] W, 42-0 Sept. 19 LOUISVILLE [ESPN] W, 31-27 Sept. 26 #1/1 FLORIDA [ESPN2] L, 7-41 Oct. 3 ALABAMA [SEC Net] L, 38-20 Oct. 10 at #25/NR/NR South Carolina [FSN] 12:30 p.m. Oct. 17 at Auburn [ESPNU] 7:30 p.m. Oct. 24 LA.-MONROE TBA Oct. 31 MISSISSIPPI STATE TBA Nov. 7 EASTERN KENTUCKY TBA Nov. 14 at Vanderbilt TBA Nov. 21 at Georgia TBA Nov. 28 TENNESSEE TBA</p> <p>LSU (5-0, 3-0 SEC)</p> <p>Sept. 5 at Washington W, 31-23 Sept. 12 VANDERBILT [ESPN] W, 23-9 Sept. 19 UL-LAFAYETTE [ESPNU] W, 31-3 Sept. 26 at Mississippi State [SEC Net] W, 30-26 Oct. 3 at Georgia [CBS] W, 20-13 Oct. 10 #1/1/1 FLORIDA [CBS] 7 p.m. Oct. 24 AUBURN TBA Oct. 31 TULANE TBA Nov. 7 at Alabama TBA Nov. 14 LOUISIANA TECH 7 p.m. Nov. 21 at Ole Miss TBA Nov. 28 ARKANSAS TBA</p>	<p>OLE MISS (3-1, 1-1 SEC)</p> <p>Sept. 6 at Memphis [ESPN] W, 45-14 Sept. 19 SE LOUISIANA [CSS] W, 52-6 Sept. 24 at South Carolina [ESPN] L, 10-16 Oct. 3 at Vanderbilt [ESPNU] W, 23-7 Oct. 10 #3/3/3 ALABAMA [CBS] 2:30 p.m. Oct. 17 UAB [FSS] 6 p.m. Oct. 24 ARKANSAS TBA Oct. 31 at Auburn TBA Nov. 7 NORTHERN ARIZONA TBA Nov. 14 TENNESSEE TBA Nov. 21 LSU TBA Nov. 28 at Mississippi State TBA</p> <p>FURMAN (3-2)</p> <p>Sept. 5 PRESBYTERIAN [My 40] W, 45-21 Sept. 12 at Chattanooga W, 38-20 Sept. 19 at #NR/25 Missouri L, 12-52 Sept. 26 at Western Carolina W, 33-14 Oct. 3 ELON L, 12-19 Oct. 17 SAMFORD 2 p.m. Oct. 24 at The Citadel 2 p.m. Oct. 31 APPALACHIAN STATE 12 p.m. Nov. 7 at Auburn TBA Nov. 14 at Georgia Southern 2 p.m. Nov. 21 WOFFORD 3 p.m.</p> <p>GEORGIA (3-2, 2-1 SEC)</p> <p>Sept. 5 at #9/11 Oklahoma State [ABC] L, 10-24 Sept. 12 SOUTH CAROLINA [ESPN2] W, 41-37 Sept. 19 at Arkansas [ESPN] W, 52-41 Sept. 26 ARIZONA STATE [ESPNU] W, 20-17 Oct. 3 LSU [CBS] L, 13-20 Oct. 10 at Tennessee [SEC Net] 12:21 p.m. Oct. 17 at Vanderbilt [SEC Net] 12:21 p.m. Oct. 31 at Florida [CBS] 3:30 p.m. Nov. 7 TENNESSEE TECH TBA Nov. 14 AUBURN TBA Nov. 21 KENTUCKY TBA Nov. 28 at Georgia Tech TBA</p> <p>ALABAMA (5-0, 2-0 SEC)</p> <p>Sept. 5 vs. #7/7 Virginia Tech [ABC] W, 34-24 Sept. 12 FLORIDA INTERNATIONAL W, 40-14 Sept. 19 NORTH TEXAS [SEC Net] W, 53-7 Sept. 26 ARKANSAS [CBS] W, 35-7 Oct. 3 at Kentucky [SEC Net] W, 38-20 Oct. 10 at #20/16/18 Ole Miss [CBS] 2:30 p.m. Oct. 17 SOUTH CAROLINA TBA Oct. 24 TENNESSEE TBA Nov. 7 LSU TBA Nov. 14 at Mississippi State TBA Nov. 21 TENNESSEE-CHATTANOOGA TBA Nov. 27 at Auburn [CBS] 1:30 p.m.</p>
--	---	--

<p>ASSOCIATED PRESS TOP 25 POLL</p> <table border="1" style="width: 100%; border-collapse: collapse;"> <thead> <tr> <th>Rk</th> <th>School (1st)</th> <th>Record</th> <th>Pts.</th> <th>Prv.</th> </tr> </thead> <tbody> <tr><td>1.</td><td>Florida (54)</td><td>4-0</td><td>1490</td><td>1</td></tr> <tr><td>2.</td><td>Texas (1)</td><td>4-0</td><td>1420</td><td>2</td></tr> <tr><td>3.</td><td>Alabama (5)</td><td>5-0</td><td>1400</td><td>3</td></tr> <tr><td>4.</td><td>LSU</td><td>5-0</td><td>1225</td><td>4</td></tr> <tr><td>5.</td><td>Virginia Tech</td><td>4-1</td><td>1190</td><td>6</td></tr> <tr><td>6.</td><td>Boise State</td><td>5-0</td><td>1203</td><td>5</td></tr> <tr><td>7.</td><td>USC</td><td>4-1</td><td>998</td><td>7</td></tr> <tr><td>8.</td><td>Cincinnati</td><td>5-0</td><td>946</td><td>10</td></tr> <tr><td>9.</td><td>Ohio State</td><td>4-1</td><td>957</td><td>9</td></tr> <tr><td>10.</td><td>TCU</td><td>4-0</td><td>896</td><td>11</td></tr> <tr><td>11.</td><td>Miami (Fla.)</td><td>3-1</td><td>452</td><td>17</td></tr> <tr><td>12.</td><td>Iowa</td><td>5-0</td><td>788</td><td>13</td></tr> <tr><td>13.</td><td>Oregon</td><td>4-1</td><td>462</td><td>16</td></tr> <tr><td>14.</td><td>Penn State</td><td>3-1</td><td>470</td><td>15</td></tr> <tr><td>15.</td><td>Oklahoma State</td><td>3-1</td><td>591</td><td>14</td></tr> <tr><td>16.</td><td>Kansas</td><td>4-0</td><td>418</td><td>18</td></tr> <tr><td>17.</td><td>Auburn</td><td>5-0</td><td>844</td><td>NR</td></tr> <tr><td>18.</td><td>BYU</td><td>4-1</td><td>349</td><td>20</td></tr> <tr><td>19.</td><td>Oklahoma</td><td>2-2</td><td>979</td><td>8</td></tr> <tr><td>20.</td><td>Mississippi</td><td>3-1</td><td>340</td><td>21</td></tr> <tr><td>21.</td><td>Nebraska</td><td>3-1</td><td>256</td><td>23</td></tr> <tr><td>22.</td><td>Georgia Tech</td><td>4-1</td><td>185</td><td>25</td></tr> <tr><td>23.</td><td>South Florida</td><td>5-0</td><td>418</td><td>NR</td></tr> <tr><td>24.</td><td>Missouri</td><td>4-0</td><td>271</td><td>NR</td></tr> <tr><td>25.</td><td>South Carolina</td><td>4-1</td><td>206</td><td>NR</td></tr> </tbody> </table> <p>OTHERS RECEIVING VOTES Wisconsin 157, Houston 142, Georgia 115, Stanford 50, Utah 31, Michigan 25, Boston College 12, Notre Dame 9, Pittsburgh 3, Arizona 2, West Virginia 2.</p>	Rk	School (1st)	Record	Pts.	Prv.	1.	Florida (54)	4-0	1490	1	2.	Texas (1)	4-0	1420	2	3.	Alabama (5)	5-0	1400	3	4.	LSU	5-0	1225	4	5.	Virginia Tech	4-1	1190	6	6.	Boise State	5-0	1203	5	7.	USC	4-1	998	7	8.	Cincinnati	5-0	946	10	9.	Ohio State	4-1	957	9	10.	TCU	4-0	896	11	11.	Miami (Fla.)	3-1	452	17	12.	Iowa	5-0	788	13	13.	Oregon	4-1	462	16	14.	Penn State	3-1	470	15	15.	Oklahoma State	3-1	591	14	16.	Kansas	4-0	418	18	17.	Auburn	5-0	844	NR	18.	BYU	4-1	349	20	19.	Oklahoma	2-2	979	8	20.	Mississippi	3-1	340	21	21.	Nebraska	3-1	256	23	22.	Georgia Tech	4-1	185	25	23.	South Florida	5-0	418	NR	24.	Missouri	4-0	271	NR	25.	South Carolina	4-1	206	NR	<p>USA TODAY COACHES TOP 25 POLL</p> <table border="1" style="width: 100%; border-collapse: collapse;"> <thead> <tr> <th>Rk</th> <th>School (1st)</th> <th>Record</th> <th>Pts.</th> <th>Prv.</th> </tr> </thead> <tbody> <tr><td>1.</td><td>Florida (57)</td><td>4-0</td><td>1473</td><td>1</td></tr> <tr><td>2.</td><td>Texas (1)</td><td>4-0</td><td>1408</td><td>2</td></tr> <tr><td>3.</td><td>Alabama (1)</td><td>5-0</td><td>1366</td><td>3</td></tr> <tr><td>4.</td><td>LSU</td><td>5-0</td><td>1273</td><td>4</td></tr> <tr><td>5.</td><td>Virginia Tech</td><td>4-1</td><td>1141</td><td>6</td></tr> <tr><td>6.</td><td>Boise State</td><td>5-0</td><td>1133</td><td>5</td></tr> <tr><td>7.</td><td>USC</td><td>4-1</td><td>1123</td><td>7</td></tr> <tr><td>8.</td><td>Ohio State</td><td>4-1</td><td>1072</td><td>9</td></tr> <tr><td>9.</td><td>TCU</td><td>4-0</td><td>965</td><td>10</td></tr> <tr><td>10.</td><td>Cincinnati</td><td>5-0</td><td>937</td><td>11</td></tr> <tr><td>11.</td><td>Miami (Fla.)</td><td>3-1</td><td>750</td><td>22</td></tr> <tr><td>12.</td><td>Penn State</td><td>4-1</td><td>713</td><td>13</td></tr> <tr><td>13.</td><td>Oklahoma State</td><td>3-1</td><td>702</td><td>12</td></tr> <tr><td>14.</td><td>Iowa</td><td>5-0</td><td>655</td><td>17</td></tr> <tr><td>15.</td><td>Kansas</td><td>4-0</td><td>616</td><td>16</td></tr> <tr><td>16.</td><td>Mississippi</td><td>3-1</td><td>460</td><td>18</td></tr> <tr><td>17.</td><td>Oregon</td><td>4-1</td><td>433</td><td>25</td></tr> <tr><td>18.</td><td>Missouri</td><td>4-0</td><td>386</td><td>23</td></tr> <tr><td>19.</td><td>Auburn</td><td>5-0</td><td>369</td><td>NR</td></tr> <tr><td>20.</td><td>BYU</td><td>4-1</td><td>353</td><td>21</td></tr> <tr><td>21.</td><td>Oklahoma</td><td>2-2</td><td>346</td><td>8</td></tr> <tr><td>22.</td><td>Nebraska</td><td>3-1</td><td>329</td><td>24</td></tr> <tr><td>23.</td><td>Georgia Tech</td><td>4-1</td><td>278</td><td>NR</td></tr> <tr><td>24.</td><td>South Florida</td><td>5-0</td><td>220</td><td>NR</td></tr> <tr><td>25.</td><td>Wisconsin</td><td>5-0</td><td>156</td><td>NR</td></tr> </tbody> </table> <p>OTHERS RECEIVING VOTES Georgia 148, South Carolina 128, Notre Dame 57, Houston 52, Stanford 43, Michigan 33, Utah 31, Boston College 15, Pittsburgh 6, Arizona 2, Arkansas 1, Central Michigan 1, West Virginia 1.</p>	Rk	School (1st)	Record	Pts.	Prv.	1.	Florida (57)	4-0	1473	1	2.	Texas (1)	4-0	1408	2	3.	Alabama (1)	5-0	1366	3	4.	LSU	5-0	1273	4	5.	Virginia Tech	4-1	1141	6	6.	Boise State	5-0	1133	5	7.	USC	4-1	1123	7	8.	Ohio State	4-1	1072	9	9.	TCU	4-0	965	10	10.	Cincinnati	5-0	937	11	11.	Miami (Fla.)	3-1	750	22	12.	Penn State	4-1	713	13	13.	Oklahoma State	3-1	702	12	14.	Iowa	5-0	655	17	15.	Kansas	4-0	616	16	16.	Mississippi	3-1	460	18	17.	Oregon	4-1	433	25	18.	Missouri	4-0	386	23	19.	Auburn	5-0	369	NR	20.	BYU	4-1	353	21	21.	Oklahoma	2-2	346	8	22.	Nebraska	3-1	329	24	23.	Georgia Tech	4-1	278	NR	24.	South Florida	5-0	220	NR	25.	Wisconsin	5-0	156	NR	<p>HARRIS INTERACTIVE POLL</p> <table border="1" style="width: 100%; border-collapse: collapse;"> <thead> <tr> <th>Rk</th> <th>School (1st)</th> <th>Record</th> <th>Pts.</th> <th>Prv.</th> </tr> </thead> <tbody> <tr><td>1.</td><td>Florida (97)</td><td>4-0</td><td>2818</td><td>1</td></tr> <tr><td>2.</td><td>Texas (12)</td><td>4-0</td><td>2705</td><td>2</td></tr> <tr><td>3.</td><td>Alabama (5)</td><td>5-0</td><td>2665</td><td>3</td></tr> <tr><td>4.</td><td>LSU</td><td>5-0</td><td>2469</td><td>4</td></tr> <tr><td>5.</td><td>Boise State</td><td>5-0</td><td>2245</td><td>5</td></tr> <tr><td>6.</td><td>Virginia Tech</td><td>4-1</td><td>2187</td><td>6</td></tr> <tr><td>7.</td><td>USC</td><td>4-1</td><td>2173</td><td>7</td></tr> <tr><td>8.</td><td>Ohio State</td><td>4-1</td><td>1980</td><td>8</td></tr> <tr><td>9.</td><td>Cincinnati</td><td>5-0</td><td>1866</td><td>10</td></tr> <tr><td>10.</td><td>TCU</td><td>4-0</td><td>1773</td><td>11</td></tr> <tr><td>11.</td><td>Iowa</td><td>5-0</td><td>1492</td><td>14</td></tr> <tr><td>12.</td><td>Miami (Fla.)</td><td>3-1</td><td>1471</td><td>22</td></tr> <tr><td>13.</td><td>Penn State</td><td>4-1</td><td>1316</td><td>12</td></tr> <tr><td>14.</td><td>Oklahoma State</td><td>3-1</td><td>1157</td><td>15</td></tr> <tr><td>15.</td><td>Oregon</td><td>4-1</td><td>1067</td><td>23</td></tr> <tr><td>16.</td><td>Kansas</td><td>4-0</td><td>1065</td><td>16</td></tr> <tr><td>17.</td><td>BYU</td><td>4-1</td><td>847</td><td>19</td></tr> <tr><td>18.</td><td>Mississippi</td><td>3-1</td><td>822</td><td>18</td></tr> <tr><td>19.</td><td>Auburn</td><td>5-0</td><td>801</td><td>NR</td></tr> <tr><td>20.</td><td>Oklahoma</td><td>2-2</td><td>695</td><td>9</td></tr> <tr><td>21.</td><td>Nebraska</td><td>3-1</td><td>509</td><td>24</td></tr> <tr><td>22.</td><td>Georgia Tech</td><td>4-1</td><td>505</td><td>NR</td></tr> <tr><td>23.</td><td>Missouri</td><td>4-0</td><td>476</td><td>25</td></tr> <tr><td>24.</td><td>South Florida</td><td>5-0</td><td>442</td><td>NR</td></tr> <tr><td>25.</td><td>Wisconsin</td><td>5-0</td><td>362</td><td>NR</td></tr> </tbody> </table> <p>OTHERS RECEIVING VOTES Houston 239, Georgia 221, South Carolina 211, Notre Dame 126, Stanford 101, Michigan 85, Utah 63, California 28, Pittsburgh 25, West Virginia 16, Boston College 15, Arizona 10, Rutgers 1, Texas Tech 1.</p>	Rk	School (1st)	Record	Pts.	Prv.	1.	Florida (97)	4-0	2818	1	2.	Texas (12)	4-0	2705	2	3.	Alabama (5)	5-0	2665	3	4.	LSU	5-0	2469	4	5.	Boise State	5-0	2245	5	6.	Virginia Tech	4-1	2187	6	7.	USC	4-1	2173	7	8.	Ohio State	4-1	1980	8	9.	Cincinnati	5-0	1866	10	10.	TCU	4-0	1773	11	11.	Iowa	5-0	1492	14	12.	Miami (Fla.)	3-1	1471	22	13.	Penn State	4-1	1316	12	14.	Oklahoma State	3-1	1157	15	15.	Oregon	4-1	1067	23	16.	Kansas	4-0	1065	16	17.	BYU	4-1	847	19	18.	Mississippi	3-1	822	18	19.	Auburn	5-0	801	NR	20.	Oklahoma	2-2	695	9	21.	Nebraska	3-1	509	24	22.	Georgia Tech	4-1	505	NR	23.	Missouri	4-0	476	25	24.	South Florida	5-0	442	NR	25.	Wisconsin	5-0	362	NR
Rk	School (1st)	Record	Pts.	Prv.																																																																																																																																																																																																																																																																																																																																																																																																				
1.	Florida (54)	4-0	1490	1																																																																																																																																																																																																																																																																																																																																																																																																				
2.	Texas (1)	4-0	1420	2																																																																																																																																																																																																																																																																																																																																																																																																				
3.	Alabama (5)	5-0	1400	3																																																																																																																																																																																																																																																																																																																																																																																																				
4.	LSU	5-0	1225	4																																																																																																																																																																																																																																																																																																																																																																																																				
5.	Virginia Tech	4-1	1190	6																																																																																																																																																																																																																																																																																																																																																																																																				
6.	Boise State	5-0	1203	5																																																																																																																																																																																																																																																																																																																																																																																																				
7.	USC	4-1	998	7																																																																																																																																																																																																																																																																																																																																																																																																				
8.	Cincinnati	5-0	946	10																																																																																																																																																																																																																																																																																																																																																																																																				
9.	Ohio State	4-1	957	9																																																																																																																																																																																																																																																																																																																																																																																																				
10.	TCU	4-0	896	11																																																																																																																																																																																																																																																																																																																																																																																																				
11.	Miami (Fla.)	3-1	452	17																																																																																																																																																																																																																																																																																																																																																																																																				
12.	Iowa	5-0	788	13																																																																																																																																																																																																																																																																																																																																																																																																				
13.	Oregon	4-1	462	16																																																																																																																																																																																																																																																																																																																																																																																																				
14.	Penn State	3-1	470	15																																																																																																																																																																																																																																																																																																																																																																																																				
15.	Oklahoma State	3-1	591	14																																																																																																																																																																																																																																																																																																																																																																																																				
16.	Kansas	4-0	418	18																																																																																																																																																																																																																																																																																																																																																																																																				
17.	Auburn	5-0	844	NR																																																																																																																																																																																																																																																																																																																																																																																																				
18.	BYU	4-1	349	20																																																																																																																																																																																																																																																																																																																																																																																																				
19.	Oklahoma	2-2	979	8																																																																																																																																																																																																																																																																																																																																																																																																				
20.	Mississippi	3-1	340	21																																																																																																																																																																																																																																																																																																																																																																																																				
21.	Nebraska	3-1	256	23																																																																																																																																																																																																																																																																																																																																																																																																				
22.	Georgia Tech	4-1	185	25																																																																																																																																																																																																																																																																																																																																																																																																				
23.	South Florida	5-0	418	NR																																																																																																																																																																																																																																																																																																																																																																																																				
24.	Missouri	4-0	271	NR																																																																																																																																																																																																																																																																																																																																																																																																				
25.	South Carolina	4-1	206	NR																																																																																																																																																																																																																																																																																																																																																																																																				
Rk	School (1st)	Record	Pts.	Prv.																																																																																																																																																																																																																																																																																																																																																																																																				
1.	Florida (57)	4-0	1473	1																																																																																																																																																																																																																																																																																																																																																																																																				
2.	Texas (1)	4-0	1408	2																																																																																																																																																																																																																																																																																																																																																																																																				
3.	Alabama (1)	5-0	1366	3																																																																																																																																																																																																																																																																																																																																																																																																				
4.	LSU	5-0	1273	4																																																																																																																																																																																																																																																																																																																																																																																																				
5.	Virginia Tech	4-1	1141	6																																																																																																																																																																																																																																																																																																																																																																																																				
6.	Boise State	5-0	1133	5																																																																																																																																																																																																																																																																																																																																																																																																				
7.	USC	4-1	1123	7																																																																																																																																																																																																																																																																																																																																																																																																				
8.	Ohio State	4-1	1072	9																																																																																																																																																																																																																																																																																																																																																																																																				
9.	TCU	4-0	965	10																																																																																																																																																																																																																																																																																																																																																																																																				
10.	Cincinnati	5-0	937	11																																																																																																																																																																																																																																																																																																																																																																																																				
11.	Miami (Fla.)	3-1	750	22																																																																																																																																																																																																																																																																																																																																																																																																				
12.	Penn State	4-1	713	13																																																																																																																																																																																																																																																																																																																																																																																																				
13.	Oklahoma State	3-1	702	12																																																																																																																																																																																																																																																																																																																																																																																																				
14.	Iowa	5-0	655	17																																																																																																																																																																																																																																																																																																																																																																																																				
15.	Kansas	4-0	616	16																																																																																																																																																																																																																																																																																																																																																																																																				
16.	Mississippi	3-1	460	18																																																																																																																																																																																																																																																																																																																																																																																																				
17.	Oregon	4-1	433	25																																																																																																																																																																																																																																																																																																																																																																																																				
18.	Missouri	4-0	386	23																																																																																																																																																																																																																																																																																																																																																																																																				
19.	Auburn	5-0	369	NR																																																																																																																																																																																																																																																																																																																																																																																																				
20.	BYU	4-1	353	21																																																																																																																																																																																																																																																																																																																																																																																																				
21.	Oklahoma	2-2	346	8																																																																																																																																																																																																																																																																																																																																																																																																				
22.	Nebraska	3-1	329	24																																																																																																																																																																																																																																																																																																																																																																																																				
23.	Georgia Tech	4-1	278	NR																																																																																																																																																																																																																																																																																																																																																																																																				
24.	South Florida	5-0	220	NR																																																																																																																																																																																																																																																																																																																																																																																																				
25.	Wisconsin	5-0	156	NR																																																																																																																																																																																																																																																																																																																																																																																																				
Rk	School (1st)	Record	Pts.	Prv.																																																																																																																																																																																																																																																																																																																																																																																																				
1.	Florida (97)	4-0	2818	1																																																																																																																																																																																																																																																																																																																																																																																																				
2.	Texas (12)	4-0	2705	2																																																																																																																																																																																																																																																																																																																																																																																																				
3.	Alabama (5)	5-0	2665	3																																																																																																																																																																																																																																																																																																																																																																																																				
4.	LSU	5-0	2469	4																																																																																																																																																																																																																																																																																																																																																																																																				
5.	Boise State	5-0	2245	5																																																																																																																																																																																																																																																																																																																																																																																																				
6.	Virginia Tech	4-1	2187	6																																																																																																																																																																																																																																																																																																																																																																																																				
7.	USC	4-1	2173	7																																																																																																																																																																																																																																																																																																																																																																																																				
8.	Ohio State	4-1	1980	8																																																																																																																																																																																																																																																																																																																																																																																																				
9.	Cincinnati	5-0	1866	10																																																																																																																																																																																																																																																																																																																																																																																																				
10.	TCU	4-0	1773	11																																																																																																																																																																																																																																																																																																																																																																																																				
11.	Iowa	5-0	1492	14																																																																																																																																																																																																																																																																																																																																																																																																				
12.	Miami (Fla.)	3-1	1471	22																																																																																																																																																																																																																																																																																																																																																																																																				
13.	Penn State	4-1	1316	12																																																																																																																																																																																																																																																																																																																																																																																																				
14.	Oklahoma State	3-1	1157	15																																																																																																																																																																																																																																																																																																																																																																																																				
15.	Oregon	4-1	1067	23																																																																																																																																																																																																																																																																																																																																																																																																				
16.	Kansas	4-0	1065	16																																																																																																																																																																																																																																																																																																																																																																																																				
17.	BYU	4-1	847	19																																																																																																																																																																																																																																																																																																																																																																																																				
18.	Mississippi	3-1	822	18																																																																																																																																																																																																																																																																																																																																																																																																				
19.	Auburn	5-0	801	NR																																																																																																																																																																																																																																																																																																																																																																																																				
20.	Oklahoma	2-2	695	9																																																																																																																																																																																																																																																																																																																																																																																																				
21.	Nebraska	3-1	509	24																																																																																																																																																																																																																																																																																																																																																																																																				
22.	Georgia Tech	4-1	505	NR																																																																																																																																																																																																																																																																																																																																																																																																				
23.	Missouri	4-0	476	25																																																																																																																																																																																																																																																																																																																																																																																																				
24.	South Florida	5-0	442	NR																																																																																																																																																																																																																																																																																																																																																																																																				
25.	Wisconsin	5-0	362	NR																																																																																																																																																																																																																																																																																																																																																																																																				

2009 Auburn Depth Chart

Pronunciation Guide		Offense		Defense	
2 Aairon Savage DB AIR-un	15 Neiko Thorpe DB NEE-ko	17 Tyrik Rollison QB TY-rick RAHL-ih-son	19 Neil Caudle QB CAW-dull	23 Onterio McCalebb RB Mik-KAY-lub	25 D'Antoine Hood DB duh-AN-twon
42 Philip Pierre-Louis WR pee-AIRLOO-iss	43 Philip Lutzenkirchen TE LUTZ-en-kirk-en	49 Michael Goggans DE GAH-guns	50 Ryan Pugh OL PYEW	57 Byron Isom DL buh-RONEYE-some	73 Lee Ziemba OL ZIM-bah
81 Terrell Zachery WR ter-ELL	82 Jay Wisner WR WIZ-ner	85 Quindarius Carr WR quin-DARE-ee-us	86 John Cubelic WR CUBE-eh-lick	93 Mike Blanc DL BLAHNK	94 Nosa Egaue DL NO-suh EE-gway

QB 12 Chris Todd (6-4, 210, Sr.) 19 Neil Caudle (6-3, 200, Jr.) 17 Tyrik Rollison (6-0, 194, Fr.)	TB 44 Ben Tate (5-11, 218, Sr.) 23 Onterio McCalebb (5-10, 164, Fr.) 32 Eric Smith (5-10, 237, So.)	FB 27 Mario Fannin (5-11, 225, Jr.) 30 John Douglas (6-2, 241, So.) --OR-- 83 Gabe McKenzie (6-5, 252, Sr.)	TE 5 Tommy Trott (6-5, 243, Sr.) 43 Philip Lutzenkirchen (6-4, 262, Fr.) 82 Jay Wisner (6-2, 194, Jr.)	WR 81 Terrell Zachery (6-1, 203, Jr.) 18 Kodi Burns (6-2, 208, Jr.) 80 Emory Blake (6-1, 192, Fr.)	WR 89 Darvin Adams (6-3, 185, So.) 13 Tim Hawthorne (6-3, 212, Jr.) --OR-- 3 DeAngelo Benton (6-2, 192, Fr.)	LT 73 Lee Ziemba (6-8, 308, Jr.) 79 Jared Cooper (6-4, 295, So.)	LG 66 Mike Berry (6-3, 311, Jr.) 71 John Sullen (6-6, 326, Fr.)	C 50 Ryan Pugh (6-4, 289, Jr.) 53 Bart Eddins (6-4, 297, Jr.)	RG 57 Byron Isom (6-3, 291, Jr.) 76 Jorell Bostrom (6-3, 353, Jr.)	RT 75 Andrew McCain (6-6, 299, Sr.) 55 Vance Smith (6-2, 281, So.)
Special Teams										
PK 18 Wes Byrum (6-2, 209, Jr.) 37 Morgan Hull (6-3, 199, Jr.)	P 97 Clinton Durst (6-1, 191, Sr.) 21 Ryan Shoemaker (6-0, 184, Jr.)	DS 61 Josh Harris (6-1, 220, So.) 48 Bailey Woods (6-5, 237, So.)	H 96 Clayton Crofoot (6-6, 191, Sr.) 19 Neil Caudle (6-3, 200, Jr.)	LE 52 Antonio Coleman (6-3, 261, Sr.) 45 Antoine Carter (6-4, 263, Jr.)	LT 93 Mike Blanc (6-4, 288, Jr.) 90 Nick Fairley (6-5, 293, So.)					
RE 49 Michael Goggans (6-3, 264, Jr.) 95 Dee Ford (6-4, 214, Fr.)	LLB 46 Craig Stevens (6-3, 223, Jr.) 35 Jonathan Evans (5-11, 207, Fr.)	MLB 17 Josh Bynes (6-2, 239, Jr.) 31 Adam Herring (6-1, 216, So.)	RLB 21 Eltoro Freeman (5-11, 219, So.) --OR-- 31 Adam Herring (6-1, 216, So.) 36 Wade Christopher (6-1, 215, So.)	LC 6 Walter McFadden (6-0, 175, Sr.) 8 Harry Adams (6-0, 183, So.)	S 25 Daren Bates (5-11, 195, Fr.) 22 T'Sharvan Bell (6-0, 176, RFr.)					
S 4 Zac Etheridge (6-0, 212, Jr.) 11 Mike Slade (6-3, 192, So.)	RC 15 Neiko Thorpe (6-2, 176, So.) 14 Demond Washington (5-9, 185, Jr.)	PR 84 Anthony Gulley (5-9, 176, Fr.) --OR-- 27 Mario Fannin (5-11, 225, Jr.)	KOR 81 Terrell Zachery (6-1, 203, Jr.) & 23 Onterio McCalebb (5-10, 164, Fr.) 15 Neiko Thorpe (6-2, 176, So.) & 27 Mario Fannin (5-11, 225, So.)							

Auburn Media Services

All Times Central

PRACTICE

All practices are CLOSED to members of the media.

PLAYER INTERVIEWS

Player interviews should be arranged through the Auburn Media Relations Office. The following are the opportunities for player interviews, including phone interviews: Sunday post-practice, Tuesday from 12-1 p.m. following Coach Gene Chizik's press conference, and Tuesday post-practice. Player requests for Tuesday's press conference should be given to Brad Gust at least 24 hours in advance.

PLAYERS ARE OFF-LIMITS WEDNESDAY-FRIDAY.

ASSISTANT COACH INTERVIEWS

Auburn assistant coaches will be available to the media post-practice according to the following schedule: Sunday - Defensive coordinator Ted Roof; Tuesday - Offensive coordinator Gus Malzahn; Wednesday - All other assistants.

MEDIA WEB SITE - COLLEGEPRESSBOX.COM

Media can access notes, quotes, stats, media information and much more from Auburn and its opponents on the SEC section of CollegePressBox.com. To access the site, visit www.collegepressbox.com (username: secmedia; password: birmingham). This information should not be published to the general public.

SUNDAY

AUBURN FOOTBALL REVIEW

The Auburn Football Review with coach Gene Chizik is uplinked each Sunday morning. The 30-minute show is useful for highlights and sound bites. For more information, contact the Auburn ISP Sports Network (334) 826-2929.

GENE CHIZIK TELECONFERENCE

Coach Chizik will typically be available to Auburn and opponents' beat writers, as well as other selected members of the media, each Sunday afternoon at 4:30 p.m. in the Media Relations office and on a teleconference for media only **starting Sept. 6**. For more information, contact Kirk Sampson at (334) 844-9800.

Time: 4:30 p.m. (Sundays)

Phone: 1 212-812-4494 and enter 2884 4377*

*NOTE: This phone number should be kept confidential and limited to working news media.

TUESDAY

GENE CHIZIK PRESS CONFERENCE

Each Tuesday at **11:30 a.m.** in the auditorium of the Auburn Athletic Complex, Auburn will hold its weekly football press conference with head coach Gene Chizik. The press conference can also be accessed by the media in a listen only mode by dialing 1-212-812-4494, enter 2884 4377. Following Coach Chizik's press

conference, selected players will be available in the Rane Room from 12-1 p.m. Players who were not present at the press conference will also be available post-practice on Tuesdays.

AUBURN GAME WEEK FEED

The Auburn Media Relations office provides a weekly satellite feed for the 2009 football season. These feeds include interviews, game footage and other feature material. The feed is each Tuesday prior to a game. To secure coordinates and times for the feeds contact Steve Sain at (334) 844-9809.

WEDNESDAY

SEC TELECONFERENCE

Each of the SEC coaches are featured on a teleconference each Wednesday at 10 a.m. **Coach Chizik begins at 11:40 a.m.** Contact the SEC office for teleconference phone numbers.

THURSDAY

TIGER TALK

Coach Chizik's comments may be heard on the Auburn ISP Sports Network beginning at 7 p.m. each Thursday night. The one-hour weekly radio show offers Auburn fans the opportunity to call with questions regarding the Auburn football team. Tiger Talk can also be heard on Auburn's internet site, www.auburntigers.com. For more information contact the Auburn ISP Sports Network, (334) 826-2929.

SATURDAY

AUBURN GAMEDAY FEED

Auburn offers a satellite feed following home football games which are not televised.

AUBURN MEDIA RELATIONS

AU FOOTBALL on the WWW

www.auburntigers.com

HOW TO CONTACT (AC 334)

Media Relations (Complex)	844-9800
Media Relation FAX (Complex)	844-9807
Kirk Sampson home	887-0839
cell	750-1385
e-mail:	sampska@auburn.edu
Brad Gust home	501-2239
cell:	750-1030
e-mail:	gustbra@auburn.edu
Bob Grant home/cell	740-0934
e-mail:	grantrs@auburn.edu
Todd Van Emst (photographer) home/cell	740-1380
e-mail:	vanemtj@auburn.edu
Steve Sain home	502-9604
Satellite Uplink	844-5707

2009 Auburn Football Game Recaps

GAME 1	LOUISIANA TECH	13
	AUBURN	37
	September 5, 2009 Jordan-Hare Stadium (81,143) • Auburn, Ala.	

Carrying a three-point lead into the locker room at halftime, the Auburn offense erupted for 24 second-half points en route to a 37-13 season-opening win over Louisiana Tech under the lights at Jordan-Hare Stadium. The win was also the first for Gene Chizik as Auburn's head coach.

The Tigers put up a balanced 556 yards of total offense in the victory with 301 rushing yards and 255 passing yards. Starting quarterback Chris Todd hit his target on 17-of-26 attempts for two touchdowns and no interceptions.

The highlight of the night for Todd came early in the second half following an interception by freshman Daren Bates. Auburn took over possession at its own 2-yard-line and on third down, Todd found Terrell Zachery down the right sideline for a 93-yard touchdown pass. The play is the longest from scrimmage in Auburn history.

Junior kicker Wes Byrum got the scoring started for Auburn in the first quarter, hitting a 25-yard field goal on the Tigers' first possession.

Louisiana Tech took its only lead of the game at the 5:00 mark of the first quarter as Dennis Morris caught a 19-yard pass from Ross Jenkins. Auburn retaliated on its next possession as Kodi Burns scored the team's first touchdown of the season on a 1-yard run.

With 23 seconds remaining in the first half, Louisiana Tech looked poised to take a 10-10 tie into the locker room following a 20-yard field goal by Matt Nelson, but Auburn marched back down the field, gaining 29 yards on three plays, to set up the 49-yard field goal by Byrum with no time left on the clock for the 13-10 lead.

The Tigers' momentum continued to roll as the third quarter started, beginning with the record-setting touchdown from Todd to Zachery at the 10:59 mark. Byrum connected on his final field goal of the game at the 4:28 mark of the period to give Auburn a 23-10 lead. Tech would follow up on its next possession with a field goal of its own by Nelson, cutting the lead to 23-13.

The Auburn defense kept the Bulldogs scoreless in the fourth quarter, capping off a half in which it gave up only 102 yards of total offense.

With 12:45 left in the game, Todd connected with sophomore Darvin Adams for his first career touchdown on a 17-yard pass. True freshman Onterio McCalebb followed with 5:27 remaining in the game with his first career touchdown as well, scoring on a 3-yard run.

McCalebb finished the game with a game-high 148 yards of rushing, becoming the first Auburn true freshman to run for more than 100 yards in a season opener since Bo Jackson accomplished the feat with 123 yards against Wake Forest in 1982.

McCalebb was not the only 100-yard rusher on the team as senior Ben Tate racked up 118 of his own, marking the first time since 2007 against New Mexico State for Auburn to have two 100-yard rushers. Tate also hit another milestone in the game as he became the 13th Auburn player ever to amass 2,000 career rushing yards. He finished the game with a total of 2,076, ranking him 12th all-time at Auburn.

Zachery led the Auburn receiving corps with 98 yards, followed by Mario Fannin with 82 and Adams with 65.

On the defensive end, Zac Etheridge, Craig Stevens and Josh Bynes finished with eight tackles each to lead the Tigers. Senior Antonio Coleman finished with seven tackles and a sack, giving him 15.5 on his career and a tie for 10th all-time at Auburn in the category.

With the win, Auburn holds an 11-0-1 record all-time against Louisiana Tech and is 90-25-2 in season-opening games.

GAME 2	MISSISSIPPI STATE	24
	AUBURN	49
	September 12, 2009 Jordan-Hare Stadium (85,269) • Auburn, Ala.	

Kodi Burns accounted for four of Auburn's touchdowns, throwing one and running in three, and Onterio McCalebb and Ben Tate each topped the 100-yard rushing mark for the second straight game as Auburn pulled away from Mississippi State with 28 unanswered points to win 49-24 on Saturday night.

Tate carried it 20 times for a career-high 157 yards and a touchdown while McCalebb rushed for 114 yards on 16 carries with a touchdown, becoming the first pair of Auburn running backs to top the 100-yard rushing mark in back-to-back games.

Burns had nine rushes for 32 yards, scoring on three 1-yard runs, and also was 1-for-1 passing for 13 yards and a touchdown.

Ahead 28-17 at the half, Auburn touched twice in the third quarter as Burns threw his fifth career touchdown pass, a strike to Philip Lutzenkirchen to go up 35-17, and then Tate ran it in from 35 yards out for his first touchdown of the season to put Auburn up 42-17.

Mississippi State had scored 17 consecutive points to take a 17-14 lead with 4:44 left in the second quarter before Auburn answered with two late second-quarter touchdowns. A 1-yard run by Anthony Dixon and a Sean Brauchle 29-yard field goal brought Mississippi State to within four, 14-10, before Robert Elliott returned a blocked Clinton Durst punt for the 17-10 lead.

McCalebb's touchdown, a 48-yard run around the left end, regained the lead for Auburn, 21-17, before Burns scored from 1 yard out with 16 seconds left in the half.

Auburn went up 7-0 on its first possession of the game as Burns capped an eight-play, 73-yard scoring drive with a one-yard rush up the middle for his first touchdown of the game.

An Antonio Coleman 20-yard interception return of a Chris Relf pass put Auburn ahead, 14-0, with 2:21 remaining in the first quarter. The interception was the first of Coleman's career and the touchdown was the second of his career, following a fumble return in the 2007 season-opener against Kansas State.

Burns closed out Auburn's scoring with his third touchdown run of the game with 5:56 remaining as Auburn moved to 2-0 on the season.

Chris Todd was 10-of-23 for 186 yards. Most of those passes went to Darvin Adams as he finished the night with five catches for 116 yards. Along with Tate and McCalebb, Adams combined to mark the first time ever for Auburn to have two 100-yard rushers and a 100-yard receiver in the same game.

McCalebb became the first player in Auburn history to top 100-yards rushing in his first two career games.

Auburn's 49 points were the most it has scored in a SEC game since scoring 49 at Kentucky in 2005. With 589 yards of total offense, it also marked the first time that Auburn had 500 or more yards of total offense in back-to-back games since 1970, when the Tigers had 566 yards against Florida and 664 against Mississippi State.

Defensively for Auburn, Zac Etheridge and Josh Bynes led the way with eight tackles each. Neiko Thorpe and Craig Stevens chipped in seven tackles with two of Stevens' coming for loss. Making his first career appearance as a Tiger, sophomore Eltoro Freeman followed with six tackles.

With the win, Auburn now holds a 58-23-2 all-time record over Mississippi State and is 43-28-5 in SEC openers.

SCORING SUMMARY		
Louisiana Tech	3	3 0 — 13
Auburn	3	10 14 — 37

AU - Byrum 25 yd field goal, 9:24, 1st		
LT - Morris 19 yd pass from Jenkins (Nelson kick), 5:00, 1st		
AU - Burns 1 yd run (Byrum kick), 1:33, 1st		
LT - Nelson 20 yd field goal, 0:23, 2nd		
AU - Byrum 49 yd field goal, 0:00, 2nd		
AU - Zachary 93 yd pass from Todd (Byrum kick), 10:59, 3rd		
AU - Byrum 47 yd field goal, 4:28, 3rd		
LT - Nelson 46 yd field goal, 0:52, 3rd		
AU - D. Adams 17 yd pass from Todd (Byrum kick), 12:45, 4th		
AU - McCalebb 3 yd run (Byrum kick), 5:27, 4th		

TEAM STATISTICS	LT	AU
First Downs	19	27
Rushes-Yards	37-96	52-301
Passing Yards	149	255
Comp-Att-Int	18-33-1	17-27-0
Total Plays-Yards	70-245	79-556
Punts-Avg.	6-38.3	2-41.0
Fumbles/Lost	3/1	3/2
Penalties-Yards	3-30	8-87
3rd Down Conv.	5-of-14	8-of-13
Time of Possession	31:23	28:37

INDIVIDUAL STATISTICS	
RUSHING: (LT) - Porter 17-56; Jenkins 10-36; Morrow 1-6; Duplessis 5-6; Compton 1-2; Livas 1-1; Fite 1-minus 2; TEAM 1-minus 9. (AU) - McCalebb 22-148; Tate 20-117; Burns 8-23; Zachery 1-10; Todd 1-3.	
PASSING: (LT) - Jenkins 18-33-1-149. (AU) - Todd 17-26-0-255; Burns 0-1-0-0.	
RECEIVING: (LT) - Livas 5-43; Tuminello 3-26; Morris 2-30; Fite 2-17; Porter 2-13; Mitchell 1-8; Stuart 1-7; Linwood 1-5; Morrow 1-0. (AU) - Fannin 8-82; D. Adams 4-65; Zachery 3-98; Tate 2-10.	

SCORING SUMMARY		
Mississippi State	17	0 7 — 24
Auburn	14	14 14 7 — 49

AU - Burns 1 yd run (Byrum kick), 8:13, 1st		
AU - Coleman 20 yd interception return (Byrum kick), 2:21, 1st		
MS - Dixon 1 yd run (Brauchle kick), 12:05, 2nd		
MS - Brauchle 29 yd field goal, 7:20, 2nd		
MS - Elliott 10 yd blocked punt return (Brauchle kick), 4:44, 2nd		
AU - McCalebb 48 yd run (Byrum kick), 3:08, 2nd		
AU - Burns 1 yd run (Byrum kick), 0:16, 2nd		
AU - Lutzenkirchen 13 yd pass from Burns (Byrum kick), 3:52, 3rd		
AU - Tate 35 yd run (Byrum kick), 1:19, 3rd		
MS - Ducre 1 yd pass from Lee (Brauchle kick), 11:15, 4th		
AU - Burns 1 yd run (Byrum kick), 5:56, 4th		

TEAM STATISTICS	MS	AU
First Downs	14	29
Rushes-Yards	38-167	59-390
Passing Yards	130	199
Comp-Att-Int	11-21-2	11-24-0
Total Plays-Yards	59-297	83-589
Punts-Avg.	6-45.2	5-28.8
Fumbles/Lost	0/0	2/0
Penalties-Yards	10-89	5-40
3rd Down Conv.	5-of-14	6-of-13
Time of Possession	28:57	31:03

INDIVIDUAL STATISTICS	
RUSHING: (MS) - Dixon 20-92; Relf 7-52; Ducre 4-14; Lee 3-9; Stallworth 1-3; Elliott 2-minus 1; TEAM 1-minus 2. (AU) - Tate 20-157; McCalebb 16-114; Fannin 9-75; Burns 9-32; Smith 3-8; Todd 1-6; Team 1-minus 2.	
PASSING: (MS) - Relf 5-11-2-77; Lee 6-10-0-53. (AU) - Todd 10-23-0-186; Burns 1-1-0-13.	
RECEIVING: (MS) - Berry 4-60; McRae 3-33; Wilder 1-25; Bumphis 1-8; Green 1-3; Ducre 1-1. (AU) - Adams 5-116; Zachery 2-41; Wisner 1-24; Lutzenkirchen 1-13; Fannin 1-3; Burns 1-2.	

2009 Auburn Football Game Recaps

GAME 3	WEST VIRGINIA	30
	AUBURN	41
	September 19, 2009 Jordan-Hare Stadium (87,451) • Auburn, Ala.	

A year earlier in Morgantown, W.Va., it was Auburn that took a 17-10 lead into the locker room at halftime, only to have the West Virginia Mountaineers out-score the Tigers 24-0 in the second half for the come-from-behind win. Auburn returned the favor Saturday, out-scoring West Virginia 31-9 after spotting the Mountaineers a 21-10 lead to pick up the 41-30 victory and improve to 4-0.

With Auburn's running game, that had averaged more than 300 yards per game in the first two games of the season, limited to just 100 yards against the Mountaineers, the Tigers had to go in another direction to get points on the board. The direction ended up being senior quarterback Chris Todd as he threw for career highs of 284 yards and four touchdown passes. Todd was 16-of-31 on the night, including an 82-yard pass to Mario Fanin that tied the game in the third quarter.

West Virginia took the early lead in the game as Noel Devine ran in for two touchdowns in the first five minutes, including a 71-yard run to put WVU up 14-0. Auburn countered with a 46-yard Wes Byrum field goal to put the Tigers on the board. Senior defensive end Antonio Coleman recovered a fumble at the West Virginia 45-yard line on the Mountaineers next possession, helping to set up a 16-yard pass from Todd to Darvin Adams to cut the WVU lead to four at 14-10. The reception was the first of three Touchdown catches on the night for Adams, making him the first Auburn player to tally three touchdown passes in a game in more than 20 years.

The Mountaineers closed out the first quarter with its third touchdown of the period as quarterback Jarrett Brown found Jock Sanders in the end zone for a 6-yard touchdown pass.

Auburn cut away the West Virginia lead in the second quarter, beginning with a 42-yard Byrum field goal. The field goal was the result of a Neiko Thorpe interception. The Tigers marched back up the field in its next possession, capping it off with a 4-yard touchdown pass from Todd to Adams to cut the WVU lead to one at 21-20.

West Virginia scored its final touchdown of the night halfway through the third quarter as Devine took off for 12 yards to extend the Mountaineer lead to 27-20. Tyler Bitancourt missed the ensuing extra-point attempt, setting up the opportunity for Auburn to tie the game on its next possession.

Less than a minute after the West Virginia touchdown, Todd rolled out of the pocket and found Fanin open on the right side. Fanin cut through the Mountaineer defense to streak down the field 82 yards for the touchdown. Byrum's extra-point tied the game at 27-27.

West Virginia took its final lead late in the third quarter on a Bitancourt field goal, 30-27. Auburn shut the Mountaineers out in the fourth quarter, taking the lead on a 17-yard touchdown pass from Todd to Adams early in the period and sealing the victory with a 15-yard Craig Stevens interception return for a touchdown to give Auburn a 41-30 lead.

Fanin's 82-yard reception led the team in receiving yards, followed by Adams with three touchdowns and 80 yards on six receptions. Eric Smith followed with 67 yards on three receptions.

Ben Tate led the Auburn rushing attack with 81 yards on 19 attempts. Onterio McCalebb followed with 25 total yards.

Defensively for Auburn, Josh Bynes led the team with 12 tackles and an interception while Stevens tallied 11 tackles and an interception. Also picking off passes in the game were Walter McFadden, Thorpe and lineman Jake Ricks.

With the win, Auburn and West Virginia are now tied in the all-time series, 1-1. The game was also delayed by 1:03 due to lightning.

GAME 4	BALL STATE	30
	AUBURN	54
	September 26, 2009 Jordan-Hare Stadium (83,118) • Auburn, Ala.	

Chris Todd tied an Auburn record with five touchdown passes as the Tigers tallied 560 yards of total offense in a 54-30 win over Ball State. The game marked the second in a row to have a delayed start as thunderstorms in the area forced the game to move from its 6 p.m. scheduled kickoff time to 6:30 p.m.

Ball State struck first against the Tigers, recovering a muffed punt on Auburn's 18-yard line. Four plays later, MiQuale Lewis took the ball around the right side to get Ball State in the end zone at the 12:26 mark in the opening period for its only lead of the game.

Following a Ball State fumble, the Tigers moved the ball to the BSU 6-yard-line, setting up a pass from Todd to Tommy Trott, giving the senior his first touchdown reception of the year with 2:53 remaining in the first quarter.

Heading into the second quarter with the game tied, 7-7, Auburn managed to put up a near record-setting performance while limiting the Cardinals to just a field goal. The Tigers tallied 26 points in the period with three touchdowns and a safety, giving Auburn its highest scoring quarter since racking up 28 against Tennessee-Chattanooga on Sept. 9, 1995.

Terrell Zachery accounted for two of the touchdowns, picking up a 46-yarder at the 13:47 mark and a 65-yarder with 8:22 left in the half. Onterio McCalebb also picked up a touchdown, running in for a yard at the 12:20 mark, immediately after a 62-yard rush put the Tigers in scoring position.

Byrum picked up his first and only field goal of the night with seven second left in the half, connecting on a 32-yard attempt.

The defense also got on the board at the 12:53 mark of the quarter as Josh Bynes tackled Ball State's Lewis in the end zone.

Ball State kicker Ian McGarvey gave the Cardinals their lone points of the quarter, connecting on a 33-yard field goal with 2:35 left in the first half to cut the lead to 30-10.

Auburn made good on its first possession of the second half, taking the opening kickoff and marching down the field to set up a 26-yard pass from Todd to Darvin Adams at the 11:39 mark of the third quarter.

Ball State answered on its next possession as quarterback Page kept the ball on a fake and ran 21 yards for the touchdown.

Auburn did not back down as Todd caught Mario Fanin with a pass in the flat that turned into a 36-yard touchdown reception.

The Cardinals put up 13 fourth-quarter points. Page found Fakes for a 1-yard touchdown pass while McGarvey connected on a pair of field goals.

Neil Caudle gave the Tigers their lone points of the quarter, breaking away for a 52-yard run for a touchdown.

Todd finished the night with 19 completions on 26 attempts for a career-high 287 yards and five touchdowns. Two of those touchdowns went to Zachery, who finished the night with 122 receiving yards on five catches. Adams followed with 73 on five receptions while Fannin was third on the team with 55 yards on three catches.

McCalebb led the Auburn rushing attack with 83 yards and a touchdown. Ben Tate finished second with 63 yards, but led the team in all-purpose yards with 139 after racking up 58 yards from kick returns.

Defensively for Auburn, the Tigers were led by Daren Bates' seven tackles. Josh Bynes, Neiko Thorpe, Craig Stevens and Harris Gaston each finished with six tackles on the night while Bates, Stevens, Dee Ford, Antonio Coleman and Mike Blanc combined for Auburn's five quarterback sacks.

With the win, Auburn improves to 3-0 all-time against Ball State and 7-0 all-time against teams from the Mid-American Conference.

SCORING SUMMARY						
West Virginia21	0	9	0	—	30
Auburn10	10	7	14	—	41

TEAM STATISTICS			
	WVU	AU	
First Downs	23	20	
Rushes-Yards	39-207	41-100	
Passing Yards	302	300	
Comp-Att-Int	24-41-5	17-33-1	
Total Plays-Yards	80-509	74-400	
Punts-Avg.	2-49.5	5-44.0	
Fumbles/Lost	1/1	1/0	
Penalties-Yards	4-45	5-37	
3rd Down Conv.	10-of-15	9-of-18	
Time of Possession	32:45	27:15	

INDIVIDUAL STATISTICS			
RUSHING: (WVU) - Devine 15-128; Brown 19-66; Clarke 2-10; Sanders 2-5; Smith 1-minus 2. (AU) - Tate 19-75; McCalebb 8-20; Burns 7-10; Zachery 1-9; Fannin 1-0; Todd 5-minus 14.			
PASSING: (WVU) - Brown 18-32-4-221; Smith 5-8-5-10; Starks 1-1-0-31. (AU) - Todd 16-31-1-284; Burns 1-2-0-16.			
RECEIVING: (WVU) - Sanders 12-115; Arnett 4-61; Lyons 3-30; Starks 2-65; Devine 2-26; Austin 1-5. (AU) - Adams 6-80; Smith 4-74; Trott 2-20; Fannin 1-82; Wisner 1-16; Zachery 1-15; Burns 1-8; Tate 1-5.			

SCORING SUMMARY						
Ball State7	3	7	13	—	30
Auburn7	26	14	7	—	54

TEAM STATISTICS			
	BSU	AU	
First Downs	19	21	
Rushes-Yards	44-146	34-254	
Passing Yards	114	306	
Comp-Att-Int	18-30-0	21-29-1	
Total Plays-Yards	74-260	63-560	
Punts-Avg.	4-41.2	2-43.5	
Fumbles/Lost	2/2	2/1	
Penalties-Yards	4-23	9-86	
3rd Down Conv.	5-of-15	4-of-10	
Time of Possession	35:56	24:04	

INDIVIDUAL STATISTICS			
RUSHING: (BSU) - Williams 11-59; Sykes 7-44; Lewis 15-44; Page 9-3; Justice 2-minus 4. (AU) - McCalebb 8-83; Tate 13-63; Caudle 1-52; Smith 7-47; Zachery 1-6; Todd 1-2; Burns 1-2; Hooper 2-minus 1.			
PASSING: (BSU) - Page 16-28-0-101; Justice 2-2-0-13. (AU) - Todd 19-26-0-287; Caudle 2-3-1-19.			
RECEIVING: (BSU) - Orsborn 7-35; Hill 3-20; Gibson 2-15; Fakes 2-14; Ifft 2-13; Lewis 1-19; Page 1-minus 2. (AU) - Zachery 5-122; Adams 5-73; Fannin 3-55; Tate 3-18; Stallworth 2-21; Lutzenkirchen 1-14; Trott 1-6; McCalebb 1-minus 3.			

2009 Auburn Football Game Recaps

GAME 5	AUBURN	26
	TENNESSEE	22
October 3, 2009		
Neyland Stadium (102,941) • Knoxville, Tenn.		

Wes Byrum connected on a career-high four field goals while the Auburn offense racked up more than 400 yards of offense for the fifth time this season as the Tigers (5-0, 2-0 SEC) pulled out the 26-22 win over Tennessee (2-3, 0-2 SEC) at Neyland Stadium in Knoxville, Tenn.

The game was Auburn's first road game of the season and extended its winning streak to five games over the Volunteers, surpassing the previous record of four-straight victories from 1961-64. The Tigers also pulled out the win in front of a crowd 102,941, the third-largest crowd Auburn has ever competed in front of.

Auburn scored twice in the first quarter with Byrum connecting on a pair of field goals. His first was a 29-yarder at the 5:01 mark in the quarter while the second was a 43-yarder at the 3:36 mark.

Ben Tate scored Auburn's first touchdown of the game at the 8:07 mark of the second quarter, breaking away on an 11-yard run to extend the Tiger lead. Byrum's kick put Auburn ahead 13-0.

Tennessee got on the board with 28 seconds remaining in the first half as Montario Hardesty rushed in for a yard, cutting the Auburn lead to 13-6. Auburn's Nick Fairley blocked the extra-point attempt by Tennessee's Daniel Lincoln, giving the Tigers their first blocked kick of the season.

The Tigers struck first in the second half with Byrum picking up his third field goal of the night, connecting on a 19-yard attempt with 9:34 left in the third quarter.

Auburn extended the lead to 23-6 at the 13:41 mark of the fourth quarter as Chris Todd connected with Terrell Zachary on an 11-yard touchdown reception. Byrum made good on the extra-point attempt following the touchdown.

Tennessee struck back at the 11:36 mark with a 31-yard pass from Jonathan Crompton to Hardesty. Lincoln connected on the extra-point attempt to close to the gap to 23-13.

But, Auburn and Byrum put the win away with a 22-yard field goal with 39 seconds left to play. The Volunteers marched up the field on the ensuing possession, culminating with a 32-yard pass from Crompton to Denarius Moore with no time left on the clock, but it was all for naught as Auburn held on for the 26-22 win.

Onterio McCalebb led Auburn with 204 all-purpose yards, tallying 51 rushing yards while leading the team with 62 receiving yards and 91 kick-return yards. Tate finished the game with a team-high 128 rushing yards, marking the third time this year and eighth time in his career that he has rushed for more than 100 yards.

Todd completed 19-of-32 passes for 235 yards in the win, connecting on passes to eight different receivers. It marked Todd's fourth game this season with more than 200 passing yards.

Eric Smith finished with 45 receiving yards on three catches, trailing McCalebb's 62 yards on three receptions. Mario Fanin was the most popular target for the Tigers, catching six passes for 25 yards.

Defensively for Auburn, Craig Stevens led the team with 11 tackles, one of which came for loss, and a pass breakup. Josh Bynes was right behind him with nine tackles, two pass breakups and a fumble recovery, his second of the season. Daren Bates and Neiko Thorpe each recorded seven tackles in the win.

With the win, Auburn now leads the series against Tennessee, 27-21-3, and is 9-14-1 when playing in Knoxville, Tenn.

SCORING SUMMARY

Auburn	6	7	3	10	—	26
Tennessee	0	6	0	16	—	22

- AU - Byrum 29 yd field goal, 5:01, 1st
- AU - Byrum 43 yd field goal, 3:36, 1st
- AU - Tate 11 yd run (Byrum Kick), 8:07, 2nd
- UT - Hardesty 1 yd run (Lincoln kick blocked), 0:28, 2nd
- AU - Byrum 19 yd field goal, 9:34, 3rd
- AU - Zachery 11 yd pass from Todd (Byrum Kick), 13:41, 4th
- UT - Hardesty 31 yd pass from Crompton (Lincoln kick), 11:36, 4th
- UT - Lincoln 26 yd field goal, 4:19, 4th
- AU - Byrum 22 yd field goal, 0:39, 4th
- UT - Moore 32 yd pass from Crompton, 0:00, 4th

TEAM STATISTICS

	AU	UT
First Downs	24	19
Rushes-Yards	48-224	29-151
Passing Yards	235	259
Comp-Att-Int	20-35-0	20-44-0
Total Plays-Yards	83-459	73-410
Punts-Avg	6-42.5	8-41.8
Fumbles/Lost	2/0	1/1
Penalties-Yards	3-35	4-30
3rd Down Conv.	6-of-17	4-of-17
Time of Possession	34:46	25:14

INDIVIDUAL STATISTICS

RUSHING: (AU) - Tate 25-128; McCalebb 13-51; Fannin 1-32; Burns 5-16; Stallworth 1-10; Todd 3-minus 13. (UT) - Hardesty 21-90; Richardson 1-41; Brown 3-14; Crompton 4-6.

PASSING: (AU) - Todd 19-32-0-218; Burns 1-3-0-17. (UT) - Crompton 20-43-0-259; TEAM 0-1-0-0.

RECEIVING: (AU) - Fannin 6-25; McCalebb 3-62; Smith 3-45; Adams 2-29; Zachery 2-28; Tate 2-17; Wisner 1-16; Trott 1-13. (UT) - Jones 7-75; Hancock 4-35; Hardesty 3-56; Moore 3-44; Stocker 2-46; Brown 1-3.

The Players



DARVIN ADAMS #89
WR

6-3 · 185 · So. · 1L
Kennesaw, Ga. (Harrison)
Education

2009 — Fourth in SEC/57th in NCAA in receiving yards per game, 72.6 pg ... Fifth in SEC /89th in NCAA in receptions per game, 4.40 pg ... Had first career start in season opener vs. Louisiana Tech, catching four passes for 65 yards including first career TD grab ... TD came on 17-yard pass from Chris Todd ... Set career high with 116 receiving yards and five catches in victory over Mississippi State ... Accounted for 58 percent of total receiving yardage (116 of 199) vs. Mississippi State ... Became first AU player to have at least three TD receptions in a game in 20 years (Alexander Wright vs. Pacific, 1989) with performance vs. West Virginia ... Set career-high with six catches, three for TD's, for 80 yards vs. Mountaineers ... Against Ball State, finished with five catches for 73 yards including a 26-yard TD catch ... Caught a pair of passes for 29 yards in victory over Tennessee ... Has at least two catches in every game this season.

ADAMS' CAREER RECEIVING STATS


YEAR	G/GS	NO	YDS	AVG	TD	LP/OPPONENT
2008	10/0	3	18	6.0	0	9/UT Martin
2009	5/3	22	363	16.5	5	30/Mississippi State
TOTALS	15/3	25	381	15.2	5	30/Mississippi State

ADAMS' CAREER GAME HIGH STATS

	No.	Opponent	Date
Receptions	6	West Virginia	9/19/09
Rec. Yards	116	Mississippi State	9/12/09
Rec. TDs	3	West Virginia	9/19/09

ADAMS' GAME-BY-GAME RECEIVING STATS

DATE	OPPONENT	REC	YDS	AVG	TD	TD REC
9/5/09	* LOUISIANA TECH	4	65	16.3	1	17
9/12/09	* MISSISSIPPI STATE	5	116	23.2	0	--
9/19/09	WEST VIRGINIA	6	80	13.3	3	16, 4, 17
9/26/09	* BALL STATE	5	73	14.6	1	26
10/3/09	at Tennessee	2	29	14.5	0	--
10/10/09	at Arkansas					
10/17/09	KENTUCKY					
10/24/09	at LSU					
10/31/09	OLE MISS					
11/7/09	FURMAN					
11/14/09	at Georgia					
11/27/09	ALABAMA					



DAREN BATES #25
DB

5-11 · 195 · Fr. · HS
Olive Branch, Miss. (Olive Branch)
Undecided

2009 — Started at safety in season opener vs. Louisiana Tech ... Recorded AU's only interception of the game, making a leaping grab at the AU 2-yard line to halt a Tech scoring threat ... Had three assisted tackles and two QB hurries in SEC opener vs. Mississippi State ... Totaled four solo tackles vs. West Virginia ... Led Tigers with seven tackles vs. Ball State ... Also registered half a sack (minus 12 yards) and 1.5 TFLs (minus 14 yards) vs. Ball State ... Tied career high with seven tackles against Tennessee ... Six of his seven stops vs. the

Vols were solo ... Has 18 tackles in last three games (WVA, Ball St., UT) with 15 of those solo.

BATES' CAREER DEFENSIVE STATS

YEAR	G/GS	TT	UT	AT	TFL-YDS	QBS-YDS	FF/FR	PD	I/YDS
2009	5/5	24	16	8	1.5-14	0.5-12	0/0	2	1/0

BATES' GAME-BY-GAME DEFENSIVE STATS

DATE	OPPONENT	TT	UT	AT	PD	INT-YDS
9/5/09	* LOUISIANA TECH	3	1	2	1	1-0
9/12/09	* MISSISSIPPI STATE	3	0	3	0	0-0
9/19/09	* WEST VIRGINIA	4	4	0	0	0-0
9/26/09	* BALL STATE	7	5	2	1	0-0
10/3/09	* at Tennessee	7	6	1	0	0-0
10/10/09	at Arkansas					
10/17/09	KENTUCKY					
10/24/09	at LSU					
10/31/09	OLE MISS					
11/7/09	FURMAN					
11/14/09	at Georgia					
11/27/09	ALABAMA					



MIKE BERRY #66
OL

6-3 · 311 · Jr. · 2L
Antioch, Tenn. (Brentwood Academy)
Public Administration

2009 — Started at guard in season opener vs. Louisiana Tech and helped Tigers roll up 301 yards rushing and did not allow a sack on 27 passing attempts ... Registered six knockdown blocks vs. Tech ... Against Mississippi State, did not allow a sack in 24 pass attempts ... Totaled 4.5 knockdown blocks vs. Mississippi State ... Played every snap vs. West Virginia and totaled three knockdown blocks ... Finished 2.5 knockdown blocks vs. Ball State ... Registered six knockdown blocks and did not allow a sack against Tennessee ... Has 22 knockdown blocks on the season and part of line that has allowed two sacks in 148 pass attempts.



MIKE BLANC #93
DL

6-4 · 288 · Jr. · 2L
Pompano Beach, Fla. (Deerfield Beach)
Public Administration

2009 — Recorded a sack (minus 5 yards) to go with two total tackles in season opener vs. Louisiana Tech ... Sack vs. Tech was first since Ole Miss game in 2008 ... Started at defensive tackle vs. Mississippi State and registered four tackles and a pair of QB hurries ... Forced a fumble, registered one sack (minus 4 yards) and had two solo tackles in win vs. West Virginia ... Forced fumble was first of career ... Against Ball State, had half a sack (minus 3 yards) ... Recorded a pair of pass break-ups (first of career) to go with one solo tackle vs. Tennessee.

The Players

BLANC'S CAREER DEFENSIVE STATS

YEAR	G/GS	TT	UT	AT	TFL-YDS	QBS-YDS	FF/FR	PD	I/YDS
2007	12/0	6	3	3	0.0-0	0.0-0	0/0	0	0-0
2008	12/6	27	11	16	3.5-6	1.5-4	0/0	0	0-0
2009	4/3	10	5	5	2.5-12	2.5-12	1/0	2	0-0
Totals	29/10	43	19	24	6.0-18	4.0-16	1/0	2	0-0

BLANC'S GAME-BY-GAME DEFENSIVE STATS

DATE	OPPONENT	TT	UT	AT	TFL-YDS	QBS-YDS
9/5/09	LOUISIANA TECH	2	1	1	1.0-5	1.0-5
9/12/09	* MISSISSIPPI STATE	4	1	3	0.0-0	0.0-0
9/19/09	* WEST VIRGINIA	2	2	0	1.0-4	1.0-4
9/26/09	* BALL STATE	1	0	1	0.5-3	0.5-3
10/3/09	* at Tennessee	1	1	0	0.0-0	0.0-0
10/10/09	at Arkansas					
10/17/09	KENTUCKY					
10/24/09	at LSU					
10/31/09	OLE MISS					
11/7/09	FURMAN					
11/14/09	at Georgia					
11/27/09	ALABAMA					

BURNS' GAME-BY-GAME TOTAL OFFENSE STATS


DATE	OPPONENT	REC - TDs	PASS - TDs	RUSH - TDs	TOTAL - TDs
9/5/09	LOUISIANA TECH	0	0	23 - 1	23 - 1
9/12/09	* MISSISSIPPI STATE	2 - 0	13 - 1	32 - 3	45 - 4
9/19/09	WEST VIRGINIA	8 - 0	16 - 0	10 - 0	34 - 0
9/26/09	BALL STATE	0 - 0	0 - 0	2 - 0	2 - 0
10/3/09	at Tennessee	0 - 0	17 - 0	16 - 0	33 - 0
10/10/09	at Arkansas				
10/17/09	KENTUCKY				
10/24/09	at LSU				
10/31/09	OLE MISS				
11/7/09	FURMAN				
11/14/09	at Georgia				
11/27/09	ALABAMA				

BURNS' GAME-BY-GAME RUSHING STATS

DATE	OPPONENT	ATT	YDS	Avg.	TD	TD Runs
9/5/09	LOUISIANA TECH	8	23	2.9	1	1
9/12/09	* MISSISSIPPI STATE	9	32	3.6	3	1, 1, 1
9/19/09	WEST VIRGINIA	7	10	1.4	0	--
9/26/09	BALL STATE	1	2	2.0	0	--
10/3/09	at Tennessee	5	16	3.2	0	--
10/10/09	at Arkansas					
10/17/09	KENTUCKY					
10/24/09	at LSU					
10/31/09	OLE MISS					
11/7/09	FURMAN					
11/14/09	at Georgia					
11/27/09	ALABAMA					

BURNS' GAME-BY-GAME RECEIVING STATS

DATE	OPPONENT	REC	YDS	AVG	TD	TD REC
9/5/09	LOUISIANA TECH	0	0	0.0	0	--
9/12/09	* MISSISSIPPI STATE	1	2	2.0	0	--
9/19/09	WEST VIRGINIA	1	8	8.0	0	--
9/26/09	BALL STATE	0	0	0.0	0	--
10/3/09	at Tennessee	0	0	0.0	0	--
10/10/09	at Arkansas					
10/17/09	KENTUCKY					
10/24/09	at LSU					
10/31/09	OLE MISS					
11/7/09	FURMAN					
11/14/09	at Georgia					
11/27/09	ALABAMA					



KODI #18
BURNS WR
6-2 · 208 · Jr. · 2L
Fort Smith, Ark. (Northside)
Exercise Science

2009 — In multi-purpose role, rushed for 23 yards with a TD and was 0-for-1 passing in season opener vs. Louisiana Tech ... TD came on 1-yard run and gave AU a 10-7 lead ... Set career best with three rushing TDs and four total TDs in victory over Mississippi State ... All three rushing scores came from 1-yard out ... Also had a 13-yard TD pass ... Became first AU player to account for four TDs since 2003 when RB Carnell Williams rushed for six scores vs. Mississippi State .. All four rushing TDs have come from 1-yard out ... Rushed for 10 yards on seven carries and caught one pass for 8 yards vs. West Virginia ... Rushed one time for 2 yards against Ball State before leaving game with injury ... Hit 1-of-3 passes for 17 yards and rushed five times for 16 yards in victory over Tennessee ... Only pass completion vs. UT was to Terrell Zachery to set up AU field goal.

BURNS' CAREER PASSING STATS

YEAR	G/GS	CMP	ATT	PCT	YDS	INT	TD	LP/OPPONENT
2007	9/1	10	26	38.5	145	1	2	58/New Mexico State
2008	10/7	94	179	52.5	1,050	7	2	52/Ole Miss
2009	5/1	3	7	43.0	46	0	1	13/Mississippi State
Totals	24/9	107	212	50.5	1,241	8	5	58/New Mexico State

BURNS' CAREER RUSHING STATS

YEAR	G/GS	NO	YDS	AVG	TD	LP/OPPONENT
2007	9/1	54	203	3.8	3	18/Mississippi State
2008	10/7	98	411	4.2	5	58/UT Martin
2009	5/1	30	83	2.7	4	11/La. Tech
Totals	24/9	182	697	3.8	12	58/UT Martin

BURN'S CAREER GAME HIGH STATS

	No.	Opponent	Date
Completions	27	Ole Miss	11/1/08
Pass Attempts	43	Ole Miss	11/1/08
Pass Yards	319	Ole Miss	11/1/08
Pass TDs	1	4x (last vs. Mississippi State)	9/12/09
Interceptions	3	Ole Miss	11/1/08
Rush Attempts	22	Mississippi State	9/15/07
Rush Yards	158	UT Martin	11/8/08
Rush TDs	3	Mississippi State	9/12/09



JOSH #17
BYNES LB
6-2 · 239 · Jr. · 2L
Lauderdale Lakes, Fla. (Boyd Anderson)
Human Development and Family Studies

2009 — *T-Sixth in SEC in Tackles Per Game, 8.6 tpg* ... Started at LB in season opener vs. Louisiana Tech and tied for team lead with eight total tackles ... Has started nine consecutive games dating back to last season ... Tied for team lead with eight tackles vs. Mississippi State .. Has 16 tackles in two games, highest tackle total in two-game stretch of career ... Picked off QB Geno Smith with less than three minutes left to seal victory over West Virginia ... Finished with career-high 12 tackles vs. WVA, 1.0 coming on solo stops ... Against Ball State, registered first career fumble recovery, had 1.0 TFL (minus 3 yards) and had six tackles, five solo ... Forced a fumble, broke up two passes, had one QB hurry and finished with nine tackles in win over Tennessee ...

BYNES' CAREER DEFENSIVE STATS

YEAR	G/GS	TT	UT	AT	TFL-YDS	QBS-YDS	FF/FR	PD	I/YDS
2007	4/0	10	8	2	2.0-4	0.0-0	1/0	0	0-0
2008	12/8	53	24	29	3.0-7	0.0-0	0/0	4	3-33
2009	5/5	43	27	16	1.0-3	0.0-0	0/1	4	1-5
Totals	21/13	106	59	47	6.0-14	0.0-0	1/1	8	4-38

The Players

BYNES' CAREER GAME HIGH STATS

	No.	Opponent	Date
Tackles	12	West Virginia	9/19/09
Tackles for loss	2.0	Arkansas	10/11/08
Sacks	--		

BYNES' GAME-BY-GAME DEFENSIVE STATS

DATE	OPPONENT	TT	UT	AT	TFL-YDS	QBS-YDS
9/5/09	* LOUISIANA TECH	8	5	3	0.0-0	0.0-0
9/12/09	* MISSISSIPPI STATE	8	2	6	0.0-0	0.0-0
9/19/09	* WEST VIRGINIA	12	10	2	0.0-0	0.0-0
9/26/09	* BALL STATE	6	5	1	1.0-3	0.0-0
10/3/09	* at Tennessee	9	5	4	0.0-0	0.0-0
10/10/09	at Arkansas					
10/17/09	KENTUCKY					
10/24/09	at LSU					
10/31/09	OLE MISS					
11/7/09	FURMAN					
11/14/09	at Georgia					
11/27/09	ALABAMA					



WES #18
BYRUM K
6-2 · 209 · Jr. · 2L
Ft. Lauderdale, Fla. (St. Thomas Aquinas)
Business

CAREER — Has connected on two game-winning field goals, at Florida and at Arkansas, both in 2007 ... Has hit three field goals in a game six times.

2009 — Named SEC Special Teams Player of the Week (10/5) ... Named Lou Groza Star of the Week (10/5) ... Leads SEC in scoring (kick & overall), averaging 11.0 ppg ... T-First in SEC in FG's made ... T-First in FG percentage, 90.9 ... Was 3-for-3 in FG attempts and 4-4 on PAT tries in season opener vs. Louisiana Tech ... Hit long FG of 49 yards vs. Tech, marking longest FG since hitting 52-yarder on 9/6/08 vs. Southern Miss ... Three FG's also tied career best for the fifth time ... Also kicked off four times for 64.8 average vs. Tech ... Did not attempt a FG vs. Mississippi State ... Hit both FG attempts vs. West Virginia, connecting from 46 and 42 yards out ... Connected on only FG attempt vs. Ball State, from 32 yards out ... Four of six FG attempts have come from 40 yards or more ... Against Tennessee, accounted for 14 of team's 26 points hitting 4-of-5 FG attempts and a pair of PAT's ... The four FG's made and five attempts were both career highs ... Only miss came from 46 yards out and was first of season.

BYRUM'S CAREER KICKING STATS

YEAR	FG-A	Pct.	0-19	20-29	30-39	40-49	50+	PAT	Pts
2007	17-23	73.9	0-0	5-5	9-10	3-8	0-0	35-36	86
2008	11-19	57.9	2-2	2-3	3-6	3-7	1-1	22-23	55
2009	10-11	90.1	1-1	3-3	1-1	5-6	0-0	25-25	55
Totals	38-53	71.7	3-3	10-11	13-17	11-21	1-1	82-84	196

BYRUM'S CAREER GAME HIGH STATS

	No.	Opponent	Date
FG Attempts	5	2x (last vs. Tennessee)	10/3/09
FGs Made	4	vs. Tennessee	10/3/09

2009 Field Goal Sequence (Made/Missed):

9/5/09	LOUISIANA TECH: 29, 49, 47
9/12/09	MISSISSIPPI STATE: --
9/19/09	WEST VIRGINIA: 46, 42
9/26/09	BALL STATE: 32
10/3/09	at Tennessee: 29, 43, 46, 19, 22
10/10/09	at Arkansas
10/17/09	KENTUCKY
10/24/09	at LSU
10/31/09	OLE MISS
11/7/09	FURMAN
11/14/09	at Georgia
11/27/09	ALABAMA



ANTOINE #45
CARTER DE
6-4 · 263 · Jr. · 2L
Ft. Lauderdale, Fla. (Dillard)
Liberal Arts

2009 — Missed first three games of season due to injury ... Returned to play against Ball State ... Had three tackles, two solo, vs. Ball State ... Against Tennessee, only tackle of game was a TFL (minus 3 yards).

CARTER'S CAREER DEFENSIVE STATS

YEAR	G/GS	TT	UT	AT	TFL-YDS	QBS-YDS	FF/FR	PD	I/YDS
2007	13/0	16	8	8	4.0-23	1.5-16	0/0	1	0/0
2008	10/1	16	11	5	6.5-32	2.5-19	0/0	0	0/0
2009	2/0	4	2	1	1.0-3	0.0-0	0/0	0	0/0
Totals	25/1	36	21	14	11.5-58	4.0-35	0/0	1	0/0

CARTER'S CAREER GAME HIGH STATS

	No.	Opponent	Date
Tackles	4	New Mexico State	9/22/07
Tackles for loss	3.0	UT Martin	11/8/08
Sacks	1.0	3x (last vs. UT Martin)	11/8/08

CARTER'S GAME-BY-GAME DEFENSIVE STATS

DATE	OPPONENT	TT	UT	AT	TFL-YDS	QBS-YDS
9/5/09	LOUISIANA TECH					
9/12/09	MISSISSIPPI STATE					
9/19/09	WEST VIRGINIA					
9/26/09	BALL STATE	3	2	1	0.0-0	0.0-0
10/3/09	at Tennessee	1	1	0	1.0-3	0.0-0
10/10/09	at Arkansas					
10/17/09	KENTUCKY					
10/24/09	at LSU					
10/31/09	OLE MISS					
11/7/09	FURMAN					
11/14/09	at Georgia					
11/27/09	ALABAMA					

The Players



NEIL CAUDLE #19
QB
 6-3 · 200 · Jr. · SQ
 Hoover, Ala. (Spain Park)
 Building Science

2009 — Saw limited play in season opener vs. Louisiana Tech ... Had a pair of pass attempts wiped out by penalty vs. Mississippi State in limited action ... Against Ball State, hit 2-of-3 passes for 19 yards and scored on a 52-yard run in fourth quarter.

CAUDLE'S CAREER PASSING STATS

YEAR	G/GS	CMP	ATT	PCT	YDS	INT	TD	LP/OPPONENT
2007	1/0	0	3	.000	---	1	---	---
2008	2/0	4	5	80.0	32	0	---	16/UT Martin
2009	3/0	2	3	66.7	19	1	---	14/Ball State
Totals	6/0	6	11	54.5	52	2	---	16/UT Martin

CAUDLE'S GAME-BY-GAME PASSING STATS

DATE	OPPONENT	CMP	ATT	YDS	INT	TD
9/5/09	LOUISIANA TECH	0	0	0	0	0
9/12/09	MISSISSIPPI STATE	0	0	0	0	0
9/19/09	WEST VIRGINIA					
9/26/09	BALL STATE	2	3	19	1	0
10/3/09	at Tennessee					
10/10/09	at Arkansas					
10/17/09	KENTUCKY					
10/24/09	at LSU					
10/31/09	OLE MISS					
11/7/09	FURMAN					
11/14/09	at Georgia					
11/27/09	ALABAMA					



ZACH CLAYTON #98
DL
 6-3 · 281 · Jr. · 2L
 Opelika, Ala. (Opelika)
 Finance

2009 — Did not play in season opener vs. Louisiana Tech ... Recorded three tackles in first game of season vs. Mississippi State ... Had one solo tackle vs. West Virginia ... Against Ball State, had one TFL (minus 5 yards) to go with two total tackles ... Did not play vs. UT due to injury.

CLAYTON'S CAREER DEFENSIVE STATS

YEAR	G/GS	TT	UT	AT	TFL-YDS	QBS-YDS	FF/FR	PD	I/YDS
2007	10/0	8	4	4	0.5-2	0.0-0	0/0	0	0-0
2008	11/1	22	16	6	7.5-40	4.5-35	0/0	0	0-0
2009	3/0	6	3	3	1.0-5	0.0-0	0/0	0	0-0
Totals	24/1	36	23	13	9.0-47	4.5-35	0/0	0	0/0

CLAYTON'S GAME-BY-GAME DEFENSIVE STATS

DATE	OPPONENT	TT	UT	AT	TFL-YDS	QBS-YDS
9/5/09	LOUISIANA TECH					
9/12/09	MISSISSIPPI STATE	3	1	2	0.0-0	0.0-0
9/19/09	WEST VIRGINIA	1	1	0	0.0-0	0.0-0
9/26/09	BALL STATE	2	1	1	1.0-5	0.0-0
10/3/09	at Tennessee					
10/10/09	at Arkansas					
10/17/09	KENTUCKY					
10/24/09	at LSU					
10/31/09	OLE MISS					
11/7/09	FURMAN					
11/14/09	at Georgia					
11/27/09	ALABAMA					



ANTONIO COLEMAN #52
DE
 6-3 · 261 · Sr. · 3L
 Mobile, Ala. (Williamson)
 Graduate

CAREER — Has two touchdown returns, one fumble (vs. Kansas State 9/1/07) and one interception (vs. Miss. State 9/12/09) ... Has registered at least one tackle for loss in 19 of his last 30 games played ... Tied for sixth in career sacks with with 17.0 ... Needs 1.5 sacks to move into tie with Reggie Torbor (2000-03) for fifth with 18.5.

2009 — Named to Rotary Lombardi Defensive Lineman Award watch list, Chuck Bednarik Defensive Player of the Year Award watch list, Ted Hendricks Defensive End of the Year watch list and Lowe's Senior CLASS Award watch list ... T-ninth in SEC in sacks per game, 0.50 spg ... Recorded 2.5 TFLs with 1.0 sack and seven total tackles in season opener vs. Louisiana Tech ... Has started 14 of the last 14 games played (missed UT Martin game in '08 due to injury) ... Against Mississippi State, scored on 20-yard INT return to give AU a 14-0 lead ... INT was first of career ... Also had three tackles vs. Mississippi State ... Finished with 1.0 sack (minus 2 yards), 1.5 TFLs (minus 5 yards), one recovered fumble and one QB hurry to go with six total tackles vs. West Virginia ... Against Ball State, had half a sack (minus 3 yards), one pass break-up, one QB hurry to go with three total tackles ... Did not record a tackle vs. UT, snapping streak of 18 consecutive games with at least one tackle.

COLEMAN'S CAREER DEFENSIVE STATS

YEAR	G/GS	TT	UT	AT	TFL-YDS	QBS-YDS	FF/FR	PD	I/YDS
2006	13/0	18	14	4	1.0-3	0.0-0	0/0	0	0/0
2007	13/8	38	29	9	18.5-84	8.5-54	1/1	3	0/0
2008	11/11	46	29	17	10.5-43	1.0-33	1/0	1	0/0
2009	5/5	19	8	11	4.5-18	2.5-12	0/1	2	1/20
Totals	42/24	121	80	41	34.5-148	17.0-99	2/2	6	1/20

COLEMAN'S CAREER GAME HIGH STATS

	No.	Opponent	Date
Tackles	8	Georgia	11/10/07
Tackles for loss	4.0	Georgia	11/10/07
Sacks	2.0	Ole Miss	10/27/07

COLEMAN'S GAME-BY-GAME DEFENSIVE STATS


DATE	OPPONENT	TT	UT	AT	TFL-YDS	QBS-YDS
9/5/09	* LOUISIANA TECH	7	4	3	2.5-10	1.0-7
9/12/09	* MISSISSIPPI STATE	3	0	3	0.0-0	0.0-0
9/19/09	* WEST VIRGINIA	6	3	3	1.5-5	1.0-2
9/26/09	* BALL STATE	3	1	2	0.5-3	0.5-3
10/3/09	* at Tennessee	0	0	0	0.0-0	0.0-0
10/10/09	at Arkansas					
10/17/09	KENTUCKY					
10/24/09	at LSU					
10/31/09	OLE MISS					
11/7/09	FURMAN					
11/14/09	at Georgia					
11/27/09	ALABAMA					

The Players



JARED COOPER #79 OL
 6-4 · 3295 · So. · SQ
 Brewton, Ala. (W.S. Neal)
 History in Education

2009 — Saw limited playing time in every game.



CLAYTON CROFOOT #96 DS
 6-6 · 191 · Sr. · 1L
 Orlando, Fla. (The First Academy)
 Supply Chain Management-Business

CAREER — Awarded scholarship by coaching staff.

2009 — Holder on all field goal and PAT's.



CLINTON DURST #97 P
 6-1 · 191 · Sr. · 1L
 Destin, Fla. (Ft. Walton Beach)
 Marketing-Business

CAREER — Awarded scholarship by coaching staff.

2009 — Fifth in SEC/44th in NCAA in punting, 41.7 ypp ... Averaged 41.0 yards on two punts in season opener vs. Louisiana Tech ... Put one punt inside the 20-yard line vs. Tech ... Against Mississippi State, punted four times for 36.0 yard average and put two punts inside 20-yard line ... Averaged 44.0 yards on five punts vs. West Virginia with a long of 50 yards ... Against Ball State, punted twice for 43.5 ypp average ... Averaged 43.6 ypp on five attempts vs. Tennessee ... Pinned two punts inside 20-yard line vs. UT ... Had season long punt of 52 yards vs. UT.

DURST'S CAREER PUNTING STATS

YEAR	G	NO	YDS	AVG	IN20	LP/OPPONENT
2008	11	70	2947	42.1	18	58/Louisiana-Monroe
2009	5	18	751	41.7	6	52/Tennessee
Totals	16	88	3698	42.0	24	58/Louisiana-Monroe

DURST'S CAREER GAME HIGH STATS

	No.	Opponent	Date
Punts	9	3x (last at Alabama)	11/29/08
IN 20	4	Louisiana-Monroe	8/30/08

DURST'S GAME-BY-GAME PUNTING STATS

DATE	OPPONENT	NO	YDS	AVG	IN20	Long
9/5/09	LOUISIANA TECH	2	82	41.0	1	47
9/12/09	MISSISSIPPI STATE	4	144	36.0	2	45
9/19/09	WEST VIRGINIA	5	220	44.0	1	50
9/26/09	BALL STATE	2	87	43.5	0	50
10/3/09	at Tennessee	5	218	43.6	2	52
10/10/09	at Arkansas					
10/17/09	KENTUCKY					
10/24/09	at LSU					
10/31/09	OLE MISS					
11/7/09	FURMAN					
11/14/09	at Georgia					
11/27/09	ALABAMA					



BART EDDINS #53 OL
 6-4 · 297 · Jr. · 2L
 Montgomery, Ala. (Trinity Presbyterian)
 Agriculture Economics

2009 — Saw playing time in season opener vs. Louisiana Tech and SEC opener vs. Mississippi State ... Had one knockdown block vs. Mississippi State ... Totaled two knockdown blocks vs. Ball State ... In first career start, totaled a team-high eight knockdown blocks against Tennessee ... Is part of line that has allowed two sacks in 148 pass attempts.



NOSA EGUAE #94 DL
 6-2 · 244 · Fr. · HS
 Mansfield, Texas (Summit)
 Undecided

2009 — Has not played due to injury.

EGUAE'S CAREER DEFENSIVE STATS

YEAR	G/GS	TT	UT	AT	TFL-YDS	QBS-YDS	FF/FR	PD	I/YDS
2009	0/0	0	0	0	0.0-0	0.0-0	0/0	0	0/0

EGUAE'S GAME-BY-GAME DEFENSIVE STATS

DATE	OPPONENT	TT	UT	AT	TFL-YDS	QBS-YDS
9/5/09	LOUISIANA TECH					DID NOT PLAY
9/12/09	MISSISSIPPI STATE					DID NOT PLAY
9/19/09	WEST VIRGINIA					DID NOT PLAY
9/26/09	BALL STATE					DID NOT PLAY
10/3/09	at Tennessee					DID NOT PLAY
10/10/09	at Arkansas					
10/17/09	KENTUCKY					
10/24/09	at LSU					
10/31/09	OLE MISS					
11/7/09	FURMAN					
11/14/09	at Georgia					
11/27/09	ALABAMA					

The Players



ZAC #4
ETHERIDGE SS
 6-0 · 212 · Jr. · 2L
 Troy, Ala. (Charles Henderson)
 Public Administration

CAREER — Has started 29 consecutive games ... Has led or tied for lead in team tackles in five of last eight games dating back to 2008.

2009 — T-28th in SEC in Tackles Per Game, 5.8 tpg ... Tied for team lead with eight tackles in season opener vs. Louisiana Tech ... Six tackles were solo ... Also had one QBH and half a TFL (minus 2 yards) ... Tied for team lead with eight tackles, six solo, vs. Mississippi State ... Recorded 1.0 TFL for minus 7 yards to go with three total tackles vs. West Virginia ... Against Ball State, forced and recovered fumble to go with three total tackles ... Tallied six tackles, with five solo stops, in win over Tennessee ... Of 28 total tackles this season, 20 have been solo.

ETHERIDGE'S CAREER DEFENSIVE STATS

YEAR	G/GS	TT	UT	AT	TFL-YDS	QBS-YDS	FF/FR	PD	INT-YDS
2006	3/0	0	0	0	0.0-0	0.0-0	0/0	0	0-0
2007	12/12	65	39	26	1.5-7	0.5-6	2/1	5	0-0
2008	12/12	74	38	36	1.5-6	0.0-0	0/0	3	1-0
2009	5/5	28	20	8	1.5-9	0.0-0	1/1	0	0-0
Totals	32/29	168	97	70	4.5-22	0.5-6	3/2	8	1-0

ETHERIDGE'S CAREER GAME HIGH STATS

	No.	Opponent	Date
Tackles	11	vs. Alabama	11/29/08
Interceptions	1	vs. Southern Miss	9/06/08

ETHERIDGE'S GAME-BY-GAME DEFENSIVE STATS

DATE	OPPONENT	TT	UT	AT	PD	INT-YDS
9/5/09	* LOUISIANA TECH	8	6	2	0	0-0
9/12/09	* MISSISSIPPI STATE	8	6	2	0	0-0
9/19/09	* WEST VIRGINIA	3	1	2	0	0-0
9/26/09	* BALL STATE	3	1	2	0	0-0
10/3/09	* at Tennessee	6	5	1	0	0-0
10/10/09	at Arkansas					
10/17/09	KENTUCKY					
10/24/09	at LSU					
10/31/09	OLE MISS					
11/7/09	FURMAN					
11/14/09	at Georgia					
11/27/09	ALABAMA					



JONATHAN #35
EVANS LB
 5-11 · 207 · Fr. · HS
 Prichard, Ala. (Mattie T. Blount)
 Undecided

2009 — Recorded one assisted tackle in first collegiate action vs. Louisiana Tech ... Also had one tackle in SEC opener vs. Mississippi State ... Against Ball State, totaled two solo tackles ... Had a pair of solo stops in win over Tennessee.

EVANS' CAREER DEFENSIVE STATS

YEAR	G/GS	TT	UT	AT	TFL-YDS	QBS-YDS	FF/FR	PD	I/YDS
2009	5/0	6	4	2	0.0-0	0.0-0	0/0	0	0/0

EVANS' GAME-BY-GAME DEFENSIVE STATS

DATE	OPPONENT	TT	UT	AT	TFL-YDS	QBS-YDS
9/5/09	LOUISIANA TECH	1	0	1	0.0-0	0.0-0
9/12/09	MISSISSIPPI STATE	1	0	1	0.0-0	0.0-0
9/19/09	WEST VIRGINIA	0	0	0	0.0-0	0.0-0
9/26/09	BALL STATE	2	2	0	0.0-0	0.0-0
10/3/09	at Tennessee	2	2	0	0.0-0	0.0-0
10/10/09	at Arkansas					
10/17/09	KENTUCKY					
10/24/09	at LSU					
10/31/09	OLE MISS					
11/7/09	FURMAN					
11/14/09	at Georgia					
11/27/09	ALABAMA					



MARIO #27
FANNIN RB
 5-11 · 225 · Jr. · 2L
 Hampton, Ga. (Lovejoy)
 Undecided

2009 — Ninth in SEC in receptions per game, 3.8 ... Started and set career highs in receptions, eight, and receiving yards, 82, in season opener vs. Louisiana Tech ... Led team in receiving yards and catches vs. Tech ... Rushed for 75 yards on nine carries in SEC opener vs. Mississippi State ... Scored on 82-yard TD catch vs. West Virginia ... The 82-yard catch was longest offensive play of career and tied game at 27-27 in third quarter ... Against Ball State, hauled in three passes for 55 yards including 36-yard TD catch in third quarter ... Led Tigers with six receptions against Tennessee ... Totaled 25 yards receiving vs. Vols ... Also had one 32-yard rushing vs. UT.

FANNIN'S CAREER RUSHING STATS

YEAR	G/GS	NO	YDS	AVG	TD	LP/OPPONENT
2006	3/0	0	0	0.0	0	--
2007	13/2	84	448	5.3	5	67/New Mexico State
2008	12/3	54	238	4.4	1	35/Georgia
2009	5/3	11	107	9.7	0	32/Tennessee
Totals	33/8	149	793	5.3	6	67/New Mexico State

FANNIN'S CAREER KOR STATS

YEAR	G	NO	YDS	AVG	TD	LP/OPPONENT
2006	3/0	0	0	0.0	0	--
2007	13/2	19	399	21.0	0	40/Mississippi State
2008	12/3	11	248	22.5	0	69/West Virginia
2009	5/3	5	119	23.8	0	33/Ball State
Totals	33/8	35	766	21.9	0	69/West Virginia

FANNIN'S CAREER RECEIVING STATS

YEAR	G/GS	NO	YDS	AVG	TD	LP/OPPONENT
2006	3/0	0	0	0.0	0	--
2007	13/2	18	176	9.8	2	22/Clemson
2008	12/3	20	223	11.2	2	52/Georgia
2009	5/3	19	247	13.0	2	82/West Virginia
Totals	33/8	57	646	11.3	6	82/West Virginia

FANNIN'S CAREER GAME HIGH STATS

	No.	Opponent	Date
Rush Attempts	15	New Mexico State	9/22/07
Rush Yards	103	New Mexico State	9/22/07
Rush TDs	3	New Mexico State	9/22/07
Receptions	8	Louisiana Tech	9/5/09
Rec. Yards	82	2x (last vs. West Virginia)	9/19/09
Kickoff Returns	5	Mississippi State	9/15/07
Kick Ret. Yds.	110	Mississippi State	9/15/07

The Players

FANNIN'S GAME-BY-GAME TOTAL OFFENSE STATS

DATE	OPPONENT	REC - TDs	PASS - TDs	RUSH - TDs	TOTAL - TDs
9/5/09	* LOUISIANA TECH	82 - 0	0 - 0	0 - 0	82 - 0
9/12/09	MISSISSIPPI STATE	3 - 0	0 - 0	75 - 0	78 - 0
9/19/09	WEST VIRGINIA	82 - 1	0 - 0	0 - 0	82 - 1
9/26/09	* BALL STATE	55 - 1	0 - 0	0 - 0	55 - 1
10/3/09	* at Tennessee	25 - 0	0 - 0	32 - 0	57 - 0
10/10/09	at Arkansas				
10/17/09	KENTUCKY				
10/24/09	at LSU				
10/31/09	OLE MISS				
11/7/09	FURMAN				
11/14/09	at Georgia				
11/27/09	ALABAMA				

FANNIN'S GAME-BY-GAME RECEIVING STATS

DATE	OPPONENT	REC	YDS	AVG	TD	TD REC
9/5/09	* LOUISIANA TECH	8	82	10.3	0	--
9/12/09	MISSISSIPPI STATE	1	3	3.0	0	--
9/19/09	WEST VIRGINIA	1	82	82.0	1	82
9/26/09	* BALL STATE	3	55	18.3	1	36
10/3/09	* at Tennessee	6	25	4.2	0	--
10/10/09	at Arkansas					
10/17/09	KENTUCKY					
10/24/09	at LSU					
10/31/09	OLE MISS					
11/7/09	FURMAN					
11/14/09	at Georgia					
11/27/09	ALABAMA					



DEE **#95**
FORD **DE**
 6-4 · 214 · Fr. · HS
 Odenville, Ala. (St. Clair County)
 Undecided


2009 — In first collegiate game, recorded one tackle with two QBH ... Had one tackle, solo, and one QB hurry in limited snaps vs. Mississippi State ... Had one QB hurry vs. West Virginia ... Against Ball State, had season highs with four tackles with one sack (minus 10 yards) and half a TFL (minus 1 yard) with one QB hurry.

FORD'S CAREER DEFENSIVE STATS

YEAR	G/GS	TT	UT	AT	TFL-YDS	QBS-YDS	FF/FR	PD	I/YDS
2009	5/0	6	2	4	1.5-11	1.0-10	0/0	0	0/0

FORD'S GAME-BY-GAME DEFENSIVE STATS

DATE	OPPONENT	TT	UT	AT	TFL-YDS	QBS-YDS
9/5/09	LOUISIANA TECH	1	0	1	0.0-0	0.0-0
9/12/09	MISSISSIPPI STATE	1	1	0	0.0-0	0.0-0
9/19/09	WEST VIRGINIA	0	0	0	0.0-0	0.0-0
9/26/09	BALL STATE	4	1	3	1.5-11	1.0-10
10/3/09	at Tennessee	0	0	0	0.0-0	0.0-0
10/10/09	at Arkansas					
10/17/09	KENTUCKY					
10/24/09	at LSU					
10/31/09	OLE MISS					
11/7/09	FURMAN					
11/14/09	at Georgia					
11/27/09	ALABAMA					



NICK **#90**
FAIRLEY **DL**
 6-5 · 293 · So. · JC
 Mobile, Ala. (Copiah-Lincoln CC)
 Undecided

2009 — Started first career game in season opener vs. Louisiana Tech ... Recorded five tackles with half a TFL, one fumble recovery and two QBH ... Had half a TFL (minus 3 yards), two QB hurries and three total tackles vs. West Virginia ... Recorded one tackle vs. Ball State ... Recorded first blocked PAT of career in win over Tennessee ... Block came on UT's first score near the end of the first half and gave Auburn a 13-6 edge.

FAIRLEY'S CAREER DEFENSIVE STATS

YEAR	G/GS	TT	UT	AT	TFL-YDS	QBS-YDS	FF/FR	PD	I/YDS
2009	5/1	10	4	6	1.0-3	0.0-0	0/1	0	0/0

FAIRLEY'S GAME-BY-GAME DEFENSIVE STATS

DATE	OPPONENT	TT	UT	AT	TFL-YDS	QBS-YDS
9/5/09	* LOUISIANA TECH	2	3	5	0.5-0	0.0-0
9/12/09	MISSISSIPPI STATE	0	0	0	0.0-0	0.0-0
9/19/09	WEST VIRGINIA	3	1	2	0.5-3	0.0-0
9/26/09	BALL STATE	1	1	0	0.0-0	0.0-0
10/3/09	at Tennessee	1	0	1	0.0-0	0.0-0
10/10/09	at Arkansas					
10/17/09	KENTUCKY					
10/24/09	at LSU					
10/31/09	OLE MISS					
11/7/09	FURMAN					
11/14/09	at Georgia					
11/27/09	ALABAMA					



ELTORO **#21**
FREEMAN **LB**
 5-11 · 219 · So. · JC
 Alexander City, Ala. (Miss. Gulf Coast CC)
 Philosophy

SPRING 2009 — Participated in spring drills at Auburn after enrolling in January.

2009 — Did not play in season opener vs. Louisiana Tech ... In first collegiate action, recorded six tackles vs. Mississippi State ... Earned first career start vs. West Virginia and had one solo tackle.

FREEMAN'S CAREER DEFENSIVE STATS

YEAR	G/GS	TT	UT	AT	TFL-YDS	QBS-YDS	FF/FR	PD	I/YDS
2009	4/3	7	3	4	0.0-0	0.0-0	0/0	0	0/0

FREEMAN'S GAME-BY-GAME DEFENSIVE STATS

DATE	OPPONENT	TT	UT	AT	TFL-YDS	QBS-YDS
9/5/09	LOUISIANA TECH					
9/12/09	MISSISSIPPI STATE	6	2	4	0.0-0	0.0-0
9/19/09	* WEST VIRGINIA	1	1	0	0.0-0	0.0-0
9/26/09	* BALL STATE	0	0	0	0.0-0	0.0-0
10/3/09	* at Tennessee	0	0	0	0.0-0	0.0-0
10/10/09	at Arkansas					
10/17/09	KENTUCKY					
10/24/09	at LSU					
10/31/09	OLE MISS					
11/7/09	FURMAN					
11/14/09	at Georgia					
11/27/09	ALABAMA					

The Players



HARRIS #58

GASTON LB

6-1 · 219 · Fr. · HS
Bessemer, Ala. (Bessemer Academy)
Undecided


2009 — In first collegiate game, had one solo tackle in season opener vs. Louisiana Tech ... Also had one solo stop vs. Mississippi State ... Had one assisted tackle vs. West Virginia ... Against Ball State, set season high with six tackles.

GASTON'S CAREER DEFENSIVE STATS

YEAR	G/GS	TT	UT	AT	TFL-YDS	QBS-YDS	FF/FR	PD	I/YDS
2009	4/0	9	3	6	0.0-0	0.0-0	0/0	0	0/0

GASTON'S GAME-BY-GAME DEFENSIVE STATS

DATE	OPPONENT	TT	UT	AT	TFL-YDS	QBS-YDS
9/5/09	LOUISIANA TECH	1	1	0	0.0-0	0.0-0
9/12/09	MISSISSIPPI STATE	1	1	0	0.0-0	0.0-0
9/19/09	WEST VIRGINIA	1	0	1	0.0-0	0.0-0
9/26/09	BALL STATE	6	1	5	0.0-0	0.0-0
10/3/09	at Tennessee	DID NOT PLAY				
10/10/09	at Arkansas					
10/17/09	KENTUCKY					
10/24/09	at LSU					
10/31/09	OLE MISS					
11/7/09	FURMAN					
11/14/09	at Georgia					
11/27/09	ALABAMA					



MICHAEL #49

GOGGANS DE

6-3 · 264 · Jr. · 2L
Alexander City, Ala. (Benjamin Russell)
Public Administration

Career — Has started 17 consecutive games.

2009 — Started season opener vs. Louisiana Tech, recording two total tackles with one QBH ... Against Mississippi State, had a solo sack (minus 2 yards) to go with four tackles, one pass break-up and one QB hurry ... Sack was first since 2007 (Vanderbilt) ... Picked up three tackles, two solo, vs. West Virginia ... Against Ball State, broke up one pass and totaled four tackles ... Had one TFL (minus 3 yards) and two total tackles against Tennessee.

GOGGANS'S CAREER DEFENSIVE STATS

YEAR	G/GS	TT	UT	AT	TFL-YDS	QBS-YDS	FF/FR	PD	I/YDS
2007	12/0	9	4	5	2.0-3	1.0-2	0/1	0	0-0
2008	12/12	27	16	11	4.0-12	0.0-0	0/1	0	0-0
2009	5/5	15	7	8	2.0-5	1.0-2	0/0	1	0-0
Totals	29/17	51	27	24	8.0-20	2.0-3	0/2	1	0-0

GOGGANS'S CAREER GAME HIGH STATS

	No.	Opponent	Date
Tackles	6	vs. Alabama	11/29/08
Tackles for loss	2.0	2x, (last vs. Arkansas)	11/29/08
Sacks	1.0	2x (last vs. Mississippi State)	9/12/09

GOGGAN'S GAME-BY-GAME DEFENSIVE STATS

DATE	OPPONENT	TT	UT	AT	TFL-YDS	QBS-YDS
9/5/09	* LOUISIANA TECH	2	1	1	0.0-0	0.0-0
9/12/09	* MISSISSIPPI STATE	4	1	3	1.0-2	1.0-2
9/19/09	* WEST VIRGINIA	3	2	1	0.0-0	0.0-0
9/26/09	* BALL STATE	4	2	2	0.0-0	0.0-0
10/3/09	* at Tennessee	2	1	1	1.0-3	0.0-0
10/10/09	at Arkansas					
10/17/09	KENTUCKY					
10/24/09	at LSU					
10/31/09	OLE MISS					
11/7/09	FURMAN					
11/14/09	at Georgia					
11/27/09	ALABAMA					



ANTHONY #84

GULLEY WR

5-9 · 176 · Fr. · HS
Brantley, Ala. (Brantley)
Undecided

2009 — Saw game time, returning one punt, in season opener vs. Louisiana Tech ... Returned two punts for 24 yards with a long of 17 yards vs. West Virginia ... Fielded a pair of punts and returned one kickoff for 24 yards vs. Ball State.

GULLEY'S CAREER RECEIVING STATS

YEAR	G/GS	NO	YDS	AVG	TD	LP/OPPONENT
2009	5/0	0	0	0.0	0	--

GULLEY'S GAME-BY-GAME RECEIVING STATS

DATE	OPPONENT	REC	YDS	AVG	TD	TD REC
9/5/09	LOUISIANA TECH	0	0	0.0	0	--
9/12/09	MISSISSIPPI STATE	0	0	0.0	0	--
9/19/09	WEST VIRGINIA	0	0	0.0	0	--
9/26/09	BALL STATE	0	0	0.0	0	--
10/3/09	at Tennessee	0	0	0.0	0	--
10/10/09	at Arkansas					
10/17/09	KENTUCKY					
10/24/09	at LSU					
10/31/09	OLE MISS					
11/7/09	FURMAN					
11/14/09	at Georgia					
11/27/09	ALABAMA					



TIM #13

HAWTHORNE WR

6-3 · 212 · Jr. · 2L
Birmingham, Ala. (Homewood)
Public Administration

2009 — Started vs. West Virginia but did not record a catch in first playing time of season (injury) ... Saw playing time but did not have a reception vs. Ball State.

HAWTHORNE'S CAREER RECEIVING STATS

YEAR	G/GS	NO	YDS	AVG	TD	LP/OPPONENT
2007	13/3	4	47	11.8	0	8/New Mexico State
2008	12/1	8	203	25.4	0	58/LSU
2009	3/1	0	0	0.0	0	---
Totals	28/5	12	250	20.8	0	58/LSU

The Players

HAWTHORNE'S CAREER GAME HIGH STATS

	No.	Opponent	Date
Receptions	2	LSU	9/20/08
Rec. Yards	87	LSU	9/20/08

HAWTHORNE'S GAME-BY-GAME RECEIVING STATS

DATE	OPPONENT	REC	YDS	AVG	TD	TD REC
9/5/09	LOUISIANA TECH					DID NOT PLAY
9/12/09	MISSISSIPPI STATE					DID NOT PLAY
9/19/09	* WEST VIRGINIA	0	0	0.0	0	--
9/26/09	BALL STATE	0	0	0.0	0	--
10/3/09	at Tennessee	0	0	0.0	0	--
10/10/09	at Arkansas					
10/17/09	KENTUCKY					
10/24/09	at LSU					
10/31/09	OLE MISS					
11/7/09	FURMAN					
11/14/09	at Georgia					
11/27/09	ALABAMA					



ADAM HERRING #31 LB
 6-1 · 216 · So. · 1L
 Springdale, Ark. (Shiloh Christian)
 Business Management

2009 — Earned first career start in season opener vs. Louisiana Tech, recording two solo tackles ... Picked up half a TFL (minus 1 yard) and four total tackles vs. Mississippi State ... Recorded one solo tackle vs. West Virginia ... Played, but did not register a tackle vs. Ball State.

HERRING'S CAREER DEFENSIVE STATS

YEAR	G/GS	TT	UT	AT	TFL-YDS	QBS-YDS	FF/FR	PD	I/YDS
2008	11/0	2	1	1	0.0-0	0.0-0	0/0	0	0/0
2009	5/2	7	4	3	0.5-1	0.0-0	0/0	0	0/0
Totals	16/2	9	5	4	0.5-1	0.0-0	0/0	0	0/0

HERRING'S GAME-BY-GAME DEFENSIVE STATS

DATE	OPPONENT	TT	UT	AT	TFL-YDS	QBS-YDS
9/5/09	* LOUISIANA TECH	2	2	0	0.0-0	0.0-0
9/12/09	* MISSISSIPPI STATE	4	1	3	0.5-1	0.0-0
9/19/09	WEST VIRGINIA	1	1	0	0.0-0	0.0-0
9/26/09	BALL STATE	0	0	0	0.0-0	0.0-0
10/3/09	at Tennessee	0	0	0	0.0-0	0.0-0
10/10/09	at Arkansas					
10/17/09	KENTUCKY					
10/24/09	at LSU					
10/31/09	OLE MISS					
11/7/09	FURMAN					
11/14/09	at Georgia					
11/27/09	ALABAMA					



D'ANTOINE HOOD #24 DB
 5-10 · 187 · So. · 1L
 Phenix City, Ala. (Central-Phenix HS)
 Pre-Business

2009 — Saw first game action vs. Ball State and recorded three solo tackles ... Played, but did not record a tackle vs. Tennessee.

HOOD'S CAREER DEFENSIVE STATS

YEAR	G/GS	TT	UT	AT	TFL-YDS	QBS-YDS	FF/FR	PD	INT-YDS
2008	12/1	13	7	6	0.0-0	0.0-0	0/1	1	0-0
2009	2/0	3	3	0	0.0-0	0.0-0	0/0	0	0-0
Totals	14/1	16	10	6	0.0-0	0.0-0	0/1	1	0-0

HOOD'S GAME-BY-GAME DEFENSIVE STATS

DATE	OPPONENT	TT	UT	AT	PD	INT-YDS
9/5/09	LOUISIANA TECH					DID NOT PLAY
9/12/09	MISSISSIPPI STATE					DID NOT PLAY
9/19/09	WEST VIRGINIA					DID NOT PLAY
9/26/09	BALL STATE	3	3	0	0	0-0
10/3/09	at Tennessee	0	0	0	0	0-0
10/10/09	at Arkansas					
10/17/09	KENTUCKY					
10/24/09	at LSU					
10/31/09	OLE MISS					
11/7/09	FURMAN					
11/14/09	at Georgia					
11/27/09	ALABAMA					



MORGAN HULL #37 K
 6-3 · 199 · Jr. · 1L
 Decatur, Ala. (Austin)
 Pre-Medicine

2009 — In season opener vs. Louisiana Tech, kicked off three times for a 66.7 yard average ... Against Mississippi State, kicked off seven times for 67.6 ypk average ... Kicked off eight times vs. West Virginia, averaging 63.9 ypk ... Had one touchback vs. WVA ... Against Ball State, averaged 59.8 yards on nine kickoffs ... On seven kickoffs vs. Tennessee, averaged 65.0 yards per kick.



BYRON ISOM #57 OL
 6-3 · 291 · Jr. · 2L
 Jonesboro, Ga. (Lovejoy)
 Public Administration

2009 — Started at guard in season opener vs. Louisiana Tech and did not allow a sack in 27 pass attempts ... Also recorded three knockdown blocks vs. Tech ... Started against Mississippi State, did not allow a sack in 24 pass attempts ... Registered three knockdown blocks vs. Mississippi State ... Took every snap vs. West Virginia and registered five knockdown blocks ... Did not play vs. Ball State.

The Players



PHILIP #43

LUTZENKIRCHEN TE

6-4 · 262 · Fr. · HS
Marietta, Ga. (Lassiter)
Undecided



ONTERIO #23

McCALEBB RB

5-10 · 164 · Fr. · HS
Fort Meade, Fla. (Hargrave Military Academy)
Liberal Arts

2009 — Saw playing time but did not record a catch in season opener vs. Louisiana Tech ... Recorded first career catch, a 13-yard TD reception from Kodi Burns, vs. Mississippi State ... Played, but did not record a catch vs. West Virginia ... Caught 14-yard pass vs. Ball State.

LUTZENKIRCHEN'S CAREER RECEIVING STATS

YEAR	G/GS	NO	YDS	AVG	TD	LP/OPPONENT
2009	5/0	2	27	13.5	1	13/Mississippi State

LUTZENKIRCHEN'S GAME-BY-GAME RECEIVING STATS

DATE	OPPONENT	REC	YDS	AVG	TD	TD REC
9/5/09	LOUISIANA TECH	0	0	0.0	0	--
9/12/09	MISSISSIPPI STATE	1	13	13.0	1	13
9/19/09	WEST VIRGINIA	0	0	0.0	0	--
9/26/09	BALL STATE	1	14	14.0	0	--
10/3/09	at Tennessee	0	0	0.0	0	--
10/10/09	at Arkansas					
10/17/09	KENTUCKY					
10/24/09	at LSU					
10/31/09	OLE MISS					
11/7/09	FURMAN					
11/14/09	at Georgia					
11/27/09	ALABAMA					



ANDREW #75

McCAIN OT

6-6 · 299 · Sr. · 3L
Birmingham, Ala. (Briarwood Christian)
Health Services Administration

2009 — Earned first career start in season opener vs. Louisiana Tech ... Started at tackle and did not allow a sack in 27 pass attempts ... Tallied three knockdown blocks vs. Tech ... Started at tackle vs. Mississippi State and did not allow a sack in 24 pass attempts .. Finished with six knockdown blocks, third most among linemen, vs. Mississippi State ... Had a pair of knockdown blocks vs. West Virginia ... Played every snap vs. Mountaineers ... Had one knockdown block vs. Tennessee ... Is part of line that has allowed two sacks in 148 pass attempts this season.

Career — Became the first AU freshman to ever rush for 100 yards or more in his first two games ... Is just the fourth AU freshman to rush for 100 yards or more in any two consecutive games (Carnell Williams in 2001, Darrell Williams in 1989 and Ron O'Neal in 1981).

2009 — Named SEC Freshman of the Week (9/7) ... Fifth in SEC/43rd in NCAA in rushing with 83.2 ypg ... Third in SEC/31st in NCAA in all-purpose yards with 145.6 ypg ... Seventh in SEC/44th in NCAA in kick return average, 25.3 ... Became first freshman RB since Bo Jackson (1982) to rush for 100 yards in a game with 148 yards in season opener vs. Louisiana Tech ... Also had one TD vs. Tech, scoring on a 3-yard run ... Also returned two kickoffs for 49 yards vs. Tech ... Started at TB vs. Mississippi State and recorded second consecutive 100-yard rushing effort, going for 114 yards on 16 carries ... Also returned four kickoffs for 81 yards vs. Mississippi State ... Rushed for 20 yards on eight carries vs. West Virginia ... Also returned two kickoffs for 32 yards, with long of 16 yards vs. WVA ... Against Ball State, led Tigers with 83 yards rushing on eight carries and scored from 1-yard out in second quarter ... Had season-long run of 62 yards to set up TD run ... Did not play in second half vs. Ball State due to injury ... Accumulated 204 all-purpose yards against Tennessee ... Rushed 13 times for 51 yards, hauled in a season-high with three receptions and 62 yards and piled up 91 kickoff return yards on a pair of returns.

MCCALEBB'S CAREER RUSHING STATS

YEAR	G/GS	NO	YDS	AVG	TD	LP/OPPONENT
2009	5/1	67	416	6.2	3	62/Ball State

MCCALEBB'S GAME-BY-GAME RUSHING STATS

DATE	OPPONENT	ATT	YDS	Avg.	TD	TD Runs
9/5/09	LOUISIANA TECH	22	148	6.7	1	3
9/12/09	* MISSISSIPPI STATE	16	114	7.1	1	48
9/19/09	WEST VIRGINIA	8	20	2.5	0	--
9/26/09	BALL STATE	8	83	10.4	1	1
10/3/09	at Tennessee	13	51	3.9	0	--
10/10/09	at Arkansas					
10/17/09	KENTUCKY					
10/24/09	at LSU					
10/31/09	OLE MISS					
11/7/09	FURMAN					
11/14/09	at Georgia					
11/27/09	ALABAMA					

MCCALEBB'S GAME-BY-GAME ALL-PURPOSE YARDS

DATE	OPPONENT	REC - TDs	RUSH - TDs	KO - TDs	TOTAL - TDs
9/5/09	LOUISIANA TECH	0 - 0	148 - 1	49 - 0	197 - 1
9/12/09	* MISSISSIPPI STATE	0 - 0	114 - 1	81 - 0	195 - 1
9/19/09	WEST VIRGINIA	0 - 0	20 - 0	32 - 0	52 - 0
9/26/09	BALL STATE	-3 - 0	83 - 0	0 - 0	80 - 0
10/3/09	at Tennessee	62 - 0	51 - 0	91 - 0	204 - 0
10/10/09	at Arkansas				
10/17/09	KENTUCKY				
10/24/09	at LSU				
10/31/09	OLE MISS				
11/7/09	FURMAN				
11/14/09	at Georgia				
11/27/09	ALABAMA				

The Players



WALTER #6

McFADDEN DB

6-0 · 175 · Sr. · 3L
Pompano Beach, Fla. (Ely)
Graduate

Career — Has started 17 consecutive games.

2009 — Started and recorded one pass break-up with two tackles in season opener vs. Louisiana Tech ... Broke up one pass and tallied four solo tackles in victory over Mississippi State ... Picked off a pass to end scoring threat and totaled five solo tackles vs. West Virginia ... Interception came at AU 28-yard line vs. WVA ... Registered three tackles, with a pair of solo stops, vs. Ball State ... Broke up two passes and totaled six tackles in win vs. Tennessee ... Of 20 tackles, 13 have been solo stops.

McFADDEN'S CAREER DEFENSIVE STATS

YEAR	G/GS	TT	UT	AT	TFL-YDS	QBS-YDS	FF/FR	PD	INT-YDS
2006	11/0	2	2	0	0.0-0	0.0-0	0/0	0	0-0
2007	13/0	10	5	5	1.0-4	0.0-0	0/0	2	1-93
2008	12/12	29	17	12	1.5-7	0.0-0	0/0	10	2-18
2009	5/5	19	13	6	0.0-0	0.0-0	0/0	5	1-(-4)
Totals	41/17	60	37	23	2.5-11	0.0-0	0/0	17	4-107

McFADDEN'S CAREER GAME HIGH STATS

	No.	Opponent	Date
Tackles	5	3x (last vs. Ole Miss)	11/1/08
Interceptions	1	4x (last vs. West Virginia)	9/19/09

McFADDEN'S GAME-BY-GAME DEFENSIVE STATS

DATE	OPPONENT	TT	UT	AT	PD	INT-YDS
9/5/09	* LOUISIANA TECH	2	1	1	1	0-0
9/12/09	* MISSISSIPPI STATE	4	4	0	1	0-0
9/19/09	* WEST VIRGINIA	5	5	0	1	1-(-4)
9/26/09	* BALL STATE	3	2	1	0	0-0
10/3/09	* at Tennessee	5	1	4	2	0-0
10/10/09	at Arkansas					
10/17/09	KENTUCKY					
10/24/09	at LSU					
10/31/09	OLE MISS					
11/7/09	FURMAN					
11/14/09	at Georgia					
11/27/09	ALABAMA					



GABE #83

McKENZIE DE

6-5 · 252 · Sr. · 3L
Mobile, Ala. (Davidson)
Graduate

2009 — Saw playing time, but did not have a catch in season opener vs. Louisiana Tech ... Switched to defensive end in week four, logging one solo tackle vs. Ball State.

McKENZIE'S CAREER DEFENSIVE STATS

YEAR	G/GS	TT	UT	AT	TFL-YDS	QBS-YDS	FF/FR	PD	I/YDS
2008	12/1	11	6	5	2.5-5	0.0-0	0/0	0	1-24
2009	5/0	1	1	0	0.0-0	0.0-0	0/0	0	0-0
TOTALS	17/1	12	7	5	2.5-5	0.0-0	0/0	0	0-0

McKENZIE'S GAME-BY-GAME DEFENSIVE STATS

DATE	OPPONENT	TT	UT	AT	TFL-YDS	QBS-YDS
9/26/09	BALL STATE	1	1	0	0.0-0	0.0-0
10/3/09	at Tennessee	0	0	0	0.0-0	0.0-0
10/10/09	at Arkansas					
10/17/09	KENTUCKY					
10/24/09	at LSU					
10/31/09	OLE MISS					
11/7/09	FURMAN					
11/14/09	at Georgia					
11/27/09	ALABAMA					

McKENZIE'S CAREER RECEIVING STATS

YEAR	G/GS	NO	YDS	AVG	TD	LP/OPPONENT
2006	13/0	13	137	10.5	1	25/South Carolina
2007	13/0	13	117	9.0	2	20/Kansas State
2008	12/1	3	33	11.0	0	21/Georgia
2009	5/0	0	0	0.0	0	---
Totals	42/1	29	287	9.9	3	25/South Carolina

McKENZIE'S CAREER GAME HIGH STATS

	No.	Opponent	Date
Receptions	4	2x (last vs. Kansas State)	9/1/07
Rec. Yards	42	2x (last vs. Kansas State)	9/1/07
Rec. TDs	1	3x (last vs. South Florida)	9/8/07

McKENZIE'S GAME-BY-GAME RECEIVING STATS

DATE	OPPONENT	REC	YDS	AVG	TD	TD REC
9/5/09	LOUISIANA TECH	0	0	0.0	0	--
9/12/09	MISSISSIPPI STATE	0	0	0.0	0	--
9/19/09	WEST VIRGINIA	0	0	0.0	0	--



MIKE #26

McNEIL S

6-2 · 201 · Jr. · 2L
Mobile, Ala. (W.P. Davidson)
Communications

2009 — Has not played.

McNEIL'S CAREER DEFENSIVE STATS

YEAR	G/GS	TT	UT	AT	TFL-YDS	QBS-YDS	FF/FR	PD	I/YDS
2007	13/0	35	22	13	0.5-1	0.0-0	0/0	0	0/0
2008	12/12	75	42	23	3.0-9	1.0-4	0/1	2	0/0
2009	0/0	0	0	0	0.0-0	0.0-0	0/0	0	0/0
Totals	25/12	100	64	36	3.5-10	1.0-4	0/1	2	0/0

McNEIL'S CAREER GAME HIGH STATS

	No.	Opponent	Date
Tackles	9	3x (last vs. Arkansas)	10/11/08

McNEIL'S GAME-BY-GAME DEFENSIVE STATS

DATE	OPPONENT	TT	UT	AT	PD	INT-YDS
9/5/09	LOUISIANA TECH					DID NOT PLAY
9/12/09	MISSISSIPPI STATE					DID NOT PLAY
9/19/09	WEST VIRGINIA					DID NOT PLAY
9/26/09	BALL STATE					DID NOT PLAY
10/3/09	at Tennessee					DID NOT PLAY
10/10/09	at Arkansas					
10/17/09	KENTUCKY					
10/24/09	at LSU					
10/31/09	OLE MISS					
11/7/09	FURMAN					
11/14/09	at Georgia					
11/27/09	ALABAMA					

The Players



RYAN PUGH #50 OL

6-4 · 289 · Jr. · 2L
Hoover, Ala. (Hoover)
Pre-Building Science

2009 — Started at center in season opener vs. Louisiana Tech and tallied five knockdown blocks ... Did not allow a sack on 27 pass attempts vs. Tech ... Started against Mississippi State and did not allow a sack in 24 pass attempts ... Totaled nine knockdown blocks, second most among offensive linemen, against Mississippi State ... Played every snap vs. West Virginia and totaled 8.5 knockdown blocks ... Led Tigers with 12 knockdown blocks against Ball State ... Totaled six knockdown blocks vs. Tennessee ... Has 40.5 knockdown blocks this season ... Is part of line that has allowed two sacks in 148 pass attempts this season.



JAKE RICKS #91 DL

6-4 · 292 · Sr. · 3L
Muscle Shoals, Ala. (Colbert County)
Criminology

2009 — In first career start, forced one fumble, had a QB hurry and recorded a career-best six tackles vs. Louisiana Tech ... Forced fumble was career-first ... Broke up a pass and had half a TFL vs. Mississippi State ... Registered first career INT with a pick and 21-yard return vs. West Virginia ... The INT came at the WVA 37-yard line and set up AU score (TD) ... Also had two QB hurries and two tackles vs. WVA ... Totaled three tackles, two solo, against Ball State ... Had one assisted tackle and one QB hurry in win over Tennessee.

RICKS' CAREER DEFENSIVE STATS

YEAR	G/GS	TT	UT	AT	TFL-YDS	QBS-YDS	FF/FR	PD	I/YDS
2006	6/0	1	0	1	0.5-2	0.0-0	0/1	0	0/0
2007	13/0	8	5	3	2.0-3	0.0-0	0/0	0	0/0
2008	12/0	7	3	4	2.0-8	0.0-0	0/1	1	0/0
2009	5/5	13	6	7	0.5-0	0.0-0	1/0	2	1/21
Totals	36/5	29	14	15	5.0-13	0.0-0	1/2	3	1/21

RICKS' CAREER GAME HIGH STATS

	No.	Opponent	Date
Tackles	6	Louisiana Tech	9/5/09
Tackles for loss	1.0	4x (last vs. Ole Miss)	11/1/08

RICKS' GAME-BY-GAME DEFENSIVE STATS

DATE	OPPONENT	TT	UT	AT	TFL-YDS	QBS-YDS
9/5/09	* LOUISIANA TECH	6	3	3	0.0-0	0.0-0
9/12/09	* MISSISSIPPI STATE	1	0	1	0.5-0	0.0-0
9/19/09	* WEST VIRGINIA	2	1	1	0.0-0	0.0-0
9/26/09	* BALL STATE	3	2	1	0.0-0	0.0-0
10/3/09	* at Tennessee	1	0	1	0.0-0	0.0-0
10/10/09	at Arkansas					
10/17/09	KENTUCKY					
10/24/09	at LSU					
10/31/09	OLE MISS					
11/7/09	FURMAN					
11/14/09	at Georgia					
11/27/09	ALABAMA					



MIKE SLADE #11 DB

6-3 · 192 · So. · 1L
Tallahassee, Fla. (Lincoln)
Communications

2009 — Recorded three tackles in season opener vs. Louisiana Tech ... Had one tackle vs. Mississippi State.

SLADE' CAREER DEFENSIVE STATS

YEAR	G/GS	TT	UT	AT	TFL-YDS	QBS-YDS	FF/FR	PD	I/YDS
2008	12/0	8	2	6	0.0-0	0.0-0	0/0	0	0/0
2009	3/0	4	1	3	0.0-0	0.0-0	0/0	0	0/0
Totals	15/0	12	3	9	0.0-0	0.0-0	0/0	0	0/0

SLADE' GAME-BY-GAME DEFENSIVE STATS

DATE	OPPONENT	TT	UT	AT	PD	INT-YDS
9/5/09	LOUISIANA TECH	3	1	2	0	0-0
9/12/09	MISSISSIPPI STATE	1	0	1	0	0-0
9/19/09	WEST VIRGINIA	0	0	0	0	0-0
9/26/09	BALL STATE					DID NOT PLAY
10/3/09	at Tennessee					DID NOT PLAY
10/10/09	at Arkansas					
10/17/09	KENTUCKY					
10/24/09	at LSU					
10/31/09	OLE MISS					
11/7/09	FURMAN					
11/14/09	at Georgia					
11/27/09	ALABAMA					



ERIC SMITH #32 RB

5-10 · 237 · So. · 1L
Seffner, Fla. (Armwood HS)
Liberal Arts

2009 — Started vs. Mississippi State and rushed for 8 yards on three carries ... Set career high with four receptions and 74 receiving yards vs. West Virginia ... Had long catch of 37 yards ... Rushed seven times for 47 yards against Ball State with a long run of 16 yards ... Caught three passes for 45 yards, with a long reception of 17 yards, in victory over Tennessee.

SMITH'S CAREER RUSHING STATS

YEAR	G/GS	NO	YDS	AVG	TD	LP/OPPONENT
2008	12/1	21	83	4.0	0	19/Louisiana-Monroe
2009	4/2	10	55	5.5	0	16/Ball State
Totals	15/3	31	146	4.7	0	19/Louisiana-Monroe

The Players

SMITH'S GAME-BY-GAME RUSHING STATS

DATE	OPPONENT	ATT	YDS	Avg.	TD	TD Runs
9/5/09	LOUISIANA TECH			DID NOT PLAY		
9/12/09	* MISSISSIPPI STATE	3	8	2.7	0	--
9/19/09	* WEST VIRGINIA	0	0	0.0	0	--
9/26/09	BALL STATE	7	47	6.7	0	--
10/3/09	at Tennessee	0	0	0.0	0	--
10/10/09	at Arkansas					
10/17/09	KENTUCKY					
10/24/09	at LSU					
10/31/09	OLE MISS					
11/7/09	FURMAN					
11/14/09	at Georgia					
11/27/09	ALABAMA					

STEVENS' CAREER GAME HIGH STATS

	No.	Opponent	Date
Tackles	11	2x (last vs. Tennessee)	10/3/09
Sacks	1.0	Louisiana Tech	9/5/09
TFL	2.0	Mississippi State	9/12/09

STEVENS' GAME-BY-GAME DEFENSIVE STATS

DATE	OPPONENT	TT	UT	AT	TFL-YDS	QBS-YDS
9/5/09	* LOUISIANA TECH	8	6	2	1.5-3	1.0-2
9/12/09	* MISSISSIPPI STATE	7	4	3	2.0-4	0.0-0
9/19/09	* WEST VIRGINIA	11	8	3	0.0-0	0.0-0
9/26/09	* BALL STATE	6	4	2	0.5-12	0.5-12
10/3/09	* at Tennessee	11	5	6	1.0-1	0.0-0
10/10/09	at Arkansas					
10/17/09	KENTUCKY					
10/24/09	at LSU					
10/31/09	OLE MISS					
11/7/09	FURMAN					
11/14/09	at Georgia					
11/27/09	ALABAMA					
11/29/08	at Alabama					



VANCE SMITH #55 OL
 6-2 · 281 · So. · 1L
 Pace, Fla. (Pace)
 Education

2009 — Saw playing time vs. Louisiana Tech in season opener ... Did not allow a sack in limited action vs. Mississippi State and totaled one knockdown block.



JOHN SULLEN #71 OL
 6-6 · 346 · Fr. · HS
 Auburn, Ala. (Auburn)
 Undecided

2009 — Saw game action in season opener vs. Louisiana Tech ... Did not give up a sack in limited action vs. Mississippi State ... Made first career start against Ball State ... Totaled 2.5 knockdown blocks against Ball State.



CRAIG STEVENS #46 LB
 6-3 · 223 · Jr. · 2L
 Tallahassee, Fla. (Lincoln)
 Business Management

Career — Has started 17 consecutive games.

2009 — *sixth in SEC in Tackles Per Game, 8.6 tpg ... Tied for 11th in SEC in TFLs per game, 1.0 ... Named SEC Defensive Player of the Week (9/21) ... Started at linebacker in season opener vs. Louisiana Tech and tied career high eight tackles ... Also had 1.5 TFLs (minus 3 yards) and 1.0 sack (minus 2 yards) ... Sack was first of career ... Against Mississippi State, had 2.0 TFLs (minus 4 yards) with seven tackles, four solo ... Picked off first career pass and returned it 15 yards for first career TD vs. West Virginia ... INT gave Auburn 41-30 lead with 3:20 left in game ... Also had career-high 11 tackles, eight solo, vs. WVA ... Against Ball State, racked up half a sack (minus 12 yards), one forced fumble, one QB hurry and six total tackles, with four solo stops ... Forced fumble was first since 2007 (Mississippi State) ... Led Tigers, and tied career-high, with 11 tackles in win over Tennessee ... Also had one QB hurry, one pass break-up and a TFL (minus 1 yard) against the Vols ... Has at least half a TFL in every game this season.*

STEVENS' CAREER DEFENSIVE STATS

YEAR	G/GS	TT	UT	AT	TFL-YDS	QBS-YDS	FF/FR	PD	I/YDS
2006	3/0	6	3	3	1.0-1	0.0-0	0/0	0	0-0
2007	10/8	35	20	15	0.0-0	0.0-0	1/0	1	0-0
2008	12/12	54	31	23	0.5-1	0.0-0	0/1	2	0-0
2009	5/5	43	27	16	5.0-20	1.5-14	1/0	3	1-15
Totals	30/25	138	71	57	6.5-22	1.5-44	2/1	6	1-15



BEN TATE #44 RB
 5-11 · 218 · Sr. · 3L
 Newark, Md. (Snow Hill)
 Graduate

CAREER — Eight 100-yard rushing games, including two 150-yard rushing games (156 vs. Tulane, 2006 & 157 vs. Mississippi State, 2009) ... 13th player in AU history to record 2,000 yards rushing ... Eighth on career rushing list with 2,499 yards ... Needs 208 yards to tie Ronnie Brown (2001-04) for 7th with 2,707 yards.

2009 — *Maxwell Outstanding Player Award watch list ... Second in SEC/13th in NCAA in rushing with 108.0 ypg ... Fifth in SEC/40th in NCAA in all-purpose yards, 136.6 ypg ... Rushed for 117 yards on 20 carries in season opener vs. Louisiana Tech ... Also had a pair of pass receptions for 10 yards vs. Tech ... Set career best with 157 rushing yards vs. Mississippi State ... Also had one rushing TD from 35-yards out ... Ran 19 times for 75 yards with a long rush of 16 yards vs. West Virginia ... Against Ball State, netted 63 yards rushing on 13 attempts and grabbed three passes for 18 yards ... Returned two kickoffs for 58 yards, with a long of 36 yards ... Led Tigers with 139 all-purpose yards vs. Ball State ... Rushed for game-high 128 yards on 25 carries vs. Tennessee ... Had 11-yard TD run in second quarter vs. Vols ... Totaled 180 all-purpose yards vs. UT, with 17 receiving yards and 35 kickoff return yards.*

The Players

TATE'S CAREER RUSHING STATS

YEAR	G/GS	NO	YDS	AVG	TD	LP/OPPONENT
2006	9/0	54	392	7.3	3	42/Bufalo
2007	13/7	202	903	4.5	8	44/Vanderbilt
2008	12/2	159	664	4.2	3	49/Louisiana-Monroe
2009	5/4	97	540	5.6	2	35/Mississippi State
Totals	39/13	512	2,499	4.9	16	49/Louisiana-Monroe

TATE'S CAREER GAME HIGH STATS

	No.	Opponent	Date
Rush Attempts	27	Vanderbilt	10/4/06
Rush Yards	157	Mississippi State	9/12/09
Rush TDs	2	Bufalo	9/23/06

TATE'S GAME-BY-GAME RUSHING STATS

DATE	OPPONENT	ATT	YDS	Avg.	TD	TD Runs
9/5/09	* LOUISIANA TECH	20	117	5.8	0	--
9/12/09	MISSISSIPPI STATE	20	157	7.8	1	35
9/19/09	* WEST VIRGINIA	19	75	3.9	0	--
9/26/09	* BALL STATE	13	63	4.8	0	--
10/3/09	* at Tennessee	25	128	5.1	1	11
10/10/09	at Arkansas					
10/17/09	KENTUCKY					
10/24/09	at LSU					
10/31/09	OLE MISS					
11/7/09	FURMAN					
11/14/09	at Georgia					
11/27/09	ALABAMA					

THORPE'S GAME-BY-GAME DEFENSIVE STATS

DATE	OPPONENT	TT	UT	AT	PD	INT-YDS
9/5/09	* LOUISIANA TECH	3	3	0	1	0-0
9/12/09	* MISSISSIPPI STATE	7	5	2	0	0-0
9/19/09	* WEST VIRGINIA	7	5	2	2	1-22
9/26/09	* BALL STATE	6	5	1	0	0-0
10/3/09	* at Tennessee	7	3	4	0	0-0
10/10/09	at Arkansas					
10/17/09	KENTUCKY					
10/24/09	at LSU					
10/31/09	OLE MISS					
11/7/09	FURMAN					
11/14/09	at Georgia					
11/27/09	ALABAMA					



CHRIS #12
TODD QB
6-4 · 210 · Sr. · 1L
Elizabethtown, Ky (Elizabethtown/Hutchinson CC)
Graduate

2009 — Set career best with 255 passing yards in season-opening win vs. Louisiana Tech ... Threw TD passes of 93 and 17 yards ... The 93-yard TD pass to Terrell Zachery set AU record for longest offensive play ... Completed 65 percent of passes (17-of-26) vs. Tech ... Threw for 186 yards, hitting 10-of-23 pass attempts in victory over Mississippi State ... Threw four TD passes and 284 yards in win vs. West Virginia ... Had long pass of 82 yards vs. WVA ... Tied AU record and set career-high with five TD passes against Ball State ... Shares record with former AU QB Daniel Cobb who threw five TD passes against Louisiana Tech in 2001 ... Against Ball State, Todd hit 19-of-26 pass attempts for career-high 287 yards and long pass completion of 65 yards to Terrell Zachery ... Threw for 218 yards with a TD in victory over Tennessee ... Completed 19-of-32 passes in win over Vols ... Has gone over 200-yard passing mark in four of five games this season ... Has at least one completion of 60 yards or more in three of five games

SEC/NCAA Rankings:

Passing Avg/Game: 2nd, 246.0 ypg
Total Offense: 2nd, 242.0 ypg / 38th NCAA
Pass Efficiency: 4th, 160.8/8th NCAA

TODD'S CAREER PASSING STATS

YEAR	G/GS	CMP	ATT	PCT	YDS	INT	TD	LP/OPPONENT
2006 (TTU)	5/0	25	35	71.4	241	0	1	48/SE Louisiana
2008	7/5	86	156	55.1	903	6	5	58/LSU
2009	5/5	81	138	58.7	1230	1	12	93/Louisiana Tech
Totals	17/10	192	329	58.3	2,372	7	18	93/Louisiana Tech

TODD'S CAREER GAME PASSING HIGHS

	No.	Opponent	Date
Completions	21	Southern Miss	9/6/08
Attempts	32	LSU	9/20/08
Yards	287	Ball State	9/26/09
Touchdowns	5	Ball State	9/26/09
Interceptions	2	LSU	9/20/08

NEIKO #15
THORPE DB
6-2 · 176 · So. · 1L
Tucker, Ga. (HS)
Liberal Arts

2009 — T-21st in SEC in tackles per game, 6.0 tpg ... Started at cornerback in season opener vs. Louisiana Tech ... Broke up one pass and recorded three solo tackles vs. Tech ... Tied career high with seven tackles, five solo, in victory over Mississippi State ... Intercepted a pass, broke-up two passes and had seven tackles vs. West Virginia ... The pick vs. WVA ended a scoring threat at the AU 25-yard line ... Against Ball State, totaled six tackles with five solo stops ... Tied career-best with seven tackles in win over Tennessee ... Has had six or more tackles in four of five games.

THORPE'S CAREER DEFENSIVE STATS

YEAR	G/GS	TT	UT	AT	TFL-YDS	QBS-YDS	FF/FR	PD	I/YDS
2008	11/1	29	20	9	0.0-0	0.0-0	1/0	6	2-101
2009	5/5	30	21	9	0.0-0	0.0-0	0/0	2	1-22
Totals	16/6	59	41	18	0.0-0	0.0-0	0/0	2	3-123

THORPE'S CAREER GAME HIGH STATS

	No.	Opponent	Date
Tackles	7	5x (last vs. Tennessee)	10/3/09
Interceptions	1	3x (last vs. West Virginia)	9/19/09

The Players

TODD'S GAME-BY-GAME PASSING STATS

DATE	OPPONENT	CMP	ATT	YDS	INT	TD	TD Pass
9/5/09	* LOUISIANA TECH	17	26	255	0	2	93, 17
9/12/09	* MISSISSIPPI STATE	10	23	186	0	0	--
9/19/09	* WEST VIRGINIA	16	31	284	1	4	16, 4, 82, 17
9/26/09	* BALL STATE	19	26	287	0	5	6, 46, 65, 26, 36
10/3/09	* at Tennessee	19	32	218	0	1	11
10/10/09	at Arkansas						
10/17/09	KENTUCKY						
10/24/09	at LSU						
10/31/09	OLE MISS						
11/7/09	FURMAN						
11/14/09	at Georgia						
11/27/09	ALABAMA						



DEMOND #14
WASHINGTON DB
 5-9 · 185 · Jr. · JC
 Tallassee, Ala. (Mississippi Gulf Coast CC)
 Undecided

2009 — Had one QB hurry and registered two tackles vs. Louisiana Tech ... Recorded two assisted tackles with one QB hurry in SEC opener vs. Mississippi State ... Notched first career sack, for minus 12 yards, to go with five total tackles and one QB hurry vs. West Virginia ... Broke up one pass and totaled two tackles against Ball State ... Had four tackles, two solo, in win over Tennessee.

WASHINGTON'S CAREER DEFENSIVE STATS

YEAR	G/GS	TT	UT	AT	TFL-YDS	QBS-YDS	FF/FR	PD	I/YDS
2009	5/0	15	8	7	1.0-12	1.0-12	0/0	1	0/0

WASHINGTON'S GAME-BY-GAME DEFENSIVE STATS

DATE	OPPONENT	TT	UT	AT	PD	INT-YDS
9/5/09	LOUISIANA TECH	2	1	1	0	0-0
9/12/09	MISSISSIPPI STATE	2	0	2	0	0-0
9/19/09	WEST VIRGINIA	5	3	2	0	0-0
9/26/09	BALL STATE	2	2	0	1	0-0
10/3/09	at Tennessee	4	2	2	0	0-0
10/10/09	at Arkansas					
10/17/09	KENTUCKY					
10/24/09	at LSU					
10/31/09	OLE MISS					
11/7/09	FURMAN					
11/14/09	at Georgia					
11/27/09	ALABAMA					



TOMMY #5
TROTT TE
 6-5 · 243 · Sr. · 3L
 Montgomery, Ala. (Trinity Presbyterian)
 Graduate

2009 — John Mackey Tight End Award watch list ... Started at tight end but did not record a catch in season opener vs. Louisiana Tech ... Did not record a catch before leaving with knee injury vs. Mississippi State ... Caught two passes for 20 yards with a long catch of 11 yards vs. West Virginia ... Had one catch vs. Ball State, a 6-yard TD reception in first quarter ... TD grab was first since 2006 (Tulane) ... Caught one pass for 13 yards to give AU a first down vs. Tennessee.

TROTT'S CAREER RECEIVING STATS

YEAR	G/GS	NO	YDS	AVG	TD	LP/OPPONENT
2005	2/0	0	0	0.0	0	-
2006	13/9	10	94	9.4	2	27/Tulane
2007	13/2	4	35	8.8	0	16/Vanderbilt
2008	11/11	20	201	10.1	0	33/Arkansas
2009	5/4	4	39	9.8	1	11/West Virginia
Totals	44/26	38	369	9.7	3	33/Arkansas

TROTT'S CAREER GAME HIGH STATS

	No.	Opponent	Date
Receptions	4	2x (last vs. Ole Miss)	11/1/08
Rec. Yards	44	Southern Miss	9/6/08
Rec. TDs	1	3x (last vs. Ball State)	9/26/09

TROTT'S GAME-BY-GAME STATS

DATE	OPPONENT	REC	YDS	AVG	TD	TD REC
9/5/09	* LOUISIANA TECH	0	0	0.0	0	--
9/12/09	* MISSISSIPPI STATE	0	0	0.0	0	--
9/19/09	* WEST VIRGINIA	2	20	10.0	0	--
9/26/09	BALL STATE	1	6	6.0	1	6
10/3/09	* at Tennessee	1	13	13.0	0	--
10/10/09	at Arkansas					
10/17/09	KENTUCKY					
10/24/09	at LSU					
10/31/09	OLE MISS					
11/7/09	FURMAN					
11/14/09	at Georgia					
11/27/09	ALABAMA					



TERRELL #81
ZACHERY WR
 6-1 · 203 · Jr. · 1L
 Wadley, Ala. (Wadley)
 Public Administration

2009 — Ninth in SEC/89th in NCAA in receiving yards per game, 60.8 ... Earned first career start in season opener vs. Louisiana Tech ... Hauled in 93-yard TD pass from QB Chris Todd that set AU record for longest offensive play in school history ... Finished with 3 catches for 98 yards vs. Tech ... Hauled in two passes for 41 yards, with a long reception of 33 yards, in victory over Mississippi State ... Caught one pass for 15 yards and returned three kickoffs for 49 yards vs. West Virginia ... Set career-high with 122 receiving yards, five receptions and a pair of TD's in victory over Ball State ... Had TD catches of 46 and 65 yards ... Is averaging 68.0 yards per TD catch this season ... Caught two passes for 28 yards including 11-yard TD grab in win over Tennessee ... Had long catch of 17 yards vs. UT ... Has a TD catch in three of five games.

ZACHERY'S CAREER RECEIVING STATS

YEAR	G/GS	NO	YDS	AVG	TD	LP/OPPONENT
2007	1/0	0	0	0.0	0	NA
2008	12/0	2	24	12.0	0	17/Southern Miss
2009	5/4	13	304	23.4	4	93/Louisiana Tech
Totals	18/4	15	328	21.9	4	93/Louisiana Tech

The Players

ZACHERY'S GAME-BY-GAME RECEIVING STATS

DATE	OPPONENT	REC	YDS	AVG	TD	TD REC
9/5/09	* LOUISIANA TECH	3	98	32.7	1	93
9/12/09	MISSISSIPPI STATE	2	41	20.5	0	--
9/19/09	* WEST VIRGINIA	1	15	15.0	0	--
9/26/09	* BALL STATE	5	122	24.4	2	46, 65
10/3/09	* at Tennessee	2	28	14.0	1	11
10/10/09	at Arkansas					
10/17/09	KENTUCKY					
10/24/09	at LSU					
10/31/09	OLE MISS					
11/7/09	FURMAN					
11/14/09	at Georgia					
11/27/09	ALABAMA					



LEE

#73

ZIEMBA

OL

6-8 · 308 · Jr. · 2L

Rogers, Ark. (Rogers)

History

Career — Has started 29 consecutive games on the offensive line.

2009 — Started at tackle in season opener vs. Louisiana Tech and recorded eight knockdown blocks .. Did not allow a sack on 27 pass attempts vs. Tech ... Against Mississippi State, did not allow a sack in 24 pass attempts and had a team-high 9.5 knockdown blocks ... Led offensive line with nine knockdown blocks vs. West Virginia ... Played every offensive snap vs. Mountaineers ... Had a pair of knockdown blocks vs. Ball State ... Finished with second-most knockdown blocks vs. Tennessee with seven ... Has 35.5 knockdown blocks for the season ... Is part of line that has allowed two sacks in 148 pass attempts this season.

Auburn Career Records Update

Rushing Yardage

Player	Seasons	Att	Avg	Yards
1. Bo Jackson	1982-85	650	6.62	4303
2. Carnell Williams	2001-04	741	5.17	3831
3. James Brooks	1977-80	621	5.67	3523
4. Joe Cribbs	1976-79	657	5.13	3368
5. Stephen Davis	1993-95	488	5.76	2811
6. Brent Fullwood	1983-86	390	7.15	2789
7. Ronnie Brown	2000-04	513	5.28	2707
8. Stacy Danley	1987-90	526	4.61	2427
9. Ben Tate	2006-pres.	512	4.88	2499
10. James Joseph	1986-90	452	5.17	2264
11. Kenny Irons	2005-06	454	4.81	2186
12. James Bostic	1991-93	396	5.26	2084
13. Lionel James	1980-83	348	6.14	2068
14. Secdrick McIntyre	1973-76	462	4.31	1992
15. Fob James	1952-55	317	6.03	1913
16. Phil Gargis	1973-76	456	4.13	1884
17. Tommie Agee	1983-86	356	4.87	1735
18. Jimmy Sidle	1962-64	326	5.22	1703
19. Brad Lester	2004-pres.	371	4.55	1689
20. Joe Childress	1953-55	321	5.19	1667
21. Curtis Kuykendall	1944-45	217	7.46	1619
22. Rudi Johnson	2000	324	4.84	1567
23. Terry Henley	1970-72	343	4.47	1534
23. Tommy Lorino	1956-58	227	6.55	1486
25. Monk Gafford	1940-42	221	6.40	1414
26. Mitzi Jackson	1973-75	243	5.65	1373
27. William Andrews	1976-78	267	5.04	1347
28. Ed Dyas	1958-60	261	4.97	1298
29. Tom Bryan	1964-66	265	4.32	1144
30. George Peoples	1978-81	239	4.54	1085
31. Tucker Frederickson	1962-64	260	4.15	1079
32. Bobby Hoppe	1955-57	194	5.56	1078
33. Charlie Hataway	1951-53	282	3.74	1055

Field Goals Made

Player	Seasons	Pct	FGA	FGM
1. John Vaughn	2003-06	.725	69	50
2. Damon Duval	1999-02	.608	74	45
Win Lyle	1987-89	.763	59	45
4. Al Del Greco	1980-83	.609	69	42
5. Wes Byrum	2007-pres.	.717	53	38
Jorge Portela	1977-79	.613	62	38
7. Scott Etheridge	1992-93	.791	43	34
8. Jim Von Wyl	1990-91	.667	48	32
9. John Riley	1967-69	.492	63	31
10. Jaret Holmes	1996-97	.730	37	27

Field Goal Percentage (Min. 10 Made)

Player	Seasons	FGM	FGA	Pct
1. Scott Etheridge	1992-93	34	43	.791
2. Matt Hawkins	1994-95	26	33	.788
3. Win Lyle	1987-89	45	59	.763
4. Jaret Holmes	1996-97	27	37	.730
5. John Vaughn	2003-06	50	69	.725
6. Wes Byrum	2007-pres.	38	53	.717
Ed Dyas	1958-60	17	24	.708
8. Gardner Jett	1970-72	23	34	.676
9. Jim Von Wyl	1990-91	32	48	.667
Robert McGinty	1984	12	18	.667

Punting Average (Min. 50 punts)

Player	Seasons	No	Yards	Avg
1. Terry Daniel	1992-94	169	7522	44.51
2. Kody Bliss	2003-06	202	8861	43.87
3. Damon Duval	1999-02	227	9842	43.36
4. Jaret Holmes	1996-97	110	4676	42.51
5. Clinton Durst	2008-pres.	88	3698	42.02
6. Skip Johnston	1977-79	172	7220	41.98
7. Brian Shulman	1986-88	157	6580	41.91
8. Lewis Colbert	1982-85	244	10179	41.72
9. Ryan Shoemaker	2007-pres.	56	2328	41.57
10. Tommy Lunceford	1965-67	171	7017	41.04

Quarterback Sacks (from 1981)

Player	Seasons	Total Yds.	Sacks
1. Quentin Groves	2004-07	169	26.0
Gerald Robinson	1982-85	150	26.0
3. Tracy Rocker	1985-88	146	21.0
Craig Olgetree	1986-89	117	21.0
5. Reggie Torbor	2000-03	128	18.5
6. Antonio Coleman	2006-pres.	99	17.0
Leonardo Carson	1996-99	123	17.0
Willie Whitehead	1991-94	108	17.0
9. Marcus Washington	1994-96	108	16.0
Gary Walker	1993-94	95	16.0

2009 Auburn Football Statistics

RECORD.....	OVERALL	HOME	AWAY	NEUTRAL
ALL GAMES	5-0	4-0	1-0	0-0
CONFERENCE	2-0	1-0	1-0	0-0
NON-CONFERENCE	3-0	3-0	0-0	0-0

DATE	OPPONENT	W/L	SCORE	ATTEND
09/05/2009	LOUISIANA TECH	W	37-13	81,143
09/12/2009	MISSISSIPPI STATE*	W	49-24	85,269
09/19/2009	WEST VIRGINIA	W	41-30	87,451
09/26/2009	BALL STATE	W	54-30	83,118
10/03/2009	at Tennessee*	W	26-22	102,941

TEAM STATISTICS	AU	OPP
SCORING	207	119
Points Per Game	41.4	23.8
FIRST DOWNS	121	94
Rushing	63	39
Passing	53	44
Penalty	5	11
RUSHING YARDAGE	1269	767
Yards gained rushing	1352	897
Yards lost rushing	83	130
Rushing Attempts	234	187
Average Per Rush	5.4	4.1
Average Per Game	253.8	153.4
TDs Rushing	10	7
PASSING YARDAGE	1295	954
Comp-Att-Int	86-148-2	91-169-8
Average Per Pass	8.8	5.6
Average Per Catch	15.1	10.5
Average Per Game	259.0	190.8
TDs Passing	13	6
TOTAL OFFENSE	2564	1721
Total Plays	382	356
Average Per Play	6.7	4.8
Average Per Game	512.8	344.2
KICK RETURNS: #-Yards	26-588	35-812
PUNT RETURNS: #-Yards	11-35	3-46
INT RETURNS: #-Yards	8-79	2-34
KICK RETURN AVERAGE	22.6	23.2
PUNT RETURN AVERAGE	3.2	15.3
INT RETURN AVERAGE	9.9	17.0
FUMBLES-LOST	10-3	7-5
PENALTIES-Yards	30-285	25-217
Average Per Game	57.0	43.4
PUNTS-Yards	20-788	26-1099
Average Per Punt	39.4	42.3
Net punt average	33.1	40.9
TIME OF POSSESSION/Game	29:09	30:51
3RD-DOWN Conversions	33/71	29/75
3rd-Down Pct	46%	39%
4TH-DOWN Conversions	1/5	5/8
4th-Down Pct	20%	62%
SACKS BY-Yards	10-74	2-9
MISC YARDS	0	0
TOUCHDOWNS SCORED	25	14
FIELD GOALS-ATTEMPTS	10-11	8-9
ON-SIDE KICKS	0-0	0-0
RED-ZONE SCORES	19-20 95%	16-17 94%
RED-ZONE TOUCHDOWNS	14-20 70%	9-17 53%
PAT-ATTEMPTS	25-25 100%	11-13 85%
ATTENDANCE	336981	102941
Games/Avg Per Game	4/84245	1/102941
Neutral Site Games	0/0	

SCORE BY QUARTERS	1st	2nd	3rd	4th	Total
Auburn	47	60	48	52	207
Opponents	35	29	19	36	119

RUSHINGGP	Att	Gain	Loss	Net	Avg	TD	Long	Avg/G
Ben Tate5	97	556	16	540	5.6	2	35	108.0
Onterio McCalebb5	67	430	14	416	6.2	3	62	83.2
Mario Fannin5	11	111	4	107	9.7	0	32	21.4
Kodi Burns5	30	93	10	83	2.8	4	11	16.6
Eric Smith4	10	58	3	55	5.5	0	16	13.8
Neil Caudle3	1	52	0	52	52.0	1	52	17.3
Terrell Zachery5	3	25	0	25	8.3	0	10	5.0
Travante Stallworth5	1	10	0	10	10.0	0	10	2.0
Davis Hooper1	2	1	2	-1	-0.5	0	1	-1.0
TEAM1	1	0	2	-2	-2.0	0	0	-2.0
Chris Todd5	11	16	32	-16	-1.5	0	6	-3.2
Total5	234	1352	83	1269	5.4	10	62	253.8
Opponents5	187	897	130	767	4.1	7	71	153.4

PASSINGG	Effic	Cmp-Att-Int	Pct	Yds	TD	Lng	Avg/G
Chris Todd5	160.81	81-138-1	58.7	1230	12	93	246.0
Kodi Burns5	145.20	3-7-0	42.9	46	1	17	9.2
Neil Caudle3	53.20	2-3-1	66.7	19	0	14	6.3
Total5	157.89	86-148-2	58.1	1295	13	93	259.0
Opponents5	103.51	91-169-8	53.8	954	6	58	190.8

RECEIVINGG	No.	Yds	Avg	TD	Long	Avg/G
Darvin Adams5	22	363	16.5	5	30	72.6
Mario Fannin5	19	247	13.0	2	82	49.4
Terrell Zachery5	13	304	23.4	4	93	60.8
Ben Tate5	8	50	6.2	0	13	10.0
Eric Smith4	7	119	17.0	0	37	29.8
Onterio McCalebb5	4	59	14.8	0	24	11.8
Tommy Trott5	4	39	9.8	1	13	7.8
Jay Wisner5	3	56	18.7	0	24	11.2
Philip Lutzenkirchen5	2	27	13.5	1	14	5.4
Travante Stallworth5	2	21	10.5	0	16	4.2
Kodi Burns5	2	10	5.0	0	8	2.0
Total5	86	1295	15.1	13	93	259.0
Opponents5	91	954	10.5	6	58	190.8

PUNT RETURNS	No.	Yds	Avg	TD	Long
Anthony Gulley5	24	4.8	0	17
Demond Washington3	7	2.3	0	9
Philip Pierre-Louis2	9	4.5	0	7
Mario Fannin1	-5	-5.0	0	0
Total11	35	3.2	0	17
Opponents3	46	15.3	1	10

INTERCEPTIONS	No.	Yds	Avg	TD	Long
Antonio Coleman1	20	20.0	1	20
T'Sharvan Bell1	0	0.0	0	0
Jake Ricks1	21	21.0	0	21
Daren Bates1	0	0.0	0	0
Neiko Thorpe1	22	22.0	0	22
Josh Bynes1	5	5.0	0	5
Walter McFadden1	-4	-4.0	0	0
Craig Stevens1	15	15.0	1	15
Total8	79	9.9	2	22
Opponents2	34	17.0	0	21

KICK RETURNS	No.	Yds	Avg	TD	Long
Onterio McCalebb10	253	25.3	0	52
Mario Fannin5	119	23.8	0	33
Terrell Zachery3	49	16.3	0	19
Ben Tate3	93	31.0	0	36
Eric Smith2	17	8.5	0	14
Harry Adams1	26	26.0	0	26
Anthony Gulley1	24	24.0	0	24
Tommy Trott1	7	7.0	0	7
Total26	588	22.6	0	52
Opponents35	812	23.2	0	44

2009 Auburn Football Statistics

FUMBLE RETURNS	No.	Yds	Avg	TD	Long
Total	0	0	0.0	0	0
Opponents	0	0	0.0	0	0

SCORING	TD	FGs	PATs					Saf	Points
			Kick	Rush	Rcv	Pass	DXP		
Wes Byrum	0	10-11	25-25	0-0	0	0-0	0	0	55
Darvin Adams	5	0-0	0-0	0-0	0	0-0	0	0	30
Kodi Burns	4	0-0	0-0	0-0	0	0-0	0	0	24
Terrell Zachery	4	0-0	0-0	0-0	0	0-0	0	0	24
Onterio McCalebb	3	0-0	0-0	0-0	0	0-0	0	0	18
Ben Tate	2	0-0	0-0	0-0	0	0-0	0	0	12
Mario Fannin	2	0-0	0-0	0-0	0	0-0	0	0	12
Neil Caudle	1	0-0	0-0	0-0	0	0-0	0	0	6
Tommy Trott	1	0-0	0-0	0-0	0	0-0	0	0	6
Philip Lutzenkirchen	1	0-0	0-0	0-0	0	0-0	0	0	6
Craig Stevens	1	0-0	0-0	0-0	0	0-0	0	0	6
Antonio Coleman	1	0-0	0-0	0-0	0	0-0	0	0	6
Josh Bynes	0	0-0	0-0	0-0	0	0-0	0	1	2
Adam Herring	0	0-0	0-0	0-0	0	0-0	0	0	0
Total	25	10-11	25-25	0-0	0	0-0	0	1	207
Opponents	14	8-9	11-13	0-0	0	0-0	0	0	119

TOTAL OFFENSE	G	Plays	Rush	Pass	Total	Avg/G
Chris Todd	5	149	-16	1230	1214	242.8
Ben Tate	5	97	540	0	540	108.0
Onterio McCalebb	5	67	416	0	416	83.2
Kodi Burns	5	37	83	46	129	25.8
Mario Fannin	5	11	107	0	107	21.4
Neil Caudle	3	4	52	19	71	23.7
Eric Smith	4	10	55	0	55	13.8
Terrell Zachery	5	3	25	0	25	5.0
Travante Stallworth	5	1	10	0	10	2.0
Davis Hooper	1	2	-1	0	-1	-1.0
TEAM	1	1	-2	0	-2	-2.0
Total	5	382	1269	1295	2564	512.8
Opponents	5	356	767	954	1721	344.2

FIELD GOALS	FGM-FGA	Pct	01-19	20-29	30-39	40-49	50-99	Lg	Blk
Wes Byrum	10-11	90.9	1-1	3-3	1-1	5-6	0-0	49	0

FG SEQUENCE	Auburn	OPPONENTS
Louisiana Tech	(25),(49),(47)	(20),(46)
Mississippi State	--	(29)
West Virginia	(46),(42)	(28)
Ball State	(32)	(33),(37),(33)
Tennessee	(29),(43),46,(19),(22)	39,(26)

Numbers in (parentheses) indicate field goal was made.

PUNTING	No.	Yds	Avg	Long	TB	FC	I20	Blkd
Clinton Durst	18	751	41.7	52	3	7	6	0
TEAM	1	0	0.0	0	0	0	0	1
Chris Todd	1	37	37.0	37	1	0	0	0
Total	20	788	39.4	52	4	7	6	1
Opponents	26	1099	42.3	53	0	6	8	0

KICKOFFS	No.	Yds	Avg	TB	OB	Retn	Net	YdLn
Morgan Hull	34	2177	64.0	1	3			
Wes Byrum	5	329	65.8	0	0			
Total	39	2506	64.3	1	3	812	42.9	27
Opponents	27	1649	61.1	0	0	588	39.3	30

ALL PURPOSE	G	Rush	Rec	PR	KOR	IR	Tot	Avg/G
Onterio McCalebb	5	416	59	0	253	0	728	145.6
Ben Tate	5	540	50	0	93	0	683	136.6
Mario Fannin	5	107	247	-5	119	0	468	93.6
Terrell Zachery	5	25	304	0	49	0	378	75.6
Darvin Adams	5	0	363	0	0	0	363	72.6
Eric Smith	4	55	119	0	17	0	191	47.8
Kodi Burns	5	83	10	0	0	0	93	18.6
Jay Wisner	5	0	56	0	0	0	56	11.2
Neil Caudle	3	52	0	0	0	0	52	17.3
Anthony Gulley	5	0	0	24	24	0	48	9.6
Tommy Trott	5	0	39	0	7	0	46	9.2
Travante Stallworth	5	10	21	0	0	0	31	6.2
Philip Lutzenkirchen	5	0	27	0	0	0	27	5.4
Harry Adams	5	0	0	0	26	0	26	5.2
Neiko Thorpe	5	0	0	0	0	22	22	4.4
Jake Ricks	5	0	0	0	0	21	21	4.2
Antonio Coleman	5	0	0	0	0	20	20	4.0
Craig Stevens	5	0	0	0	0	15	15	3.0
Philip Pierre-Louis	1	0	0	9	0	0	9	9.0
Demond Washington	5	0	0	7	0	0	7	1.4
Josh Bynes	5	0	0	0	0	5	5	1.0
Davis Hooper	1	-1	0	0	0	0	-1	-1.0
TEAM	1	-2	0	0	0	0	-2	-2.0
Walter McFadden	5	0	0	0	0	-4	-4	-0.8
Chris Todd	5	-16	0	0	0	0	-16	-3.2
Total	5	1269	1295	35	588	79	3266	653.2
Opponents	5	767	954	46	812	34	2613	522.6

2009 Auburn Football Statistics

Defensive Statistics

DEFENSIVE LEADERS	GP	-----Tackles-----			TFL/Yds	-Sacks- No-Yards	-----Pass Def-----			----Fumbles----		Bkd Kick	Saf
		Solo	Ast	Total			Int-Yds	BrUp	QBH	Rcv-Yds	FF		
17 Josh Bynes	.5	27	16	43	1.0-3	.	1-5	3	2	2-0	.	.	1
46 Craig Stevens	.5	27	16	43	5.0-20	1.5-14	1-15	2	4	.	1	.	.
15 Neiko Thorpe	.5	21	9	30	.	.	1-22	3
4 Zac Etheridge	.5	20	8	28	1.5-9	.	.	.	1	1-0	1	.	.
25 Daren Bates	.5	16	8	24	1.5-14	0.5-12	1-0	1	3
6 Walter McFadden	.5	13	6	19	.	.	1-4	4
52 Antonio Coleman	.5	8	11	19	4.5-18	2.5-12	1-20	1	5	1-0	.	.	.
49 Michael Goggans	.5	7	8	15	2.0-5	1.0-2	.	2	2
14 Demond Washington	.5	8	7	15	1.0-12	1.0-12	.	1	3
91 Jake Ricks	.5	6	7	13	0.5-0	.	1-21	1	4	.	1	.	.
90 Nick Fairley	.5	4	6	10	1.0-3	.	.	.	4	1-0	.	1	.
93 Mike Blanc	.5	5	5	10	2.5-12	2.5-12	.	2	3	.	1	.	.
58 Harris Gaston	.4	3	6	9
21 Eltoro Freeman	.4	3	4	7	3
31 Adam Herring	.5	4	3	7	0.5-1
95 Dee Ford	.5	2	4	6	1.5-11	1.0-10	.	.	5
98 Zach Clayton	.3	3	3	6	1.0-5
35 Jonathan Evans	.5	4	2	6
11 Mike Slade	.3	1	3	4
45 Antoine Carter	.2	3	1	4	1.0-3
8 Harry Adams	.5	1	3	4
22 T'Sharvan Bell	.4	4	.	4	.	.	1-0
97 Derrick Lykes	.5	2	2	4	0.5-0
16 Ikeem Means	.4	1	2	3
24 D'Antoine Hood	.2	3	.	3
96 Chris Humphries	.4	2	1	3	1.0-1
32 Eric Smith	.4	1	2	3
56 Ashton Richardson	.5	2	1	3
36 Wade Christopher	.4	.	2	2	1
33 Gabe Barrett	.2	1	1	2
38 Jason King	.4	1	1	2
82 Jay Wisner	.5	2	.	2
20 Drew Cole	.2	1	1	2
83 Gabe McKenzie	.5	1	.	1
51 Watson Downs	.2	.	1	1
75 Andrew McCain	.5	.	1	1
97 Clinton Durst	.5	.	1	1
61 Josh Harris	.5	1	.	1
73 Lee Ziemba	.5	.	1	1
66 Mike Berry	.5	.	1	1
Total	.5	208	154	362	26-117	10-74	8-79	20	40	5-0	4	1	1
Opponents	.5	231	154	385	24.0-80	2-9	2-34	15	22	3-0	4	1	.

Special Teams Tackles

SPECIAL TEAMS	-----Tackles-----			SPECIAL TEAMS	-----Tackles-----		
	Solo	Ast	Total		Solo	Ast	Total
15 Neiko Thorpe	4	2	6	46 Craig Stevens	1	1	2
14 Demond Washington	3	3	6	36 Wade Christopher	0	2	2
8 Harry Adams	2	2	4	58 Harris Gaston	0	2	2
56 Ashton Richardson	2	1	3	4 Zac Etheridge	1	0	1
11 Mike Slade	0	3	3	16 Ikeem Means	1	0	1
22 T'Sharvan Bell	2	0	2	61 Josh Harris	1	0	1
35 Jonathan Evans	2	0	2	20 Drew Cole	0	1	1
82 Jay Wisner	2	0	2	25 Daren Bates	0	1	1
32 Eric Smith	1	1	2	95 Dee Ford	0	1	1
33 Gabe Barrett	1	1	2	96 Chris Humphries	0	1	1
38 Jason King	1	1	2				

2009 Scoring Summaries

Plays	Yards	TOP	Qtr	Scoring Play
LOUISIANA TECH				
13	69	5:36	1	W. Byrum 25-yard field goal
10	66	3:27	1	K. Burns 1-yard run
3	29	0:23	2	W. Byrum 49-yard field goal
3	98	0:48	3	T. Zachery 93-yard pass from C. Todd
7	22	1:36	3	W. Byrum 47-yard field goal
9	72	3:07	4	D. Adams 17-yard pass from C. Todd
13	65	5:02	4	O. McCaleb 3-yard run
MISSISSIPPI STATE				
8	73	3:11	1	K. Burns 1-yard run
--	--	--	1	A. Coleman 20-yard interception return
5	80	1:36	2	O. McCaleb 48-yard run
8	78	1:13	2	K. Burns 1-yard run
7	81	2:51	3	P. Lutzenkirchen 13-yard pass from K. Burns
4	72	1:22	3	B. Tate 35-yard run
13	75	5:19	4	K. Burns 1-yard run
WEST VIRGINIA				
9	38	2:55	1	W. Byrum 46-yard field goal
6	45	1:50	1	D. Adams 16-yard pass from C. Todd
6	43	2:30	2	W. Byrum 42-yard field goal
11	68	3:24	2	D. Adams 4-yard pass from C. Todd
2	86	0:49	3	M. Fannin 82-yard pass from C. Todd
3	19	0:54	4	D. Adams 17-yard pass from C. Todd
--	--	--	4	C. Stevens 15-yard interception return
BALL STATE				
4	28	0:50	1	T. Trott 6-yard pass from C. Todd
6	78	1:50	2	T. Zachery 46-yard pass from C. Todd
--	--	--	2	J. Bynes safety
2	63	0:33	2	O. McCaleb 1-yard run
3	77	0:31	2	T. Zachery 65-yard pass from C. Todd
9	49	2:28	2	W. Byrum 32-yard field goal
10	76	3:21	3	D. Adams 26-yard pass from C. Todd
4	72	1:41	3	M. Fannin 36-yard pass from C. Todd
5	74	2:55	4	N. Caudle 52-yard run

Plays	Yards	TOP	Qtr	Scoring Play
TENNESSEE				
10	44	3:30	1	W. Byrum 29-yard field goal
4	4	1:10	1	W. Byrum 43-yard field goal
9	87	2:32	2	B. Tate 11-yard run
7	55	2:31	3	W. Byrum 19-yard field goal
8	70	2:25	4	T. Zachery 11-yard pass from C. Todd
9	35	3:32	4	W. Byrum 22-yard field goal

Average Scoring Drive: Plays: 7.0 Yards: 60.3 Time: 2:21
--

2009 Starting Lineups

Offense

	WR	TE	LT	LG	C	RG	RT	WR	HB	QB	TB
LOUISIANA TECH	Zachery	Trott	Ziamba	Berry	Pugh	Isom	McCain	Adams	Fannin	Todd	Tate
MISSISSIPPI STATE	Burns	Trott	Ziamba	Berry	Pugh	Isom	McCain	Adams	E. Smith	Todd	McCaleb
WEST VIRGINIA	Zachery	Trott	Ziamba	Berry	Pugh	Isom	McCain	Hawthorne	E. Smith	Todd	Tate
BALL STATE	Zachery	Wisner (WR)	Ziamba	Berry	Pugh	Sullen	McCain	Adams	Fannin	Todd	Tate
at Tennessee	Zachery	Trott	Ziamba	Berry	Pugh	Eddins	McCain	Wisner	Fannin	Todd	Tate
at Arkansas											
KENTUCKY											
at LSU											
OLE MISS											
FURMAN											
at Georgia											
ALABAMA											

Defense

	LE	LT	NG	RE	LB	LB	LB	CB	S	S	CB
LOUISIANA TECH	Coleman	Fairley	Ricks	Goggans	Stevens	Bynes	Herring	McFadden	Etheridge	Bates	Thorpe
MISSISSIPPI STATE	Coleman	Blanc	Ricks	Goggans	Stevens	Bynes	Herring	McFadden	Etheridge	Bates	Thorpe
WEST VIRGINIA	Coleman	Blanc	Ricks	Goggans	Stevens	Bynes	Freeman	McFadden	Etheridge	Bates	Thorpe
BALL STATE	Coleman	Blanc	Ricks	Goggans	Stevens	Bynes	Freeman	McFadden	Etheridge	Bates	Thorpe
at Tennessee	Coleman	Blanc	Ricks	Goggans	Stevens	Bynes	Freeman	McFadden	Etheridge	Bates	Thorpe
at Arkansas											
KENTUCKY											
at LSU											
OLE MISS											
FURMAN											
at Georgia											
ALABAMA											

2009 Game-By-Game Team Statistics

Game	Score	First Downs		Rushing No-Yds-TD	Passing			Total Off. PI-Yds	Punts No-Avg	Fum. F/L	Penalties No-Yds	3rd Dns	Time of Poss
		Tot	Ru-Pa-Pe		C-A-I	Yds	TD						
Louisiana Tech at Auburn	13 37	19 27	6-8-5 17-9-1	37-6-0 52-301-2	18-33-1 17-27-0	149 255	1 2	70-245 79-556	6-38.3 2-41.0	3/1 3/2	3-30 8-87	5-14 8-13	31:23 28:37
Mississippi State at Auburn	24 49	14 29	6-7-1 18-8-3	38-167-1 59-390-5	11-21-2 11-24-0	130 199	1 1	59-297 83-589	6-45.2 5-28.8	0/0 2/0	10-89 5-40	5-14 6-13	28:57 31:03
West Virginia at Auburn	30 41	23 20	11-11-1 7-12-1	39-207-3 41-100-0	24-41-5 17-33-1	302 300	1 4	80-509 74-400	2-49.5 5-44.0	1/1 1/0	4-45 5-37	10-15 9-18	32:45 27:15
Ball State at Auburn	30 54	19 21	10-6-3 10-11-0	44-146-2 34-254-2	18-30-0 21-29-1	114 306	1 5	74-260 63-560	4-41.2 2-43.5	2/2 2/1	4-23 9-86	5-15 4-10	35:56 24:04
at Tennessee Auburn	22 26	19 24	6-12-1 11-13-0	29-151-1 48-224-1	20-44-0 20-35-0	259 235	2 1	73-410 83-459	8-41.8 6-42.5	1/1 2/0	4-30 3-35	4-17 6-17	25:14 34:46
at Arkansas Auburn													
Kentucky at Auburn													
at LSU Auburn													
Ole Miss at Auburn													
Furman at Auburn													
at Georgia Auburn													
Alabama at Auburn													

Miscellaneous Statistics

Average Time of Possession (by Quarter)

	1	2	3	4	Total
AUBURN	7:37	6:50	6:33	8:08	29:09
Opponent	7:22	8:09	8:26	6:51	30:51

Third Down Conversions (by Quarter)

	1	2	3	4	Total
AUBURN	6 of 18	8 of 17	9 of 19	10 of 17	33 of 71
<i>Pct.</i>	33.3	47.1	47.4	58.8	46.5
Opponents	4 of 15	8 of 21	6 of 19	11 of 20	29 of 75
<i>Pct.</i>	26.7	38.1	31.6	55.0	38.7

Third Down Conversions (by Yardage)

<u>Yards to go</u>	1-3	4-6	7-10	11+	Total
AUBURN	15 of 20	9 of 18	7 of 24	2 of 9	33 of 71
<i>Pct.</i>	75.0	50.0	29.2	22.2	46.5
Opponents	9 of 17	9 of 14	9 of 33	2 of 11	29 of 75
<i>Pct.</i>	52.9	64.3	27.3	18.2	38.7

Turnovers

Takeaways — 13, Giveaways — 4
 Difference — +9
 Points Off TOs — AU 48, Opp. 13
 Points Off TOs/Game — AU 9.6, Opp. 2.6

Kickoffs

Kickoffs — 39
 Byrum — 5 KO, 0 TB, 0 OB
 Hull — 34 KO, 1 TB, 3 OB
 Touchbacks — 1
 Out of Bounds — 3
 Opp. Returns — 35 for 812 yards (23.2)
 On-side kicks — 0-for-0

Red Zone

AU Scores/Times in Red Zone: 19/20 (.950)
 AU TDs/Times in Red Zone: 14/20 (.700)
 Scores (14): 14 TD, 5 FG
 Non-Scores (1): Fumble
 Opp. Scores/Times in Red Zone: 16/17 (.941)
 Opp. TDs/Times in Red Zone: 9/17 (.529)
 Scores (16): 9 TD, 7 FG
 Non-Scores (1): INT

2009 Game-By-Game Individual Statistics

Rushing

<u>No.-Yds, TD</u>	<u>#18 Burns</u>	<u>#27 Fannin</u>	<u>#23 McCalebb</u>	<u>#32 Smith</u>	<u>#44 Tate</u>	<u>#12 Todd</u>
LOUISIANA TECH	8-23, 1	0-0, 0	22-148, 1	DNP	20-117, 0	1-3, 0
MISSISSIPPI STATE	9-32, 3	9-75, 0	16-114, 1	3-8, 0	20-157, 1	1-6, 0
WEST VIRGINIA	7-10, 0	1-0, 0	8-20, 0	0-0, 0	19-75, 0	5-(-14), 0
BALL STATE	1-2, 0	0-0, 0	8-83, 1	7-47, 0	13-63, 0	1-2, 0
at Tennessee	5-16, 0	1-32, 0	31-51, 0	0-0, 0	25-128, 1	3-(-13), 0
at Arkansas						
KENTUCKY						
at LSU						
OLE MISS						
FURMAN						
at Georgia						
ALABAMA						

Receiving

<u>No.-Yds, TD</u>	<u>#89 Adams</u>	<u>#18 Burns</u>	<u>#27 Fannin</u>	<u>#13 Hawthorne</u>	<u>#82 Wisner</u>	<u>#81 Zachery</u>
LOUISIANA TECH	4-65, 1	0-0, 0	8-82, 0	DNP	0-0, 0	3-98, 1
MISSISSIPPI STATE	5-116, 0	1-2, 0	1-3, 0	DNP	1-24, 0	2-41, 0
WEST VIRGINIA	6-80, 3	1-8, 0	1-82, 1	0-0, 0	1-16, 0	1-15, 0
BALL STATE	5-73, 1	0-0, 0	3-55, 1	0-0, 0	0-0, 0	5-122, 2
at Tennessee	2-29, 0	0-0, 0	6-25, 0	0-0, 0	1-16, 0	2-28, 1
at Arkansas						
KENTUCKY						
at LSU						
OLE MISS						
FURMAN						
at Georgia						
ALABAMA						

<u>No.-Yds, TD</u>	<u>#43 Lutzenkirchen</u>	<u>#5 Trott</u>	<u>#23 McCalebb</u>	<u>#32 Smith</u>	<u>#44 Tate</u>
LOUISIANA TECH	0-0, 0	0-0, 0	0-0, 0	DNP	2-10, 0
MISSISSIPPI STATE	1-13, 1	0-0, 0	0-0, 0	0-0, 0	0-0, 0
WEST VIRGINIA	0-0, 0	2-20, 0	0-0, 0	4-74, 0	1-5, 0
BALL STATE	1-14, 0	1-6, 1	1-(-3), 0	0-0, 0	3-18, 0
at Tennessee	0-0, 0	1-13, 0	3-62, 0	3-45, 0	2-17, 0
at Arkansas					
KENTUCKY					
at LSU					
OLE MISS					
FURMAN					
at Georgia					
ALABAMA					

Passing

<u>C-A-Yds-Int, TD</u>	<u>#18 Burns</u>	<u>#12 Todd</u>
LOUISIANA TECH	0-1-0-0, 0	17-26-255-0, 2
MISSISSIPPI STATE	1-1-13-0, 1	10-23-186-0, 0
WEST VIRGINIA	1-2-16-0, 0	16-31-284-1, 4
BALL STATE	0-0-0-0, 0	19-26-287-0, 5
at Tennessee	1-3-17-0, 0	19-32-218-0, 1
at Arkansas		
KENTUCKY		
at LSU		
OLE MISS		
FURMAN		
at Georgia		
ALABAMA		

Field Goals

<u>Made. (Missed)</u>	<u>#18 Byrum</u>
LOUISIANA TECH	25, 49, 47
MISSISSIPPI STATE	--
WEST VIRGINIA	46, 42
BALL STATE	32
at Tennessee	29, 43, (46), 19, 22
at Arkansas	
KENTUCKY	
at LSU	
OLE MISS	
FURMAN	
at Georgia	
ALABAMA	

Punting

<u>No.-Avg. In 20</u>	<u>#97 Durst</u>
LOUISIANA TECH	2-41.0, 1
MISSISSIPPI STATE	4-36.0, 2
WEST VIRGINIA	5-44.0, 1
BALL STATE	2-43.5, 0
at Tennessee	5-43.6, 2
at Arkansas	
KENTUCKY	
at LSU	
OLE MISS	
FURMAN	
at Georgia	
ALABAMA	

2009 Game-By-Game Individual Statistics

Defensive Linemen

<u>Solo+Ast=Total</u>	<u>#93 Blanc</u>	<u>#98 Clayton</u>	<u>#52 Coleman</u>	<u>#90 Fairley</u>	<u>#49 Goggans</u>	<u>#91 Ricks</u>
LOUISIANA TECH	1+1=2	DNP	4+3=7	2+3=5	1+1=2	3+3=6
MISSISSIPPI STATE	1+3=4	1+2=3	0+3=3	0+0=0	1+3=4	0+1=1
WEST VIRGINIA	2+0=2	1+0=1	3+3=6	1+2=3	2+1=3	1+1=2
BALL STATE	0+1=1	1+1=2	1+2=3	1+0=1	2+2=4	2+1=3
at Tennessee	1+0=0	DNP	0+0=0	0+1=1	1+1=2	0+1=1
at Arkansas						
KENTUCKY						
at LSU						
OLE MISS						
FURMAN						
at Georgia						
ALABAMA						

Linebackers

<u>Solo+Ast=Total</u>	<u>#17 Bynes</u>	<u>#35 Evans</u>	<u>#21 Freeman</u>	<u>#58 Gaston</u>	<u>#31 Herring</u>	<u>#46 Stevens</u>
LOUISIANA TECH	5+3=8	0+1=1	DNP	1+0=1	2+0=2	6+2=8
MISSISSIPPI STATE	2+6=8	0+1=1	2+4=6	1+0=1	1+3=4	4+3=7
WEST VIRGINIA	10+2=12	DNP	1+0=1	0+1=1	1+0=1	8+3=11
BALL STATE	5+1=6	2+0=2	0+0=0	1+5=6	0+0=0	4+2=6
at Tennessee	5+4=9	2+0=2	0+0=0	DNP	0+0=0	5+6=11
at Arkansas						
KENTUCKY						
at LSU						
OLE MISS						
FURMAN						
at Georgia						
ALABAMA						

Defensive Backs

<u>Solo+Ast=Total</u>	<u>#25 Bates</u>	<u>#4 Etheridge</u>	<u>#6 McFadden</u>	<u>#11 Slade</u>	<u>#15 Thorpe</u>	<u>#14 Washington</u>
LOUISIANA TECH	1+2=3	6+2=8	1+1=2	1+2=3	3+0=3	1+1=2
MISSISSIPPI STATE	0+3=3	6+2=8	4+0=4	0+1=1	5+2=7	0+2=2
WEST VIRGINIA	4+0=4	2+1=3	5+0=5	0+0=0	5+2=7	3+2=5
BALL STATE	5+2=7	1+2=3	2+1=3	DNP	5+1=6	2+0=2
at Tennessee	6+1=7	5+1=6	1+4=5	0+0=0	3+4=7	2+2=4
at Arkansas						
KENTUCKY						
at LSU						
OLE MISS						
FURMAN						
at Georgia						
ALABAMA						

Others

<u>Solo+Ast=Total</u>	<u>#8 Adams</u>	<u>#22 Bell</u>	<u>#45 Carter</u>	<u>#20 Cole</u>	<u>#95 Ford</u>
LOUISIANA TECH	0+0=0	1+0=1	DNP	1+1=2	0+1=1
MISSISSIPPI STATE	0+1=1	1+0=1	DNP	0+0=0	1+0=1
WEST VIRGINIA	0+0=0	1+0=1	DNP	DNP	0+0=0
BALL STATE	1+1=2	1+0=1	2+1=3	DNP	1+3=4
at Tennessee	0+1=1	0+0=0	1+0=1	DNP	0+0=0
at Arkansas					
KENTUCKY					
at LSU					
OLE MISS					
FURMAN					
at Georgia					
ALABAMA					

2009 Player Participation

Player	Pos.	2009 Games Played	2009 Starts	Career Games Played	Career Starts	Consec. Career Starts	Player	Pos.	2009 Games Played	2009 Starts	Career Games Played	Career Starts	Consec. Career Starts
Darvin Adams	WR	5	3	15	3	-	Darrell Roseman	OL	4	-	4	-	-
Harry Adams	DB	5	-	13	-	-	Airon Savage	FS	-	-	19	15	-
Gabe Barrett	DB	2	-	2	-	-	Ryan Shoemaker	P	-	-	13	-	-
Daren Bates	DB	5	5	5	5	5	Mike Slade	DB	4	-	16	-	-
T'Sharvan Bell	DB	5	-	5	-	-	Eric Smith	RB	4	2	16	2	-
DeAngelo Benton	WR	4	-	4	-	-	Vance Smith	OL	2	-	14	2	-
Mike Berry	OL	5	5	23	13	10	Travante Stallworth	WR	5	-	5	-	-
Emory Blake	WR	3	-	3	-	-	Craig Stevens	LB	5	5	30	25	18
Mike Blanc	DL	5	4	29	10	4	John Sullen	OL	5	1	5	1	-
Jorell Bostrom	OL	4	-	4	-	-	Ben Tate	RB	5	4	39	13	3
Kodi Burns	QB	5	1	24	9	-	Neiko Thorpe	DB	5	5	16	6	5
Josh Bynes	LB	5	5	22	13	13	Chris Todd	QB	5	5	12	10	5
Wes Byrum	K	5	-	29	-	-	Jamar Travis	DL	2	-	2	-	-
Quindarius Carr	WR	5	-	17	-	-	Tommy Trott	TE	5	4	44	26	1
Antoine Carter	DE	2	-	25	1	-	Demond Washington	DB	5	-	5	-	-
Neil Caudle	QB	3	-	6	-	-	Derek Winter	WR	5	-	13	-	-
Wade Christopher	LB	4	-	6	-	-	Jay Wisner	WR	5	2	5	2	2
Zach Clayton	DT	3	-	24	1	-	Bailey Woods	TE	3	-	3	-	-
Drew Cole	DB	2	-	13	-	-	Terrell Zachery	WR	5	4	18	4	3
Antonio Coleman	DE	5	5	42	23	7	Lee Ziemba	OT	5	5	30	30	30
Jared Cooper	OL	5	-	11	-	-							
Clayton Crofoot	H	5	-	17	-	-							
John Cubelic	WR	-	-	1	-	-							
John Douglas	RB	5	-	8	1	-							
Watson Downs	LB	2	-	2	-	-							
Clinton Durst	P	5	-	16	-	-							
Bart Eddins	OL	5	1	20	1	1							
Zac Etheridge	SS	5	5	32	29	20							
Jonathan Evans	LB	5	-	5	-	-							
Nick Fairley	DL	5	1	5	1	-							
Mario Fannin	RB	5	3	33	8	2							
Dee Ford	DE	5	-	5	-	-							
Eltoro Freeman	LB	4	3	4	3	3							
Harris Gaston	LB	4	-	4	-	-							
Michael Goggans	DE	5	5	30	17	17							
A.J. Greene	OL	1	-	2	-	-							
Anthony Gulley	WR	5	-	5	-	-							
Josh Harris	DS	5	-	5	-	-							
Tim Hawthorne	WR	3	1	28	5	-							
Adam Herring	LB	5	2	16	2	-							
Robert Hill	DE	1	-	1	-	-							
D'Antoine Hood	DB	2	-	14	1	-							
Davis Hooper	RB	2	-	2	-	-							
Morgan Hull	K	5	-	14	-	-							
Chris Humphries	DL	4	-	4	-	-							
Byron Isom	OL	3	3	15	10	-							
Jason King	RB	4	-	4	-	-							
Philip Lutzenkirchen	TE	5	-	5	-	-							
Derrick Lykes	DL	5	-	5	-	-							
Andrew McCain	OL	5	5	32	5	5							
Onterio McCalebb	RB	5	1	5	1	-							
Walter McFadden	DB	5	5	41	17	17							
Gabe McKenzie	TE	5	-	43	1	-							
Mike McNeil	DB	-	-	25	12	-							
Ikeem Means	DB	4	-	4	-	-							
Andrew Parmer	OL	1	-	1	-	-							
Philip Pierre-Louis	WR	1	-	2	-	-							
Blake Poole	DB	1	-	1	-	-							
Ryan Pugh	OL	5	5	25	24	20							
Spencer Pybus	LB	-	-	12	-	-							
Ashton Richardson	LB	5	-	5	-	-							
Jake Ricks	DT	5	5	36	5	5							

Top Ten Career Games Played (Active)		
1.	Tommy Trott	44
2.	Gabe McKenzie	43
3.	Antonio Coleman	42
4.	Walter McFadden	41
5.	Ben Tate	39
6.	Jake Ricks	36
7.	Mario Fannin	33
8.	Zac Etheridge	32
	Andrew McCain	32
10.	Michael Goggans	30
	Craig Stevens	30
	Lee Ziemba	30

Top Ten Career Games Started (Active)		
1.	Lee Ziemba	30
2.	Zac Etheridge	29
3.	Tommy Trott	26
4.	Craig Stevens	25
5.	Ryan Pugh	24
6.	Antonio Coleman	23
7.	Michael Goggans	17
	Walter McFadden	17
9.	Airon Savage	15
10.	Mike Berry	13
	Josh Bynes	13
	Ben Tate	13

Top Five Consecutive Starts (Active)		
1.	Lee Ziemba	30
2.	Zac Etheridge	20
	Ryan Pugh	20
4.	Craig Stevens	18
5.	Michael Goggans	17
	Walter McFadden	17

2009 Superlatives

Auburn Team Superlatives

Points Scored	.54	vs. Ball State (9/26)
Low	.26	at Tennessee (10/3)
First Downs	.29	vs. Mississippi State (9/12)
Low	.20	vs. West Virginia (9/19)
Rushing Plays	.59	vs. Mississippi State (9/12)
Low	.34	vs. Ball State (9/26)
Net Rushing Yards	.390	vs. Mississippi State (9/12)
Low	.100	vs. West Virginia (9/19)
Passes Attempted	.35	at Tennessee (10/3)
Low	.24	vs. Mississippi State (9/12)
Passes Completed	.21	vs. Ball State (9/26)
Low	.11	vs. Mississippi State (9/12)
Had Intercepted	.1	vs. West Virginia (9/19)
Low	.0	vs. Ball State (9/26)
		three times
		last at Tennessee (10/3)
Net Passing Yards	.306	vs. Ball State (9/26)
Low	.199	vs. Mississippi State (9/12)
Total Offensive Plays	.83	vs. Mississippi State (9/12)
Low	.63	at Tennessee (10/3)
Total Net Offense	.589	vs. Mississippi State (9/12)
Low	.400	vs. West Virginia (9/19)
Fumbles	.3	vs. Louisiana Tech (9/5)
Low	.1	vs. West Virginia (9/19)
Fumbles Lost	.2	vs. Louisiana Tech (9/5)
Low	.0	three times
		last at Tennessee (10/3)
Penalties	.9	vs. Ball State (9/26)
Low	.3	at Tennessee (10/3)
Penalty Yards	.87	vs. Louisiana Tech (9/5)
Low	.35	at Tennessee (10/3)

Auburn Individual Superlatives

Rushing Attempts	.25	by Ben Tate at Tennessee (10/3)
Net Rushing Yards	.157	by Ben Tate vs. Mississippi State (9/12)
Rushing TDs	.3	by Kodi Burns vs. Mississippi St. (9/12)
Pass Attempts	.32	by Chris Todd at Tennessee (10/3)
Pass Completions	.19	by Chris Todd vs. Ball State (9/26)
		by Chris Todd at Tennessee (10/3)
Had Intercepted	.1	by Chris Todd vs. West Virginia (9/19)
		by Neil Caudle vs. Ball State (9/26)
Net Passing Yards	.287	by Chris Todd vs. Ball State (9/26)
Passing TDs	.5	by Chris Todd vs. Ball State (9/26)
Receptions	.8	by Mario Fannin vs. La Tech (9/5)
Receiving Yards	.122	by Terrell Zachery vs. Ball State (9/26)
TD Receptions	.3	by Darvin Adams vs. W. Virginia (9/19)
Punts	.5	by Clinton Durst vs. West Virginia (9/19)
		by Clinton Durst at Tennessee (10/3)
Punt Average	.44.0	by Clinton Durst vs. West Virginia (9/19)
Punts Inside 20	.2	by Clinton Durst vs. Mississippi St. (9/12)
		by Clinton Durst at Tennessee (10/3)
Punt Returns	.3	by D. Washington vs. Mississippi St. (9/12)
Punt Return Yards	.24	by Anthony Gulley vs. W. Virginia (9/19)
Kickoff Returns	.4	by O. McCalebb vs. Mississippi St. (9/12)
Kickoff Return Yards	.91	by O. McCalebb at Tennessee (10/3)
FG Attempts	.5	by Wes Byrum at Tennessee (10/3)
FG Made	.4	by Wes Byrum at Tennessee (10/3)
Interceptions	.1	eight times
Interception Yards	.22	by Neiko Thorpe vs. West Virginia (9/19)

Auburn Individual Long Plays

Rushing	.62	by Onterio McCalebb vs. Ball State (9/26)
Passing	.93	by Chris Todd vs. La Tech (9/5)
Receiving	.93	by Terrell Zachery vs. La Tech (9/5)
Field Goal	.49	by Wes Byrum vs. La Tech (9/5)
Punt	.52	by Clinton Durst at Tennessee (10/3)
Punt Return	.17	by Anthony Gulley vs. W. Virginia (9/19)
Kickoff Return	.52	by O. McCalebb at Tennessee (10/3)
Interception Return	.22	by Neiko Thorpe vs. West Virginia (9/19)

Opponent Team Superlatives

Points Scored	.30	by West Virginia (9/19)
Low		by Ball State (9/26)
First Downs	.13	by Louisiana Tech (9/5)
Low	.23	by West Virginia (9/19)
Rushing Plays	.14	by Mississippi State (9/12)
Low	.44	by Ball State (9/26)
Net Rushing Yards	.29	by Tennessee (10/3)
Low	.207	by West Virginia (9/19)
Passes Attempted	.96	by Louisiana Tech (9/5)
Low	.44	by Tennessee (10/3)
Passes Completed	.21	by Mississippi State (9/12)
Low	.24	by West Virginia (9/19)
Had Intercepted	.11	by Mississippi State (9/12)
Low	.5	by West Virginia (9/19)
	.0	by Ball State (9/26)
		by Tennessee (10/3)
Net Passing Yards	.302	by West Virginia (9/19)
Low	.114	by Ball State (9/26)
Total Offensive Plays	.80	by West Virginia (9/19)
Low	.59	by Mississippi State (9/12)
Total Net Offense	.509	by West Virginia (9/19)
Low	.245	by Louisiana Tech (9/5)
Fumbles	.3	by Louisiana Tech (9/5)
Low	.0	by Mississippi State (9/12)
Fumbles Lost	.2	by Ball State (9/26)
Low	.0	by Mississippi State (9/12)
Penalties	.10	by Mississippi State (9/12)
Low	.3	by Louisiana Tech (9/5)
Penalty Yards	.89	by Mississippi State (9/12)
Low	.23	by Ball State (9/26)

Opponent Individual Superlatives

Rushing Attempts	.21	by Montario Hardesty of Tennessee (10/3)
Net Rushing Yards	.128	by Noel Devine of West Virginia (9/19)
Rushing TDs	.3	by Noel Devine of West Virginia (9/19)
Pass Attempts	.43	by Jonathan Crompton of Tennessee (10/3)
Pass Completions	.20	by Jonathan Crompton of Tennessee (10/3)
Had Intercepted	.4	by Jarrett Brown of West Virginia (9/19)
Net Passing Yards	.259	by Jonathan Crompton of Tennessee (10/3)
Passing TDs	.2	by Jonathan Crompton of Tennessee (10/3)
Receptions	.12	by Jock Sanders of West Virginia (9/19)
Receiving Yards	.115	by Jock Sanders of West Virginia (9/19)
TD Receptions	.1	six times
Punts	.8	by Chad Cunningham of Tennessee (10/3)
Punt Average	.49.5	by Scott Kozlowski of West Virginia (9/19)
Punts Inside 20	.4	by Chad Cunningham of Tennessee (10/3)
Punt Returns	.1	three times
		last by N. Richardson of Tennessee (10/3)
Punt Return Yards	.27	by P. Hanrahan of Mississippi State (9/12)
Kickoff Returns	.7	by Leon Berry of Mississippi State (9/12)
		by Eric Williams of Ball State (9/26)
Kickoff Return Yards	.186	by Leon Berry of Mississippi State (9/12)
FG Attempts	.3	by Ian McGarvey of Ball State (9/26)
FG Made	.3	by Ian McGarvey of Ball State (9/26)
Interceptions	.1	by Ovid Goulbourne of West Virginia (9/19)
		by Jason Pinkston of Ball State (9/26)
Interception Yards	.21	by Jason Pinkston of Ball State (9/26)

Opponent Individual Long Plays

Rushing	.71	by Noel Devine of West Virginia (9/19)
Passing	.58	by Jarrett Brown of West Virginia (9/19)
Receiving	.58	by Brad Starks of West Virginia (9/19)
Field Goal	.46	by Matt Nelson of Louisiana Tech (9/5)
Punt	.53	by Chad Cunningham of Tennessee (10/3)
Punt Return	.27	by P. Hanrahan of Mississippi State (9/12)
Kickoff Return	.44	by Mark Rodgers of West Virginia (9/19)
Interception Return	.21	by Jason Pinkston of Ball State (9/26)

2009 Plays Of 20+ Yards

Yards	Type	Player(s)	Opponent	Qtr.
93 (TD)	pass	Terrell Zachery from Chris Todd	Louisiana Tech	3rd
82 (TD)	pass	Mario Fannin from Chris Todd	West Virginia	3rd
65 (TD)	pass	Terrell Zachery from Chris Todd	Ball State	2nd
62	run	Onterio McCalebb	Ball State	2nd
52 (TD)	run	Neil Caudle	Ball State	4th
48 (TD)	run	Onterio McCalebb	Mississippi State	2nd
46 (TD)	pass	Terrell Zachery from Chris Todd	Ball State	2nd
37	pass	Eric Smith from Chris Todd	West Virginia	2nd
36 (TD)	pass	Mario Fannin from Chris Todd	Ball State	3rd
35 (TD)	run	Ben Tate	Mississippi State	3rd
33	pass	Terrell Zachery from Chris Todd	Mississippi State	4th
32	run	Mario Fannin	Tennessee	3rd
30	pass	Darvin Adams from Chris Todd	Mississippi State	1st
28	pass	Darvin Adams from Chris Todd	Louisiana Tech	4th
28	pass	Darvin Adams from Chris Todd	Mississippi State	2nd
28	pass	Eric Smith from Chris Todd	West Virginia	1st
26	pass	Mario Fannin from Chris Todd	Louisiana Tech	1st
26 (TD)	pass	Darvin Adams from Chris Todd	Ball State	3rd
24	pass	Jay Wisner from Chris Todd	Mississippi State	3rd
24	pass	Onterio McCalebb from Chris Todd	Tennessee	1st
23	run	Mario Fannin	Mississippi State	1st
22	pass	Onterio McCalebb from Chris Todd	Tennessee	2nd
21	pass	Darvin Adams from Chris Todd	Mississippi State	2nd
21	run	Ben Tate	Mississippi State	3rd
20	pass	Mario Fannin from Chris Todd	Louisiana Tech	2nd
20	pass	Darvin Adams from Chris Todd	Mississippi State	2nd
20	run	Ben Tate	Tennessee	2nd
20	pass	Darvin Adams from Chris Todd	Tennessee	4th

Play Breakdown

BY PLAY

Pass.....	20
Run	8

BY GAME

Louisiana Tech	4
Mississippi State	10
West Virginia	3
Ball State	6
at Tennessee	5
at Arkansas	-
Kentucky.....	-
at LSU	-
Ole Miss	-
Furman	-
at Georgia	-
Alabama	-

BY QUARTER

1st	5
2nd	11
3rd	8
4th	4

RUSHING

Ben Tate	3
Onterio McCalebb	2
Mario Fannin	2
Neil Caudle	1

PASSING

Chris Todd	20
------------------	----

RECEIVING

Darvin Adams	7
Mario Fannin	4
Terrell Zachery.....	4
Onterio McCalebb	2
Eric Smith	2
Jay Wisner.....	1

The Last Time ...

An Auburn Team

Had 35 First Downs... vs. Western Carolina, 2002 (37)
Had 30 First Downs... vs. Tennessee, 2004 (31)
Had 400 yards rushing... vs. Mississippi State, 2003 (405)
Had 300 yards rushing... vs. Mississippi State, 2009 (390)
Had 300 yards rushing in consecutive games... vs. Louisiana Tech (301); vs. Mississippi State (390), 2009
Had 50 or more rushing attempts... vs. Louisiana Tech, 2009 (52)
Had six or more rushing TDs... at Kentucky, 2005 (6)
Had five or more rushing TDs... vs. Mississippi State, 2009 (5)
Had four or more rushing TDs... vs. Mississippi State, 2009 (5)
Had 350 or more yards passing... vs. Tennessee, 2004 (374)
Had 300 or more yards passing... vs. Ball State, 2009 (306)
Had 50 or more pass attempts... vs. Mississippi State, 1997 (54)
Had 30 or more pass completions... vs. Arkansas, 1995 (34)
Had five TDs passing... vs. Ball State, 2009 (5)
Had four TDs passing... vs. Ball State, 2009 (5)
Had three TDs passing... vs. Ball State, 2009 (5)
Had 500 or more yards total offense... vs. Ball State, 2009 (560)
Had 500 or more yards total offense in consecutive games... vs. Louisiana Tech (556), vs. Mississippi State, 2009 (589)
Had 80 or more total plays... at Tennessee, 2009 (83)
Scored 70 or more points... vs. Louisiana-Monroe, 2003 (73)
Scored 60 or more points... vs. Ball State, 2005 (63)
Scored 50 or more points... vs. Ball State, 2009 (54)
Scored 40 or more points... vs. Ball State, 2009 (54)
Scored 40 or more points in three consecutive games... vs. Mississippi State (49), vs. West Virginia (41), vs. Ball State (54), 2009
Had five or more fumbles... vs. Southern Miss (5), 2008
Did not commit a turnover... at Tennessee, 2009
Had 200-yard rusher and 100-yard receiver in a game... vs. Syracuse, 2002 (Carnell Williams [202 rush] and Marcel Willis [113 receiving])
Had 150-yard rusher and 150-yard receiver in a game... at Arkansas, 2001 (Carnell Williams [177 rush] and Tim Carter [156 receiving])
Had 100-yard receiver and 100-yard rusher in a game... vs. Mississippi State, 2009 (Ben Tate [157 rush], Onterio McCalebb [114 rush], Darvin Adams [116 rec])
Had two 100-yard rushers in a game... vs. Mississippi State, 2009 (Ben Tate [157] and Onterio McCalebb [114])
Had two 150-yard rushers in a game... vs. Mississippi State, 2003 (Brandon Jacobs [182] and Carnell Williams [164])
Had three 100-yard rushers in a game ... vs. Maryland, 1983 (Tommie Agee [219], Lionel James [115] and Bo Jackson [105])
Had two 100-yard receivers in a game... vs. LSU, 1999 (Ronney Daniels [120] and Markeith Cooper [105])
Had a 60-yard run and a 60-yard pass in a game ... vs. Ball State, 2009 (Onterio McCalebb 62 rush, Chris Todd to Terrell Zachery 65 pass)
Had three players with 2 rushing TDs... vs. Louisiana-Monroe, 2003 (Carnell Williams [2], Brandon Jacobs [2], Tre Smith [2])
Had two players with seven or more catches in a game ... Courtney Taylor vs. Alabama, 2003 (7), Silas Daniels vs. Alabama, 2003 (7)
Scored a touchdown on offense, defense and special teams... vs. Louisiana-Monroe, 2008 (2 offense [1 pass, 1 rush], 1 defense [fumble return], 1 special team [punt return])
Scored on the first offensive play ... vs. Alabama, 2003 (Carnell Williams, 80 yard run)
Returned a punt for a TD... vs. Louisiana-Monroe, 2008 (Robert Dunn) [66 yards]
Returned a kickoff for a TD... vs. Tennessee-Martin, 2008 (Tristan Davis) [95 yards]
Returned opening kickoff for a TD... vs. Tennessee-Martin, 2008 (Tristan Davis) [95 yards]
Returned three Interceptions for TDs... vs. LSU, 1994 (Ken Alvis, Fred Smith, Brian Robinson)
Returned two Interceptions for TDs... vs. LSU, 1994 (Ken Alvis, Fred Smith, Brian Robinson)
Returned an Interception for a TD... vs. West Virginia, 2009 (Craig Stevens) [15]
Returned two fumbles for TDs... vs. Vanderbilt, 2002 (Spencer Johnson, Karlos Dansby)
Returned a fumble for a TD... vs. Tennessee, 2008 (Jake Ricks) [0]
Blocked a punt ... vs. Florida, 2006 (Jerraud Powers)
Blocked two punts... vs. La-Monroe, 2003 (3 - Justin Fetsko [2], Donnay Young)
Blocked three punts ... vs. La-Monroe, 2003 (3 - Justin Fetsko [2], Donnay Young)
Returned a blocked punt for a TD... vs. Florida, 2006 (Tre Smith)
Blocked a field goal ... vs. Georgia, 2008 (Tez Doolittle)
Blocked two field goals in a game... at Georgia, 2001 (Alton Moore, 2)

Blocked a PAT attempt ... at Tennessee, 2009 (Nick Fairley)
Blocked two PAT attempt ... vs. LSU, 1998 (Charles Dorsey, 2)
Missed a kicking PAT... vs. Georgia, 2008 (mishandled snap)
Had a punt blocked... at Mississippi State, 2009 (Clinton Durst)
Had a field goal blocked... at Alabama, 2008 (Morgan Hull)
Had a successful on-side kick... at West Virginia, 2008 (Wes Byrum/Wes Byrum)
Was held scoreless... at Alabama, 2008 (0-36)
Was held scoreless at Jordan-Hare Stadium... vs. Southern California, 2003 (0-23)
Held an opponent scoreless... vs. Louisiana-Monroe, 2008 (34-0)
Held an opponent scoreless at Jordan-Hare Stadium... vs. La-Monroe, 2008 (34-0)
Held an opponent to five or less first downs... vs. Ball State, 2001 (5)
Held an opponent to 10 or less first downs... vs. Tennessee, 2008 (9)
Intercepted five or more passes... vs. West Virginia, 2009 (5)
Intercepted four or more passes... vs. West Virginia, 2009 (5)
Held an opponent to 300 or less yards total offense... vs. Ball State, 2009 (260)
Held an opponent to 200 or less yards total offense... vs. Tennessee, 2008 (191)
Held an opponent to 150 or less yards total offense... at Mississippi State, 2008 (116)
Held an opponent to 100 or less yards total offense... vs. Ball State, 2001 (92)
Held an opponent to 100 or less yards rushing... vs. Louisiana Tech, 2009 (96)
Held an opponent to 50 or less yards rushing... vs. Tennessee-Martin, 2008 (38)
Held an opponent to negative yards rushing... vs. Florida, 2001 (-36)
Held an opponent to 100 or less yards passing... vs. Tennessee, 2008 (67)
Held an opponent without a touchdown... at Mississippi State, 2008
Scored a safety... vs. Ball State, 2009 (Josh Byrnes)
Scored on a fake field goal... vs. Vanderbilt, 2000 (Duval pass to Diamond)
Scored an offensive two-point conversion ... at Alabama, 2006 (Lee Guess pass from Carl Stewart)
Scored two or more offensive two-point conversions... vs. Florida, 2002 [2]
Scored a defensive two-point conversion... vs. LSU, 1998 (Brad Ware)
Had 10 or more penalties... vs. Vanderbilt, 2007 (11)
Had 100 or more penalty yards... at Ole Miss, 2000 (112)
Had 35 minutes time of possession... at West Virginia, 2008 (35:19)
Was involved in a game that ended in a tie... vs. Georgia, 1994 (23-23)
Was involved in an overtime game... vs. Clemson [Chick-fil-A], 2007 (23-20 win)
Won a game without scoring an offensive touchdown ... at Miss. State, 2008 (3-2)

An Auburn Player

Rushed 40 times in a game... Carnell Williams vs. Syracuse, 2002 (40)
Rushed 35 times in a game... Kenny Irons at Georgia, 2005 (37)
Rushed 30 times in a game... Kenny Irons at Arkansas, 2005 (33)
Rushed for 200 yards in a game... Kenny Irons at LSU, 2005 (218)
Rushed for 150 yards in a game... Ben Tate vs. Mississippi State, 2009 (157)
Rushed for 100 yards in a game... Ben Tate at Tennessee, 2009 (128)
Quarterback rushed for 100 yards in a game... Kodi Burns vs. Tennessee-Martin, 2008 (158)
Rushed for 100 yards in five consecutive games... Kenny Irons vs. Alabama (103), at Georgia (179), at Kentucky (103), vs. Ole Miss (101), at LSU (218), 2005
Rushed for 100 yards in four consecutive games... Kenny Irons vs. Alabama (103), at Georgia (179), at Kentucky (103), vs. Ole Miss (101)
Rushed for 100 yards in three consecutive games... Kenny Irons vs. Alabama (103), at Georgia (179), at Kentucky (103), 2005
Rushed for 100 yards in consecutive games... Ben Tate vs. Louisiana Tech (117), Mississippi State, 2009 (157); Onterio McCalebb vs. Louisiana Tech (148), Mississippi State, 2009 (114)
Rushed for 150 yards in three consecutive games... Carnell Williams vs. Tennessee (185), at Arkansas (150), vs. Mississippi State (164), 2003
Rushed for 150 yards in consecutive games... Kenny Irons at Arkansas (182), at LSU (218), 2005
Rushed for 4 or more TDs in a game... Carnell Williams vs. Mississippi State, 2003 (6)
Rushed for 3 or more TDs in a game... Kodi Burns vs. Mississippi State, 2009 (3)
Rushed for 2 or more TDs in four consecutive games... Carnell Williams vs. Western Carolina (2), vs. Vanderbilt (2), at Miss. State (2), vs. Syracuse (2), 2002
Rushed for 2 or more TDs in three consecutive games... Ronnie Brown at Florida (2), vs. LSU (2), at Ole Miss (3), 2002
Passed for 400 yards in a game... Ben Leard at Georgia, 1999 (416)
Passed for 300 yards in a game... Brandon Cox vs. Georgia Tech, 2005 (342)
Attempted 50 passes in a game... Dameyune Craig vs. Mississippi State, 1997 (54)

The Last Time ...

Attempted 40 passes in a game... Kodi Burns at Ole Miss, 2008 (43)
Threw five TDs in a game... Chris Todd vs. Ball State, 2009 (5)
Threw four TDs in a game... Chris Todd vs. Ball State, 2009 (5)
Threw three TDs in a game... Chris Todd vs. Ball State, 2009 (5)
Threw four TDs or more in consecutive games... Chris Todd vs. West Virginia (4), vs. Ball State (5), 2009
Had 400 yards total offense in a game... Jason Campbell vs. Tennessee, 2004 (431)
Had 300 yards total offense in a game... Kodi Burns at Ole Miss, 2008 (340)
Accounted for four or more TDs in a game... Chris Todd vs. Ball State, 2009 (5)
Accounted for three or more TDs in a game... Chris Todd vs. Ball State, 2009 (5)
Caught 15 passes in a game... Willie Gosha vs. Arkansas, 1995 (17)
Caught 10 or more passes in a game... Ronney Daniels vs. Central Florida, 1999 (10)
Caught seven or more passes in a game... Mario Fannin vs. Louisiana Tech, 2009 (8)
Had 200 or more yards receiving in a game... Ronney Daniels at Georgia, 1999 (249)
Had 150 or more yards receiving in a game... Ben Obomanu vs. Ole Miss, 2003 (150)
Had 100 or more yards receiving in a game... Terrell Zachery vs. Ball State, 2009 (122)
Had 100 yards receiving in consecutive games... Courtney Taylor at Ole Miss (108); vs. Arkansas State (116), 2006
Caught four or more TD passes in a game... Alexander Wright vs. Pacific, 1989 (4)
Caught three or more TD passes in a game... Darvin Adams vs. West Virginia, 2009 (3)
Caught two or more TD passes in a game... Terrell Zachery vs. Ball State, 2009 (2)
Caught a TD pass in consecutive games... Darvin Adams vs. West Virginia, Ball State, 2009; Mario Fannin vs. West Virginia, Ball State, 2009
Running back Caught a TD pass in consecutive games ... Mario Fannin vs. West Virginia, Ball State, 2009
Tight End Caught a TD pass in consecutive games ... Gabe McKenzie vs. Kansas State; South Florida, 2007
Scored 15 or more points kicking... John Vaughn vs. Washington State, 2006 (16)
Scored 10 or more points kicking... Wes Byrum at Tennessee, 2009 (14)
Kicked five or more field goals in a game... Jaret Holmes vs. UAB, 1996 (5)
Kicked four or more field goals in a game... Wes Byrum at Tennessee, 2009 (4)
Had 150 kickoff return yards in a game... Tristan Davis vs. Arkansas, 2008 (182)
Had 100 punt return yards in a game... Robert Dunn vs. Southern Miss, 2008 (103)
Scored four or more TDs... Carnell Williams vs. Mississippi State, 2003 (6 rush)
Scored three or more TDs... Darvin Adams vs. West Virginia, 2009 (3 receiving)
Scored a rushing and receiving TD in a game... Mario Fannin vs. Georgia, 2008
Had an 80-yard run... Carnell Williams vs. Alabama, 2003 (80)
Had a 70-yard run... Tristan Davis at Kentucky, 2005 (75)
Had a 60-yard run... Onterio McCalebb vs. Ball State, 2009 (62)
Completed an 80-yard pass... Chris Todd to Mario Fannin vs. West Virginia, 2009 (82)
Completed a 70-yard pass... Chris Todd to Mario Fannin vs. West Virginia, 2009 (82)
Completed a 60-yard pass... Chris Todd to Terrell Zachery vs. Ball State, 2009 (65)
Kicked a field goal of 50 or more yards... Wes Byrum vs. Southern Miss, 2008 (52)
Kicked a field goal of 50 or more yards in consecutive games... John Vaughn, 2006; at Mississippi State (55), vs. Washington State (52)
Kicked two field goals of 50 or more yards in a game... Win Lyle vs. Tennessee, 1987 [55, 52]
Had a 70-yard punt... Kody Bliss vs. Tualne, 2006 (71)
Had a 60-yard punt... Ryan Shoemaker vs. New Mexico State, 2007 (67)
Blocked a field goal in a game... Tez Doolittle vs. Georgia, 2008
Blocked two field goals in a game... Alton Moore at Georgia, 2001
Blocked a PAT attempt ... Nick Fairley at Tennessee, 2009
Blocked two PAT attempts ... Charles Dorsey vs. LSU, 1998 (2)
Blocked a punt in a game... Jeraud Powers vs. Florida, 2006
Blocked two punts in a game... Justin Fetsko vs. Louisiana-Monroe, 2003 (2)
Intercepted three or more passes in a game... Junior Rosegreen at Tennessee, 2004 (4)
Intercepted two or more passes in a game... Jonathan Wilhite vs. New Mexico State, 2007 (2)
Intercepted a pass in consecutive games... Jeraud Powers, 2007; at Georgia; vs. Alabama, 2007
Intercepted a pass in three consecutive games... Jeraud Powers, 2007; vs. Tennessee Tech, at Georgia; vs. Alabama
Recovered two fumbles in a game... Sen'Derrick Marks at Alabama, 2006 (2)
Forced two fumbles in a game... Quentin Groves at Alabama, 2006 (2)

An Auburn Opponent

Scored 50 or more points... Georgia, 1996 (56) [4 OT]
Scored 40 or more points... Arkansas, 2001 (42)
Had 350 or more yards rushing... Arkansas, 2002 (426)
Had 300 or more yards rushing... Arkansas, 2002 (426)
Had 250 or more yards rushing... Arkansas, 2006 (279)
Had 50 or more rushing attempts... Alabama, 2008 (50)
Had 400 yards passing... Louisiana Tech, 2000 (433)
Had 350 yards passing... Tennessee, 2003 (355)
Had 300 yards passing... West Virginia, 2009 (302)
Had 50 or more pass attempts... Kansas State, 2007 (57)
Had 40 or more pass attempts... at Tennessee, 2009 (44)
Had 30 or more pass completions... Kansas State, 2007 (32)
Had 25 or more pass completions... Tennessee-Martin, 2008 (27)
Had four or more TDs passing... Florida, 2000 [SEC Championship] (4)
Had three or more TDs passing... LSU, 2007 (3)
Had five passes intercepted... West Virginia, 2009 (5)
Had four passes intercepted... West Virginia, 2009 (5)
Had 600 yards total offense... Florida, 1996 (625)
Had 500 yards total offense... West Virginia, 2009 (509)
Had 400 yards total offense... at Tennessee, 2009 (410)
Had five or more fumbles... South Carolina, 2005 (5)
Lost four or more fumbles... at Mississippi State, 2002 (4)
Returned a punt for a TD... LSU, 2005 (Skyler Green, 66 yards)
Returned a kickoff for a TD... Alabama, 2003 (Brandon Brooks, 96 yards)
Returned an interception for a TD... Mississippi State, 2007 (Derek Pegues, 20 yards)
Returned a fumble for a TD... Arkansas, 1997 (C.J. McLain, 52 yards)
Returned a blocked punt for a TD... Mississippi State, 2009 (Robert Elliott, 10 yards)
Blocked an Auburn punt... Mississippi State, 2009
Blocked an Auburn field goal... Alabama, 2008 (Bobby Greenwood)
Held Auburn to 300 yards total offense... Alabama, 2008 (170)
Held Auburn to 200 yards total offense... Alabama, 2008 (170)
Held Auburn below 100 yards rushing... Alabama, 2008 (57)
Held Auburn below 50 yards rushing... Georgia Tech, 2003 (40)
Held Auburn to negative yards rushing... Tennessee, 1997 (-15)
Held Auburn below 100 yards passing... Vanderbilt, 2008 (98)
Held Auburn to 10 or less first downs... Alabama, 2008 (8)
Had 10 or more penalties... Arkansas, 2007 (10)
Had 100 or more yards in penalties... Arkansas, 2007 (100)
Had two 100-yard rushers in a game... Arkansas, 2006 [Darren McFadden, 145; Felix Jones, 104]
Had two 100-yard receivers in a game... Tulane, 2006 [Preston Brown, 139; Damarcus Davis, 126]
Had a 100-yard rusher and a 100-yard receiver... West Virginia, 2009 [Noel Devine, 128 rush; Jock Sanders, 118 rec.]
Had a 100-yard rusher and two 100-yard receivers... Tulane, 2006 [Matt Forte, 117 rush; Preston Brown, 139 rec.; Damarcus Davis, 126 rec.]
Did Not Have a Turnover ... Alabama, 2008
Scored a safety... Mississippi State, 2008 (Ryan Pugh holding penalty)
Scored a two-point conversion... Alabama, 2005
Had 35 minutes time of possession... Ball State, 2009 (35:56)

The Last Time ...

An Opposing Player

Rushed for 200 yards in a game... Noel Devine, West Virginia, 2008 (207)
Rushed for 150 yards in a game... Noel Devine, West Virginia, 2008 (207)
Rushed for 100 yards in a game... Noel Devine, West Virginia, 2009 (128)
Passed for 400 yards in a game... Luke McCown, La. Tech, 2000 (433)
Passed for 350 yards in a game... Casen Clausen, Tennessee, 2003 (355)
Passed for 300 yards in a game... Matt Flynn, LSU, 2007 (319)
Attempted 50 passes in a game... Josh Freeman, Kansas State, 2007 (57)
Attempted 40 passes in a game... Cade Thompson, Tennessee-Martin, 2008 (46)
Completed 25 passes in a game... Cade Thompson, Tennessee-Martin, 2008 (27)
Threw three or more TD passes in a game... Pat White, West Virginia, 2008 (3)
Had 400 yards total offense... Luke McCown, La. Tech, 2000 (436)
Had 350 yards total offense... Matt Flynn, LSU, 2007 (353)
Accounted for 3 or more TDs... Noel Devine, West Virginia, 2009 (3)
Caught 10 or more passes... Jock Sanders, West Virginia, 2009 (12)
Caught seven or more passes... Gerald Jones, Tennessee, 2009
Had 100 yards receiving... Jock Sanders, West Virginia, 2009 (115)
Had 200 yards receiving... Charles Lee, Central Florida, 1999 (203)
Caught three or more TD passes... Chris Collins, Ole Miss, 2002 (3)
Scored three TDs... Noel Devine, West Virginia, 2009 (3)
Had a 90-yard run... Guy Minor, LSU, 1936 (90)
Had an 80-yard run... C.J. Spiller, Clemson [Chick-fil-A], 2007 (83) [TD]
Had a 70-yard run... Noel Devine, West Virginia, 2009 (71) [TD]
Had a 60-yard run... Noel Devine, West Virginia, 2009 (71) [TD]
Completed an 80-yard pass... Bryan Randall to Josh Morgan, Va. Tech, 2004 (80) [TD]
Completed a 70-yard pass... Bryan Randall to Josh Morgan, Virginia Tech, 2004 (80) [TD]
Completed a 60-yard pass... Andre' Woodson to Rafael Little, Kentucky, 2005 (65)
Kicked a 50-yard field goal... Steve Lindsey, Ole Miss, 1997 (52)
Had a 70-yard punt... Blake McAdams, Mississippi State, 2007 (73)
Had a 60-yard punt... Blake McAdams, Mississippi State, 2007 (73)
Made three or more FGs ... Colt David, LSU, 2007 (3)