

2009 Tennessee Schedule

Date	Opponent	Time/Result
Sept. 5	Western Kentucky (SEC)	W 63-7
Sept. 12	UCLA (ESPN)	L 15-19
Sept. 19	*at Florida (CBS)	L 13-23
Sept. 26	Ohio (PPV)	W 34-23
Oct. 3	*Auburn (ESPN)	7:45 p.m. ET
Oct. 10	*Georgia	
Oct. 24	*at Alabama	
Oct. 31	*South Carolina	
Nov. 7	Memphis	
Nov. 14	*at Mississippi	
Nov. 21	*Vanderbilt	
Nov. 28	*at Kentucky	

* Southeastern Conference game

2009 Auburn Schedule

Date	Opponent	Time/Result
Sept. 5	Louisiana Tech	W 37-13
Sept. 12	*Mississippi State	W 49-24
Sept. 19	West Virginia	W 41-30
Sept. 26	Ball State	W 54-30
Oct. 3	*at Tennessee	
Oct. 10	*at Arkansas	
Oct. 17	*Kentucky	
Oct. 24	*at LSU	
Oct. 31	*Mississippi	
Nov. 7	Furman	
Nov. 14	*at Georgia	
Nov. 27	*Alabama	
Dec. 5	SEC Championship Game	

* Southeastern Conference game

SEC Standings

East	SEC	All	West	SEC	All
Georgia	2-0	3-1	Alabama	1-0	4-0
Florida	2-0	4-0	Auburn	1-0	4-0
S. Carolina	1-1	3-1	LSU	1-0	4-0
Kentucky	0-1	2-1	Mississippi	0-1	2-1
Tennessee	0-1	2-2	Miss. St.	1-1	2-2
Vanderbilt	0-2	2-2	Arkansas	0-2	1-2

On The Air

Television

ESPN
Play-by-Play: Brad Nessler
Analyst: Todd Blackledge
Sideline: Erin Andrews



Radio

Vol Network
Play-by-Play: Bob Kesling
Analyst: Tim Priest
Sideline: Mike Stowell



XM Satellite Radio

UT Broadcast: Channel 201



The Matchup

Oct. 3 ♦ Neyland Stadium ♦ 7:45 p.m ET ♦ ESPN

	Tennessee	Auburn
Record	2-2	4-0
Ranking	NR/NR	RV/RV
Head Coach	Lane Kiffin (Fresno State 1998)	Gene Chizik (Florida 1985)
Overall	2-2	9-19 (.321)
At School	Same	4-0
Series Slate		Auburn leads 26-21-3

Quick Hits

- **Series History:** Auburn holds the all-time series lead over the Vols 26-21-3, but Tennessee has won 14 of 24 contests in Knoxville (14-8-2). The Vols' last win in the series was a 24-0 shutout of the Tigers at Neyland Stadium in 1999.

- **Last Meeting:** The Vols dropped a 14-12 decision to the Tigers last season at Auburn. Tennessee had four fourth-quarter possessions needing a field goal for the win, but couldn't manage to score. Montario Hardesty scored the Vols' only touchdown.

- **Close Games, Close Series:** Tennessee and Auburn no longer play every year, but the Vols and Tigers are entertaining when they do get together. The last 12 games in the series are split 5-5-2 between the two schools, and nine of those contests have been decided by 10 points or less. In those twelve games, Tennessee leads in total scoring 273-271.

- **Kiffin vs. Chizik:** The two programs' first-year head coaches share a common experience, and it was one of the most notable games in college football history. Lane Kiffin was the Southern Cal offensive coordinator in the 2006 BCS National Championship Game played at the Rose Bowl. He matched wits with then-Texas defensive coordinator Gene Chizik. The Longhorns won a shootout, 41-38 to claim the national title.

- **On Oct. 3:** The Vols are 13-2 all-time on Oct. 3 and have not lost on that date since 1953. The last Oct. 3 contest was a 17-9 win over Auburn in 1998.

- **October is Important:** Tennessee embarks on a four-game stretch through the month of October that is critical to its bowl hopes. The Vols take on Auburn, Georgia, Alabama and South Carolina this month. Against those teams, Tennessee has won just 51 percent of its games all-time. UT's has won 74 percent of its games against its November opponents.

- **A win would:** A win would snap a four-game losing streak to Auburn and give coach Lane Kiffin his first Southeastern Conference win.

- **A loss would:** A loss would be Tennessee's fifth-straight to Auburn and would put the Vols in an 0-2 SEC hole for the second consecutive season.

Hardesty SEC's Leading Rusher

Senior tailback Montario Hardesty is finally the feature back in Tennessee's offense after three seasons as a backup. In four starts during the 2009 season, Hardesty has produced the four largest single-game rushing efforts of his career and scored four touchdowns.

The New Bern, N.C., native is averaging 121.3 yards per game and 5.8 yards per carry. He currently ranks eighth in the nation and atop the SEC in rushing yards per game. He is on pace for 1,818 rushing yards in 2009.

Hardesty has reeled off 16 runs of 10 yards or more, including three 20-plus yard treks and a career-long 43-yard touchdown run.

He became the 27th back in school history to eclipse the career 1,500-yard mark with a 140-yard effort vs. Ohio and now ranks 26th in school history with 1,531 yards.

Hardesty rushed for 1,046 yards in his first three seasons and worked primarily as a goal line back in 2008, scoring six touchdowns.

Thanks in large part to Hardesty, the Vols are rolling up an average of 197 yards per game on the ground through four contests and have scored seven rushing touchdowns.

The Vols ranked sixth in the SEC and 31st in the nation in rushing offense.

Hardesty's 2009 Rushing Stats

Att.	Gain	TD	Per Car.	Per Gm.
84	485	4	5.77	121.25

Berry-Jackson Duo Dominant at Safety

As if having one dominant player roaming the defensive backfield wasn't enough, Tennessee has found a standout true freshman to join All-America junior safety Eric Berry in the UT secondary.

Janzen Jackson has started three games at free safety and registered 12 tackles, a pass break-up and a fumble recovery while quickly earning a reputation as a fearless and bruising tackler.

Berry snagged his 13th career interception vs. Florida, making him the active career leader in the NCAA Football Bowl Subdivision along with Greg James of Louisiana-Monroe and Morgan Burnett of Georgia Tech.

Berry has been among UT's top three tacklers in three of four games and posted double-digit tackle efforts vs. UCLA and Florida.

He currently ranks ninth in the SEC in tackles and first on the team with 31 (7.8 per game). He is also leading the Vols in special teams tackles with five.

Tennessee Football Media Services (All Times Eastern)

Sunday	Monday	Tuesday	Wednesday	Thursday	Friday	Saturday
Lane Kiffin Show 9 a.m. ET	Practice 4:15 p.m.	Media Day 11:30 a.m. ET Kiffin Teleconference Noon ET Practice 4:15 p.m. ET UT Preview Feed 4:15-4:30 p.m.	SEC Teleconference 11 a.m. ET Kiffin - 11:40 UT Teleconference 1 p.m. ET Practice 4:15 p.m. ET	Practice 4:15 p.m. ET	Walk-Through (Closed)	Auburn 7:45 p.m. ET (ESPN)

Tennessee Media Relations

Phone: 865-974-1212

Fax: 865-974-1269

Football Contacts

Bud Ford Assoc. AD - Media Relations
Cell: 865-567-6287
E-mail: bford@tennessee.edu

John Painter Assoc. SID
Cell: 865-414-1143
E-mail: jpainter@tennessee.edu

Tony Williams Intern
Cell 865-850-4753
E-mail: williamst@utk.edu

Additional Media Relations Staff

Associate AD: Debby Jennings

Associate SIDs: Tom Satkowiak, Eric Trainer

Assistant SIDs: Brian Davis, Cameron Harris

Secretary: Susie Treis

Graduate Assistants: Amanda Pruitt, Marcus Dittmer, Zach Stipe, Lindsey Williford

Student Assistants: Donnie Conley, Erin Exum, Tony Geist, Christen Kardatzke, Abigail Mallick, Genna Pinto, Betsy Poore, Drew Rutherford, Megan Stinnett.

Tennessee Sports Information Department

Room 255, Stokely Athletics Center

Mailing Address

P.O. Box 15016
Knoxville, TN 37901-5016

Overnight Address

Men's Sports Information
1720 Volunteer Blvd.
Knoxville, TN 37996

Lane Kiffin Interview Opportunities

Post-Practice

Head Coach Lane Kiffin addresses the media following practices on Monday, Wednesday and Thursday either at Haslam Field or inside the Neyland-Thompson Sports Center.

Tuesday Teleconference

Kiffin participates in a conference call for out-of-town media at noon each Tuesday prior to holding his weekly press conference. The call lasts for 30 minutes and can be accessed by dialing 212-812-4494. Passcode is 8934 8710.

Tuesday Media Day

Following his teleconference each Tuesday, Kiffin will meet with media members in person inside the Neyland Stadium Media Center. The press conference begins at 12:30 p.m. and lasts for 30 minutes.

Wednesday SEC Teleconference

The SEC teleconference begins at 11 a.m. each Wednesday with each SEC coach available for 10 minutes. Lane Kiffin begins at 11:40 a.m. Contact the SEC Media Relations Office for the confidential phone number.

By Appointment

Additional interview requests can be made through John Painter in the Media Relations Office. Every attempt will be made to fulfill those requests.

Coordinator Interview Opportunities

Thursday Post-Practice

Offensive coordinator Jim Chaney and defensive coordinator Monte Kiffin will speak with the media for 5-10 minutes following Thursday practice each week. This will serve as the only interview opportunity for the coordinators. Coordinators will not be available for comment during Tuesday Media Day.

Assistant Coach Interview Opportunities

Monday and Wednesday Post-Practice

If requests are made to the UT Media Relations Office prior to the end of practice on Monday and Wednesday, selected assistant coaches will be asked to speak to the media briefly following the workout. Assistant coaches who speak to the media on Monday will not be asked to speak again on Wednesday. Assistant coaches will not be available for comment during Tuesday Media Day or after games on Saturday.

Player Interview Opportunities

Monday and Wednesday Post-Practice

Requests should be made prior to or during practice on Monday and Wednesday. Players who are requested will be available for 5-10 minutes at Haslam Field or inside the Neyland-Thompson Sports Center. Players who participate at Media Day on Tuesday or on the Wednesday teleconference may not be made available after Wednesday's practice.

Tuesday Media Day

Players requests should be made to the UT Sports Information staff prior to the end of Monday's practice. Five to seven players will be available between 11:30 a.m. and 1 p.m. inside the Neyland Stadium Media Center.

Wednesday Teleconference

Requests for players should be made by Tuesday at 2 p.m. Two to four players will be made available via conference call beginning at 1 p.m. The call lasts 30 minutes and can be accessed by dialing 212-812-4494. Passcode is 8934 8710.

Satellite Coordinates

Lane Kiffin Show

*Sunday 8:45-10 a.m.

* Sunday, September 6, begins at 8:30 a.m.

Lane Kiffin Press Conference

Tuesday 12:30-1 p.m.

Preview Feed

Tuesday 4:15-4:30 p.m.

Coordinates for All Three Shows:

(Digital Ku) Horizons 2, Transponder 7, Slot/Channel A
Uplink: 14246.5 V, Downlink 11946.5 H
Symbol Rate: 6.1113; Data Rate: 8.4480; FEC: 3/4
Aspect Ratio: 4x3

On The Internet

UTsports.com - Tennessee's official athletics Web site serves as a tremendous resource for in-depth information on current and historical UT student-athletes, coaches and teams. The football page includes links to all-time career stats, all-time lettermen, UT's NFL draft history, bowl and championship history and more.

SECsportsmedia.com - Media covering the SEC have their own Web site to get the latest information on the league. Through the services of Sports Systems Inc., the site has the latest updated standings, results, schedules, statistics and notes and PDF versions of all SEC releases and media guides. On the site, the SEC has a Digital Image Platform that provides access to the SEC's latest photographs, images and logos, and links to all of the SEC school media Web sites and home pages.

Offensive Coaches

On the Field

Lane Kiffin (Head Coach - Play Caller)
 Eddie Gran (Running Backs/Special Teams)
 James Cregg (Offensive Line)
 David Reaves (Quarterbacks)
 Frank Wilson (Wide Receivers)

In the Booth

Jim Chaney (Offensive Coordinator)

Sullins Brothers Living Dream

Tennessee offensive linemen Cody and Cory Sullins have seen their lives take similar paths. To begin with, they look exactly alike. Both began their UT careers as walk-ons and eventually earned scholarships from former UT head coach Phillip Fulmer. Now, both have taken the next step and earned their way into the playing rotation on the offensive line.

Cody is the Vols' starting center, and has started four consecutive games this season after winning the job over an injured Josh McNeil in preseason camp. Cory served as a backup in the first three games, but earned a start at guard vs. Ohio.

The two brothers grew up in Cottontown, Tenn., and were Tennessee fans throughout their childhood. They are the fourth set of identical twins to play at Tennessee (Jim/Mike Mondelli-1966-68, Rob/Ron Frere-1970-72, Reggie/Raleigh McKenzie-1981-84).

O-Line Breaks In Two New Starters vs. Ohio

Tennessee has battled inexperience and injuries to its offensive line throughout fall camp and the 2009 season. The Vols entered the season with an experienced starter returning in three of the five offensive line positions, but were forced to go with a new lineup vs. Ohio that featured Jarrod Shaw moving from right tackle to left guard and redshirt freshman Aaron Douglas earning his first career start in his place.

In all, the three returning lettermen have combined for 56 starts and are led by senior Chris Scott's 30-game start streak. Cody Sullins and Jarrod Shaw are both first-year starters.

Tennessee Offensive Linemen

Pos.	Starter	GP	Starts
LT	Chris Scott	37	30
LG	Vladimir Richard	30	9
C	Cody Sullins	9	4
RG	Jacques McClendon	40	17
RT/LG	Jarrod Shaw	6	4
RT	Aaron Douglas	3	1

Brown Continues to Impress

Complimenting senior tailback Montario Hardesty in the UT backfield is true freshman Bryce Brown, who signed with Tennessee as the No. 1-ranked recruit in the nation in the 2009 class.

This season, Brown has carried 43 times for 215 yards and one touchdown, good for an average of five yards per carry. He has also shown flashes as a pass-catcher with seven catches for 102 yards and a score.

In the Ohio game, Brown led the Vols in receiving yards for the second-straight game and produced 116 yards of total offense (56 rushing, 60 receiving). Through four games, Brown is averaging 6.34 yards per offensive touch.

In the WKU game, Brown and fellow true freshman tailback David Oku became the first freshmen runners to score a touchdown in their debut since Aaron Hayden and James Stewart did so vs. Louisville in 1991.

Vols Need Playmaker to Emerge at WR

Through four games, Tennessee is still searching for its go-to receiver. Quarterback Jonathan Crompton has completed a pass to 14 different receivers, but no receiver is averaging more than two catches per game. Senior Quintin Hancock, who missed the Ohio game with a broken jaw, is the only Volunteer to have at least 10 receptions this season.

Junior wideout Gerald Jones, UT's top receiver in 2008, returned to the regular rotation at Florida and has caught just three passes in two games. Jones missed the season opener with an ankle injury and played sparingly vs. UCLA.

Junior Denarius Moore, UT's deep threat in 2008, caught four passes for 47 yards vs. Ohio after catching only one pass in the first three games. Moore was also hampered by an injury early in the year.

The Vols started true freshmen Marsalis Teague and Nu'Keese Richardson in the Ohio game, and the two combined for two receptions and 19 yards.

Tracking The True Freshmen

Tennessee has played multiple true freshmen in each of its first three games. The Vols played 11 true freshmen vs. Western Kentucky, eight in the UCLA game, nine at Florida and seven vs. Ohio. Among those freshmen in all four games were offensive standouts Bryce Brown, David Oku, Nu'Keese Richardson and Marsalis Teague.

The four are combining to average 208 all-purpose yards per game. All four rank in the top six on the team in individual all-purpose yardage. Richardson averaged 19 yards per kickoff return in four attempts vs. Ohio, while Brown led the team in receiving yards for the second-straight game.

Lincoln Sixth All-Time at UT

After starting off the 2008 season a shaky one-of-four in field goal attempts, UT placekicker Daniel Lincoln has hit eight of his last 10 attempts dating to the 2008 Vanderbilt game.

He converted on a career-long field 49-yard field goal to seal Tennessee's win over Ohio and is six-of-seven on the season.

His two field goals against UCLA moved him into a tie for seventh on the UT career field goals list with 33 conversions and his two makes vs. Florida moved him alone into sixth place with 35 career conversions. He now stands at 37 career makes and 10th on UT's all-time scoring list with 200 points.

Through his career, Lincoln is averaging 1.32 field goals per game, which puts him on pace to kick 63 in his UT career. That number would make him second on the all-time UT list behind Fuad Reveiz's 71 career conversions.

With his two kicks in each of the last three games, Lincoln now has 14 multiple field goal games in his career.

The Ocala, Fla., native earned All-America honors in 2007 after converting 21 of 28 field goal attempts and scoring a school record 112 points.

UT in the Polls

Week-by-Week	Coaches	AP	Harris	BCS
Preseason	RV	RV	--	--
Week 1	RV	RV	--	--
Week 2	NR	NR	--	--
Week 3	NR	NR	--	--
Week 4	NR	NR	NR	--

Week 5				
Week 6				
Week 7				
Week 8				
Week 9				
Week 10				
Week 11				
Week 12				
Week 13				
Week 14				
Final				

USA Today Coaches Poll (Week 4)

1. Florida (58)	4-0
2. Texas (1)	4-0
3. Alabama	4-0
4. LSU	4-0
5. Boise State	4-0
6. Virginia Tech	3-1
7. USC	3-1
8. Oklahoma	2-1
9. Ohio State	3-1
10. TCU	3-0
11. Cincinnati	4-0
12. Oklahoma State	3-1
13. Penn State	3-1
14. Georgia	3-1
15. Houston	3-0
16. Kansas	4-0
17. Iowa	4-0
18. Mississippi	2-1
19. California	3-1
20. Michigan	4-0
21. Miami (FL)	2-1
21. Brigham Young	3-1
23. Missouri	4-0
24. Nebraska	3-1
25. Oregon	3-1

Harris Poll (Sept. 27)

1. Florida (99)	4-0
2. Texas (4)	4-0
3. Alabama (11)	4-0
4. LSU	4-0
5. Boise State	4-0
6. Virginia Tech	3-1
7. USC	3-1
8. Ohio State	3-1
9. Oklahoma	2-1
10. Cincinnati	4-0
11. TCU	3-0
12. Penn State	3-1
13. Houston	3-0
14. Iowa	4-0
15. Oklahoma State	3-1
16. Kansas	4-0
17. Georgia	3-1
18. Mississippi	2-1
19. Brigham Young	3-1
20. Michigan	4-0
21. California	3-1
22. Miami (FL)	2-1
23. Oregon	3-1
24. Nebraska	3-1
25. Missouri	4-0

Associated Press Poll (Week 4)

1. Florida (55)	4-0
2. Texas (1)	4-0
3. Alabama (4)	4-0
4. LSU	4-0
5. Boise State	4-0
6. Virginia Tech	3-1
7. USC	3-1
8. Oklahoma	2-1
9. Ohio State	3-1
10. Cincinnati	4-0
11. TCU	3-0
12. Houston	3-0
13. Iowa	4-0
14. Oklahoma State	3-1
15. Penn State	3-1
16. Oregon	3-1
17. Miami (FL)	2-1
18. Kansas	4-0
18. Georgia	3-1
20. Brigham Young	3-1
21. Mississippi	2-1
22. Michigan	4-0
23. Nebraska	3-1
24. California	3-1
25. Georgia Tech	3-1

Notes on the Defense/Special Teams

Neyland Stadium



• Neyland Stadium Quick Facts:

Built: 1921 as Shields-Watkins Field
Dedicated: Oct. 20, 1962, as Neyland Stadium
Surface: Natural Grass
Capacity: 100,011
Attendance Record: 109,061 vs. Florida (2004)
All-Time Record: 424-105-17
Winning Seasons: 77 (last in 2008)
Undefeated Seasons: 36 (last in 2007)
Longest Winning Streak: 30 games (1928-1933)
Longest Losing Streak: 4 games (Two times)

• **100,000 Strong:** Neyland Stadium's current capacity is 101,011, making it the nation's fourth-largest college football venue trailing Penn State's Beaver Stadium (107,282), Michigan Stadium (106,201) and Ohio State's Ohio Stadium (102,329).

• **Second Nationally in Total Wins:** Tennessee has won 424 all-time games at Neyland Stadium. Only Georgia Tech's Bobby Dodd Stadium (431 wins) has hosted more victories for its team—and Bobby Dodd Stadium (1913) opened eight years before Neyland Stadium (1921).

• **.792 All-Time Winning Percentage:** The 2009 season marks Tennessee's 88th year of football in Neyland Stadium. The Volunteers own a 424-105-17 all-time record at home, giving them a Rocky Top winning percentage of .793.

• **Crowds of More than 100,000:** In their last 87 home games at Neyland Stadium, the Tennessee Vols have played in front of crowds of at least 100,000 fans 80 times. Since the stadium's capacity was expanded to more than 100,000 in 1996, the Vols have had just seven home crowds of less than six figures.

• **Retired Jerseys:** A group of seven celebrated Volunteers now have their respective jerseys permanently displayed on lighted signage just below the upper deck at Neyland Stadium.

92	Reggie White	1980-83
16	Peyton Manning	1994-97
91	Doug Atkins	1950-52
62	*Clyde "Ig" Fuson	1942
49	*Rudy Klarer	1941-42
32	*Bill Nowling	1940-42
61	*Willis Tucker	1940

* Died serving in WWII. Numbers are retired in honor of their service in the United States military.

Defensive Coaches

On the Field

Monte Kiffin (Defensive Coordinator)
 Ed Orgeron (Defensive Line)
 Lance Thompson (Linebackers)

In the Booth

Willie Mack Garza (Secondary)

Kiffin's Defense Strong Through Four Games

Through four contests, the Tennessee defense ranks statistically among the best in the Southeastern Conference and the nation in passing defense, rushing defense and total defense. The Vols are ranked 11th in the nation and third in the league at 146 passing yards per game and 15th in the nation and second in the league at 87 rushing yards per game. Tennessee is eighth nationally and third in the SEC in total defense at 233 yards per game. The Vols also rank second in the SEC in tackles for loss with 30.

The Vols held Ohio to just 21 total rushing yards and minus-1 rushing yard in the first half.

In the UCLA contest, the Vols did not allow the Bruins a first down on six of 13 possessions and posted five tackles for loss and two sacks.

In the season opener vs. WKU, Monte Kiffin's defense allowed 83 yards of total offense and posted 12 tackles for loss and five sacks.

UT Defense Stingy in Fourth Quarter

Through four games, the Tennessee defense has allowed just three points to be scored in the fourth quarter. The Vols opened the season by playing 49 fourth-quarter minutes without allowing a point before surrendering a field goal to Ohio.

Tennessee Defense in the Fourth Quarter

Game	Yards	TO	Punts	Pts.
WKU	1	2	2	0
UCLA	-5	Safety	1	0
Florida	74	1	1	0
Ohio	127	0	0	3

Defense Relying on New Faces

UT defensive coordinator Monte Kiffin certainly has leadership and experience he can depend on within his unit. The Vols, however, are also relying heavily on a number of players who have not contributed in past seasons or are new to the program.

The UT participation report from the UCLA game, the Vols' first true test of the season, noted six new starters and an additional 10 backups who had not previously played significant snaps in their careers. Among those 16 players, 10 were either true freshmen, redshirt freshmen or sophomores.

At Florida, the Vols saw another new face step up as true freshman Greg King filled in nicely for an injured LaMarcus Thompson at linebacker, posting one tackle for loss.

In the Ohio game, Tennessee turned to true freshman Nigel Mitchell-Thornton at middle linebacker after senior and team captain Nick Reveiz was lost for the season with a knee injury. Mitchell-Thornton finished the game with five tackles and a quarterback hurry. King earned his first start of the season and posted six tackles and a PBU. Andre Mathis earned his first career start at defensive tackle but did not make a stop.

McCoy Returns to Form vs. Ohio

Rico McCoy tied for the team lead with eight tackles including a shared tackle for loss vs. Ohio. It was the first time this season McCoy has been the Vols' top tackler, though he had done so 13 times in the previous three seasons.

McCoy is currently second on the team with 28 tackles from his weakside linebacker position. He finished the 2008 season second on the team with 87 stops.

Defensive Line Making Plays

The UT defensive line was expected to be somewhat of a question mark entering the 2009 season, but through four games, the Vols are among the national leaders in tackles for loss.

Tennessee's 30 tackles for loss rank second in the SEC and in the top 20 nationally. The defensive line is responsible for 13 of the TFLs and eight of the Vols' 10 sacks.

Chris Walker has emerged as the star of the unit, posting two sacks at Florida to give him four on the season. That mark ranks second in the SEC and 14th nationally. In the Ohio game, Walker registered his first career interception return for touchdown on a busted screen play.

The unit also features seniors Dan Williams and Wes Brown inside along with juniors Ben Martin and Gerald Williams on the ends. Freshmen Montori Hughes and Willie Bohannon along with senior Andre Mathis provide depth in the group.

Tennessee Defensive Linemen

Name	TFL	Sack	FF	FR	QBH
Walker	5.5	4.0	1	0	0
D. Williams	1	0	0	0	0
Bohannon	1	1	0	0	0
Brown	1	1	0	0	1
G. Williams	0	0	0	1	2
Martin	3	2	0	0	0
Hughes	1	0	0	0	0
Fowlkes	.5	0	0	0	0

Cunningham Takes Over Punting Duties

For the first time since 2000, Tennessee entered a football season without a Colquitt on the roster and handling the punting duties. Replacing the departed Britton Colquitt in 2009 is Chad Cunningham, who handled the punting duties for five games in 2008 while Colquitt served a suspension.

After not having to punt in the season opener, Cunningham has kicked 11 times for a 40.7-yard average. He kicked three times for a 49.5-yard average vs. UCLA, which was the best single game average of his career. He also connected on a 57-yard boot, which tied a career long (at Auburn, 2008).

Cunningham's Career Punting Stats

Yr.	Punt	Yds.	Avg.	TB	I20	Long
2007	3	122	40.7	0	1	46
2008	25	988	39.5	3	11	57
2009	11	448	40.7	1	1	57
Total	39	1,558	39.9	4	13	57

Eric Berry

#14, Defensive Back

Fairburn, Ga.

Notables

- **Jim Thorpe, Walter Camp and Chuck Bednarik Watch Lists:** After a stellar 2008 season, Berry has been added to the watch lists for the 2009 Jim Thorpe Award, presented to the nation's top defensive back, as well as for the Walter Camp Player of the Year Award and the Chuck Bednarik Award. Berry was a Thorpe Award finalist last season and a Walter Camp first-team All-America selection.
- **2008 NCAA Consensus All-America:** Berry became just the 12th player in Tennessee history and one of only nine players nationwide to earn Consensus All-America honors in 2008. He was also named preseason First-Team All-America by every publication and media outlet prior to the 2009 season.
- **2008 SEC Defensive Player of the Year:** The Southeastern Conference coaches voted Berry the 2008 Defensive Player of the Year after he had one of the best seasons ever by a Tennessee defensive back. He finished third on the team with 72 tackles and posted an FBS-best seven interceptions. He returned those interceptions for a single-season school and conference record 265 yards, scoring two touchdowns along the way.
- **SEC Career Interception Return Leader:** Berry snagged seven interceptions and posted 265 interception return yards in 2008. Added to his five picks and 222 interception return yards from 2007, he now ranks atop the Southeastern Conference career list with 487 total pick return yards. He stands just 15 yards shy of the NCAA record held by Terrell Buckley of Florida State.

What They're Saying

- "Eric is such a great leader. It's hard to remember I think for all of us that he just finished his sophomore year. You feel like he's a five-year NFL vet or something because he's so professional by the way he goes about his business on and off the field." - Lane Kiffin, UT head coach
- "He is the whole package. He doesn't like football; he loves it. If I'm a GM in the NFL, I'm taking Eric Berry with whatever pick I have." - Monte Kiffin, UT defensive coordinator.
- "He's very physical and he is just a playmaker." - Tim Tebow, Florida QB
- "Absolutely delightful person. Witty, grounded, engaging. I could go on." - Pat Forde, ESPN.com

Honors and Awards

- 2008 Consensus All-America
- 2008 SEC Defensive Player of the Year
- 2008 Tennessee Sports Writers Player of the Year
- 2008 Jim Thorpe Award Finalist
- 2008 SEC Defensive Player of the Year
- 2007 Freshman All-America

Career Statistics

Year	G	UT	AT	TT	Sacks/	TFL/	FR/	INT/	High		
					Yds	Yds	FF			Yds	PD
2007	14	57	29	86	0/0	2/3	1	2/55	9	5/222	14-Ky
2008	12	44	28	72	3/11	8.5/21	0	0	13	7/265	11-Ala
2009	4	20	11	31	0/0	3.5/5	0	0/0	1	1/0	11-Fla.
Totals	30	121	68	189	3/11	14/29	1	2/55	23	13/487	14-Ky

Berry in the Record Books

NCAA Career Interception Return Yards

Name	School	Yards
Terrell Buckley	Florida State	501
Eric Berry	Tennessee	487

NCAA Active Career Interception Return Yards

Name	School	Int.	Yds.	Year
Eric Berry	Tennessee	13	487	Jr.
Alterraun Verner	UCLA	11	272	Sr.
Tyler Sash	Iowa	9	251	So.

NCAA Active Career Interceptions

Name	School	Int.	Games	Per Game
Eric Berry	Tennessee	13	30	.4
Morgan Burnett	Georgia Tech	13	30	.4
Greg James	ULM	13	40	.3

SEC Career Interception Return Yards

Name	School	Yards	Years Played
Eric Berry	Tennessee	487	2
Bobby Wilson	Mississippi	379	4
Darryl Bishop	Kentucky	376	3

UT Career Interception Return Yards

Name	Years	Yards
Eric Berry	2007-08	487
Mike Jones	1967-69	305
Tim Priest	1968-70	305

UT Career Interceptions

Name	Year	Interceptions
1. Tim Priest	1968-70	18
6. Eric Berry	2007-Pres.	13

Head Coach Lane Kiffin

The Lane Kiffin File

Born

May 9, 1975, Bloomington, Minn.

Education

Jefferson High School, Bloomington, Minn.; Fresno State University 1998.

College Football

Quarterback, Fresno State, 1994-97.

Coaching Career

1998	Fresno State (student assistant)
1999	Colorado State (graduate assistant)
2000	Jacksonville Jaguars
2001-06	Southern California
2007-08	Oakland Raiders
2009	Tennessee

Wife

Layla Reaves Kiffin

Children

Landry (Dec. 13, 2004), Presley (Oct. 19, 2007), Knox (Jan. 13, 2009).

Lane Kiffin's Coaching Career

Year	School	Position
1998	Fresno State	Student Assistant
1999	Colorado State	Graduate Assistant/Offensive Line
2000	Jacksonville Jaguars (NFL)	Defensive Quality Control
2001	Southern California	Tight Ends
2002	Southern California	Wide Receivers
2003*	Southern California	Wide Receivers
2004*	Southern California	Passing Game Coordinator/Wide Receivers
2005	Southern California	Offensive Coordinator/Wide Receivers/ Recruiting Coordinator
2006	Southern California	Offensive Coordinator/Wide Receivers Recruiting Coordinator
2007	Oakland Raiders (NFL)	Head Coach
2008	Oakland Raiders (NFL)	Head Coach
2009	Tennessee	Head Coach

* National Champions

What They're Saying

"I have no doubt Lane will do great things at UT."

~ Pete Carroll, head coach at USC

"One of the brightest minds in football."

~ Jeff Tedford, head coach at California

"A brilliant football mind."

~ Jeff Fisher, head coach of the Tennessee Titans

"Singularly focused ... not going to stop, even in the midst of success."

~ Mike Tomlin, head coach of the Pittsburgh Steelers

The mastermind of our offense at USC...He's going to do a great job."

~ Reggie Bush, New Orleans Saints

"A standup guy ... I enjoyed some of my best experiences learning from him."

~ LenDale White, Tennessee Titans

Primed to Succeed

Lane Kiffin has the pedigree and the experience necessary to succeed at the highest level of college football. He is the son of the finest defensive coordinator in the game, Monte Kiffin, and has studied under the likes of Tom Coughlin, Dom Capers, Jeff Tedford and Pete Carroll.

In six seasons as a full-time college coach, Kiffin's teams have amassed a 65-12 record, made five BCS bowl appearances and won two national championships.



A Great Offensive Mind

Kiffin is at the helm of a college program for the first time, but with his legendary father monitoring the defense and his own track record of offensive success, very little is likely to slip through the cracks when it comes to X's and O's.

During his three seasons as a coordinator at Southern California, Kiffin-led offenses produced record numbers. In 2004, Kiffin's passing game produced a 3,300-yard passer, three 500-yard receivers and 34 touchdowns through the air. In 2005, Kiffin's offense was among the national elite in total offense, scoring offense, rushing, passing and passing efficiency. In 2006, he coordinated an offense that ranked in the top six nationally in every offensive category. The Trojans scored 50 points a school-record seven times that season, finished first in the Pac-10 in passing efficiency and produced two 1,000-yard receivers and a 3,000-yard passer.

With the Oakland Raiders in 2007, Kiffin improved scoring by more than a touchdown and presided over a rushing offense that ranked sixth in the league.

A Builder of Star Players

The list of names by itself would be enough. It reads as a who's who of college football stars and early-round NFL Draft picks. Lane Kiffin has coached three Heisman Trophy winners (Carson Palmer, Matt Leinart and Reggie Bush) and NFL Draft picks Matt Cassell, Dwayne Jarrett, Steve Smith, LenDale White, Mike Williams and Keary Colbert.

In 2006, Leinart threw for 3,322 yards passing and 33 touchdowns. In 2005, Kiffin tutored Bush to 1,740 yards on 200 carries and 16 touchdowns. In 2002, Palmer threw for school-record marks of 3,942 yards and 33 touchdowns while also setting a school record for completions with 309.

In the NFL, Kiffin worked several other great players including Darren McFadden and JaMarcus Russell, both of whom came to the NFL from the Southeastern Conference.

A Five-Star Recruiter

Kiffin had only two months as head coach to put together his 2009 signing class, and he had a full coaching staff to help him for only the last three weeks before National Signing Day. Nonetheless, Kiffin and his staff assembled one of the nation's top classes, a group ranked in the top 10 in the country by both Rivals.com and Scout.com.

Tennessee signed 23 prospective student-athletes, including two who earned a five-star rating from one of the two recruiting services and 13 who were rated as four-star prospects.

One of the five-star prospects, running back Bryce Brown was considered the No. 1 prospect in the nation by multiple recruiting publications, making him the highest-rated prospect ever to sign with Tennessee. Of the 19 prospects who signed on or after Feb. 4, 18 qualified academically to enroll at Tennessee and play the 2009 season.

As recruiting coordinator at Southern California in 2005-06, Kiffin signed the nation's top-ranked class both years, helping the Trojans dominate in the Pac-10 and nationally.

The Youngest Head Coach in FBS Football

Kiffin was the NFL's youngest-ever head coach when he took over the Oakland Raiders in 2007, and two seasons later he is youngest head coach in major college football. Kiffin was 34 years and four months old when the Vols kicked off vs. Western Kentucky on Sept. 5. He is just less than seven months younger than Northwestern's Pat Fitzgerald. Kiffin is one of only six coaches in the FBS who will coach the 2009 season under 40 years of age and one of only four who will do so in a BCS conference.

Youngest Head Coaches in Football Bowl Subdivision

Lane Kiffin	34	May 9, 1975	Tennessee
Pat Fitzgerald	34	Dec. 2, 1975	Northwestern
Steve Sarkisian	35	March 8, 1974	Washington
David Elson	37	Aug. 26, 1971	Western Kentucky
Mario Cristobal	38	Sept. 9, 1970	Florida International
Bret Bielema	39	Jan. 13, 1979	Wisconsin

Richardson, Oku Improving on Returns

Tennessee has a unique situation on special teams in that both its kick returner and punt returner are true freshmen. The Vols line up running back David Oku and wide receiver Nu'Keese Richardson as deep men on kickoff returns, and Richardson also handles punt return duties.

Through four games, Richardson is averaging 11.4 yards per punt return and 19 yards per kickoff return, while Oku is returning kickoffs an average of 18.7 yards per attempt. Richardson ranks second in the SEC in punt return average. Nationally, only five freshmen rank above Richardson in punt return average.

Tennessee is the only SEC team to have exclusively true freshmen handling all return duties.

Vols Among Least Penalized Nationally

Through four contests, Tennessee ranks among the least penalized teams in the nation at an average of 3.5 flags per game. That mark ranks fifth in major college football. Concerning penalty yards, the Vols are tied for fourth nationally at 28.5 per game.

After being flagged six times for 45 yards in the season opener vs. Western Kentucky, Tennessee has drawn laundry just eight times in the last three games for a total of 69 yards.

UT in the NCAA/SEC Statistical Rankings

Below are Tennessee's statistical ranks in eight team offensive and defensive categories.

Category	Mark	SEC	NCAA
Total Offense	368.5	6th	60th
Scoring Offense	18.0	7h	33rd
Rushing Offense	87.0	2nd	15th
Passing Offense	171.3	10th	97th
Total Defense	233.0	3rd	8th
Scoring Defense	16.33	7th	28th
Rushing Defense	109.0	5th	45th
Passing Defense	146.0	3rd	11th

Four Named 2009 Captains

Tennessee head coach Lane Kiffin selected four captians prior to the season opener vs. Western Kentucky.

Two players on each side of the ball were selected. On offense it was running back Montario Hardesty and quarterback Jonathan Crompton while on defense it was linebacker Nick Reveiz and safety Eric Berry.

Berry was also a captain in 2008, making him the first two-time captain since Parys Haralson in 2004 and 2005. Reveiz is the first former walk-on to be named a captain since J.J. McCleskey in 1992.

Vols Not Long For Losing Seasons

In 76 seasons since the forming of the Southeastern Conference, Tennessee has suffered through just 10 losing seasons and has never posted sub-.500 marks in back-to-back seasons. The Vols own the longest such active streak in the nation at 93 seasons.

In the seasons immediately following losing campaigns, Tennessee has won 63 percent of its games, averaged seven wins per season, won at least eight games four times and claimed the 1989 conference title with an 11-1 mark. The Vols have made four bowl games after losing seasons and gone 3-1 in those contests.

Six Vols Change Positions for 2009

With a new coaching staff came new positions a number of Vols. A total of six players will line up in a different position in 2009 than in 2008.

Notable within those changes are that Brandon Warren and Wes Brown will start at their new positions, and Aaron Douglas could play the first snap. Rod Wilks moved from defensive back to wide receiver less than two weeks before the season opener due to injuries at the position. Gerald Williams also changed from defensive end to linebacker and then back to defensive end during spring practice.

Position Changes	2008	2009
Ben Bartholomew	FB	TE
Wes Brown	DE	DT
Aaron Douglas	TE	OT
Rae Sykes	DE	DT
Brandon Warren	TE	WR
Rod Wilks	DB	WR

Kiffin One of 12 Former NFL Head Coaches in Bowl Subdivision

UT head coach Lane Kiffin is one of 12 former NFL head coaches now at the helm of a major college program. In addition, he becomes the fifth head coach in the Southeastern Conference to have led an NFL team.

Former NFL Head Coaches in FBS

Rich Brooks	Kentucky
Pete Carroll	Southern California
Butch Davis	North Carolina
Dennis Erickson	Arizona State
Al Groh	Virginia
June Jones	SMU
Lane Kiffin	Tennessee
Bobby Petrino	Arkansas
Nick Saban	Alabama
Mike Sherman	Texas A&M
Steve Spurrier	South Carolina
Dave Wannstedt	Pittsburgh

Berry Named Lott Trophy Defensive Player of the Week after Florida Game

Tennessee Safety Eric Berry was named The Lott Trophy IMPACT Player of the Week following the Vols' 23-13 loss to Florida on Sept. 19. Berry led the team with 11 tackles and an interception--the 13th of his career--in the loss.

Berry was also named the Player of the Game on the national CBS broadcast.

The Lott Trophy award gives the Vols two weekly awards through three weeks of the season. Offensive tackles Chris Scott was named SEC Offensive Lineman of the Week following UT's season-opening win over Western Kentucky.

SEC Players of the Week

Date	Player	Award	Opp.
Sept. 7	Chris Scott	Off. Lineman	WKU

Other Weekly Awards

Date	Player	Award	Opp.
Sept. 20	Eric Berry	Lott Trophy POW	Florida

The Southeastern Conference



- **Television Coverage:** The Southeastern Conference signed a 15-year deal with ESPN for the rights to every SEC home football game not on the CBS package. All league matchups will be shown on an ESPN outlet, including at least 20 a year on ESPN or ESPN2.

- **BCS Success:** The Southeastern Conference has an all-time BCS bowl win total of 12, three more than the next-closest league (Pac-10 - 9 wins). The league's winning percentage of .710 (12-5) is also the highest among all BCS conferences. The league has won five BCS national titles and the last three in a row.

- **Bowl Wins:** During the last three seasons, the SEC has gone 19-7 (.731) in bowl games. No other conference has won more than 12 bowl games during that same span.

- **Non-conference Dominance:** In 2008, the SEC led all NCAA FBS conferences with a 76.7 winning percentage in non-conference games. It marks the third year in a row that the SEC has led all NCAA FBS conferences in non-conference winning percentage.

- **Attendance:** The SEC drew 6.4 million fans to its games in 2008. In 83 game dates, the SEC averaged 76,832 fans per game, which is the highest mark in NCAA history.

Tennessee in the SEC

- **All-Time Wins:** Tennessee ranks second in the Southeastern Conference with 778 all-time victories and with an all-time winning percentage of .693 (778-329-53). Only Alabama has more all-time wins or a higher winning percentage.

- **All-Time SEC Wins:** Tennessee ranks second in the conference with 311 all-time league wins and second in all-time league winning percentage at .645 (311-159-53). Only the Crimson Tide has accomplished more within the league since its inception in 1932.

- **Interdivisional Excellence:** The Vols own the best interdivision record among SEC teams, going 36-15-1 (.701) against the Western Division since the league split in 1992.

- **Shutouts:** Since conference expansion in 1992, Tennessee ranks tied for second in the SEC in shutouts posted by its defense with 13 (tied with Auburn). The Vols have recorded at least one shutout in three of the last eight years.

- **On the Road in the SEC:** Since 1992, Tennessee owns one of the best road records in league games among SEC teams, going 49-20 for a mark of .710.

- **Attendance:** Tennessee has led the league in attendance for 35-consecutive seasons and ranked among the top four nationally for 33 seasons.

Notes on the Volunteers

UT in the NFL



● **NFL Pipeline:** Tennessee has 31 active players on NFL rosters, which ranks seventh among all college teams and third in the Southeastern Conference.

Erik Ainge	Jets	Anthony Herrera	Vikings
Jason Allen	Dolphins	Jamal Lewis	Browns
Robert Ayers	Broncos	Leonard Little	Rams
Kevin Burnett	Chargers	Peyton Manning	Colts
Chad Clifton	Packers	Jerod Mayo	Patriots
Dustin Colquitt	Chiefs	Turk McBride	Lions
Brad Cottam	Chiefs	Tony McDaniel	Dolphins
Shaun Ellis	Jets	Robert Meachem	Saints
Ramon Foster	Steelers	Marvin Mitchell	Saints
Aubrayo Franklin	49ers	Jonathan Wade	Rams
Omar Gaither	Eagles	Kelley Washington	Ravens
Deon Grant	Seahawks	Scott Wells	Packers
Jabari Greer	Saints	Gibril Wilson	Dolphins
Parys Haralson	49ers	Jason Witten	Cowboys
Albert Haynesworth	Redskins	Eric Young	Rams
John Henderson	Jaguars		

● **Tennessee in the NFL Draft:** Ten former Vols have been selected in the first round of the NFL Draft since 2000. In the history of the draft, seven times more than one UT player has been selected in the first round. The Vols lead the SEC with 39 all-time first-round picks and have had one in each of the last two seasons (Robert Ayers - 2009 and Jerod Mayo - 2008).

● **Super Bowl Vols:** Tennessee has had a representative in 20 of the last 22 Super Bowls. A total of 48 former Vols have played in the big game and 18 have done so since 2000.

● **Vols in the Pro Bowl:** Former Vols Albert Haynesworth, Peyton Manning and Jason Witten earned 2009 Pro Bowl invitations. Thirty-four former UT athletes have received 102 all-time invitations.

● **Atkins, White Enshrined in Canton:** Legendary defensive linemen Doug Atkins (1950-52) and Reggie White (1980-83) represent UT in the Pro Football Hall of Fame. Atkins starred for the Chicago Bears (1955-66) and the New Orleans Saints (1967-69). White is remembered as one of the best pass rushers in NFL history. He retired as the NFL's all-time sacks leader and is the only player in league history to have recorded nine consecutive seasons of double-digit sack totals. White passed away Dec. 26, 2004.

● **Manning a 3-time NFL MVP:** Former Tennessee great Peyton Manning has won three NFL MVP awards (2003, 04, 08) and is ranked among the all-time top-10 in touchdown passes, completions, and passing yards.

● **Morgan on Patriots All-Time Team:** Former UT wide receiver (1973-76) was named to the New England Patriots' All-Time Team as the organization celebrates its 50th anniversary in 2009. Morgan recorded more than 10,000 career receiving yards and scored 72 touchdowns in 15 years in the league. He was selected for the Pro Bowl four times.

Five Vols Make First Career Start vs. Ohio

Tennessee had five players make their first career start in the Ohio game: WR Nu'Keese Richardson, LB Greg King, OT Aaron Douglas, OG Cory Sullins and DT Andre Mathis. The Vols have now had 13 players earn their first starting nod in 2009.

Other offensive players on that list are center Cody Sullins, right tackle Jarrod Shaw and true freshman wide-out Marsalis Teague. On defense, the other new starters have been defensive ends Chris Walker and Gerald Williams, cornerback Art Evans, safety Janzen Jackson and linebacker LaMarcus Thompson.

Tennessee has four true freshmen (Teague, Jackson, Richardson and King) who have earned starts through four games. Teague has started all four contests, while Jackson got the starting nod at free safety in the last three contests.

The Vols have used just 13 different starters on offense, but 16 different starters on defense.

2009 Career Starting Experience

Offense	'06	'07	'08	'09	Tot	Strk
FB Kevin Cooper	.	.	10	4	14	8
TE Jeff Cottam	.	6	2	.	8	.
QB Jonathan Crompton	1	.	6	4	11	6
OT Aaron Douglas	.	.	.	1	1	1
WR Quintin Hancock	.	.	1	3	4	-
RB Montario Hardesty	5	.	1	4	10	4
WR Gerald Jones	.	.	7	.	7	-
OG Jacques McClendon	1	6	6	4	17	4
C Josh McNeil	9	14	12	.	35	-
OG Vladimir Richard	.	.	6	3	9	-
WR Nu'Keese Richardson	.	.	.	1	1	1
OT Chris Scott	.	14	12	4	30	30
OL Jarrod Shaw	.	.	.	3	3	-
QB Nick Stephens	.	.	6	.	6	-
TE Luke Stocker	.	.	12	4	16	16
C Cody Sullins	.	.	.	4	4	4
OG Cory Sullins	.	.	.	1	1	1
WR Marsalis Teague	.	.	.	4	4	4
WR Brandon Warren	9*	.	1	.	1	-
Totals	16	40	82	44	182	

*Warren started nine games at Florida State as a tight end during the 2006 season.

Defense	'06	'07	'08	'09	Tot	Strk
DB Eric Berry	.	14	12	4	30	30
DE Wes Brown	.	.	12	3	15	-
DB Art Evans	.	.	.	4	4	4
DB Janzen Jackson	.	.	.	3	3	3
DB Marsalous Johnson	.	7	2	1	11	-
LB Greg King	.	.	.	1	1	1
DT Andre Mathis	.	.	.	1	1	1
DE Ben Martin	.	.	.	2	2	2
LB Rico McCoy	2	13	12	4	31	16
LB Nick Reveiz	.	.	1	4	5	4
DB Dennis Rogan	.	.	12	3	15	-
LB LaMarcus Thompson	.	.	.	3	3	-
DB Brent Vinson	.	10	.	1	11	1
DE Chris Walker	.	.	.	4	4	4
DB Dan Williams	.	10	9	4	23	5
DE Gerald Williams	.	.	.	2	2	-
Totals	12	54	60	44	160	

Special Teams	'07	'08	'09	Tot	Strk
P/KO Chad Cunningham	1	5	4	10	4
PK Daniel Lincoln	14	10	4	28	7
Totals	15	15	8	38	

Returning Production for 2009

Despite returning only eight players who started at least 10 games last season, much of the Vols' statistical production from a season ago will be on the field in 2008. In 10 categories the Vols return at least half of their 2008 production.

Stat	2008	Returns	Percentage
Scoring	208	152	73.0
Passing	1,750	1,750	98.8
Rec. Yards	1,750	886	50.6
Receptions	153	77	50.3
Total Offense	3,225	2,229	69.1
KR Yards	1,037	933	89.9
PR Yards	212	212	100.0
Tackles	818	450	55.0
Sacks	23	12	52.1
Interceptions	17	12	70.5

Record Book Watch

Three Vols are on "Record Book Watch" as they climb toward Tennessee, SEC or NCAA records during the 2009 season.

Eric Berry

NCAA Career Interception Return Yards

1. Terrell Buckley	1989-91	FSU	501
2. Eric Berry	2007-Pres.	UT	487

UT Career Interceptions

1. Tim Priest	1968-70	18
5. Deon Grant	1997-99	14
t-6. Eric Berry	2007-Pres.	13

Daniel Lincoln

UT Career Field Goals

1. Fuad Reveiz	1981-84	71
5. John Becksvoot	1991-93	52
t-6. Daniel Lincoln	2007-Pres.	37

UT Career Scoring

1. Jeff Hall	1995-98	371
9. George Hunt	1969-71	203
10. Daniel Lincoln	2007-Pres.	200

Dennis Rogan

UT Career Kickoff Returns

1. Willie Gault	1979-82	78
3. Corey Larkins	2001-04	63
t-4. Dennis Rogan	2007-Pres.	44

UT Career Kickoff Return Yards

1. Willie Gault	1979-82	1,854
3. Corey Larkins	2001-04	1,307
4. Dennis Rogan	2007-Pres.	1,133

UT Career Total Kick Return Yards

1. Willie Gault	1979-82	2,513
5. Bobby Majors	1969-71	1,530
6. Dennis Rogan	2007-Pres.	1,365

2009 Roster A Family Affair

Tennessee's 2009 roster features three sets of brothers and six players who are the sons of former UT football lettermen. Freshman wideout Zach Rogers is the younger brother of senior Austin Rogers, who is out for the season with a knee injury. Senior offensive linemen Cody and Cory Sullins are identical twins, and senior linebacker Nick Reveiz has a younger brother, Shane, who is a sophomore and plays the same position.

Second-generation Vols

Carson Anderson	LB Terry Anderson, 1976-78
Eric Berry	RB James Berry, 1978-81
Chad Cunningham	OG Rory Cunningham, 1980
Aaron Douglas	OT David Douglas, 1984-85
Nick and Shane Reveiz	PK Fuad Reveiz, 1981-84

Ten Playing With Degrees

Ten Tennessee Volunteers will be playing the 2009 season having already earned an undergraduate degree. Those Vols are enrolled in graduate classes, while five more members of the 2009 squad have met the requirements for one undergraduate degree and are working on a second certificate.

Of the 15 athletes who have graduated or met the requirements to graduate, 12 will likely contribute throughout the season.

Graduates: Wes Brown	Jeff Cottam
Morgan Cox	Jonathan Crompton
Chad Cunningham	Derrick Furlow
Jacques McClendon	Austin Rogers
Cody Sullins	Cory Sullins

2nd Degree: Montario Hardesty	Marsalous Johnson
Josh McNeil	Vladimir Richard
Dan Williams	

“Vol Scholar” Insignia Recognizes Academic Diligence

The VOLScholar program, an initiative of UT's Thornton Athletics Student Life Center in cooperation with the men's and women's athletics departments, is a comprehensive academic and citizenship-building program that has gained enthusiastic support from several of UT's athletic teams. Student-athletes earned the right to wear the VOLScholar patch on their uniform by achieving a 3.0 grade-point average in the previous fall and/or spring semester.

"We have a lot of outstanding young men and women in our program that are doing great things on and off the field of competition," said Mike Hamilton, men's athletics director. "This is just another way to recognize them for their behavior and prepare them for life after school."

Vols Regulars on Television

Since 1990, Tennessee has had 193 games broadcast on national or regional television. More than 80 percent of UT's total games since 1990 have been televised.

Scoring Streak

Tennessee has scored in 187 consecutive games dating to a 31-0 shutout by Florida in Knoxville in 1994. It is the SEC's second-longest streak, trailing Florida's 257. UT's home scoring streak is at 99, while it has scored in 160 straight games away from Neyland Stadium. UT's last road shutout was a 44-0 loss at Georgia in 1984.

Vols Finish 2008 Fourth Nationally In Attendance

Tennessee finished the 2008 season fourth in the nation in attendance with an average of 101,448 fans per game entering the gates of Neyland Stadium.

The Vols have ranked in the top four in attendance each of the last 33 seasons and been the highest-drawing team in the SEC for each of the last 35 seasons.

Six SEC schools ranked in the top-10 nationally in attendance.

2009 NCAA Attendance Leaders

Team	Cum. Att.	Per Game
1. Michigan	759,997	108,571
2. Penn State	757,775	108,254
3. Ohio State	734,830	104,976
4. Tennessee	710,136	101,448
5. Texas	686,324	98,046

Vols Enter 2009 with Top-10 Winning Percentage Since 1950

Tennessee is among the 10 winningest college football programs since 1950. Entering 2009, the Vols owned a 466-199-20 record, good for a .695 winning percentage. That mark ranks eighth nationally and second in the SEC. All-time, the Vols rank ninth in total wins with 776 (entering 2009).

Five Vols on Preseason Watch Lists

Five Tennessee athletes find themselves on preseason watch lists for various awards. Eric Berry is on the watch list for the Jim Thorpe Award, presented to the nation's top defensive back, the Walter Camp Player of the Year Award and the Chuck Bednarik Award. Tight end Jeff Cottam is on watch list for the John Mackey Award, while center Josh McNeil made the Outland Trophy watch list and kicker Daniel Lincoln made the Lou Groza Award preseason list. Linebacker Rico McCoy also found himself on the Bednarik Award list.

Preseason Honors

Tennessee had seven players who earned preseason All-America or All-SEC acclaim from a preview publication.

All-America

SS Eric Berry	Multiple Publications (First Team)
LB Rico McCoy	Phil Steele (Fourth Team)
C Josh McNeil	Sporting News (Third Team)

Coaches All-SEC

SS Eric Berry	First Team
WR Gerald Jones	Third Team
OL Jacques McClendon	Third Team
LB Rico McCoy	Second Team
C Josh McNeil	Second Team
OL Chris Scott	Second Team
DT Dan Williams	Second Team

Media All-SEC

SS Eric Berry	First Team
C Josh McNeil	Second Team



Vlad the Extoller - Lock In

Senior offensive guard Vladimir Richard is back this season to wax philosophic on current events. In this week's issue, Vlad the Extoller explains the typical day-by-day routine of preparing for game day with the help of junior defensive tackle Victor Thomas.

Sunday

"We get treatment from 1 to 4, get our rehab and everything. Get all the kinks worked out and everything. Get your grades up. Usually as the O-Line, we come in at noon and start watching film, and see how we did."

Monday

"We come in for practice, have meetings and watch the film. It's 'Tell the Truth Monday.' Whatever you did, good or bad, it's going to be told. You can't be mad about it. We're all grown about it. You have to be a man and take it.

"In practice, the things we did not do good in the game, we go out and correct it. We'll do a few plays for the next opponent."

Tuesday

"We're really locked in now. It's 'Competition Tuesday.' Nice, physical practice. We just come out here and compete. Your mind just has got to be ready. We're coming out hitting, doing everything. We're getting great looks from the service team and going against each other, offense versus defense. We just have to come out there with our mind right. It's going to be physical. It's going to be hot, and we have to grind through it."

Wednesday

"Wednesday is 'No Turnover Wednesday.'" At this, Thomas steps in to correct The Extoller. "Now, for the defense, it's 'Turnover Wednesday.'" The Extoller admits there are competing theme names for Wednesdays.

"Yeah, they're going to try to get the ball, but we're going to protect the ball and do everything we can not to have turnovers as an offense. Wednesday's another good day of practice, as far as physicality is concerned. Whatever you did on Tuesday, you have to look better doing it on Wednesday."

Thursday

"It's 'No Repeat Thursday.' By Thursday, we should not have any mistakes. We've been doing this all week. We come out here, really grind and play fast."

Friday

"We have meetings and 2 or 2:30, and it's locked in. Whatever's going on with your girlfriend, with your family, school or whatever, you forget about all that until after we win that game on Saturday. We have to be fully locked in. That's how a typical week goes."

"There's times when we can smile and have fun, but you always have to be focused. No distractions. That's what the coaches demand of us, and that's what we should demand of ourselves and our teammates. It's a team effort. We've got to lock in as a team and a unit."

Speaking Volumes



"Every day I am around him I am more amazed. We are not talking about a redshirt, 5th-year senior. He is a third-year player in a new system. Every day it's something new and he picks it up so quickly."

~ Monte Kiffin on Eric Berry

"I want to be one of the best backs in the SEC. I don't believe I've shown what I can do yet. I want to be that kind of back, and that's what drives me to come out here and go as hard as I can everyday."

~ RB Montario Hardesty on the 2009 season

"I think we have a powerful message around the country about what's going on in Tennessee football. I think you'll see a lot of kids who just came here like (UT tailback) Bryce (Brown) and Janzen Jackson, who played every snap on defense. If you come here, you're going to play."

~ Lane Kiffin on playing true freshmen

"I don't know how much of a statement we made, but I feel like we continued to play hard for the whole game and I think we set an identity for ourselves. I feel like we're growing as a team, we just have to keep getting better."

~ RB Montario Hardesty after the Florida loss

"I put a lot of pressure on myself, which a lot of people don't understand. I go in every offseason like I'm an incoming freshman trying to regain my spot. I'm always working and trying to get things done. I'll let those other guys deal with all the Heisman campaign and everything like that. I just deal with what I can deal with."

~ S Eric Berry on the pressure of being a high-profile player

"I'm having a blast. This isn't just about being with my kid. I know the kid pretty good. I didn't come here to get to know the head coach. I've known him for 34 years."

~ Monte Kiffin on his decision to coach at Tennessee

"I just bit down on my mouthpiece and gave it everything I had. All the power cleans this summer, all those squats. I had to use everything. He didn't run me over. At first I was, 'Like, dang he got me.' But when I looked at the Jumbotron, we both hit each other and kind of fell to the side. It was a good collision."

~ S Eric Berry on his collision with Florida's Tim Tebow.

Future Matchups Set with Elite Programs

Never shying away from facing elite competition, Tennessee's future schedules feature matchups with some of the nation's top-flight college football programs.

Tennessee has an outstanding slate of non-conference opponents signed to contracts beginning in 2010.

During the last 20 years, Tennessee's non-conference schedule has included elite competition on an annual basis. The Vols have played Notre Dame four times, UCLA four times, Miami (Fla.), Syracuse and California twice, along with meetings against Fresno State, Louisville, Washington State, Oklahoma State, Marshall and Texas Tech.

Future non-conference games vs. BCS opponents

2010 - Oregon
2011 - Cincinnati, at North Carolina
2012 - North Carolina, N.C. State
2013 - at Oregon
2014 - at Oklahoma
2015 - Oklahoma
2016 - at Nebraska
2017 - Nebraska

Neyland Gets New Look

For the third season in a row, Volunteer fans who entered Neyland Stadium for the 2009 season saw an improved facility.

The Neyland Stadium Master Plan, a five-phase, multi-year renovation project, is in its third phase.

Phase III, the largest and most expensive phase of the renovations, began after the 2008 football season and features a number of changes for the 2009 and 2010 seasons.

This season, fans noticed renovation of the top level concourse of the west lower sideline, removal of the scissor ramps leading to the west upper deck, the addition of elevators and stairwells on the west side, improvements to the west tower sky boxes and press center and the construction of the West Club section.

Upgrades scheduled for completion by the beginning of the 2010 season include a plaza outside Gate 21, a renovated lower northeast concourse, a brick and wrought iron facade along the north and west sides of the stadium, a statue of Gen. Neyland on the west side and the Tennessee Terrace along the west upper deck.

SEC Signs Deals With CBS, ESPN

The Southeastern Conference recently signed a 15-year deal with ESPN to televise sporting events, including football and men's and women's basketball.

The agreement announced in August is the longest ESPN has ever signed and matches the length of the powerhouse league's deal with CBS earlier in the month.

ESPN's various outlets will carry more than 5,500 SEC events over the 15-year period, including league championships in women's basketball, baseball, softball and gymnastics.

CBS will carry a football game of the week along with prime-time games and doubleheaders. The CBS agreement also covers other platforms, including certain digital and Internet rights.

New Rules for 2009

● **Uniform Colors:** Teams can now both wear colored jerseys as long as the home team agrees and the home team's conference agrees that the colors are sufficiently contrasting.

● **Helmet to Helmet:** Conferences will review video of certain plays deemed dangerous due to helmet contact and, if necessary, impose further punishment. If a player is ejected, the review is required.

● **Punter Protection:** Punters will lose special protection if they run outside of the tackle box before kicking the ball. This will apply to rugby-style punters, who will lose protection from roughing and running-into-the-kicker calls if they are more than 5 yards from either side of where the ball was snapped.

● **Illegal Formations:** The offensive formation rule now limits backfield players to four, thus eliminating illegal-formation penalties if only 10 men are on the field. Previously, the rule was written to require seven players on the line of scrimmage.

● **Untimed Downs:** End-of-quarter penalties won't cause an extra play if the infraction results in a loss of down.

Berry a Sporting News Columnist

Tennessee safety Eric Berry, a preseason Sporting News All-America selection, is among 18 college football stars who will write weekly diaries throughout the season in Sporting News Today, the world's first digital daily sports newspaper.

Others from the Southeastern Conference participating are Ciron Black of LSU, Antonio Coleman of Auburn, Mike Johnson of Alabama and Jevan Sneed of Ole Miss.

Up Next: Georgia

Tennessee hosts No. 18/14-ranked Georgia to close out its three-game homestand Oct. 10. The Vols hold a 20-16-2 advantage in the series and a 10-8-1 advantage in Knoxville. The two teams have split the last four meetings with each taking a home game and a road game.

Georgia finished last season 10-3 and ranked in the top-15 in both the Coaches and AP Polls. The Bulldogs are 3-1 this season.

It is the first-ever gridiron meeting between UT head man Lane Kiffin and Georgia coach Mark Richt.

Last 10 vs. Auburn

2008	Auburn	L	12-14
2004	Knoxville	L	10-34
	Atlanta	L	28-38*
2003	Auburn	L	21-28
1999	Knoxville	W	24-0
1998	Auburn	W	17-9
1997	Atlanta	W	30-29*
1991	Knoxville	W	30-21
1990	Auburn	T	26-26
1989	Auburn	W	21-14

*SEC Championship Game

Active Player Stats vs. Auburn

Rushing	Att.	Yds.	Avg.	TD	Lg.
Hardesty	10	35	3.5	1	17
G. Jones	4	25	6.2	0	23
Crompton	7	15	2.1	0	15

Receiving	Rec.	Yds.	Avg.	TD	Lg.
G. Jones	1	14	14.0	0	14
Stocker	1	8	8.0	0	8
Hardesty	1	5	5.0	0	5

Passing	Com.	Att.	Int.	Yds	TD	Lg.
Crompton	8	23	0	67	0	14

Field Goals	M-A	Distances
Lincoln	2-2	(47),(35)

Punting	No.	Yds.	Avg.	Lg.	In 20
Cunningham	10	399	39.9	57	5

Kickoff Returns	No.	Yds.	Avg.	Lg.
Rogan	3	64	21.3	27

Punt Returns	No.	Yds.	Avg.	Lg.
G. Jones	5	68	13.6	40

Team Statistical Comparison		
	Tennessee	Auburn
Overall Record:	2-2	4-0
Conference Record:	0-1	1-0
Scoring:	31.2	45.2
First Downs:	21.75	24.3
Total Offense:	368.5	526.2
Rushing Yards:	197.2	261.2
Passing Yards:	171.2	265.0
Kickoff Returns:	19.7	20.36
Punt Returns:	10.3	2.9
Punting (net avg.):	34.7	38.1
Time of Possession:	30:27	27:45
3rd-Down Conversions:	41%	50%
4th-Down Conversions:	43%	20%
Turnover Margin:	-0.72	+0.41
Points Allowed:	18.0	24.2
Total Yards Allowed:	233.0	327.8
Rush Yards Allowed:	87.0	154.0
Pass Yards Allowed:	146.0	173.8

Individual Statistical Leaders

Rushing		GP	Att	Net	Avg	TD	Long	Avg/G
Tennessee								
Montario Hardesty		4	84	485	5.8	4	43	121.2
Bryce Brown		4	43	215	5.0	1	34	53.8
Auburn								
Ben Tate		4	72	412	5.7	1	35	103.0
Onterio McCalebb		4	54	365	6.8	3	62	91.2
Passing								
Tennessee		GP	Effic	Cmp-Att-Int	Pct	Yds	TD	Avg/G
Jonathan Crompton		4	114.90	62-107-8	57.9	641	7	160.2
Auburn		GP	Effic	Cmp-Att-Int	Pct	Yds	TD	Avg/G
Chris Todd		4	171.05	62-106-1	58.5	1012	11	253.0
Kodi Burns		4	193.40	2-4-0	50.0	29	1	7.2
Receiving								
Tennessee		GP	Rec	Yds	Avg	TD	Long	Avg/G
Quintin Hancock		3	11	128	11.6	1	28	42.7
Bryce Brown		4	7	102	14.6	1	34	25.5
Auburn		GP	Rec	Yds	Avg	TD	Long	Avg/G
Darvin Adams		4	20	334	16.7	5	30	83.5
Mario Fannin		4	13	222	17.1	2	82	55.5
Field Goals								
Tennessee		FGM-FGA	Pct	Lg	PATs			
Daniel Lincoln		6-7	85.7	49	15-15			
Auburn		FGM-FGA	Pct	Lg	PATs			
Wes Byrum		6-6	100.0	49	23-23			
Punting								
Tennessee		No.	Yds	Avg	Long	I20		
Chad Cunningham		11	448	40.7	57	1		
Auburn		No.	Yds	Avg	Long	I20		
Clinton Durst		13	533	41.0	50	4		

Noting the Tigers



- Led by first-year head coach Gene Chizik and first-year offensive coordinator Gus Malzahn, Auburn is tied with Florida for first in the SEC in total offense at 526.2 yards per game. The Tigers rank second in the conference in passing yards (265.0) and rushing yards (261.2) per game.

- Senior quarterback Chris Todd threw five touchdowns in the 54-30 win over Ball State last week. Todd leads the SEC with 1,012 passing yards and 11 touchdowns thrown. He has just one interception this season. Sophomore Darvin Adams has emerged as Todd's favorite target, catching 20 passes for 334 yards and five scores.

- The running back duo of senior Ben Tate and freshman Onterio McCalebb is averaging a combined 194.2 yards per game on the ground. Tate, who led the Tigers in rushing in 2007 and 2008, was named to the Maxwell Award Watch List. McCalebb was named SEC Freshman of the Week (Sept. 7) after rushing for 148 yards in his collegiate debut vs. Louisiana Tech on Sept. 5.

- A first-team All-SEC defensive lineman in 2008, senior Antonio Coleman returned for his senior season and has not disappointed, leading the Tigers with 2.5 sacks and 4.5 TFLs.

UT - Auburn Connections

- **The SEC and Thorpe:** Tennessee safety Eric Berry was a finalist for the Jim Thorpe Award (given to the nation's top defensive back) in 2008 and is widely believed to be the favorite to capture that honor this season. The last SEC player to win the Thorpe Award? Auburn's Carlos Rogers in 2004.

- **Back in 04:** Tennessee special teams coordinator and running backs coach Eddie Gran spent three years (2002-04) at Auburn with current Tigers head coach Gene Chizik. Gran was the running backs coach, while Chizik was the defensive coordinator. The pair helped spearhead the 2004 Auburn squad to an undefeated record.

- **Trooper Returns:** Auburn assistant head coach and wide receivers coach Trooper Taylor coached running backs and receivers at Rocky Top from 2004-07. He helped New Orleans Saints' wide receiver Robert Meachem earn All-America honors in 2006 at UT and guided Vols' running backs Cedric Houston and Gerald Riggs Jr., each to 1,000-yard seasons in 2004.

- **Boyd 'Backers:** Tennessee junior defensive end Gerald Williams and Auburn junior linebacker Josh Bynes were both first-team All-Broward County linebackers in 2004 and 2006, respectively, for Boyd Anderson High School in Lauderdale Lakes, Fla.

Pronunciations

80	Jeff Cottam COTT-um
90	Steven Fowlkes FOLKS
43	Savion Frazier SAV-ee-on
93	Montori Hughes Mon-TORE-ee
2	Montario Hardesty Mon-TARE-ee-oh
31	Marsalous Johnson Mar-SAL-us
19	Nick Lamaison LAM-eh-sun
65	Jacques McClendon JOCK
83	Denarius Moore Duh-NARE-ee-iss
30	Nyshier Oliver NYE-sheer
29	Stephaun Raines Ste-FON
56	Nick Reveiz Ruh-VAZE
51	Vladimir Richard VLAD-uh-meer RICH-urd
75	JerQuari Schofield Jer-KWAR-ee
74	Jarrold Shaw Juh-ROD

Tennessee Depth Chart

Offense

TE	88	Luke Stocker (Jr., 6-6, 240)
	80	Jeff Cottam (Sr., 6-8, 260)
LT	79	Chris Scott (Sr., 6-5, 330)
	71	Dallas Thomas (Fr., 6-5, 268)
LG	51	Vladimir Richard (Sr., 6-4, 300) OR
	74	Jarrold Shaw (Jr., 6-4, 332) OR
	69	Cory Sullins (Sr., 6-1, 270)
C	66	Cody Sullins (Sr., 6-1, 260)
	69	Cory Sullins (Sr., 6-1, 270)
RG	65	Jacques McClendon (Sr., 6-3, 324)
	54	William Brimfield (So., 6-5, 346)
RT	78	Aaron Douglas (Fr., 6-6, 282) OR
	74	Jarrold Shaw (Jr., 6-4, 332)
	71	Dallas Thomas (Fr., 6-5, 268)
WR	10	Marsalis Teague (Fr., 5-10, 180)
	4	Gerald Jones (Jr., 6-0, 199)
WR	7	Nu'Keese Richardson (Fr., 5-10, 165)
	6	Denarius Moore (Jr., 6-1, 190)
QB	8	Jonathan Crompton (Sr., 6-4, 228)
	17	Nick Stephens (Jr., 6-4, 227)
TB	11	Bryce Brown (Fr., 6-0, 215) OR
	2	Montario Hardesty (Sr., 6-0, 215)
	27	David Oku (Fr., 5-10, 186)
FB	45	Kevin Cooper (Jr., 6-0, 247)
	40	Austin Johnson (So., 6-2, 234)

Defense

LE	99	Ben Martin (Jr., 6-3, 240) OR
	57	Gerald Williams (Jr., 6-4, 248)
DT	46	Andre Mathis (Sr., 6-2, 280)
	94	Wes Brown (Sr., 6-4, 257)
	58	Marlon Walls (Fr., 6-2, 225)
RT	55	Dan Williams (Sr., 6-3, 327)
	93	Montori Hughes (Fr., 6-4, 312)
RE	84	Chris Walker (Jr., 6-3, 232)
	90	Steven Fowlkes (Fr., 6-4, 229)
SLB	42	LaMarcus Thompson (Jr., 6-1, 221) OR
	48	Greg King (Fr., 6-3, 205)
MLB	37	Nigel Mitchell-Thornton (Fr., 6-0, 229)
	34	Herman Lathers (Fr., 6-1, 213)
WLB	5	Rico McCoy (Sr., 6-1, 220)
	43	Savion Frazier (Jr., 6-2, 221)
LCB	13	Brent Vinson (Jr., 6-0, 201)
	41	Dennis Rogan (Jr., 5-10, 178)
	31	Marsalous Johnson (Sr., 5-9, 184)
RCB	25	Art Evans (So., 6-1, 173)
	20	Mike Edwards (Fr., 5-10, 170)
FS	15	Janzen Jackson (Fr., 6-0, 180)
	23	Prentiss Waggner (So., 6-2, 177)
SS	14	Eric Berry (Jr., 5-11, 203)
	3	Darren Myles Jr. (Fr., 6-2, 190)
	6	Derrick Furlow (Sr., 6-1, 190)

Special Teams

PR	7	Nu'Keese Richardson (Fr., 5-10, 165)
	41	Dennis Rogan (Jr., 5-10, 178)
KR	27	David Oku (Fr., 5-10, 186) AND
	7	Nu'Keese Richardson (Fr., 5-10, 165)
P	96	Chad Cunningham (Jr., 6-3, 198)
	22	David Harrington (Jr., 6-3, 185)
PK	26	Daniel Lincoln (Jr., 6-0, 203)
	96	Chad Cunningham (Jr., 6-3, 198)
KO	96	Chad Cunningham (Jr., 6-3, 198)
	26	Daniel Lincoln (Jr., 6-0, 203)
DS	53	Morgan Cox (Sr., 6-4, 226)
	59	Nick Guess (So., 6-3, 208)
H	9	Bram Cannon (Sr., 6-2, 195)

Auburn Depth Chart

Offense

QB	12	Chris Todd (6-4, 210, Sr.)
	19	Neil Caudle (6-3, 200, Jr.)
	17	Tyrik Rollison (6-0, 194, Fr.)
TB	44	Ben Tate (5-11, 218, Sr.)
	23	Onterio McCalebb (5-10, 164, Fr.)
	32	Eric Smith (5-10, 237, So.)
FB	27	Mario Fannin (5-11, 225, Jr.)
	30	John Douglas (6-2, 241, So.) --OR--
	83	Gabe McKenzie (6-5, 252, Sr.)
TE	5	Tommy Trott (6-5, 243, Sr.)
	43	PhilipLutzenkirchen (6-4, 262, Fr.)
	82	Jay Wisner (6-2, 194, Jr.)
WR	81	Terrell Zachery (6-1, 203, Jr.)
	18	Kodi Burns (6-2, 208, Jr.)
	80	Emory Blake (6-1, 192, Fr.)
WR	89	Darvin Adams (6-3, 185, So.)
	13	Tim Hawthorne (6-3, 212, Jr.) --OR--
	3	DeAngelo Benton (6-2, 192, Fr.)
LT	73	Lee Ziemba (6-8, 308, Jr.)
	79	Jared Cooper (6-4, 295, So.)
LG	57	Byron Isom (6-3, 291, Jr.)
	76	Jorell Bostrom (6-3, 353, Jr.)
C	50	Ryan Pugh (6-4, 289, Jr.)
	53	Bart Eddins (6-4, 297, Jr.)
RG	66	Mike Berry (6-3, 311, Jr.)
	71	John Sullen (6-6, 326, Fr.)
RT	75	Andrew McCain (6-6, 299, Sr.)
	55	Vance Smith (6-2, 281, So.)

Defense

LE	52	Antonio Coleman (6-3, 261, Sr.)
	98	Zach Clayton (6-3, 281, Jr.)
LT	93	Mike Blanc (6-4, 288, Jr.)
	90	Nick Fairley (6-5, 293, So.)
RT	91	Jake Ricks (6-4, 292, Sr.)
	97	Derrick Lykes (6-2, 284, RFr.)
RE	49	Michael Goggans (6-3, 264, Jr.)
	95	Dee Ford (6-4, 214, Fr.)
LLB	46	Craig Stevens (6-3, 223, Jr.)
	35	Jonathan Evans (5-11, 207, Fr.)
MLB	17	Josh Bynes (6-2, 239, Jr.)
	31	Adam Herring (6-1, 216, So.)
RLB	21	Eltoro Freeman (5-11, 219, So.) --OR--
	31	Adam Herring (6-1, 216, So.)
	36	Wade Christopher (6-1, 215, So.)
LC	6	Walter McFadden (6-0, 175, Sr.)
	8	Harry Adams (6-0, 183, So.)
S	25	Daren Bates (5-11, 195, Fr.)
	22	T'Sharvan Bell (6-0, 176, RFr.)
S	4	Zac Etheridge (6-0, 212, Jr.)
	11	Mike Slade (6-3, 192, So.)
RC	15	Neiko Thorpe (6-2, 176, So.)
	32	Demond Washington (5-9, 185, Jr.)

Special Teams

PK	18	Wes Byrum (6-2, 209, Jr.)
	37	Morgan Hull (6-3, 199, Jr.)
P	97	Clinton Durst (6-1, 191, Sr.)
	21	Ryan Shoemaker (6-0, 184, Jr.)
DS	61	Josh Harris (6-1, 220, So.)
	48	Bailey Woods (6-5, 237, So.)
H	96	Clayton Crofoot (6-6, 191, Sr.)
	19	Neil Caudle (6-3, 200, Jr.)
PR	24	Anthony Gulley (5-9, 176, Fr.) --OR--
	27	Mario Fannin (5-11, 225, Jr.)
KOR	81	Terrell Zachery (6-1, 203, Jr.) &
	23	Onterio McCalebb (5-10, 164, Fr.)
	15	Neiko Thorpe (6-2, 176, So.) &
	27	Mario Fannin (5-11, 225, So.)

14 Eric Berry



Defensive Back | Junior

Career Games/Starts 30/30

Record Watch

Berry needs just 15 interception return yards to break NCAA record of 501 set by Florida State's Terrell Buckley (1989-1991).

Last Game

• Had seven tackles against Ohio.

Tackles Leader

- Paced team in tackles for a second time, picking up 11 tackles with two for a loss.
- Leads Vols with 31 tackles this season.

This Season

- Recorded three tackles against WKU in season opener.
- Had 10 tackles against UCLA
- Collected his first interception of 2009 against Florida.

Interceptions and Returns

- Led nation with 265 interception return yards last year; his seven interceptions tied for tops.
- Now has 13 career interceptions.

The Record Holder

- Snapped interception return yardage records that had stood for combined 187 years.
- Now owns records for UT season (previously stood 37 years) and career (39 years).
- Also SEC season (52 years) and SEC career (59 years).


It's Unanimous

- One of three players in conference to be selected unanimous preseason All-SEC.
- First Tennessee player to claim unanimous All-America honors since 1990 (AFCA, *Sporting News*, AP, FWAA and Walter Camp).
- Also named SEC Defensive Player of the Year in 2008.

Career Highs

- Tackles 14 (Kentucky, 2007)
- Tackles for loss 2 (three times)
- Interceptions 2 (Arkansas, 2007)
- Interception return yards 98 (Arkansas, 2007)
- Sacks 1 (three times)
- Passes defended 3 (Mississippi State, 2008)

86 Willie Bohannon



Defensive End | Freshman

Career Games/Starts 4/0

Last Game

• Had two assisted tackles against Ohio.


This Season

• Has four tackles in four games

Career Highs

• Tackles 2 (twice).

11 Bryce Brown



Running Back | Freshman

Career Games/Starts 4/0

Rushing Receiver

- Caught two passes for a career-high 60 yards against Ohio, including a touchdown.
- One catch was for a career-long 34 yards.

This Season

- Carried 11 times for 34 yards against UCLA.
- Led the Vols with three catches for 34 yards against Florida.
- Rushed 11 times for 104 yards, including a breakaway, 34-yard run against Western Kentucky.

Career Highs

- Rushes 13 (Ohio, 2009)
- Rushing yards 104 (Western Kentucky, 2009)
- Rushing touchdowns 1 (Western Kentucky, 2009)
- Receptions 3 (Florida, 2009)
- Receiving yards 60 (Ohio, 2009)
- Receiving touchdowns 1 (Ohio, 2009)

94 Wes Brown



Defensive Tackle | Senior

Career Games/Starts 42/15

Injury Report

- Did not play against Ohio (knee).

This Season

- Set new career-best with two sacks against Western Kentucky; finished with two tackles.

Career Highs

- Tackles 8 (Wyoming, 2008)
- Tackles for loss 2.0 (Western Kentucky, 2009)
- Sacks 2 (Western Kentucky, 2009)

45 Kevin Cooper



Fullback | Junior

Career Games/Starts 23/14

Last Game

- Caught two passes for a career-high 31 yards against Ohio.

This Season

- Caught a pass for 1 yard against UCLA.
- Posted season highs with two catches for 16 yards against Florida.

Career Highs

- Rushes 2 (two times)
- Rushing yards 6 (Vanderbilt, 2008)
- Receptions 4 (UCLA, 2008)
- Receiving yards 31 (Ohio, 2009)

80 Jeff Cottam



Tight End | Senior

Career Games/Starts 39/9

this Season

- Caught his first pass since 2007, good for four yards, against Florida.

Career Highs

- Receptions 1 (five times)
- Receiving yards 13 (Arkansas State, 2007)

2009 Player Thumbnails

8 Jonathan Crompton



Quarterback | Senior

Career Games/Starts 26/11

Last Game

- Connected on 17-of-34 passes with two touchdowns and an interception.

This Season

- Has completed 45-of-73 passes for five touchdowns and seven interceptions.
- Completed 11-of-19 passes for 93 yards and two interceptions against Florida.

Career Day

- Enjoyed most productive game of his Vol career in season opener against Western Kentucky.
- Set new career highs in completions with 21.
- His five passing touchdowns eclipses his previous career best of two.


All About Appearances

- Participated in at least half of UT's games each season.
- Started 10th career game against Florida.
- Started his first game as a freshman against Arkansas near the end of the 2006 season.

Career Highs

- Passes completed 21 (Western Kentucky, 2009)
- Passes attempted 41 (UCLA, 2008)
- Passing yards 240 (UAB, 2008)
- Touchdown passes 5 (Western Kentucky, 2009)
- Rushing yards 22 (two times)
- Rushing touchdowns 1 (two times)

96 Chad Cunningham



Punter /Placekicker | Junior

Career Games/Starts 21/10

Placekicking Duties

- Kicked off 10 times in the season opener against Western Kentucky.
- Handled 40 of UT's 46 kickoffs in 2008, sending only three touchbacks.

Inside the 20

- Punted five times for a 36.2 average, including a long of 43.
- Started Vols first five games and punted 25 times for 39.5-yard average in 2008.

78 Aaron Douglas



Offensive Tackle | Freshman

Career Games/Starts 3/1


Position Switch

- Made his first career start against Ohio, coming in at right tackle.

Position Switch

- Switched in spring drills from tight end to offensive tackle, where his father, David, started for Vols in mid-1980s.
- Redshirted in 2008.

20 Mike Edwards



Defensive Back | Freshman

Career Games/Starts 3/0

First Game

- Recorded two assisted tackles in his first career game against Western Kentucky.

Career Highs

- Tackles 2 (Western Kentucky, 2009)

25 Art Evans



Defensive Back | Sophomore

Career Games/Starts 14/4

Last Game

- Had a career-high five tackles against Ohio.

This Season

- Recorded first defensive stats of his career with 4 tackles against UCLA, three of them solo.
- Had three tackles, two of them solo, against Florida.

Career Highs

- Tackles 5 (Ohio, 2009)

43 Savion Frazier



Linebacker | Junior

Career Games/Starts 27/0

This Season

- Finished with six tackles in the season opener, tying Nick Reveiz for most on the team.

Career Highs

- Tackles 6 (Western Kentucky, 2009)
- Tackles for loss 1.0 (Western Kentucky, 2009)

87 Quintin Hancock



Wide Receiver | Senior

Career Games/Starts 34/4

Injury Report

- Missed last week's game against Ohio (jaw).

This Season

- Tied his career high with five catches and set a new best with 65 receiving yards against Western Kentucky.
- Scored fourth touchdown of his career.
- Had five catches again versus UCLA for 58 yards with a long of 26 yards.

The Longest Yard(s)

- His 40-yard touchdown reception in the fourth overtime of Tennessee's 52-50 victory over Kentucky in 2007 likely stands as the NCAA record for longest scoring play in overtime history.

Career Highs

- Receptions 5 (two times)
- Receiving yards 65 (Western Kentucky, 2009)
- Touchdowns 2 (Kentucky, 2007)

2 Montario Hardesty



Tailback | Senior

Career Games/Starts 40/10

Last Game

- After only three carries in the first half, Hardesty ran 17 more times in the second half for 140 total yards and a touchdown against Ohio.
- Had a career-best 29 receiving yards.

This Season

- Set new career high with 26 carries against UCLA and finished with 89 yards and Vols' lone touchdown.
- Has led the Vols in rushing all four games.

First 100

- Started season opener against Western Kentucky.
- Rushed for a career-high 160 yards, the first time he has run for more than 100 yards in his Vol career.

Reaching a Milestone

- His 140 rushing yards against Ohio put Hardesty over the 1,500 career rushing mark.
- Only 27 Vols have accomplished this feat.
- Now has 1,531 yards.

Career Highs

- Rushes 26 (UCLA, 2009)
- Rushing yards 160 (Western Kentucky, 2009)
- Rushing touchdowns 2 (UCLA, 2008)
- Receptions 2 (three times)
- Receiving yards 29 (Ohio, 2009)

93 Montori Hughes



Defensive Tackle | Freshman

Career Games/Starts 4/1

First Start

- Started his first career game against Florida.


This Season

- Had one tackle in season opener against Western Kentucky.
- Set new personal best with two tackles -- including first career tackle for loss -- against UCLA.

Career Highs

- Tackles 2 (UCLA, 2009)
- Tackles for loss 1 (UCLA, 2009)

15 Janzen Jackson



Defensive Back | Freshman

Career Games/Starts 4/3

Last Game

- Had four tackles against Ohio.

Career Day

- Had a career-high six tackles and a pass breakup against Florida.
- Also saved a touchdown with a hard hit in the end zone.

This Season

- Got starting nod his second game as a Vol, recording two tackles against UCLA.

Career Highs

- Tackles 6 (Florida, 2009)

31 Marsalous Johnson



Defensive Back | Senior

Career Games/Starts 29/10

This Season

- Had one solo tackle against Ohio.


This Season

- Started against Western Kentucky and recorded one tackle.

Career Highs

- Tackles 8 (Alabama, 2007)
- Interceptions 1 (Arkansas State, 2007)
- Interception return yards 28 (Arkansas State, 2007)
- Passes defended 2 (two times)

4 Gerald Jones



Wide Receiver | Junior

Career Games/Starts 23/7

Last Game

- Caught one pass for four yards against Ohio.

This Season

- Had his first receptions of 2009, two catches for 96 yards.

Delayed Start

- Injured ankle during fall camp but was back on the field against UCLA.

Versatility

- Led the Vols with 714 all-purpose yards in 2008.
- Combined for 323 yards receiving, 150 via punt return, 126 rushing and 115 on kickoff returns.


Receiver Leader

- Led Vols with 30 catches and four receiving touchdowns in 2008.

Career Highs

- Rushes 6 (Vanderbilt, 2008)
- Rushing yards 67 (Kentucky, 2008)
- Rushing touchdowns 1 (three times)
- Receptions 5 (two times)
- Receiving yards 68 (Georgia, 2008)

48 Greg King



Linebacker | Freshman

Career Games/Starts 3/1

Last Game

- Had a career-high six tackles against Ohio.
- Started his first game.

This Season

- Has seven tackles this season.

Career Highs

- Tackles 6 (Ohio, 2009)

2009 Player Thumbnails

26 Daniel Lincoln



Placekicker | Junior

Career Games/Starts 27/27

Last Week

- Made 2-of-3 field goals against Ohio, including a career-long kick from 49 yards out.

Alone at No. 6

- Kicked two field goals against Florida, moving him past Carlos Reveiz (1984-86) into sixth place in UT history.
- Has 37 career field goals.

Busy First Day

- Helped the Vols offense in season opener against Western Kentucky, hitting all nine PATs.

Field Goals

- Has made 6-of-7 kicks this season.
- Connected on 10-of-18 field goals in 10 games last year.

Bullseye

- Hit all 14 PATs this season.
- Riding streak of 47 consecutive made PATs dating to 2007 Vanderbilt game.

Career Highs

- Most field goals made 4 (Mississippi State, 2007)
- Most field goals attempted 5 (Mississippi State, 2007)
- Longest field goal 49 yards (Ohio, 2009)

99 Ben Martin



Defensive End | Junior

Career Games/Starts 24/2

Last Game

- Had four tackles, including one for loss, against Ohio.

First Start

- Earned first start in 23rd game as a Volunteer and had two tackles against Florida.
- One tackle was a sack for a loss of 14 yards.

This Season

- Recorded one sack for a loss of seven yards against Western Kentucky.

Career Highs

- Most tackles 3 (two times)
- Most tackles for loss 1 (four times)
- Most sacks 1 (three times)

46 Andre Mathis



Defensive Tackle | Freshman

Career Games/Starts 4/1

First Start

- Recorded his first career start last week against Ohio

Career High

- Tackles 3 (UCLA, 2009)

65 Jacques McClendon



Offensive Guard | Senior

Career Games/Starts 40/17

Four Years' Experience

- Has started both games this season.
- Started first six games of 2008 at right guard and has 17 career starts.
- Moved into starting lineup in 2007 after left tackle Eric Young suffered season-ending injury.
- Appeared in 12 of 13 games as a freshman, starting one.

5 Rico McCoy



Linebacker | Senior

Career Games/Starts 42/31

Last Game

- Tied with Nick Reveiz with a team-leading eight tackles against Ohio.
- Also forced a fumble.

This Season

- Fourth on the team with seven tackles against UCLA.
- Had a season-best eight tackles against Florida and passed the career 250-tackle marker during the game.

Tackle Totals

- Has seven career games with at least 10 tackles.
- Has collected 260 tackles, 106 coming as a sophomore.

Career Highs

- Tackles 14 (South Carolina, 2008)
- Tackles for loss 3 (Kentucky, 2006)
- Sacks 1 (two times)

50 Josh McNeil



Center | Senior

Career Games/Starts 38/35

Injury Report

- Injured knee during fall camp; return uncertain.

Success on the Line

- Vols saved their best offensive line work for last in 2008, rushing 51 times for 222 yards at Vandy and another 53 times for 210 yards against Kentucky in pair of wins.

5 Denarius Moore



Wide Receiver | Junior

Career Games/Starts 29/0

Last Game

- Led the Vols with four receptions against Ohio, good for 47 yards.
- One catch went for 25 yards.


This Season

- Caught one pass for 4 yards against Western Kentucky.

Career Highs

- Receptions 4 (two times)
- Receiving yards 86 (Wisconsin, 2007)
- Receiving touchdowns 1 (two times)

27 David Oku



Running Back | Freshman

-Career Games/Starts 4/0

Last Game

- Returned one kickoff for 19 yards against Ohio.
- Caught one first career pass for eight yards.

Return Man

- Returned five kickoffs for 79 yards against Florida
- Brought back three kickoffs for 68 yards against UCLA.

This Season

- Scored two rushing touchdowns in first game.

Career Highs

- Rushes 8 (Western Kentucky, 2009)
- Rushing yards 42 (Western Kentucky, 2009)
- Rushing touchdowns 2 (Western Kentucky, 2009)
- Receptions 1 (Ohio, 2009)
- Receiving yards 8 (Ohio, 2009)

29 Stephaun Raines



Defensive Back | Sophomore

Career Games/Starts 4/0


This Season

- Also had one solo tackle against UCLA.
- Collected one solo tackle against Florida.

Career Highs

- Tackles 1 (two times)

45 Shane Reveiz



Linebacker | Sophomore

Career Games/Starts 5/0

This Season

- Played in season opener against Western Kentucky.

Career Notes

- Redshirted in 2007.
- Had successful fall camp at linebacker.

51 Vladimir Richard



Offensive Guard | Senior

Career Games/Starts 30/9

Injury Report

- Out of action against Ohio.

Success on the Line

- Vols saved their best offensive line work for last in 2008, rushing 51 times for 222 yards at Vandy and another 53 times for 210 yards against Kentucky in pair of wins.
- Part of Vols offensive line in 2007 that led nation with only four sacks allowed.

7 Nu'Keese Richardson



Wide Receiver | Freshman

Career Games/Starts 4/1

First Start

- Earned start against Ohio.
- Caught one pass for 10 yards.
- Returned four kickoffs for a career-best 76 yards and also returned a punt 21 yards.

This Season

- Caught 3 passes for 30 yards, including a 27-yard gain against Western Kentucky.
- Served as primary punt returner in opener, returning three times for 30 yards.
- Had one punt return for six yards against UCLA.

Career Highs

- Receptions 3 (Western Kentucky, 2009)
- Receiving yards 30 (Western Kentucky, 2009)
- Rushes 1 (Western Kentucky, 2009)
- Rushing yards 8 (Western Kentucky, 2009)

41 Dennis Rogan



Defensive Back | Junior

Career Games/Starts 28/15

Record Watch

Rogan needs 164 kick return yards to tie Corey Larkins (2001-04) for third on the return yardage list with 1,307 yards.

This Season

- Recorded two tackles against Western Kentucky.
- Had five solo tackles including his first-career sack for a safety against UCLA.
- Had five tackles, two solo, at Florida.

Record Breaker

- Broke Willie Gault's 28-year-old UT record with 698 kickoff return yards, tying Gault's mark of 28 kick returns.
- Got a handoff from David Oku on a kickoff return and took it 24 yards to pass Dale Carter (1990-91) for fourth on the career yardage list.


Return Specialist

- Second in SEC last season with 24.9-yard kickoff return average in 2008.
- Led Vols with 798 all-purpose yards.

Career Highs

- Tackles 9 (Georgia, 2008)
- Tackles for loss 1 (two times)
- Sacks 1 (UCLA, 2009)
- Interceptions 1 (Auburn, 2008)
- Passes defended 2 (two times)

83 Zach Rogers



Wide Receiver | Freshman

Career Games/Starts 3/0

This season

- Caught one pass for 10 yards against Western Kentucky.
- Ha one reception for 6 yards against UCLA.

Career Highs

- Receptions 1 (two times)
- Receiving yards 11 (Western Kentucky, 2009)

2009 Player Thumbnails

79 Chris Scott



Offensive Tackle | Senior

Career Games/Starts 37/30

Versatile Starter

- Extended his streak to 30 consecutive starts last week, tying with Eric Berry for consecutive starts.
- Started his career at right guard, but has made 21 starts at left tackle.

Success on the Line

- Vols saved their best offensive line work for last in 2008, rushing 51 times for 222 yards at Vandy and another 53 times for 210 yards against Kentucky in pair of wins.
- Part of Vols offensive line in 2007 that led nation with only four sacks allowed.

74 Jarrod Shaw



Offensive Tackle/Guard | Junior

Career Games/Starts 6/4

Position Swap

- Moved over to left guard for the Ohio game because of injuries on the offensive line.

First Start

- Started as a right tackle in season opener against Western Kentucky.
- Played against UAB and Mississippi State last season.
- Squad member in 2007, and redshirted in 2006.

17 Nick Stephens



Quarterback | Junior

Career Games/Starts 8/6

This Season

- Completed 4-of-4 passes for 44 yards in the second half against Western Kentucky.

Record-Setting Beginning

- Began career by throwing 106 consecutive passes with-

out an interception, the best start to a UT career.

Career Highs

- Passes completed 16 (Alabama, 2008)
- Passes attempted 30 (Georgia, 2008)
- Passing yards 208 (Georgia, 2008)
- Touchdown passes 2 (Georgia, 2008)
- Rushing yards 17 (Mississippi State, 2008)

88 Luke Stocker



Tight End | Junior

Career Games/Starts 30/16

This Season

- Caught two passes for 23 yards, good for a career-high two touchdowns against Western Kentucky.
- Prior to the game, he had only one touchdown reception in his career.
- Caught two passes for 10 yards against UCLA.

Career Highs

- Receptions 3 (Florida, 2008)
- Receiving yards 30 (Alabama, 2008)
- Receiving touchdowns 2 (Western Kentucky, 2009)

66 Cody Sullins



Center | Senior

Career Games/Starts 9/4

This Season

- Started his first start at center, replacing the injured Josh McNeil against Western Kentucky.

69 Cory Sullins




Offensive Guard | Senior

Career Games/Starts 6/0

This Season

- Has played at left offensive guard in both games.

10 Marsalis Teague



Wide Receiver | Freshman

Career Games/Starts 4/4

Last Game

- Caught his first pass since the season opener, a 9-yard catch against Ohio.


This Season

- Started his first game in collegiate career.
- Caught six passes for 86 yards against Western Kentucky with a touchdown.

Career Highs

- Receptions 6 (Western Kentucky, 2009)
- Receiving yards 86 (Western Kentucky, 2009)
- Receiving touchdowns 1 (Western Kentucky, 2009)

42 LaMarcus Thompson



Linebacker | Junior

Career Games/Starts 29/3

Injury Report

- Did not play against Ohio (back).

This Season

- Had career-high five solo tackles against Western Kentucky; one of the tackles for loss was a sack for a 9-yard loss.
- Also forced and recovered a fumble in opener.
- Had three tackles, two of them solo, against UCLA.
- Recorded a new career high with seven tackles at Florida, five of them solo.

Career Highs

- Tackles 7 (Florida, 2009)
- Tackles for loss 3.0 (Western Kentucky, 2009)
- Sacks 1 (Western Kentucky, 2009)

13 Brent Vinson



Defensive Back | Junior

Career Games/Starts 26/11

Last Game

- Had four tackles against Ohio.


This Season

- Had two solo tackles in season opener.
- Added an interception and a 7-yard return.
- Had one solo tackle at Florida.

Career Highs

- Tackles 7 (Alabama, 2007)
- Tackles for loss 1 (Florida, 2008)
- Interceptions 1 (two times)

23 Prentiss Wagner



Defensive Back | Freshman

Career Games/Starts 4/0

This Season

- Has participated in all four games this year, seeing time mostly on special teams.

Road to Playing Time

- Redshirted in 2008.
- One of the leading defensive backs out of fall camp.

84 Chris Walker



Defensive End | Junior

Career Games/Starts 29/4

Touchdown

- Intercepted a pass from Ohio's Theo Scott and ran it seven yards for a touchdown.

Career Day

- Set new personal best with a six tackle performance while also adding a sack at Florida.

This Season

- Had four tackles against Western Kentucky, including 1.5 tackles for loss in first career start.
- Had two tackles and one forced fumble against UCLA.

Career Highs

- Tackles 6 (Florida, 2009)
- Tackles for loss 2.0 (Mississippi State, 2008)
- Sacks 1 (five times)

1 Brandon Warren



Wide Receiver | Junior

Career Games/Starts 27/10

Last Game

- Caught three passes for 24 yards, including a three-yard touchdown reception.
- It was Warren's second receiving touchdown as a Vol.

This Season

- Had one catch for seven yards against UCLA.

Career Highs

- Receptions 5 (N.C. State, 2006)*
 - Receiving yards 56 (two times)
 - Receiving touchdowns 1 (three times)
- *Warren played the 2006 season at Florida State.*

22 Rod Wilks



Defensive Back | Freshman

Career Games/Starts 4/0

Last Game

- Had an assisted tackle against Ohio.


This Season

- Has participated in all four games this year, seeing time mostly on special teams.

Career Highs

- Tackles 1 (Ohio, 2009)

55 Dan Williams



Defensive Tackle | Senior

Career Games/Starts 36/23

Last Game

- Had three tackles against Ohio.

This Season

- Had eight tackles, four of them solo, against UCLA.
- Eight tackles ties a career high; reached 100 career tackles.
- Had four tackles at Florida.

Career Highs

- Tackles 8 (two times)
- Tackles for loss 3 (South Carolina, 2007)
- Sacks 1 (two times)

57 Gerald Williams



Defensive End | Junior

Career Games/Starts 14/2

Last Game

- Had one tackle against Ohio.

This Season

- Had one solo tackle and recovered a fumble against UCLA.
- Collected three tackles at Florida.
- Leads team with four quarterback hurries.

Finally a Vol

- Signed with Tennessee originally in 2005.
- Played 2006 season at Fork Union (Va.) Military Academy, finishing with 96 tackles and two forced fumbles.
- Played for City College of San Francisco in 2007 and helped lead them to a fifth junior college national championship.
- Had 146 tackles and six forced fumbles at CCSF.

Career Highs

- Tackles 5 (South Carolina, 2008)
- Tackles for loss 0.5 (South Carolina, 2008)

2009 Game Reviews

Crompton Shines as Vols Roll Past WKU

Sept. 5, 2009

Tennessee	63
Western Kentucky	7

KNOXVILLE - A slow start to Lane Kiffin's first game as head coach exploded in the final three quarters of a 63-7 win against Western Kentucky in Neyland Stadium.

After two early turnovers, UT's offense got going in the second quarter, and quarterback Jonathan Crompton finished with 21-of-28 passing for 233 yards and a career-best five touchdowns.

Running back Bryce Brown capped a 10-play drive early in the second quarter with a 2-yard touchdown run to make the score 7-0.

After LaMarcus Thompson recovered a fumble on Western Kentucky's next play from scrimmage, Crompton hit senior tight end Luke Stocker for a 17-yard catch-and-run touchdown to go up 14-0.

Quintin Hancock caught the next one from 9 yards, and Brandon Warren hauled in a 4-yard touchdown, giving the Vols a 28-0 halftime lead.

For a team coming off a 5-7 season in 2008, Saturday was a major step in showing they can overcome adversity.

The Vols (1-0) racked up 380 rushing yards with Montario Hardesty and Brown each surpassing the 100-yard mark. And UT's 63 points dwarfed its biggest output of 35 points against UAB last season. Ditto for its 657 yards of total offense.

UT's defense had a stellar day of its own. Western Kentucky finished with 83 yards of total offense and committed three turnovers. Senior Nick Reveiz and junior Savion Frazier led UT with six tackles each. Thompson added three tackles for loss.

Score by Quarters

WKU	0	0	7	0	--	7
Tennessee	0	28	7	28	--	63

Scoring Summary

- 2nd** - UT - Brown 2 run (Lincoln kick).
 UT - Stocker 17 pass from Crompton (Lincoln kick).
 UT - Hancock 9 pass from Crompton (Lincoln kick).
 UT - Warren 4 pass from Crompton (Lincoln kick).
- 3rd** - UT - Hardesty 43 run (Lincoln kick).
 WKU - Rainey 19 run (Tinius kick).
- 4th** - UT - Stocker 6 pass from Crompton (Lincoln kick).
 UT - Teague 6 pass from Crompton (Lincoln kick).
 UT - Oku 2 run (Lincoln kick).
 UT - Oku 1 run (Lincoln kick).

Team Stats	WKU	UT
First Downs	6	34
Rushes-Yards	30-34	44-380
Passing Yards	49	277
Passes (C-A-I)	9-16-1	25-32-2
Total Offensive Plays	46	76
Total Offense	83	657
Fumbles-Lost	3-2	3-1
Penalties-Yards	9-74	6-45
Punts-Average	9-44.8	0-0
Time of Possession	27:01	32:59
Third-Down Conversions	1 of 11	7 of 9
Fourth-Down Conversions	0 of 1	0 of 1
Sacks By-Yards	0-0	5-41

Tennessee						
Rushing	Att	Gain	Lost	Net	TD	Lg
Hardesty	18	160	0	160	1	43
Brown	11	104	0	104	1	34
Passing	Att	Comp	Int	Yds	TD	Lg
Crompton	28	21	2	233	5	28
Receiving	No	Yds	TD	Lg		
Teague	6	86	1	24		
Hancock	5	65	1	28		

WKU						
Rushing	Att	Gain	Lost	Net	TD	Lg
Rainey	8	54	13	41	1	19
Passing	Att	Comp	Int	Yds	TD	Lg
Smith	13	8	0	44	0	12
Receiving	No	Yds	TD	Lg		
Doyle	4	10	0	9		
Cooper	2	21	0	12		

Vols Rally Falls Short Against UCLA

Sept. 12, 2009

Tennessee	15
UCLA	19

KNOXVILLE -- The Volunteers committed four turnovers but still came within three yards of taking a last-minute lead in a 19-15 loss to UCLA at Neyland Stadium.

Tennessee's defense held UCLA to just 186 yards of total offense. The Bruins (2-0) converted just three times out of 14 tries on third down. The defense was also responsible for a short field that led to the Vols' only touchdown of the game, an 11-yard run by Montario Hardesty in the second quarter.

The offense was out of sync most of the day, although the running game picked up steam during a 17-play, 69-yard field goal drive midway through the third quarter.

A week after tossing five touchdowns against Western Kentucky, quarterback Jonathan Crompton completed 13 of his 26 passes for 93 yards with three interceptions. And a fumbled exchange between center Cody Sullins and Crompton led to UCLA's only touchdown of the day -- and started a string of four straight UT possessions that ended in turnovers.

But despite the turnovers and troubles moving the ball, Tennessee still had two plays from the UCLA 3-yard line to take the lead in the final minutes but was halted just short of the goal line. The Vols had one more offensive opportunity after Dennis Rogan tackled UCLA quarterback Kevin Prince for a safety with 1:41 remaining in the fourth quarter, but the Vols could not convert.

Junior safety Eric Berry led the Vols defense with 10 tackles, his fifth career game with 10 or more tackles. He also had one tackle for loss.

Score by Quarters

UCLA	3	7	9	0	--	19
Tennessee	10	0	0	5	--	15

Scoring Summary

- 1st** - UCLA - Forbath 26 field goal.
 UT - Lincoln 31 field goal.
 UT - Hardesty 11 run (Lincoln kick).
- 2nd** - UCLA - Moline 12 pass from Prince (Forbath kick).
- 3rd** - UCLA - Forbath 39 field goal.
 UCLA - Forbath 31 field goal.
 UCLA - Forbath 47 field goal.
- 4th** - UT - Lincoln 28 field goal.
 UT - Rogan safety.

Team Stats	UCLA	UT
First Downs	12	16
Rushes-Yards	36-85	44-115
Passing Yards	101	93
Passes (C-A-I)	11-23-0	13-26-3
Total Offensive Plays	59	70
Total Offense	186	208
Fumbles-Lost	6-1	1-1
Penalties-Yards	9-70	2-10
Punts-Average	4-47.0	3-49.7
Time of Possession	28:22	31:38
Third-Down Conversions	3 of 14	4 of 16
Fourth-Down Conversions	0 of 0	2 of 4
Sacks By-Yards	3-18	2-9

Tennessee						
Rushing	Att	Gain	Lost	Net	TD	Lg
Hardesty	26	97	8	89	1	13
Brown	11	38	4	34	0	11
Passing	Att	Comp	Int	Yds	TD	Lg
Crompton	26	13	3	93	0	26
Receiving	No	Yds	TD	Lg		
Hancock	5	58	0	26		
Stocker	2	10	0	9		

UCLA						
Rushing	Att	Gain	Lost	Net	TD	Lg
Franklin	17	81	1	80	0	24
Passing	Att	Comp	Int	Yds	TD	Lg
Prince	23	11	0	101	1	14
Receiving	No	Yds	TD	Lg		
Paulsen	2	22	0	14		
Moline	2	12	1	12		

UT Can Build on Florida Loss

Sept. 19, 2009

Tennessee	13
Florida	23

GAINESVILLE, Fla. -- The Tennessee Volunteers - who lost the last two games against Florida by a combined margin of 63 points and entered the game as 30-point underdogs - gave themselves something to build on despite a 23-13 loss Saturday at Ben Hill Griffin Stadium.

"I wanted to win the game," Tennessee Coach Lane Kiffin said. "I didn't come down here to cover the spread or to have a moral victory. I came down here to win the game."

In the first half, Tennessee kept pace with the Gators' offense. The Vols had 126 yards in the first 30 minutes to Florida's 133. And Tennessee (1-2, 0-1 SEC) had control of the ball longer than the Gators by a full minute.

The Vols ran the ball 32 times, compared to just 19 passes. After the Vols began the second half with an interception, the defense gave up a 47-yard field goal drive and a 13-play, 69-yard touchdown drive that put the Gators up 23-6. However, one thing the Vols didn't do was quit.

On Florida's next possession, defensive tackle Montori Hughes forced a fumble that Dennis Rogan recovered. And the Vols offense - which failed to produce a first down in the third quarter - came to life on a drive that ended with an 18-yard touchdown run by Montario Hardesty with 8:11 remaining.

Hardesty once again led the rushing game with 96 yards. Quarterback Jonathan Crompton completed 11-of-19 passes for 93 yards and a pair of interceptions.

All-America safety Eric Berry had 11 tackles, leading the Vols in that category for the second time this season. He also snagged his first interception of 2009 on a diving grab.

Score by Quarters

Tennessee	3	3	0	7	--	13
Florida	3	10	10	0	--	23

Scoring Summary

- 1st** - UF - Sturgis 37 field goal.
 UT - Lincoln 24 field goal.
- 2nd** - UF - Tebow 1 run (Sturgis kick).
 UT - Lincoln 20 field goal.
 UF - Sturgis 20 field goal.
- 3rd** - UF - Sturgis 35 field goal.
 UF - Demps 7 run (Sturgis kick).
- 4th** - UT - Hardesty 17 run (Lincoln kick).

Team Stats	UT	UF
First Downs	13	20
Rushes-Yards	32-117	44-208
Passing Yards	93	115
Passes (C-A-I)	11-19-2	14-19-1
Total Offensive Plays	51	63
Total Offense	210	323
Fumbles-Lost	1-0	1-1
Penalties-Yards	3-40	4-25
Punts-Average	3-39.3	1-55.0
Time of Possession	27:20	32:40
Third-Down Conversions	5 of 12	8 of 13
Fourth-Down Conversions	0 of 1	1 of 1
Sacks By-Yards	3-23	1-2

Tennessee						
Rushing	Att	Gain	Lost	Net	TD	Lg
Hardesty	20	99	3	96	1	20
Brown	8	25	4	21	0	13
Passing	Att	Comp	Int	Yds	TD	Lg
Crompton	19	11	2	93	0	21
Receiving	No	Yds	TD	Lg		
Brown	3	34	0	21		
Jones	2	25	0	17		

Florida						
Rushing	Att	Gain	Lost	Net	TD	Lg
Tebow	24	105	29	76	1	15
Passing	Att	Comp	Int	Yds	TD	Lg
Tebow	19	14	1	115	0	18
Receiving	No	Yds	TD	Lg		
Hernandez	4	26	1	18		
Cooper	3	25	0	9		

Hardesty, Brown Lead Vols Over Ohio

Sept. 26, 2009

Tennessee 34
Ohio 23

KNOXVILLE (AP) - Jonathan Crompton threw for two touchdowns and Tennessee beat Ohio 34-23 on a wet Saturday night at Neyland Stadium.

Crompton threw a 26-yard screen pass to Bryce Brown to give the Vols (2-2) a 31-20 lead with 2:38 in the third quarter and lobbed a 3-yard scoring strike to Brandon Warren in the first.

The Vols relied on their stable of tough running backs in their first three games to protect the unsteady passing game with mixed results. Against the Bobcats, Tennessee rushed for 177 yards while Crompton completed 17 of 34 passes for 222 yards.

Most of those passing yards came in the first half. At halftime, the Vols already had 173 yards by air and only 45 on the ground.

By the end of the game, Montario Hardesty had run 20 times for 140 yards and an 11-yard touchdown and had increased his career total to 1,531 yards rushing. Brown added 56 yards rushing and caught two passes for 60 yards, including a 34-yard catch on the second play of the game.

Ohio passed for 319 yards against a Vols defense that entered the game allowing an average 88.33 yards by air per game.

Theo Scott connected with LaVon Brazill on a 2-yard touchdown pass, giving the Bobcats a 14-7 lead in the first quarter.

Tennessee, which entered the game ranked fifth in total defense in the FBS, held the Bobcats to only 21 yards rushing on 17 carries. Chris Walker picked off Scott's pass at the Ohio 7 and returned it for a touchdown to give the Vols the lead for good.

Score by Quarters

Ohio	14	3	3	3	--	23
Tennessee	14	10	7	3	--	34

Scoring Summary

1st - UT - Hardesty 11 run (Lincoln kick).

OU - Garrett 95 kickoff return (Weller kick).

OU - Brazill 2 pass from Scott (Weller kick).

UT - Warren 3 pass from Crompton (Lincoln kick).

2nd - UT - Walker 7 interception return (Lincoln kick).

OU - Weller 36 field goal.

UT - Lincoln 38 field goal.

3rd - OU - Weller 18 field goal.

UT - Brown 26 pass from Crompton (Lincoln kick).

4th - OU - Weller 31 field goal.

UT - Lincoln 49 field goal.

Team Stats		Ohio	UT
First Downs		15	24
Rushes-Yards		17-38	39-208
Passing Yards		319	222
Passes (C-A-I)		30-52-1	17-34-1
Total Offensive Plays		69	73
Total Offense		340	399
Fumbles-Lost		2-1	3-1
Penalties-Yards		4-39	3-19
Punts-Average		5-35.6	5-36.2
Time of Possession		29:00	31:00
Third-Down Conversions		7 of 18	5 of 14
Fourth-Down Conversions		0 of 1	1 of 1
Sacks By-Yards		2-22	0-0

Tennessee						
Rushing	Att	Gain	Lost	Net	TD	Lg
Hardesty	20	140	0	140	1	22
Brown	13	59	3	56	0	11
Passing	Att	Comp	Int	Yds	TD	Lg
Crompton	34	17	1	222	2	34
Receiving	No	Yds	TD	Lg		
Moore	4	47	0	25		
Warren	3	24	1	11		

WKU						
Rushing	Att	Gain	Lost	Net	TD	Lg
Harden	7	21	2	19	0	13
Passing	Att	Comp	Int	Yds	TD	Lg
Scott	52	30	1	319	59	
Receiving	No	Yds	TD	Lg		
Brazill	8	92	1	59		
Price	4	90	0	41		

2009 Statistics

2009 Scoreboard (2-2, 0-1 SEC)

Date	UT rank	Opponent (rank) (TV)	Site	Time/Result	Attend.	Quick Facts
Sept. 5		Western Kentucky (SEC)	Knoxville	W 63-7	98,761	Total offense margin of plus-574 best in school history; Three frosh among 7 with TDs
Sept. 12		UCLA (ESPN)	Knoxville	L 15-19	102,239	Vol limit Bruins to 186 total yards but lose 4 turnovers; Hardesty 26 rush., 89 yds., TD
Sept. 19		*at Florida (CBS) (1/1)	Gainesville	L 13-23	90,894	Berry CBS Player of the Game in losing effort after 11 tackles, 13th career interception
Sept. 26		Ohio (VideoSeat PPV)	Knoxville	W 34-23	95,535	Frosh Brown, Richardson both 100+ all-purpose yds; Hardesty 4th straight game w/TD
Oct. 3		*Auburn (ESPN)	Knoxville	7:45 p.m. ET		
Oct. 10		*Georgia	Knoxville			
Oct. 24		*at Alabama	Tuscaloosa			
Oct. 31		*South Carolina	Knoxville			
Nov. 7		Memphis (HC)	Knoxville			
Nov. 14		*at Mississippi	Oxford			
Nov. 21		*Vanderbilt	Knoxville			
Nov. 28		*at Kentucky	Lexington			

Rankings listed (AP/USA Today) HC-Homecoming *-Southeastern Conference game

Team Statistics

	UT	OPP
Scoring	125	72
Points Per Game	31.3	18.0
First Downs	87	53
Rushing	48	25
Passing	33	26
Penalty	6	2
Rushing Yardage	789	348
Yards gained rushing	870	489
Yards lost rushing	81	141
Rushing Attempts	159	127
Average Per Rush	5.0	2.7
Average Per Game	197.2	87.0
TDs Rushing	7	3
Passing Yardage	685	584
Comp-Att-Int	66-111-8	64-110-3
Average Per Attempt	6.2	5.3
Average Per Completion	10.4	9.1
Average Per Game	171.2	146.0
TDs Passing	7	2
Total Offense	1474	932
Total Plays	270	237
Average Per Play	5.5	3.9
Average Per Game	368.5	233.0
Kick Returns: No.-Yards	16-315	20-547
Average Per Return	19.7	27.4
Punt Returns: No.-Yards	6-62	5-46
Average Per Return	10.3	9.2
Int Resturns: No.-Yards	3-14	8-43
Average Per Return	4.7	5.4
Fumbles-Lost	8-3	12-5
Penalties-Yards	14-114	26-208
Average Per Game	28.5	52.0
Punts-Yards	11-448	19-824
Average Per Punt	40.7	43.4
Net punt average	34.7	38.0
Time of Possession/Game	30:27	29:33
3rd-Down Conversions	21/51	19/56
3rd-Down Pct	41%	34%
4th-Down Conversions	3/7	1/3
4th-Down Pct	43%	33%
Sacks By-Yards	10-73	6-42
Misc. Yards (Blocked FG Ret.)	0	0
Touchdowns Scored	15	6
Field Goals-Attempts	6-7	10-12
PAT-Attempts	15-15	6-6
Attendance	296,535	90,894
Games/Avg Per Game	3/98,845	1/90,894
Neutral Site Games	-	-

Score by Quarters

	1st	2nd	3rd	4th	OT	Total
Tennessee	27	41	14	43	0	125
Opponents	20	20	29	3	0	72

Offense Statistics

No.	Rushing	GP	Att	Gain	Loss	Net	Avg	TD	Long	Avg/G
2	Montario Hardesty	4	84	496	11	485	5.8	4	43	121.2
11	Bryce Brown	4	43	226	11	215	5.0	1	34	53.8
28	Tauren Poole	4	5	63	1	62	12.4	0	34	15.5
27	David Oku	4	8	45	3	42	5.2	2	16	10.5
7	NuKeese Richardson	4	3	13	6	7	2.3	0	8	1.8
6	Denarius Moore	4	1	0	6	-6	-6.0	0	0	-1.5
6	Denarius Moore	4	15	27	43	-16	-1.1	0	6	-4.0
Totals		4	159	870	81	789	5.0	7	43	197.2
Opponent		4	127	489	141	348	2.7	3	24	87.0

No.	Passing	GP	Effic	Comp-Att-Int	Pct	Yds	TD	Lng	Avg/G
8	Jonathan Crompton	4	114.90	62-107-8	57.9	641	7	34	160.2
17	Nick Stephens	1	192.40	4-4-0	100.0	44	0	27	44.0
Totals		4	117.69	66-111-8	59.5	685	7	34	171.2
Opponents		4	103.32	64-110-3	58.2	584	2	59	146.0

No.	Receiving	GP	No.	Yds	Avg	TD	Long	Avg/G
87	Quintin Hancock	3	11	128	11.6	1	28	42.7
11	Bryce Brown	4	7	102	14.6	1	34	25.5
10	Marsalis Teague	4	7	95	13.6	1	24	23.8
45	Kevin Cooper	4	7	73	10.4	0	23	18.2
1	Brandon Warren	4	7	54	7.7	2	13	13.5
6	Denarius Moore	4	5	51	10.2	0	25	12.8
2	Montario Hardesty	4	5	38	7.6	0	18	9.5
7	NuKeese Richardson	4	4	40	10.0	0	27	10.0
88	Luke Stocker	4	4	33	8.2	2	17	8.2
4	Gerald Jones	3	3	29	9.7	0	17	9.7
83	Zach Rogers	3	2	17	8.5	0	11	5.7
27	David Oku	4	2	13	6.5	0	8	3.2
40	Austin Johnson	4	1	8	8.0	0	8	2.0
80	Jeff Cottam	4	1	4	4.0	0	4	1.0
Totals		4	66	685	10.4	7	34	171.2
Opponents		4	64	584	9.1	2	59	146.0

No.	Punt Returns	No.	Yds	Avg	TD	Long
7	NuKeese Richardson	5	57	11.4	0	21
41	Dennis Rogan	1	5	5.0	0	5
Totals		6	62	10.3	0	21
Opponents		5	46	9.2	0	17

No.	Kickoff Returns	No.	Yds	Avg	TD	Long
27	David Oku	10	187	18.7	0	28
7	Nu'Keese Richardson	4	76	19.0	0	29
41	Dennis Rogan	2	52	26.0	0	24
Totals		16	315	19.7	0	*32
Opponents		20	547	27.4	1	95

*David Oku (8) and Dennis Rogan (24) combined on 32-yard kickoff return at Florida.

No.	Fumble Returns	No.	Yds	Avg	TD	Long
41	Dennis Rogan	1	35	35.0	0	35
15	Janzen Jackson	1	8	8.0	0	8
Totals		2	43	21.5	0	35
Opponents		1	13	13.0	0	13

No.	Punting	No.	Yds	Avg	Long	TB	FC	I20	Blkd
96	Chad Cunningham	11	448	40.7	57	1	2	1	0
Totals		11	448	40.7	57	1	2	1	0
Opponents		19	824	43.4	64	2	3	4	0

No.	Field Goals	FGM-FGA	Pct.	1-19	20-29	30-39	40-49	50+	Lg	Blk
26	Daniel Lincoln	6-7	85.7	0-0	3-3	2-2	1-2	0-0	49	0

FG SEQ: (31) (28) (24) (20) (38) 46 (49).

Numbers in parentheses indicate field goal was made.

No.	Interceptions	No.	Yds	Avg	TD	Long
13	Brent Vinson	1	7	7.0	0	7
84	Chris Walker	1	7	7.0	1	7
14	Eric Berry	1	0	--	0	0
Totals		3	14	4.7	1	7
Opponents		8	43	5.4	0	26

No.	Total Offense Ldrs.	GP	Plays	Rush	Pass	Total	Avg/G
8	Jonathan Crompton	4	122	-16	641	625	156.2
2	Montario Hardesty	4	84	485	0	485	121.2
11	Bryce Brown	4	43	215	0	215	53.8
28	Tauren Poole	4	5	62	0	62	15.5
17	Nick Stephens	1	4	0	44	44	44.0
Totals		4	270	789	685	1474	368.5
Opponents		4	237	348	584	932	233.0

No.	Scoring	TD	FGs	PAT Kick	PAT Rush	PAT Rcv	PAT Pass	DXP	Saf	Pts
26	Daniel Lincoln	0	6-7	15-15	0-0	0	0-0	0	0	33
2	Montario Hardesty	4	0-0	0-0	0-0	0	0-0	0	0	24
11	Bryce Brown	2	0-0	0-0	0-0	0	0-0	0	0	12
27	David Oku	2	0-0	0-0	0-0	0	0-0	0	0	12
88	Luke Stocker	2	0-0	0-0	0-0	0	0-0	0	0	12
1	Brandon Warren	2	0-0	0-0	0-0	0	0-0	0	0	12
10	Marsalis Teague	1	0-0	0-0	0-0	0	0-0	0	0	6
87	Quintin Hancock	1	0-0	0-0	0-0	0	0-0	0	0	6
84	Chris Walker	1	0-0	0-0	0-0	0	0-0	0	0	6
	Team	0	0	0-0	0-0	0	0-0	0	1	2
Totals		15	6-7	15-15	0-0	0	0-0	0	1	125
Opponents		6	10-12	6-6	0-0	0	0-0	0	0	72

No.	All Purpose Ldrs.	GP	Rush	Rec	PR	KR	IR	Tot	Avg/G
2	Montario Hardesty	4	485	38	0	0	0	523	130.8
11	Bryce Brown	4	215	102	0	0	0	317	79.2
27	David Oku	4	42	13	0	187	0	242	60.5
7	Nu'Keese Richardson	4	7	40	57	76	0	180	45.0
87	Quintin Hancock	3	0	128	0	0	0	128	42.7
10	Marsalis Teague	4	0	95	0	0	0	95	23.8
45	Kevin Cooper	4	0	73	0	0	0	73	18.2
28	Tauren Poole	4	62	0	0	0	0	62	15.5
41	Dennis Rogan	3	0	0	5	52	0	57	19.0
1	Brandon Warren	4	0	54	0	0	0	54	13.5
6	Denarius Moore	4	-6	51	0	0	0	45	11.2
88	Luke Stocker	4	0	33	0	0	0	33	8.2
4	Gerald Jones	3	0	29	0	0	0	29	9.7
83	Zach Rogers	3	0	17	0	0	0	17	5.7
Totals		4	789	685	62	315	14	1865	466.2
Opponents		4	348	584	46	547	43	1568	392.0

Defensive Statistical Leaders

No.	Player	GP	T	AT	TT	TFL	Sack	Int-Yds	PBU	PD	QBH*	FR-Yds	FF	Blk
14	Eric Berry	4	20	11	31	3.5-5	.	1-0	1	2	1	.	.	.
5	Rico McCoy	4	12	16	28	2-7	.	.	2	2	1	.	1	.
56	Nick Reveiz	4	11	16	27	4.5-9	1	.	.	.
55	Dan Williams	4	7	10	17	1-0	2	.	.	.
42	L.Thompson	3	12	3	15	3-25	1-9	1-0	1	.
84	Chris Walker	4	9	6	15	5.5-33	4-29	1-7	.	1	.	.	1	.
41	Dennis Rogan	3	9	3	12	1-2	1-2	1-35	1	.
15	Janzen Jackson	4	9	3	12	.	.	.	1	1	.	1-8	.	.
25	Art Evans	4	6	6	12
99	Ben Martin	4	5	3	8	3-22	2-21	.	2	2
57	Gerald Williams	4	5	3	8	4	1-0	.	.
48	Greg King	3	5	2	7	1-1	.	.	1	1
13	Brent Vinson	4	5	2	7	.	.	1-7	2	3	1	.	.	.
37	N.Mitchell-Thornton	4	4	3	7	1-3	1	.	.	.
43	Savion Frazier	4	4	2	6	1-1	1-0	.	.
93	Montari Hughes	4	3	1	4	1-8	1	.	1	.
86	Willie Bohannon	4	1	3	4	1-7	1-7	1	.
46	Andre Mathis	4	1	3	4
94	Wes Brown	3	2	1	3	1-5	1-5	.	.	.	1	.	.	.
29	Stephaun Raines	4	2	1	3
3	Darren Myles Jr.	3	2	0	2
31	Marsalous Johnson	3	1	1	2
36	Anthony Anderson	4	1	1	2
20	Mike Edwards	3	0	2	2
34	Herman Lathers	4	1	0	1
18	Tyler Wolf	2	1	0	1
9	Daryl Vereen	4	1	0	1
90	Steven Fowlkes	1	0	1	1	0.5-2
52	Victor Thomas	3	0	1	1
Totals		4	144	110	254	30-130	10-73	3-14	9	12	13	5-43	6	0
Opponents		4	148	160	308	21-82	6-42	8-43	13	21	8	3-13	5	0

*Quarterback hurries is not an official NCAA statistic.

Defensive Big Play Leaders: Chris Walker 7.5, Eric Berry 5.5, Ben Martin 5, Rico McCoy 5, LaMarcus Thompson 5, Nick Reveiz 4.5, Dennis Rogan 3, Brent Vinson 3.

Special Teams Tackle Leaders

No.	Player	T	AT	TT	No.	Player	T	AT	TT
14	Eric Berry	2	3	5	42	LaMarcus Thompson	2	0	2
29	Stephaun Raines	2	1	3	36	Anthony Anderson	1	1	2
96	Chad Cunningham	1	2	3	25	Art Evans	1	1	2
15	Janzen Jackson	2	0	2	43	Savion Frazier	1	1	2
56	Nick Reveiz	2	0	2	20	Mike Edwards	0	2	2

Miscellaneous Statistics

Red Zone*	Poss.	TD	FG	TO	MFG	Downs	Time	TD%	Score%
Tennessee	19	12	5	0	0	1	1	63.2	89.5
Opponents	15	5	8	1	1	0	0	33.3	86.7

*The Red Zone denotes UT's possessions inside the 20-yrd. line (includes OT).

No.	Kickoffs	No.	TB	RET	OB	FC	Points Off	Turnovers
96	Chad Cunningham	24	3	16	1	0	Takeaways	Pts. Off
							UT 8	45
							OPP 11	20

SEC/NCAA Team Stat Rankings

Category	Stat	SEC	NCAA
Scoring Offense	31.3	6	42
Total Offense	368.5	6	60
Rushing Offense	197.3	6	31
Passing Offense	171.3	10	97
Passing Efficiency	117.73	9	86
1st Downs	21.8	4	25t
3rd-Down Conversions	41.2	6	55
Sacks Allowed	1.50	7	44t
Scoring Defense	18.0	7	33
Total Defense	233.0	3	8
Rushing Defense	87.0	2	15
Passing Defense	146.0	3	11
Passing Efficiency Defense	103.34	7	30
Sacks by	2.50	5t	31t
Net Punting	34.7	7	87
Punt Returns	10.3	5	54
Kickoff Returns	19.7	11	93
Interceptions (Total)	3	6t	64t
Penalty Yards	28.5	1	4
Turnover Margin	-0.75	11	91

SEC/NCAA Individual Stat Rankings

Category	Name	Stat	SEC	NCAA
Rushing-Game	Montario Hardesty	121.3	1	8
Punt Returns-Avg.	Nu'Keese Richardson	11.4	2	30
Field Goals-Game	Daniel Lincoln	1.50	4t	25t
Scoring-Game	Daniel Lincoln	8.3	6	41t
All Purpose-Game	Montario Hardesty	130.8	4	48
Sacks-Game	Chris Walker	1.00	2t	14t
Tackles	Eric Berry	7.8	9	--
Tackles for Loss-Game	Chris Walker	1.38	3	35t
	Nick Reveiz	1.13	8t	82t

t-Tied.

2009 Statistics

Team Totals Game-by-Game

	Score	1st Downs	Rushing (No-Yds-TD)	Passing (C-A-I-Yds-TD)	Total Offense (Ply-Yds-TD)	Punts No-Avg	Fumbles No-Lost	Penalties No-Yds	KO Ret. No-Yds	Punt Ret. No-Yds	Int. Ret. No-Yds	3rd-Dn Convs.	Time of Poss.
TENNESSEE	63	34	44-380-4	25-32-2-277-5	76-657	0-0.0	3-1	6-45	2-40	4-35	1-7	7-9	32:59
Western Ky.	7	6	30-34-1	9-16-1-49-0	46-83	9-44.8	3-2	9-74	8-177	0-0	2-3	1-11	27:01
TENNESSEE	15	16	44-115-1	13-26-3-93-0	70-208	3-49.7	1-1	2-10	4-77	1-6	0-0	4-15	31:38
UCLA	19	12	36-85-0	11-23-0-101-1	59-186	4-47.0	6-1	9-70	3-52	2-32	3-30	3-14	28:22
TENNESSEE	13	13	32-117-1	11-19-2-93-0	51-210	3-39.3	1-0	3-40	5-103	0-0	1-0	5-12	27:20
Florida	23	20	44-208-2	14-19-1-115-0	63-323	1-55.0	1-1	4-25	3-97	0-0	2-0	8-13	32:40
TENNESSEE	34	24	39-177-1	17-34-1-222-2	73-399	5-36.2	3-1	3-19	5-95	1-21	1-7	5-14	31:00
Ohio	23	15	17-21-0	30-52-1-319-1	69-340	5-35.6	2-1	4-39	6-221	3-14	1-10	7-18	29:00
TENNESSEE													
Auburn													
TENNESSEE													
Georgia													
TENNESSEE													
Alabama													
TENNESSEE													
South Carolina													
TENNESSEE													
Memphis													
TENNESSEE													
Mississippi													
TENNESSEE													
Vanderbilt													
TENNESSEE													
Kentucky													

Game-by-Game Starters

Offense	TE	LT	LG	C	RG	RT	WR	WR	QB	TB	FB	PK
WESTERN KY.	Stocker	Scott	Richard	Cd.Sullins	McClendon	Shaw	Teague	Hancock	Crompton	Hardesty	Cooper	Lincoln
UCLA	Stocker	Scott	Richard	Cd.Sullins	McClendon	Shaw	Teague	Hancock	Crompton	Hardesty	Cooper	Lincoln
at Florida	Stocker	Scott	Richard	Cd.Sullins	McClendon	Shaw	Teague	Hancock	Crompton	Hardesty	Cooper	Lincoln
OHIO	Stocker	Scott	Cr.Sullins	Cd.Sullins	McClendon	Douglas	Teague	Richardson	Crompton	Hardesty	Cooper	Lincoln
AUBURN												
GEORGIA												
at Alabama												
SOUTH CAROLINA												
MEMPHIS												
at Mississippi												
VANDERBILT												
at Kentucky												

Defense	LE	LT	RT	RE	SLB	MLB	WLB	LCB	RCB	SS	FS	P
WESTERN KY.	G.Williams	W.Brown	D.Williams	Walker	Thompson	N.Revez	McCoy	M.Johnson	Evans	Berry	Rogan	Cunningham
UCLA	G.Williams	W.Brown	D.Williams	Walker	Thompson	N.Revez	McCoy	Rogan	Evans	Berry	Jackson	Cunningham
at Florida	Martin	W.Brown	D.Williams	Walker	Thompson	N.Revez	McCoy	Rogan	Evans	Berry	Jackson	Cunningham
OHIO	Martin	Mathis	D.Williams	Walker	King	N.Revez	McCoy	Vinson	Evans	Berry	Jackson	Cunningham
AUBURN												
GEORGIA												
at Alabama												
SOUTH CAROLINA												
MEMPHIS												
at Mississippi												
VANDERBILT												
at Kentucky												

Starting Experience

Defense	'06	'07	'08	'09	Tot	Strk	Offense	'06	'07	'08	'09	Tot	Strk	Special Teams	'06	'07	'08	'09	Tot	Strk
Eric Berry, DB	.	14	12	4	30	30	Kevin Cooper, FB	.	.	10	4	14	8	Chad Cunningham, P	.	1	5	4	10	4
Wes Brown, DT	.	.	12	3	15	-	Jeff Cottam, TE	.	6	2	.	8	-	Daniel Lincoln, PK	.	14	10	4	28	7
Art Evans, DB	.	.	.	4	4	4	Jonathan Crompton, QB	1	.	6	4	11	6	Totals	15	15	8	38		
Janzen Jackson, DB	.	.	.	3	3	3	Aaron Douglas, OT	.	.	.	1	1	1							
Marsalous Johnson, DB	.	7	2	1	10	-	Quintin Hancock, WR	.	.	1	3	4	-							
Greg King, LB	.	.	.	1	1	1	Montario Hardesty, TB	5	.	1	4	10	4							
Ben Martin, DE	.	.	.	2	2	2	Gerald Jones, WR	.	.	7	.	7	-							
Andre Mathis, DT	.	.	.	1	1	1	Jacques McClendon, OG	1	6	6	4	17	4							
Rico McCoy, LB	2	13	12	4	31	16	Josh McNeil, C	9	14	12	.	35	-							
Nick Reveiz, LB	.	.	1	4	5	4	Vladimir Richard, OG	.	.	6	3	9	-							
Dennis Rogan, DB	.	.	12	3	15	-	Nu'Keese Richardson, WR	.	.	.	1	1	1							
LaMarcus Thompson, LB	.	.	.	3	3	-	Chris Scott, OT	.	14	12	4	30	30							
Brent Vinson, DB	.	10	.	1	11	1	Jarrod Shaw, OT	.	.	.	3	3	-							
Chris Walker, DE	.	.	.	4	4	4	Nick Stephens, QB	.	.	6	.	6	-							
Dan Williams, DT	.	10	9	4	23	5	Luke Stocker, TE	.	.	12	4	16	16							
Gerald Williams, DE	.	.	.	2	2	-	Cody Sullins, C	.	.	.	4	4	4							
Totals	2	54	60	44	160		Cory Sullins, OG	.	.	.	1	1	1							
							Marsalis Teague, WR	.	.	.	4	4	4							
							Brandon Warren, TE	9*	.	1	.	1*	-							
							Totals	16	40	82	44	182								

*Warren started nine games at Florida State in 2006.

Rushing

(Att-Yds-TD)	B.Brown	Cooper	Crompton	Hardesty	A.Johnson	Oku	Poole	Richardson
WESTERN KY.	11-104-1	0-0-0	1-4-0	18-160-1	0-0-0	8-42-2	5-62-0	1-8-0
UCLA	11-34-0	0-0-0	7-(-8)-0	26-89-1	0-0-0	0-0-0	0-0-0	0-0-0
at Florida	8-21-0	0-0-0	3-6-0	20-96-1	0-0-0	0-0-0	0-0-0	0-0-0
OHIO	13-56-0	0-0-0	4-(-18)-0	20-140-1	0-0-0	0-0-0	0-0-0	2-(-1)-0
AUBURN								
GEORGIA								
at Alabama								
S. CAROLINA								
MEMPHIS								
at Mississippi								
VANDERBILT								
at Kentucky								
Totals	43-215-1	0-0-0	15-(-16)-0	84-485-4	0-0-0	8-42-2	5-62-0	3-7-0

Receiving

(No-Yds-TD)	B.Brown	Cooper	Cottam	Hancock	Hardesty	A.Johnson	Jones	Moore	Oku	Richardson	Z.Rogers	Stocker	Teague	Warren
WESTERN KY.	0-0-0	2-25-0	0-0-0	5-65-1	1-2-0	1-8-0	DNP	1-4-0	0-0-0	3-30-0	1-11-0	2-23-2	6-86-1	3-23-1
UCLA	2-8-0	1-1-0	0-0-0	5-58-0	1-3-0	0-0-0	0-0-0	0-0-0	0-0-0	0-0-0	1-6-0	2-10-0	0-0-0	1-7-0
at Florida	3-34-0	2-16-0	1-4-0	1-5-0	1-4-0	0-0-0	2-25-0	0-0-0	1-5-0	0-0-0	DNP	0-0-0	0-0-0	0-0-0
OHIO	2-60-0	2-31-0	0-0-0	DNP	2-29-0	0-0-0	1-4-0	4-47-0	1-8-0	1-10-0	0-0-0	0-0-0	1-9-0	3-24-1
AUBURN														
GEORGIA														
at Alabama														
S. CAROLINA														
MEMPHIS														
at Mississippi														
VANDERBILT														
Kentucky														
Totals	7-102-0	7-73-0	1-4-0	11-128-1	5-38-0	1-8-0	3-29-0	5-51-0	2-13-0	4-40-0	2-17-0	4-33-2	7-95-1	7-54-2

Passing

(C-A-I-Yds-TD)	Crompton	Stephens
WESTERN KY.	21-28-2-233-5	4-4-0-44-0
UCLA	13-26-3-93-0	DNP
at Florida	11-19-2-93-0	DNP
OHIO	17-34-1-222-2	DNP
AUBURN		
GEORGIA		
at Alabama		
S. CAROLINA		
MEMPHIS		
at Mississippi		
VANDERBILT		
at Kentucky		
Totals	62-107-8-641-7	4-4-0-44-0

Punting

(No-Yds-Avg)	Cunningham
WESTERN KY.	0-0-0.0
UCLA	3-149-49.7
at Florida	3-118-39.3
OHIO	5-181-36.2
AUBURN	
GEORGIA	
at Alabama	
S. CAROLINA	
MEMPHIS	
at Mississippi	
VANDERBILT	
at Kentucky	
Totals	11-448-40.7

Field Goals

(FG-FGA)	Lincoln	Seq. (Made)-Miss
WESTERN KY.	0-0	--
UCLA	2-2	(31) (28)
at Florida	2-2	(24) (20)
OHIO	2-3	(38) 46 (49)
AUBURN		
GEORGIA		
at Alabama		
S. CAROLINA		
MEMPHIS		
at Mississippi		
VANDERBILT		
at Kentucky		
Totals	6-7	

Punt Returns

(No-Yds-Avg)	Richardson	Rogan
WESTERN KY.	3-30-10.0	1-5-5.0
UCLA	1-6-6.0	0-0-0.0
at Florida	0-0-0.0	0-0-0.0
OHIO	1-21-21.0	DNP
AUBURN		
GEORGIA		
at Alabama		
S. CAROLINA		
MEMPHIS		
at Mississippi		
VANDERBILT		
at Kentucky		
Totals	5-57-11.4	1-5-5.0

Kickoff Returns

(No-Yds-Avg)	Oku	Richardson	Rogan
WESTERN KY.	1-21-21.0	0-0-0	1-19-19.0
UCLA	3-68-22.7	0-0-0	1-9-9.0
at Florida	5-79-15.8	0-0-0	0-24-na
OHIO	1-19-19.0	4-76-19.0	DNP
AUBURN			
GEORGIA			
at Alabama			
S. CAROLINA			
MEMPHIS			
at Mississippi			
VANDERBILT			
at Kentucky			
Totals	10-187-18.7	4-76-19.0	2-52-26.0

2009 Statistics

Defensive Front [T-AT-TT]

Game	Bohannon	W.Brown	Fowlkes	Hughes	Martin	Mathis	Nelson	Sykes	Thomas	Walker	D.Williams	G.Williams
WESTERN KY.	0-0-0	1-0-1	0-1-1	1-0-1	1-0-1	0-1-1	0-0-0	0-0-0	0-0-0	2-3-5	0-2-2	3-0-3
UCLA	1-1-2	0-0-0	DNP	1-1-2	0-1-1	1-2-3	DNP	DNP	0-1-1	1-1-2	4-4-8	1-0-1
at Florida	0-0-0	1-1-2	DNP	1-0-1	1-1-2	0-0-0	DNP	DNP	DNP	5-2-7	3-1-4	1-2-3
OHIO	0-2-2	DNP	DNP	0-0-0	3-1-4	0-0-0	DNP	DNP	0-0-0	1-0-1	0-3-3	0-1-1
AUBURN												
GEORGIA												
at Alabama												
S. CAROLINA												
MEMPHIS												
at Mississippi												
VANDERBILT												
at Kentucky												
Totals	1-3-4	2-1-3	0-1-1	3-1-4	5-3-8	1-3-4	0-0-0	0-0-0	0-1-1	9-6-15	7-10-17	5-3-8

Linebackers [T-AT-TT]

Game	Frazier	King	Lathers	McCoy	Mitch-Thrtn	N.Reveiz	Thompson
WESTERN KY.	4-2-6	0-0-0	1-0-1	2-3-5	2-0-2	1-5-6	5-0-5
UCLA	0-0-0	DNP	0-0-0	1-6-7	0-0-0	2-7-9	2-1-3
at Florida	0-0-0	1-0-1	0-0-0	4-4-8	0-0-0	4-0-4	5-2-7
OHIO	0-0-0	4-2-6	0-0-0	5-3-8	2-3-5	4-4-8	DNP
AUBURN							
GEORGIA							
at Alabama							
S. CAROLINA							
MEMPHIS							
at Mississippi							
VANDERBILT							
at Kentucky							
Totals	4-2-6	5-2-7	1-0-1	12-16-28	4-3-7	11-16-27	12-3-15

Secondary [T-AT-TT]

Game	Anderson	Berry	Edwards	Evans	Fleming	Jackson	M.Johnson	Myles Jr.	Raines	Rogan	Vereen	Vinson	Waggoner
WESTERN KY.	1-1-2	1-2-3	0-2-2	0-0-0	0-0-0	0-0-0	0-1-1	1-0-1	0-1-1	2-0-2	0-0-0	2-0-2	0-0-0
UCLA	0-0-0	7-3-10	DNP	1-3-4	DNP	1-1-2	DNP	DNP	1-0-1	5-0-5	1-0-1	0-0-0	0-0-0
at Florida	0-0-0	9-2-11	0-0-0	2-1-3	DNP	5-1-6	0-0-0	0-0-0	1-0-1	2-3-5	0-0-0	1-0-1	0-0-0
OHIO	0-0-0	3-4-7	0-0-0	3-2-5	DNP	3-1-4	1-0-1	1-0-1	0-0-0	DNP	0-0-0	2-2-4	0-0-0
AUBURN													
GEORGIA													
at Alabama													
S. CAROLINA													
MEMPHIS													
at Mississippi													
VANDERBILT													
at Kentucky													
Totals	1-1-2	20-11-31	0-2-2	6-6-12	0-0-0	9-3-12	1-1-2	2-0-2	2-1-3	9-3-12	1-0-1	5-2-7	0-0-0

Defensive 'Big Plays' Leaderboard

Tackles for Loss (30)

Walker 5.5 -- (WKU 2.5, FLA 2, OHIO 1).
 N.Reveiz 4.5 -- (WKU 0.5, UCLA 0.5, FLA 2, OHIO 1.5).
 Berry 3.5 -- (UCLA 1, FLA 2, OHIO 0.5).
 Martin 3 -- (WKU 1, FLA 1, OHIO 1).
 Thompson 3 -- (WKU 3).
 McCoy 2 -- (WKU 1, UCLA 0.5, OHIO 0.5).
 Bohannon 1 (UCLA 1).
 W.Brown 1 -- (WKU 1).
 Frazier 1 -- (WKU 1).
 Hughes 1 -- (UCLA 1).
 King 1 -- (FLA 1).
 Mitchell-Thornton 1 -- (WKU 1).
 Rogan 1 -- (UCLA 1).
 D.Williams 1 -- (WKU 0.5, OHIO 0.5).
 Fowlkes 0.5 -- (WKU 0.5).

Sacks (10)

Walker 4 -- (WKU 2, FLA 2).
 Martin 2 -- (WKU 1, FLA 1).
 Bohannon 1 -- (UCLA 1).
 W.Brown 1 -- (WKU 1).
 Rogan 1 -- (UCLA 1).
 Thompson 1 -- (WKU 1).

Interceptions (3)

Berry 1 -- (FLA 1).
 Vinson 1 -- (WKU 1).
 Walker 1 -- (OHIO 1).

Passes Broken Up (9)

Martin 2 -- (WKU 1, FLA 1).
 McCoy 2 -- (UCLA 1, OHIO 1).
 Vinson 2 -- (OHIO 2).
 Berry 1 -- (WKU 1).
 Jackson 1 -- (FLA 1).
 King 1 -- (OHIO 1).

Forced Fumbles (6)

Bohannon 1 -- (UCLA 1).
 Hughes 1 -- (FLA 1).
 McCoy 1 -- (OHIO 1).
 Rogan 1 -- (UCLA 1).
 Thompson 1 -- (WKU 1).
 Walker 1 -- (UCLA 1).

Fumbles Recovered (5)

Frazier 1 -- (WKU 1).
 Jackson 1 -- (OHIO 1).
 Rogan 1 -- (FLA 1).
 Thompson 1 -- (WKU 1).
 G.Williams 1 -- (UCLA 1).

QB Hurries (13)

G.Williams 4 -- (WKU 1, UCLA 1, OHIO 2).
 D.Williams 2 -- (FLA 1, OHIO 1).
 Berry 1 -- (UCLA 1).
 W.Brown 1 -- (WKU 1).
 Hughes 1 -- (OHIO 1).
 McCoy 1 -- (OHIO 1).
 Mitchell-Thornton 1 -- (OHIO 1).
 N.Reveiz 1 -- (OHIO 1).
 Vinson 1 -- (OHIO 1).

Blocks (0)

Tennessee Team

Points Scored _____	63	Western Kentucky
Low _____	13	Florida
First Downs _____	34	Western Kentucky
Low _____	13	Florida
Rushing Attempts _____	44	Western Kentucky & UCLA
Low _____	32	Florida
Rushing Yards _____	380	Western Kentucky
Low _____	115	UCLA
Rushing TDs _____	4	Western Kentucky
Low _____	1	UCLA, Florida & Ohio
Passes Attempted _____	34	Ohio
Low _____	19	Florida
Passes Completed _____	25	Western Kentucky
Low _____	11	Florida
Had Intercepted _____	3	UCLA
Low _____	1	Ohio
Passing Yards _____	277	Western Kentucky
Low _____	93	UCLA & Florida
Passing TDs _____	5	Western Kentucky
Low _____	0	UCLA & Florida
Total Offensive Plays _____	76	Western Kentucky
Low _____	51	Florida
Total Offensive Yards _____	657	Western Kentucky
Low _____	208	UCLA
Fumbles _____	3	Western Kentucky & Ohio
Low _____	1	UCLA & Florida
Fumbles Lost _____	1	Western Kentucky, UCLA & Ohio
Low _____	0	Florida
Penalties _____	6	Western Kentucky
Low _____	2	UCLA
Penalty Yards _____	45	Western Kentucky
Low _____	10	UCLA
QB Sacks by _____	5	Western Kentucky
Low _____	0	Ohio

Tennessee Individual

Rushing Attempts _____	26	Montario Hardesty vs. UCLA
Net Rushing Yards _____	160	Montario Hardesty vs. Western Kentucky
Rushing TDs _____	2	David Oku vs. Western Kentucky
Pass Attempts _____	34	Jonathan Crompton vs. Ohio
Pass Completions _____	21	Jonathan Crompton vs. Western Kentucky
Had Intercepted _____	3	Jonathan Crompton vs. UCLA
Pass Yards _____	233	Jonathan Crompton vs. Western Kentucky
Pass TDs _____	5	Jonathan Crompton vs. Western Kentucky
Total Offense Plays _____	38	Jonathan Crompton vs. Ohio
Total Offense Yards _____	237	Jonathan Crompton vs. Western Kentucky
Receptions _____	6	Marsalis Teague vs. Western Kentucky
Receiving Yards _____	86	Marsalis Teague vs. Western Kentucky
Receiving TDs _____	2	Luke Stocker vs. Western Kentucky
Points Scored _____	12	David Oku & Luke Stocker vs. Western Kentucky
Touchdowns _____	2	David Oku & Luke Stocker vs. Western Kentucky
Field Goals (Made) _____	2	Daniel Lincoln vs. UCLA, Florida & Ohio
PATs (Made) _____	9	Daniel Lincoln vs. Western Kentucky
Punts _____	5	Chad Cunningham vs. Ohio
Punt Average (min. 3) _____	49.7	Chad Cunningham vs. UCLA
Punt Returns _____	3	Nu'Keese Richardson vs. Western Kentucky
Punt Return Yards _____	30	Nu'Keese Richardson vs. Western Kentucky
Kickoff Returns _____	5	David Oku vs. Florida
Kickoff Return Yards _____	79	David Oku vs. Florida
Total Tackles _____	11	Eric Berry vs. Florida
Solo Tackles _____	9	Eric Berry vs. Florida
TFL _____	3	LaMarcus Thompson vs. Western Kentucky
Sacks _____	2	Chris Walker vs. Western Kentucky & Florida
Interceptions _____	1	Three players
Interception Return Yds _____	7	Brent Vinson vs. Western Kentucky; & Chris Walker vs. Ohio

Tennessee Individual Long Plays

Rushing _____	43	Montario Hardesty vs. Western Kentucky (TD)
Passing _____	34	Jonathan Crompton to Bryce Brown vs. Ohio
Field Goal _____	49	Daniel Lincoln vs. Ohio
Punt _____	57	Chad Cunningham vs. UCLA
Punt Return _____	21	Nu'Keese Richardson vs. Ohio
Kickoff Return _____	29	Nu'Keese Richardson vs. Ohio
Interception Return _____	7	Brent Vinson vs. Western Kentucky; & Chris Walker vs. Ohio
Fumble Return _____	35	Dennis Rogan vs. Florida

Opponent Team

Points Scored _____	23	Florida & Ohio
Low _____	7	Western Kentucky
First Downs _____	20	Florida
Low _____	6	Western Kentucky
Rushing Attempts _____	44	Florida
Low _____	17	Ohio
Rushing Yards _____	208	Florida
Low _____	21	Ohio
Rushing TDs _____	2	Florida
Low _____	0	UCLA & Ohio
Passes Attempted _____	52	Ohio
Low _____	16	Western Kentucky
Passes Completed _____	30	Ohio
Low _____	9	Western Kentucky
Had Intercepted _____	1	Western Kentucky, Florida & Ohio
Low _____	0	UCLA
Passing Yards _____	319	Ohio
Low _____	49	Western Kentucky
Passing TDs _____	1	UCLA & Ohio
Low _____	0	Western Kentucky & Florida
Total Offensive Plays _____	69	Ohio
Low _____	46	Western Kentucky
Total Offensive Yards _____	340	Ohio
Low _____	83	Western Kentucky
Fumbles _____	6	UCLA
Low _____	1	Florida
Fumbles Lost _____	2	Western Kentucky
Low _____	1	UCLA, Florida & Ohio
Penalties _____	9	Western Kentucky & UCLA
Low _____	4	Florida & Ohio
Penalty Yards _____	74	Western Kentucky
Low _____	25	Florida
QB Sacks by _____	3	UCLA
Low _____	0	Western Kentucky

Opponent Individual

Rushing Attempts _____	24	Tim Tebow, Florida
Net Rushing Yards _____	80	Jonathan Franklin, UCLA
Rushing TDs _____	1	Three players
Pass Attempts _____	52	Theo Scott, Ohio
Pass Completions _____	30	Theo Scott, Ohio
Had Intercepted _____	1	Three players
Pass Yards _____	319	Theo Scott, Ohio
Pass TDs _____	1	Kevin Prince, UCLA; & Theo Scott, Ohio
Total Offense Plays _____	54	Theo Scott, Ohio
Total Offense Yards _____	309	Theo Scott, Ohio
Receptions _____	8	LaVon Brazill, Ohio
Receiving Yards _____	92	LaVon Brazill, Ohio
Receiving TDs _____	1	Chane Moline, UCLA; & LaVon Brazill, Ohio
Points Scored _____	13	Kai Forbath, UCLA
Touchdowns _____	1	Six players
Field Goals _____	4	Kai Forbath, UCLA
PATs _____	2	Caleb Sturgis, Florida; Matt Weller, Ohio
Punts _____	9	Jeremy Moore, Western Kentucky
Punt Average (min. 3) _____	47.0	Jeff Locke, UCLA
Punt Returns _____	3	Riley Dunlop, Ohio
Punt Return Yards _____	32	Terrence Austin, UCLA
Kickoff Returns _____	6	Chris Garrett, Ohio
Kickoff Return Yards _____	221	Chris Garrett, Ohio
Total Tackles _____	14	Reggie Carter, UCLA
Primary Tackles _____	7	Kris Luchsinger, Ohio
TFL _____	4	Brian Price, UCLA
Sacks _____	2	Brian Price, UCLA
Interceptions _____	2	Rahim Moore, UCLA
Interception Return Yds _____	26	Alterraun Verner, UCLA

Opponent Individual Long Plays

Rushing _____	24	Jonathan Franklin, UCLA
Passing _____	59	Theo Scott to LaVon Brazill, Ohio
Field Goal _____	47	Kai Forbath, UCLA
Punt _____	64	Jeff Locke, UCLA
Punt Return _____	17	Terrence Austin, UCLA
Kickoff Return _____	95	Chris Garrett, Ohio (TD)
Interception Return _____	26	Alterraun Verner, UCLA
Fumble Return _____	13	John Garrett, Western Kentucky

2009 Big Plays

Tennessee (25)

Game	Rush (6)	Pass (10)	Returns (9)
WESTERN KENTUCKY	Montario Hardesty--22, 43 TD Bryce Brown--34 Tauren Poole--34	Jonathan Crompton to Quintin Hancock--28 Jonathan Crompton to Marsalis Teague--24, 23 Nick Stephens to Nu'Keese Richardson--27	David Oku--21 KR
UCLA		Jonathan Crompton to Quintin Hancock--26	David Oku--28 KR, 20 KR
at Florida	Montario Hardesty--20	Jonathan Crompton to Bryce Brown--21	David Oku--22 KR, 22 KR David Oku/Dennis Rogan--32 KR* Dennis Rogan--35 FR
OHIO	Montario Hardesty--22	Jonathan Crompton to Bryce Brown--34, 26 TD Jonathan Crompton to Denarius Moore--25 Jonathan Crompton to Kevin Cooper--23	Nu'Keese Richardson--20 KR, 29 KR
AUBURN			
GEORGIA			
at Alabama			
SOUTH CAROLINA			
MEMPHIS			
at Mississippi			
VANDERBILT			
at Kentucky			

*David Oku (8) and Dennis Rogan (24) combined on 32-yard kickoff return at Florida.

Opponent (21)

Game	Rush (3)	Pass (4)	Returns (14)
WESTERN KENTUCKY			Bobby Rainey--24 KR, 22 KR, 26 KR, 22 KR Derrius Brooks--24 KR, 28 KR
UCLA	Jonathan Franklin--24		Alterraun Verner--26 IR
at Florida	Emmanuel Moody--23 Jeffery Demps--21		Brandon James--50 KR, 30 KR
OHIO		Theo Scott to Taylor Price--25, 41 Theo Scott to Jordan Thompson--29 Theo Scott to LaVon Brazill--59	Chris Garrett--95 KR TD, 30 KR, 25 KR, 26 KR, 28 KR
AUBURN			
GEORGIA			
at Alabama			
SOUTH CAROLINA			
MEMPHIS			
at Mississippi			
VANDERBILT			
at Kentucky			

Western Kentucky

No.	Start	Plays	Yards	Time	End
1	T40	4	14	1:55	Interception
2	T15	8	58	3:10	Fumble
3	T19	10	81	4:33	TD
4	W17	1	17	0:07	TD
5	T37	5	63	1:09	TD
6	T38	11	62	6:08	TD
7	T22	1	6	0:13	End of half
8*	T27	5	19	1:51	Downs
9	T39	4	43	1:37	Interception
10	W43	1	43	0:10	TD
11	T25	6	75	2:37	TD
12	W22	4	22	1:20	TD
13	W46	5	46	2:35	TD
14	T42	7	58	3:29	TD
15	T38	4	56	1:49	End of game

UCLA

No.	Start	Plays	Yards	Time	End
1	T20	13	66	5:37	FG
2	U11	1	11	0:06	TD
3	T20	3	8	2:03	Punt
4	T35	3	0	0:45	Fumble
5	T28	5	17	1:37	Interception
6	T35	6	18	2:23	Interception
7*	T20	1	0	0:06	Interception
8	T23	3	2	1:25	Punt
9	T22	3	-2	2:02	Punt
10	T20	17	69	7:43	FG
11	T46	13	53	6:42	Downs
12	T40	4	1	0:44	Downs

at Florida

No.	Start	Plays	Yards	Time	End
1	T27	15	66	8:33	FG
2	T24	6	32	3:58	Punt
3	F20	6	17	2:08	FG
4	T19	1	1	0:51	End of half
5*	T14	3	5	1:08	Interception
6	T40	3	-10	2:34	Punt
7	T22	3	-1	0:32	Punt
8	T37	7	63	3:25	TD
9	T22	9	27	4:10	Interception

Ohio

No.	Start	Plays	Yards	Time	End
1	T31	9	69	3:13	TD
2	T21	4	7	2:15	Interception
3	T30	7	27	2:45	Punt
4	O30	5	30	2:10	TD
5	T20	6	15	2:45	Punt
6	T13	4	11	0:51	Punt
7	T30	6	49	0:40	FG
8*	T14	8	57	3:04	Missed fg
9	T27	9	73	3:56	TD
10	T42	6	13	2:48	Punt
11	T33	8	35	4:31	FG
12	T20	3	6	1:04	Punt
13	O49	1	7	0:34	End of game

* - First drive of second half

^ - Overtime drive (not reflected below in avg. starting position)

Avg. Starting Field Position

	Drives	Yd. Line	Avg.	IN20
Tennessee	49	1699	34.7	6
Opponents	49	1601	32.7	9

2009 Superlatives

Individual Career-Game Bests

Rushing		
Name	No.	Yards
Bryce Brown	13 vs. OHIO 2009	104 vs. WKY 2009
Kevin Cooper	2, twice	6 at VAN 2008
Jonathan Crompton	8 vs. KY 2008	22, twice
Montario Hardesty	26 vs. UCLA 2009	160 vs. WKY 2009
Gerald Jones	6 at VAN 2008	67 vs. KY 2008
David Oku	8 vs. WKY 2009	42 vs. WKY 2009
Tauren Poole	11 vs. WYO 2008	62 vs. WKY 2009
Nu'Keese Richardson	2 vs. OHIO 2009	8 vs. WKY 2009
Nick Stephens	6 at SC 2008	17 vs. MSU 2008

Passing		
Name	Att.	Comp.
Jonathan Crompton	41 at UCLA 2008	21 vs. WKY 2009
Nick Stephens	30 at GA 2008	16 vs. ALA 2008

Passing Yards	
Name	Yards
Jonathan Crompton	240 vs. UAB 2008
Nick Stephens	208 at GA 2008

Receiving		
Name	No.	Yards
Bryce Brown	3 at FLA 2009	60 vs. OHIO 2009
Kevin Cooper	4 at UCLA 2008	31 vs. OHIO 2009
Jeff Cottam	1, 4 times	13 vs. ARKST. 2007
Quintin Hancock	5, 3 times	65 vs. WKY 2009
Montario Hardesty	2, 3 times	29 vs. OHIO 2009
Austin Johnson	1 vs. WKY 2009	8 vs. WKY 2009
Gerald Jones	5, 3 times	68 at GA 2008
Denarius Moore	4, 3 times	86 vs. WIS 2008
David Oku	1, twice	8 vs. OHIO 2009
Tauren Poole	1 vs. WYO 2008	-1 vs. WYO 2008
Nu'Keese Richardson	3 vs. WKY 2009	30 vs. WKY 2009
Zach Rogers	1, twice	11 vs. WKY 2009
Luke Stocker	3 vs. FLA 2008	30 vs. ALA 2008
Marsalis Teague	6 vs. WKY 2009	86 vs. WKY 2009
Brandon Warren	5 vs. NCST 2006*	56, twice*

*During Warren's 2006 season at Florida State.

Punt Returns		
Name	No.	Yards (Total)
Gerald Jones	5 at AUB 2008	68 at AUB 2008
Nu'Keese Richardson	3 vs. WKY 2009	30 vs. WKY 2009
Dennis Rogan	7 at SC 2008	72 vs. VAN 2007

Kickoff Returns		
Name	No.	Yards (Total)
Eric Berry	2 vs. ALA 2008	32 vs. ALA 2008
Marsalous Johnson	2, twice	40 at SC 2006
Gerald Jones	2 at UCLA 2008	76 at UCLA 2008
Denarius Moore	3 vs. SM 2007	56 vs. SM 2007
David Oku	5 at FLA 2009	79 at FLA 2009
Nu'Keese Richardson	4 vs. OHIO	76 vs. OHIO 2009
Dennis Rogan	6 vs. FLA 2008	165 vs. FLA 2008
Luke Stocker	1 vs. KY 2008	5 vs. KY 2008
Brandon Warren	1, twice	18 vs. FLA 2008

Tackles

Name	Tackles
Anthony Anderson	2 vs. WKY 2009
Eric Berry	14 at KY 2007
Willie Bohannon	2, twice
Wes Brown	8 vs. WYO 2008
Mike Edwards	2 vs. WKY 2009
Art Evans	5 vs. OHIO 2009
Savion Frazier	6 vs. WKY 2009
Janzen Jackson	6 at FLA 2009
Marsalous Johnson	8 at ALA 2007
Greg King	6 vs. OHIO 2009
Ben Martin	4 vs. OHIO 2009
Andre Mathis	4 vs. MSU 2008
Rico McCoy	14 vs. SC 2007
Nigel Mitchell-Thornton	5 vs. OHIO 2009
Chase Nelson	2 vs. SM 2007
Nick Reveiz	9 vs. UCLA 2009
Dennis Rogan	9 at GA 2008
LaMarcus Thompson	7 at FLA 2009
Brent Vinson	7 at ALA 2007
Chris Walker	6 at FLA 2009
Dan Williams	8 at AUB 2008
Gerald Williams	5 at SC 2008

Inside the Red Zone

Game	Tennessee	Opponent
Western Ky.	8-9	1-1
UCLA	3-4	3-3
at Florida	3-3	5-6
Ohio	3-3	4-5
Auburn		
Georgia		
at Alabama		
So. Carolina		
Memphis		
at Mississippi		
Vanderbilt		
Kentucky		
Totals	17-19	13-15

Giveaway/Takeaway

Game	Tennessee			Opponent			Dif.
	Fum	Int	Tot	Fum	Int	Tot	
Western Ky.	1	2	3	2	1	3	--
UCLA	1	3	4	1	0	1	-3
at Florida	0	2	2	1	1	2	--
Ohio	1	1	2	1	1	2	--
Auburn							
Georgia							
at Alabama							
South Carolina							
Memphis							
at Mississippi							
Vanderbilt							
Kentucky							
Totals	3	8	11	5	3	8	-3

Field Goal Sequence

Tennessee	Opponent
Western Ky.	--
UCLA	(31) (28)
at Florida	(24) (20)
Ohio	(38) 46 (49)
Auburn	
Georgia	
at Alabama	
So. Carolina	
Memphis	
at Mississippi	
Vanderbilt	
Kentucky	
Totals	6-7 10-12

Numbers in (parentheses) indicate field goal was made.

Fumbles

Name	No.-Lost
Kevin Cooper	1-0
Jonathan Crompton	2-1
Montario Hardesty	1-1
Janzen Jackson	1-1
Nu'Keese Richardson	1-0
Brandon Warren	1-0
Quintin Hancock	1-0

Vols on Opening Offensive Drives

	1st Half	2nd Half
Western Ky.	Interception	Downs
UCLA	FG	Interception
at Florida	FG	Interception
Ohio	TD	Missed field goal
Auburn		
Georgia		
at Alabama		
So. Carolina		
Memphis		
at Mississippi		
Vanderbilt		
Kentucky		

Vols on Opening Defensive Series

	1st Half	2nd Half
Western Ky.	Punt	Downs
UCLA	FG	FG
at Florida	FG	FG
Ohio	TD	Punt
Auburn		
Georgia		
at Alabama		
So. Carolina		
Memphis		
at Mississippi		
Vanderbilt		
Kentucky		

36 Anthony Anderson

DEFENSE

YEAR	G	UT	AT	TT	SACKS/ YDS	TFL/ YDS	FF	FR	PD	INT/ YDS	HIGH TKLE
2008	2	0	0	0	0/0	0/0	0	0	0	0	--
2009	4	1	1	2	0/0	0/0	0	0	0	0	2-WKy
Totals	6	1	1	2	0/0	0/0	0	0	0	0	2-WKy

14 Eric Berry

DEFENSE

YEAR	G	UT	AT	TT	SACKS/ YDS	TFL/ YDS	FF	FR	PD	INT/ YDS	HIGH TKLE
2007	14	57	29	86	0/0	2/3	1	2/55	9	5/222	14-Ky
2008	12	44	28	72	3/11	8.5/21	0	0	13	7/265	11-Ky
2009	4	20	11	31	0/0	3.5/5	0	0	2	1/0	11-Fla
Totals	30	121	68	189	3/11	14/29	1	2/55	24	13/487	14-Ky

Berry has seven career rushes for 37 yards (long of 23 vs. Kentucky).
Berry has one career reception for three yards vs. Alabama in 2008.
Berry has two career kickoff returns for 32 yards vs. Alabama in 2008 (long of 21).

86 Willie Bohannon

DEFENSE

YEAR	G	UT	AT	TT	SACKS/ YDS	TFL/ YDS	FF	FR	PD	INT/ YDS	HIGH TKLE
2009	4	1	3	4	1/7	1/7	1	0	0	0/0	2-2x

11 Bryce Brown

RUSHING

YEAR	G	ATT	NET YARDS	AVG ATT.	AVG GAME	TD	LONG	HIGH YARDS
2009	4	43	215	5.0	53.8	1	34-WKy	104-WKy

RECEIVING

YEAR	G	REC	YARDS	AVG REC	AVG GAME	TD	LONG	HIGH YARDS
2009	4	7	102	14.6	25.5	0	34-Ohio	60-Ohio

94 Wes Brown

DEFENSE

YEAR	G	UT	AT	TT	SACKS/ YDS	TFL/ YDS	FF	FR	PD	INT/ YDS	HIGH TKLE
2006	13	11	6	17	0/0	2/4	0	0	0	0/0	3-Ark
2007	14	8	15	23	0.5/4	1/6	0	1/0	0	0/0	3-3x
2008	12	18	19	37	2.5/12	5.5/18	0	0	0	0/0	8-Wyo
2009	3	2	1	3	1/5	1/5	0	0	0	0	2-Fla
Totals	42	39	41	80	4/21	9.5/33	0	1/0	0	0/0	8-Wyo

Brown has one career kickoff return for nine yards at California in 2007.

45 Kevin Cooper

RUSHING

YEAR	G	ATT	NET YARDS	AVG ATT.	AVG GAME	TD	LONG	HIGH YARDS
2007	7	0	0	--	--	0	--	--
2008	12	5	10	2.0	0.8	0	4-Van	6-Van
2009	4	0	0	--	--	0	--	--
Totals	22	5	10	2.0	0.5	0	4-Van	6-Van

RECEIVING

YEAR	G	REC	YARDS	AVG REC	AVG GAME	TD	LONG	HIGH YARDS
2007	7	0	0	--	--	0	--	--
2008	12	7	42	6.0	3.5	0	9-2x	27-UCLA
2009	4	7	73	10.4	18.2	0	23-Ohio	31-Ohio
Totals	23	14	115	8.2	5.0	0	23-Ohio	31-Ohio

80 Jeff Cottam

RECEIVING

YEAR	G	REC	YARDS	AVG REC	AVG GAME	TD	LONG	HIGH YARDS
2006	13	0	0	--	--	0	--	--
2007	14	4	19	4.8	1.4	1	13-ASU	13-ASU
2008	8	0	0	--	--	0	--	--
2009	4	1	4	4.0	1.0	0	4-Fla	4-Fla
Totals	39	5	23	4.6	0.6	1	13-ASU	13-ASU

8 Jonathan Crompton

PASSING

YEAR	G	ATT- COMP	INT/ TD	PCT	PASS YDS	AVG. GAME	QB RATE	TOT OFF	AVG. GAME	HI PASS YARDS
2006	7	66-31	2/4	47.0	401	57.3	111.95	419	59.9	183-LSU
2007	7	12-7	2/1	58.3	97	13.9	120.40	88	12.6	68-Ull
2008	8	167-86	5/4	51.5	889	111.1	98.13	916	114.5	240-UAB
2009	4	107-62	8/7	57.9	641	160.2	114.90	625	156.2	233-WKy
Totals	26	352-186	17/16	52.8	2,028	78.0	106.58	2,048	78.8	240-UAB

RUSHING

YEAR	G	ATT	NET YARDS	AVG ATT.	AVG GAME	TD	LONG	HIGH YARDS
2006	7	16	18	1.1	2.6	0	11-LSU	22-LSU
2007	7	4	-9	--	--	0	--	--
2008	8	37	27	0.7	3.4	2	15-Aub	22-Fla
2009	4	15	-16	-1.1	-4.0	0	6-Fla	6-Fla
Totals	26	72	20	0.3	0.8	2	15-Aub	22-2x

96 Chad Cunningham

PUNTING

YEAR	G	PUNT	YARDS	AVG	TB	FC	I20	50+	BLK	LONG
2007	5	3	122	40.7	0	3	1	0	0	46-SM
2008	12	25	988	39.5	3	6	11	3	2	57-Aub
2009	4	11	448	40.7	1	2	1	1	0	57-UCLA
Totals	21	39	1,558	39.9	4	11	13	4	2	57-2x

20 Mike Edwards

DEFENSE

YEAR	G	UT	AT	TT	SACKS/ YDS	TFL/ YDS	FF	FR	PD	INT/ YDS	HIGH TKLE
2009	4	0	2	2	0/0	0/0	0	0	0	0/0	2-WKy

25 Art Evans

DEFENSE

YEAR	G	UT	AT	TT	SACKS/ YDS	TFL/ YDS	FF	FR	PD	INT/ YDS	HIGH TKLE
2008	10	0	0	0	0/0	0/0	0	0	0	0/0	--
2009	4	6	6	12	0/0	0/0	0	0	0	0/0	5-Ohio
Totals	14	6	6	12	0/0	0/0	0	0	0	0/0	5-Ohio

90 Steven Fowlkes

DEFENSE

YEAR	G	UT	AT	TT	SACKS/ YDS	TFL/ YDS	FF	FR	PD	INT/ YDS	HIGH TKLE
2009	1	0	1	1	0/0	0.5/2	0	0	0	0/0	1-WKy

43 Savion Frazier

DEFENSE

YEAR	G	UT	AT	TT	SACKS/ YDS	TFL/ YDS	FF	FR	PD	INT/ YDS	HIGH TKLE
2007	11	9	6	15	0/0	0/0	0	0	0	0/0	4-MSU
2008	12	8	10	18	0/0	0.5/1	0	0	0	0/0	4-Ala
2009	4	4	2	6	0/0	1/1	0	1/0	0	0/0	6-WKy
Totals	27	21	18	39	0/0	1.5/2	0	1/0	0	0/0	6-WKy

87 Quintin Hancock

RECEIVING

YEAR	G	REC	YARDS	AVG REC	AVG GAME	TD	LONG	HIGH YARDS
2006	5	2	29	14.5	5.8	0	27-Mem	27-Mem
2007	14	16	165	10.3	11.8	3	40-Ky	55-Ky
2008	12	0	0	--	--	0	--	--
2009	3	11	128	11.6	42.7	1	28-WKy	65-WKy
Totals	34	29	322	11.1	9.5	4	40-Ky	65-WKy

Hancock has one career rush for six yards (vs. Georgia 2007).

Career Statistics

2 Montario Hardesty

RUSHING

YEAR	G	ATT	NET YARDS	AVG ATT.	AVG GAME	TD	LONG	HIGH YARDS
2005	2	6	18	3.0	9.0	0	11-Miss	14-Miss
2006	13	107	384	3.6	29.5	4	43-Cal	72-AF
2007	10	89	373	4.2	37.3	3	26-Wis	78-MSU
2008	11	76	271	3.6	24.6	6	27-Van	66-UCLA
2009	4	84	485	5.8	121.2	4	43-WKy	160-WKy
Totals	40	362	1,531	4.2	38.3	17	43-2x	160-WKy

RECEIVING

YEAR	G	REC	YARDS	AVG REC	AVG GAME	TD	LONG	HIGH YARDS
2005	2	0	0	--	--	0	--	--
2006	13	6	54	9.0	4.2	0	22-SC	22-SC
2007	10	3	25	8.3	2.3	0	21-Wis	21-Wis
2008	11	4	24	6.0	2.2	0	12-MSU	12-MSU
2009	4	5	38	7.6	9.5	0	18-Ohio	29-Ohio
Totals	40	18	141	7.8	3.5	0	22-SC	29-Ohio

93 Montori Hughes

DEFENSE

YEAR	G	UT	AT	TT	SACKS/ YDS	TFL/ YDS	FF	FR	PD	INT/ YDS	HIGH TKLE
2009	4	3	1	4	0/0	1/8	1	0	0	0/0	2-UCLA

15 Janzen Jackson

DEFENSE

YEAR	G	UT	AT	TT	SACKS/ YDS	TFL/ YDS	FF	FR	PD	INT/ YDS	HIGH TKLE
2009	4	9	3	12	0/0	0/0	0	1/8	1	0/0	6-Fla

40 Austin Johnson

RUSHING

YEAR	G	ATT	NET YARDS	AVG ATT.	AVG GAME	TD	LONG	HIGH YARDS
2008	6	0	0	--	--	0	--	--
2009	4	0	0	--	--	0	--	--
Totals	10	0	0	--	--	0	--	--

RECEIVING

YEAR	G	REC	YARDS	AVG REC	AVG GAME	TD	LONG	HIGH YARDS
2008	6	0	0	--	--	0	--	--
2009	4	1	8	8.0	2.0	0	8-WKy	8-WKy
Totals	10	1	8	8.0	0.8	0	8-WKy	8-WKy

31 Marsalous Johnson

DEFENSE

YEAR	G	UT	AT	TT	SACKS/ YDS	TFL/ YDS	FF	FR	PD	INT/ YDS	HIGH TKLE
2006	8	2	0	2	0/0	0/0	0	0	0	0/0	1-2x
2007	7	14	11	25	0/0	0/0	0	0	5	1/28	8-Ala
2008	11	8	3	11	0/0	0/0	0	0	3	0/0	5-Wyo
2009	3	1	1	2	0/0	0/0	0	0	0	0/0	1-2x
Totals	29	25	15	40	0/0	0/0	0	0	8	1/28	8-Ala

Johnson has five career kickoff returns for 83 yards (long of 21 yards at South Carolina in 2006).

4 Gerald Jones

RUSHING

YEAR	G	ATT	NET YARDS	AVG ATT.	AVG GAME	TD	LONG	HIGH YARDS
2007	9	8	58	7.2	6.4	2	20-LSU	39-LSU
2008	11	23	126	5.5	11.5	1	55-Ky	67-Ky
2009	3	0	0	--	--	0	--	--
Totals	23	31	184	5.9	8.0	3	55-Ky	67-Ky

RECEIVING

YEAR	G	REC	YARDS	AVG REC	AVG GAME	TD	LONG	HIGH YARDS
2007	9	11	111	10.1	12.3	1	20-SC	34-Wis
2008	11	30	323	10.8	29.4	4	43-NIU	68-Ga
2009	3	3	29	9.7	9.7	0	17-Fla	25-Fla
Totals	23	44	463	10.5	20.1	5	43-NIU	68-Ga

PUNT RETURNS

YEAR	G	RET	YARDS	AVG RET	AVG GAME	TD	LONG	HIGH YARDS
2007	9	0	0	--	--	0	--	--
2008	11	15	150	10.0	13.6	0	40-Aub	68-Aub
2009	3	0	0	--	--	0	--	--
Totals	23	15	150	10.0	6.8	0	40-Aub	68-Aub

KICKOFF RETURNS

YEAR	G	RET	YARDS	AVG RET	AVG GAME	TD	LONG	HIGH YARDS
2007	9	0	0	--	--	0	--	--
2008	11	3	115	38.3	10.5	0	43-UCLA	76-UCLA
2009	3	0	0	--	--	0	--	--
Totals	23	3	115	38.3	5.2	0	43-UCLA	76-UCLA

Jones has two career pass attempts (at Auburn and vs. Northern Illinois in 2008).

48 Greg King

DEFENSE

YEAR	G	UT	AT	TT	SACKS/ YDS	TFL/ YDS	FF	FR	PD	INT/ YDS	HIGH TKLE
2009	3	5	2	7	0/0	1/1	0	0	1	0/0	6-Ohio

34 Herman Lathers

DEFENSE

YEAR	G	UT	AT	TT	SACKS/ YDS	TFL/ YDS	FF	FR	PD	INT/ YDS	HIGH TKLE
2009	4	1	0	1	0/0	0/0	0	0	0	0/0	1-WKy

26 Daniel Lincoln

KICKING

YEAR	G	FG	FGA	PCT	PAT	PTS	0-29	30-39	40-49	50+	LONG
2007	14	21	29	72.4	52-53	115	9-11	5-6	7-10	0-2	48-SC
2008	10	10	18	55.6	22-22	52	3-3	5-9	2-3	0-3	47-2x
2009	4	6	7	85.7	15-15	33	3-3	2-2	1-2	--	49-Ohio
Totals	28	37	54	68.5	89-90	200	15-17	12-17	10-15	0-5	49-Ohio

99 Ben Martin

DEFENSE

YEAR	G	UT	AT	TT	SACKS/ YDS	TFL/ YDS	FF	FR	PBU	INT/ YDS	HIGH TKLE
2007	8	2	5	7	0/0	0/0	0	0	0	0/0	2-3x
2008	12	13	5	18	1/3	2/9	1	0	0	0/0	3-2x
2009	4	5	3	8	2/21	3/22	0	0	2	0/0	4-Ohio
Totals	24	20	13	33	3/24	5/31	1	0	2	0/0	4-Ohio

46 Andre Mathis

DEFENSE

YEAR	G	UT	AT	TT	SACKS/ YDS	TFL/ YDS	FF	FR	PD	INT/ YDS	HIGH TKLE
2006	8	2	0	2	0/0	0/0	0	0	0	0/0	1-2x
2007	4	0	0	0	0/0	0/0	0	0	0	0/0	--
2008	6	3	4	7	0/0	0/0	0	0	0	0/0	4-MSU
2009	4	1	3	4	0/0	0/0	0	0	0	0/0	3-UCLA
Totals	22	6	7	13	0/0	0/0	0	0	0	0/0	4-MSU

Mathis has one career kickoff return for 15 yards against California in 2007.

5 Rico McCoy

DEFENSE

YEAR	G	UT	AT	TT	SACKS/ YDS	TFL/ YDS	FF	FR	PD	INT/ YDS	HIGH TKLE
2006	13	29	9	38	0/0	3/5	1	0	1	0/0	9-Ky
2007	13	48	58	106	1/1	4.5/15	1	0	5	1/0	14-SC
2008	12	38	49	87	1/1	3.5/8	0	0	3	0/0	13-Ala
2009	4	12	16	28	0/0	2/7	1	0	2	0/0	8-2x
Totals	42	127	132	259	2/2	13/35	3	0	11	1/0	14-SC

37 Nigel Mitchell-Thornton

DEFENSE

YEAR	G	UT	AT	TT	SACKS/ YDS	TFL/ YDS	FF	FR	PD	INT/ YDS	HIGH TKLE
2009	4	4	3	7	0/0	1/3	0	0	0	0/0	5-Ohio

Career Statistics

6 Denarius Moore

RECEIVING

YEAR	G	REC	YARDS	AVG REC	AVG GAME	TD	LONG	HIGH YARDS
2007	14	14	212	15.1	15.1	0	40-Wis	86-Wis
2008	12	11	271	24.6	22.6	2	63-Ky	65-NIU
2009	4	5	51	10.2	12.8	0	25-Ohio	47-Ohio
Totals	30	30	534	17.8	17.8	2	63-Ky	86-Wis

Moore has one career rush for minus-6 yards (vs. Florida 2009).

KICKOFF RETURNS

YEAR	G	NO	YARDS	AVG RET	AVG GAME	TD	LONG	HIGH YARDS
2007	14	4	87	21.8	6.2	0	31-Cal	56-SM
2008	12	2	49	24.5	4.1	0	27-UAB	27-UAB
2009	4	0	0	--	--	0	--	--
Totals	30	6	136	22.7	4.7	0	31-Cal	56-SM

3 Darren Myles Jr.

DEFENSE

YEAR	G	UT	AT	TT	SACKS/ YDS	TFL/ YDS	FF	FR	PD	INT/ YDS	HIGH TKLE
2009	3	2	0	2	0/0	0/0	0	0	0	0/0	1-2x

97 Chase Nelson

DEFENSE

YEAR	G	UT	AT	TT	SACKS/ YDS	TFL/ YDS	FF	FR	PD	INT/ YDS	HIGH TKLE
2006	3	1	0	1	0/0	0/0	0	0	0	0/0	1-Van
2007	4	3	0	3	0/0	0/0	0	0	0	0/0	2-SM
2009	1	0	0	0	0/0	0/0	0	0	0	0/0	--
Totals	8	4	0	4	0/0	0/0	0	0	0	0/0	2-SM

27 David Oku

RUSHING

YEAR	G	ATT	NET YARDS	AVG ATT.	AVG GAME	TD	LONG	HIGH YARDS
2009	4	8	42	5.2	10.5	2	16-WKy	42-WKy

RECEIVING

YEAR	G	REC	YARDS	AVG REC	AVG GAME	TD	LONG	HIGH YARDS
2009	4	2	13	6.5	3.3	0	8-Ohio	8-Ohio

KICKOFF RETURNS

YEAR	G	RET	YARDS	AVG RET	AVG GAME	TD	LONG	HIGH YARDS
2009	4	10	187	18.7	46.8	0	28-UCLA	79-Fla

28 Tauren Poole

RUSHING

YEAR	G	ATT	NET YARDS	AVG ATT.	AVG GAME	TD	LONG	HIGH YARDS
2008	12	22	86	3.9	7.2	0	19-UAB	44-Wyo
2009	4	5	62	12.4	15.5	0	34-WKy	62-WKy
Totals	16	27	148	5.5	9.3	0	34-WKy	62-WKy

RECEIVING

YEAR	G	REC	YARDS	AVG REC	AVG GAME	TD	LONG	HIGH YARDS
2008	12	1	-1	--	--	0	--	--
2009	4	0	0	--	--	0	--	--
Totals	16	1	-1	--	--	0	--	--

29 Stephaun Raines

DEFENSE

YEAR	G	UT	AT	TT	SACKS/ YDS	TFL/ YDS	FF	FR	PD	INT/ YDS	HIGH TKLE
2009	4	2	1	3	0/0	0/0	0	0	0	0/0	1-3x

56 Nick Reveiz

DEFENSE

YEAR	G	UT	AT	TT	SACKS/ YDS	TFL/ YDS	FF	FR	PD	INT/ YDS	HIGH TKLE
2007	14	10	5	15	0/0	0/0	0	1/0	0	0/0	2-4x
2008	12	9	9	18	0/0	0/0	0	0	0	0/0	4-NIU
2009	4	11	16	27	0/0	4.5/9	0	0	0	0/0	9-UCLA
Totals	30	30	30	60	0/0	4.5/9	0	1/0	0	0/0	9-UCLA

Reveiz has one career kickoff return for 20 yards vs. Arkansas State in 2007.

7 Nu'Keese Richardson

RUSHING

YEAR	G	ATT	NET YARDS	AVG ATT.	AVG GAME	TD	LONG	HIGH YARDS
2009	4	3	7	3.5	1.8	0	8-WKy	8-WKy

RECEIVING

YEAR	G	REC	YARDS	AVG REC	AVG GAME	TD	LONG	HIGH YARDS
2009	4	4	40	10.0	10.0	0	27-WKy	30-WKy

PUNT RETURNS

YEAR	G	RET	YARDS	AVG RET	AVG GAME	TD	LONG	HIGH YARDS
2009	4	4	57	14.3	14.3	0	21-Ohio	30-WKy

KICKOFF RETURNS

YEAR	G	RET	YARDS	AVG RET	AVG GAME	TD	LONG	HIGH YARDS
2009	4	4	76	19.0	19.0	0	29-Ohio	76-Ohio

41 Dennis Rogan

DEFENSE

YEAR	G	UT	AT	TT	SACKS/ YDS	TFL/ YDS	FF	FR	PD	INT/ YDS	HIGH TKLE
2007	13	14	5	19	0/0	1/2	0	0	1	0/0	6-Ull
2008	12	32	21	53	0/0	1/19	0	2/0	6	1/38	9-Ga
2009	3	9	3	12	1/2	1/2	1	1/35	0	0/0	5-2x
Totals	28	55	29	84	1/2	3/23	1	3/35	7	1/38	9-Ga

PUNT RETURNS

YEAR	G	RET	YARDS	AVG RET	AVG GAME	TD	LONG	HIGH YARDS
2007	13	17	165	9.7	12.7	0	45-Van	72-Van
2008	12	13	62	4.8	5.2	0	10-UCLA	31-SC
2009	3	1	5	5.0	1.7	0	5-WKy	5-WKy
Totals	28	31	232	7.5	8.3	0	45-VAN	72-Van

KICKOFF RETURNS

YEAR	G	RET	YARDS	AVG RET	AVG GAME	TD	LONG	HIGH YARDS
2007	13	13	383	29.5	29.5	0	78-Ark	78-Ark
2008	12	28	698	24.9	58.2	0	43-Fla	165-Fla
2009	3	2	52	26.0	14.0	0	24-Fla	24-Fla
Totals	28	45	1,133	25.2	40.5	0	78-Ark	165-Fla

21 Austin Rogers

RECEIVING

YEAR	G	REC	YARDS	AVG REC	AVG GAME	TD	LONG	HIGH YARDS
2005	9	1	18	18.0	2.0	0	18-MISS	18-Miss
2006	3	5	69	13.8	23.0	0	28-AF	69-AF
2007	14	56	624	11.1	44.6	4	32-UF	112-SM
2008	12	14	180	12.9	15.0	0	49-USC	72-SC
Totals	38	76	891	11.7	23.4	4	49-USC	112-SM

PUNT RETURNS

YEAR	G	NO	YARDS	AVG RET	AVG GAME	TD	LONG	HIGH YARDS
2005	9	1	-3	--	--	0	--	--
2006	3	2	13	6.5	4.3	0	7-CAL	13-Cal
2007	14	1	6	6.0	0.4	0	6-CAL	6-Cal
2008	15	0	0	--	--	0	--	--
Totals	38	4	16	4.0	0.4	0	7-CAL	13-Cal

Rogers has two career rushes for 26 yards (career-long 26-yarder at Kentucky 2005).

Rogers has one career kickoff return for 12 yards (vs. Florida in 2006).

Career Statistics

83 Zach Rogers

RECEIVING

YEAR	G	REC	YARDS	AVG REC	AVG GAME	TD	LONG	HIGH YARDS
2009	3	2	17	8.5	5.7	0	11-WKy	11-WKy

17 Nick Stephens

PASSING

YEAR	G	ATT-COMP	INT/TD	PASS YDS	AVG. GAME	QB RATE	TOT OFF	AVG. GAME	HI PASS YARDS
2008	7	130-63	3/4	48.5	840	120.0	108.28	790	112.9
2009	1	4-4	0/0	100.0	44	44.0	192.40	44	44.0
Totals	8	134-67	3/4	50.0	884	110.5	110.78	834	104.3

RUSHING

YEAR	G	ATT	NET YARDS	AVG ATT.	AVG GAME	TD	LONG	HIGH YARDS
2008	7	23	-50	--	--	0	18-MSU	17-MSU
2009	1	0	0	--	--	0	--	--
Totals	8	23	-50	--	--	0	18-MSU	17-MSU

88 Luke Stocker

RECEIVING

YEAR	G	REC	YARDS	AVG REC	AVG GAME	TD	LONG	HIGH YARDS
2007	14	4	11	2.8	0.8	1	6-Ull	6-Ull
2008	12	13	139	10.7	11.6	0	26-Ala	30-Ala
2009	4	4	33	8.3	8.3	2	17-WKy	23-WKy
Totals	30	21	183	8.7	6.1	3	26-Ala	30-Ala

98 Rae Sykes

DEFENSE

YEAR	G	UT	AT	TT	SACKS/YDS	TFL/YDS	FF	FR	PD	INT/YDS	HIGH TKLE
2009	1	0	0	0	0/0	0/0	0	0	0	0/0	--

10 Marsalis Teague

RECEIVING

YEAR	G	REC	YARDS	AVG REC	AVG GAME	TD	LONG	HIGH YARDS
2009	4	7	95	13.6	23.8	1	24-WKy	86-WKy

52 Victor Thomas

DEFENSE

YEAR	G	UT	AT	TT	SACKS/YDS	TFL/YDS	FF	FR	PD	INT/YDS	HIGH TKLE
2007	2	0	1	1	0.5/3	0.5/3	0	0	0	0/0	1-Ull
2008	7	0	0	0	0/0	0/0	0	0	0	0/0	--
2009	3	0	1	1	0/0	0/0	0	0	0	0/0	1-UCLA
Totals	12	0	2	2	0.5/3	0.5/3	0	0	0	0/0	1-2x

42 LaMarcus Thompson

DEFENSE

YEAR	G	UT	AT	TT	SACKS/YDS	TFL/YDS	FF	FR	PD	INT/YDS	HIGH TKLE
2007	14	5	5	10	0/0	0/0	0	0	0	0/0	2-3x
2008	12	5	5	10	0/0	0/0	1	0	0	0/0	3-MSU
2009	3	12	3	15	1/9	3/25	1	1/0	0	0/0	7-Fla
Totals	29	22	13	35	1/9	3/25	2	1/0	0	0/0	7-Fla

9 Daryl Vereen

DEFENSE

YEAR	G	UT	AT	TT	SACKS/YDS	TFL/YDS	FF	FR	PD	INT/YDS	HIGH TKLE
2008	7	0	3	3	0/0	0/0	0	0	0	0/0	1-3x
2009	4	1	0	1	0/0	0/0	0	0	0	0/0	1-UCLA
Totals	11	1	3	4	0/0	0/0	0	0	0	0/0	1-4x

13 Brent Vinson

DEFENSE

YEAR	G	UT	AT	TT	SACKS/YDS	TFL/YDS	FF	FR	PD	INT/YDS	HIGH TKLE
2007	14	29	8	37	0/0	0/0	0	0	8	1/0	7-Ala
2008	8	6	7	13	0/0	1/4	0	0	2	1/69	5-Ga
2009	4	5	2	7	0/0	0/0	0	0	2	1/7	4-Ohio
Totals	26	40	17	57	0/0	1/4	0	0	12	3/76	7-Ala

Vinson has one career rush for minus-9 yards at Florida in 2007.

84 Chris Walker

DEFENSE

YEAR	G	UT	AT	TT	SACKS/YDS	TFL/YDS	FF	FR	PD	INT/YDS	HIGH TKLE
2007	14	2	1	3	0/0	0/0	0	0	0	0/0	3-Ull
2008	11	13	2	15	3/19	4/22	2	0	0	0/0	4-Van
2009	4	9	6	15	4/29	5.5/33	1	0	0	1/7	7-Fla
Totals	29	24	9	33	7/48	9.5/55	3	0	0	1/7	7-Fla

1 Brandon Warren

RECEIVING

YEAR	G	REC	YARDS	AVG REC	AVG GAME	TD	LONG	HIGH YARDS
2006*	12	28	301	10.8	25.1	1	29-Va	56-2x
2008	12	10	85	8.5	7.1	0	42-UAB	48-UAB
2009	4	7	54	7.7	13.5	2	13-WKy	24-Ohio
Totals	28	45	440	9.8	15.7	3	42-UAB	56-2x

* Played freshman season at Florida State (did not play football in 2007).

Warren has two career kickoff return for 34 yards (career-long 18-yard return vs. Florida in 2008).

55 Dan Williams

DEFENSE

YEAR	G	UT	AT	TT	SACKS/YDS	TFL/YDS	FF	FR	PD	INT/YDS	HIGH TKLE
2006	6	1	1	2	1/1	1/1	0	0	0	0/0	1-2x
2007	14	19	21	40	2/18	6.5/31	0	0	0	0/0	6-2x
2008	12	23	25	48	1.5/7	8.5/19	0	0	1	0/0	8-Aub
2009	4	7	10	17	0/0	1/0	0	0	0	0/0	8-UCLA
Totals	36	50	57	107	4.5/26	17/51	0	0	1	0/0	8-2x

57 Gerald Williams

DEFENSE

YEAR	G	UT	AT	TT	SACKS/YDS	TFL/YDS	FF	FR	PD	INT/YDS	HIGH TKLE
2008	10	8	4	12	0/0	0.5/2	0	0	1	0/0	5-SC
2009	4	5	3	8	0/0	0/0	0	1/0	0	0/0	3-2x
Totals	14	13	7	20	0/0	0.5/2	0	1/0	1	0/0	5-SC

INDIVIDUAL

- Rushed for 100 yards**
140, Montario Hardesty vs. Ohio, 9/26/09
- Rushed for 200 yards**
223, Arian Foster vs. Vanderbilt, 11/19/05
- Rushed for 250 yards**
294, Chuck Webb vs. Mississippi, 11/18/89
- Passed for 200 yards**
233, Jonathan Crompton vs. Western Kentucky, 9/5/09
- Passed for 300 yards**
365, Erik Ainge vs. Wisconsin (Outback Bowl), 1/1/08
- Passed for 400 yards**
408, Peyton Manning vs. Northwestern (Citrus Bowl), 1/1/97
- Passed for 500 yards**
523, Peyton Manning at Kentucky, 11/22/97
- Had 100 yards receiving**
132, Lucas Taylor vs. UAB, 9/13/08
- Had 150 yards receiving**
186, Lucas Taylor at Mississippi State, 10/13/07
- Had 200 yards receiving**
256, Kelley Washington vs. LSU, 9/29/01
- Returned a kickoff for a touchdown**
44, Bret Smith at South Carolina, 10/30/04 (onside kick)
- Returned a punt for a touchdown**
53, Mark Jones vs. Vanderbilt, 11/22/03
- Returned a blocked punt for a touchdown**
20, Antonio Wardlow vs. Louisiana-Lafayette, 11/3/07
- Returned a blocked field goal for a touchdown**
90, Tyrone Hines vs. South Carolina, 10/28/95
- Returned a pass interception for a touchdown**
7, Chris Walker vs. Ohio, 9/26/09
- Returned a fumble for a touchdown**
18, Parys Haralson vs. Alabama, 10/23/04
- Returned an extra point for a score**
97, Floyd Miley vs. Mississippi (at Memphis), 11/17/90 (blocked kick return)
- Returned a kickoff 100 yards**
Leonard Scott vs. Georgia, 10/9/98
- Returned a punt at least 75 yards**
86, Terry Fair vs. Arkansas, 11/16/96 (touchdown)
- Rushed for three touchdowns**
3, Arian Foster vs. Georgia, 10/6/07
- Threw three touchdown passes**
5, Jonathan Crompton vs. Western Kentucky, 9/5/09
- Caught three touchdown passes**
3, Chris Hannon vs. Mississippi State, 11/15/03
- Made three field goals**
4, Daniel Lincoln at Mississippi State, 10/13/07
- Had an 80-yard run**
87, LaMarcus Coker at Vanderbilt, 11/18/06
- Had an 80-yard pass completion**
84, Erik Ainge to Robert Meachem at Memphis, 9/30/06
- Had 20 tackles**
21, Tom Fisher at Auburn (in Birmingham), 9/26/64
- Recorded three sacks**
3, Jerod Mayo vs. California, 9/2/06
- Forced two fumbles**
2, DeAngelo Willingham vs. South Carolina, 10/27/07
- Intercepted two passes**
2, Eric Berry vs. Arkansas, 11/10/07
- Intercepted three passes**
3, Deon Grant vs. Auburn 10/2/99
- Made a 50-yard field goal**
51, James Wilhoit vs. Florida, 9/16/06

TEAM

- Shut out an opponent**
48-0 vs. Vanderbilt, 11/22/03
- Shut out consecutive opponents**
at Vanderbilt and vs. Kentucky, 11/23-30/02 (both scores were 24-0)
- Rushed for more than 300 yards**
380, vs. Western Kentucky, 9/5/09 (44 attempts)
- Rushed for more than 400 yards**
406, vs. Vanderbilt, 11/26/94 (60 attempts)
- Passed for more than 300 yards**
365, vs. Wisconsin (Outback Bowl), 1/1/08 (25-of-43)
- Had more than 600 yards total offense**
657, vs. Western Kentucky, 9/5/09 (380 rushing, 277 passing)
- Scored 50 points**
63, vs. Western Kentucky, 9/5/09 (Score: 63-7)
- Scored 60 points**
63, vs. Western Kentucky, 9/5/09 (Score: 63-7)
- Scored 70 points**
70, vs. Louisiana-Monroe, 9/23/00 (Score: 70-3)
- Failed to rush for 100 yards**
34, at South Carolina, 11/1/08 (28 attempts)
- Failed to pass for 100 yards**
93, vs. Florida, 9/19/09 (11-of-19)
- Held opponent to fewer than 100 yards rushing**
21, vs. Ohio, 9/26/09 (17 attempts)
- Held opponent to fewer than 100 yards passing**
49, vs. Western Kentucky, 9/5/09 (9-of-16)
- Held opponent to fewer than 100 yards total offense**
83, vs. Western Kentucky, 9/5/09 (34 rushing, 49 passing)
- Held opponent without a touchdown**
vs. Mississippi State, 10/18/08 (Score: Tennessee 34-3)
- Failed to get a first down**
vs. Auburn, 9/27/58 (Score: Auburn 13-0)
- Scored a safety**
vs. UCLA, 9/12/09 (Dennis Rogan tackled Kevin Prince in end zone)
- Committed no turnovers**
vs. Kentucky, 11/29/08
- Committed no penalties**
vs. LSU (in Atlanta, SEC Championship Game), 12/1/07
- Never had to punt**
vs. Western Kentucky, 9/5/09 (15 offensive possessions in 63-7 win)
- Blocked a punt**
vs. Alabama, 10/25/08 (Montario Hardesty)
- Blocked a field goal**
at Kentucky (second overtime), 11/24/07 (Dan Williams)
- Faked a punt**
at Florida, 9/17/05 (Britton Colquitt pass incomplete to Inquoris Johnson)
- Faked a punt successfully for first down**
at Mississippi, 10/16/04 (Dustin Colquitt 19 pass to Chris Hannon)
- Faked a field goal**
vs. Arkansas, 11/11/00 (Seth Reagan 2 run for touchdown)
- Attempted a 2-point conversion**
at South Carolina, 11/1/08 (Nick Stephens run failed)
- Successfully attempted a 2-point conversion**
at Kentucky, 11/24/07 (Erik Ainge pass to Austin Rogers in fourth overtime)
- Two players with 100 yards rushing**
Montario Hardesty (160) and Bryce Brown (104) vs. Western Kentucky, 9/5/09
- Three players with 100 yards rushing**
J.Stewart (145), A.Hayden (115) & M.Phillips (107) vs. Vanderbilt, 11/30/91
- Two players with 100 yards passing**
Erik Ainge (149) and Rick Clausen (120) vs. Notre Dame, 11/6/04
- Two players with 100 yards receiving**
Lucas Taylor (118) and Austin Rogers (112) vs. Southern Mississippi, 9/8/07
- Played an overtime game**
at UCLA, 9/1/08 (Score: UCLA 27-24 OT)
- Lost an overtime game**
at UCLA, 9/1/08 (Score: UCLA 27-24 OT)
- Beat ranked opponent**
vs. No. 18 Wisconsin (Outback Bowl), 1/1/08 (Score: Tennessee 21-17)
- Beat team ranked in top 15**
vs. No. 15 South Carolina, 10/27/07 (Score: Tennessee 27-24 OT)
- Beat team ranked in top five**
at No. 4 LSU, 9/26/05 (Score: Tennessee 30-27 OT)

The Last Time a Tennessee Opponent...

INDIVIDUAL

Rushed for 100 yards

101, Knowshon Moreno, at Georgia, 10/11/08 (27 carries)

Rushed for 200 yards

206, Ahman Green, Nebraska (Orange Bowl), 1/2/98 (29 carries)

Rushed for 250 yards

Never

Passed for 200 yards

319, Theo Scott, Ohio, 9/26/09

Passed for 300 yards

319, Theo Scott, Ohio, 9/26/09

Passed for 400 yards

430, Andre' Woodson, at Kentucky, 11/24/07 (four overtimes)

Passed for 500 yards

Never

Had 100 yards receiving

103, Julio Jones, Alabama, 10/25/08

Had 150 yards receiving

151, Kenny McKinley, South Carolina, 10/27/07

Had 200 yards receiving

222, Clarence Sevellian, at Vanderbilt, 11/28/92

Returned a kickoff for a touchdown

95, Chris Garrett, Ohio, 9/26/09

Returned a punt for a touchdown

78, Brandon James, Florida, 9/20/08

Returned a blocked punt for a touchdown

17, Sean Westgate, at UCLA, 9/1/08

Returned a pass interception for a touchdown

42, Reshard Langford, at Vanderbilt, 11/22/08

Returned a fumble for a touchdown

0, Jake Ricks, at Auburn, 9/27/08 (recovered in end zone)

Returned an extra point for a score

Quinton Reese, Auburn (SEC Championship), 12/6/97 (yardage not recorded)

Returned a kickoff 100 yards

Nathan Jones, Rutgers, 9/28/02

Returned a punt at least 75 yards

78, Brandon James, Florida, 9/20/08 (touchdown)

Rushed for three touchdowns

Scott Frost, Nebraska (Orange Bowl), 1/2/98

Threw three touchdown passes

6, Andre' Woodson, at Kentucky, 11/24/07

Caught three touchdown passes

3, Josh Reed, at LSU, 9/30/00 (overtime)

Made three field goals

3, Matt Weller, Ohio, 9/26/09

Had an 80-yard run

80, David Fair, Mississippi State, 9/12/87

Had an 80-yard pass completion

81, Chris Leak to Chad Jackson, Florida, 9/18/04

Recorded three sacks

5, Alex Brown, at Florida, 9/18/99

Intercepted two passes

2, Kareem Jackson, at Alabama, 10/20/07

Made a 50-yard field goal

51, Britt Barefoot, Southern Mississippi, 9/8/07

TEAM

Shut out Tennessee

31-0, Florida, 9/17/94

Shut out Tennessee in consecutive games

at Kentucky and vs. Vanderbilt, 11/19-26/59 (Scores: 20-0, 14-0)

Rushed for more than 300 yards

321, Nebraska (Fiesta Bowl), 1/2/00

Rushed for more than 400 yards

409, Nebraska (Orange Bowl), 1/2/98

Passed for more than 300 yards

319, Ohio, 9/26/09 (30-of-52)

Had more than 600 yards total offense

634, at Kentucky, 11/22/97 (four overtimes)

Scored 50 points

50, Kentucky, 11/24/07 (Score: Tennessee 52-50, 4OT)

Scored 60 points

62, Florida, 11/16/95 (Score: Florida 62-37)

Scored 70 points

70, Trinity (present-day Duke), 11/4/1893 (Score: Trinity 70-0)

Failed to rush for 100 yards

85, UCLA, 9/12/09 (36 attempts)

Failed to pass for 100 yards

49, Western Kentucky, 9/5/09 (9-of-16)

Held Tennessee to fewer than 100 yards rushing

34, at South Carolina, 11/1/08 (28 attempts)

Held Tennessee to fewer than 100 yards passing

93, vs. Florida, 9/19/09 (11-of-19)

Held Tennessee to fewer than 100 yards total offense

59, vs. Alabama, 10/18/80

Held Tennessee without a touchdown

at Alabama, 10/22/05 (Score: Alabama 6-3)

Scored a safety

at Kentucky, 11/26/05 (Erik Ainge called for intentional grounding in end zone)

Blocked a punt

Northern Illinois, 10/4/08 (Patrick George)

Returned a blocked punt for a touchdown

17, at UCLA, 9/1/08 (Sean Westgate)

Blocked a field goal

Wisconsin (Outback Bowl), 1/1/08 (Elijah Hodge)

Blocked two field goals

Colorado (at Anaheim, Calif.), 8/26/90 (Pigskin Classic)

Returned punt and kickoff for touchdown in same game

at Georgia, 10/7/06 (Mikey Henderson 86 punt return; Thomas Brown 99 kickoff return)

Faked a punt

LSU (SEC Championship Game), 12/1/07 (Patrick Fisher 9 pass to Quinn Johnson)

Faked a punt successfully for first down

LSU (SEC Championship Game), 12/1/07 (Patrick Fisher 9 pass to Quinn Johnson)

Attempted a 2-point conversion

Alabama, 10/25/08 (John Parker Wilson pass incomplete)

Successfully attempted a 2-point conversion

LSU (SEC Championship Game), 12/1/07 (Ryan Perrilloux run)

Two players with 100 yards rushing

Arkansas, James Rouse (134) and Barry Foster (103), 1/1/90 (Cotton Bowl)

Three players with 100 yards rushing

Mississippi, P.Hofer (119), J.Reed (115), M.Sweet (103), 11/15/75

Two players with 100 yards passing

Florida, Jesse Palmer (210) and Doug Johnson (199), 9/19/98 (overtime)

Two players with 100 yards receiving

Kentucky, Rafael Little (108) and Jacob Tamme (104), 11/24/07 (four overtimes)

Played an overtime game

UCLA, 9/1/08 (Score: UCLA 27-24 OT)

Won an overtime game

UCLA, 9/1/08 (Score: UCLA 27-24 OT)

Beat a ranked Tennessee team

UCLA, 9/1/08 (Score: UCLA 27, No. 18 UT 24 OT)

Beat a Tennessee team ranked in the top 15

LSU (SEC Championship Game), 12/1/07 (Score: LSU 21, No. 14 UT 14)

Beat a Tennessee team ranked in the top five

Florida, 9/17/05 (Score: Florida 16, No. 4 UT 7)