



2009 FOOTBALL AUBURN TIGERS



GAME 5

AUBURN (4-0, 1-0 SEC) VS. TENNESSEE (2-2, 0-1 SEC)

OCTOBER 3, 2009 • 6:45 PM CT • TV: ESPN

NEYLAND STADIUM (100,011) • KNOXVILLE, TN



QUICK FACTS

COACHES

Gene Chizik (Florida, 1985)
 Auburn Record.....4-0 (1st year)
 vs. TennesseeFirst meeting
 Overall Record9-19 (3rd year)
 vs. TennesseeFirst meeting

Lane Kiffin (Fresno State, 1998)
 Tennessee Record 2-2 (1st year)
 vs. AuburnFirst meeting
 Overall Record2-2 (1st year)
 vs. AuburnFirst meeting

SERIES

Auburn leads, 26-21-3
 at AuburnAU leads, 7-2-1
 at Knoxville, TNUT leads, 14-8-1
 Neutral sites.....AU leads, 11-5
 at Atlanta, GASeries tied, 1-1
 at Birmingham, ALAU leads, 10-4
 Last MeetingAU 14, UT 12
 Sept. 27, 2008 in Auburn, AL
 Current StreakAU, W4

RANKINGS

AuburnReceiving Votes
 TennesseeN/A

TELEVISION • ESPN

Brad NesslerPlay-by-play
 Todd BlackledgeAnalyst
 Erin AndrewsSidelines



RADIO • AUBURN ISP SPORTS NETWORK

The Auburn ISP Sports Network provides radio coverage to over 50 stations that cover the Southeast. Rod Bramblett (play-by-play), Stan White (color), Quentin Riggins (sideline), Paul Ellen (studio) and Andy Burcham (locker room) provide gameday analysis.

SATELLITE RADIO.....XM Channel 141
 LOCALLY.....WKKR-FM (97.7)

INTERNET

Live audio & statswww.auburntigers.com

THE GAME

Auburn travels to Knoxville for the first time since 2004 to play Tennessee in the first road game of the season for the Tigers. The game will kick off at 6:45 p.m. CT and be televised nationally by ESPN.

AUBURN HEADLINES

- ▶ Auburn is looking to start a season 5-0 for the third time in the last six seasons and first time since 2006.
- ▶ Auburn has won 19 consecutive games overall and 11 consecutive games at Jordan-Hare Stadium with Gene Chizik on the coaching staff.
- ▶ Auburn has won four straight games against Tennessee, which ties the longest streak in series history for the Tigers.
- ▶ Auburn has come from behind to win in all four of its games this season.
- ▶ Auburn is third in the nation in scoring offense (45.3) and tied for third in total offense (526.3 yards per game).
- ▶ Auburn has scored 181 points this season, which is the most in the first four games of any season in school history, and just 27 points fewer than Auburn scored all of last year.
- ▶ Auburn has scored in every quarter this season, including touchdowns in 15 of 16 quarters, including 14 in a row.
- ▶ Auburn ranks sixth in the nation in rushing offense (261.3) and has two of the top four rushers in the SEC in Ben Tate (103.0 ypg) and Onterio McCalebb (91.2 ypg).
- ▶ Auburn has recorded four straight games of 400 or more yards of offense for the first time since the first four games of the 2000 season.
- ▶ Auburn is tied for eighth nationally in first downs (24.3) and has had at least 20 in all four games.
- ▶ Auburn is tied for fifth in the nation in turnover margin (+1.75), tied for fourth in interceptions (eight) and tied for fifth in turnovers forced (12).
- ▶ Chris Todd has nine touchdown passes in his last two games. Last year, Auburn had just seven touchdown passes as a team during the entire season.
- ▶ Todd ranks second in the nation in yards per completion (16.32), tied for third in TD passes (11) and sixth in passing efficiency (171.05).
- ▶ Senior Ben Tate ranks 17th nationally in rushing (103.0), and is ninth in school history with 2,371 career rushing yards.
- ▶ Senior defensive end Antonio Coleman has 17.0 career sacks, which ranks tied for sixth in Auburn history for career sacks.

AUBURN (4-0, 1-0 SEC)

Date	Opponent	Score/Time
Sept. 5	LOUISIANA TECH [ESPNU]	W, 37-13
Sept. 12	MISSISSIPPI STATE [FSS]	W, 49-24
Sept. 19	WEST VIRGINIA [ESPN2]	W, 41-30
Sept. 26	BALL STATE [FSS]	W, 54-30
Oct. 3	at Tennessee [ESPN]	6:45 p.m.
Oct. 10	at Arkansas	TBA
Oct. 17	KENTUCKY	TBA
Oct. 24	at LSU	TBA
Oct. 31	OLE MISS	TBA
Nov. 7	FURMAN (HC)	TBA
Nov. 14	at Georgia	TBA
Nov. 27	ALABAMA [CBS]	1:30 p.m.

All times Central

TENNESSEE (2-2, 0-1 SEC)

Date	Opponent	Score/Time
Sept. 5	W. KENTUCKY [SEC NET]	W, 63-7
Sept. 12	UCLA [ESPN]	L, 15-19
Sept. 19	at #1/1 Florida [CBS]	L, 13-23
Sept. 26	OHIO	W, 34-23
Oct. 3	AUBURN [ESPN]	6:45 p.m.
Oct. 10	GEORGIA	TBA
Oct. 24	at Alabama	TBA
Oct. 31	SOUTH CAROLINA	TBA
Nov. 7	MEMPHIS	TBA
Nov. 14	at Mississippi	TBA
Nov. 21	VANDERBILT	TBA
Nov. 28	at Kentucky	TBA

All times Central

2009 Auburn Football Game Notes

STATISTICAL COMPARISON

AUBURN VS. TENNESSEE

	AU	UT
Points Scored	45.3	31.3
Total Offense	526.3	368.5
First Downs	24.3	21.8
Rushing Yards	261.3	197.3
Passing Yards	265.0	171.3
Time of Possession	27:45	30:27
3rd Down Pct.	50%	41%
Points Allowed	24.3	18.0
Yards Allowed	327.8	233.0
Rushing Yards Allowed	154.0	87.0
Passing Yards Allowed	173.8	146.0

STATISTICAL LEADERS

RUSHING YARDS

AUBURN	TENNESSEE
Ben Tate.....412	Montario Hardesty..485
Onterio McCalebb ..365	Bryce Brown215
Mario Fannin75	Tauren Poole62
Kodi Burns67	

PASSING YARDS

AUBURN	TENNESSEE
Chris Todd1012	Jonathan Crompton ..641

RECEPTIONS

AUBURN	TENNESSEE
Darvin Adams20	Quintin Hancock11
Mario Fannin13	Marsalis Teague.....7
Terrell Zachery.....11	Kevin Cooper7
Ben Tate.....6	Bryce Brown7
Eric Smith4	Brandon Warren7

POINTS SCORED

AUBURN	TENNESSEE
Wes Byrum41	Daniel Lincoln33
Darvin Adams30	Montario Hardesty24
Kodi Burns24	Four tied with12

TACKLES

AUBURN	TENNESSEE
Josh Bynes.....34	Eric Berry31
Craig Stevens32	Rico McCoy.....28
Neiko Thorpe23	Nick Reveiz27
Zac Etheridge22	Dan Williams17
Antonio Coleman19	Two tied with15

INTERCEPTIONS

AUBURN	TENNESSEE
Eight tied with1	Three tied with1

SACKS

AUBURN	TENNESSEE
Antonio Coleman2.5	Chris Walker4.0
Mike Blanc2.5	Ben Martin2.0

AUBURN-TENNESSEE RIVALRY

Auburn and Tennessee played every year from 1956-91. The two teams didn't play from 1991 until the 1997 SEC Championship game because of the league expansion and the rotating opponents' setup. The two played in 1998 and 1999, and in 2003 and 2004 before rotating off each others schedule until 2008.

The two schools dominated the SEC in the mid-to-late '80's. In six of the eight seasons from 1983-90, either Auburn (1983-87-88-89) or Tennessee (1985-89-90) claimed an SEC Championship.

SERIES NOTES

Nine of the last 12 games in the series have been decided by 10 points or less ... Auburn's current four-game winning streak against Tennessee matches the Tigers' longest winning streak against the Vols in series history (1961-64) ... Auburn has averaged 28.5 points during its four-game winning streak against Tennessee ... Tennessee has only thrown three touchdown passes in the last six meetings ... Auburn has held Tennessee to fewer than 300 yards of total offense in each of the last three meetings ... This will be the first meeting since 1982 in which neither team is ranked, and prior to last year, the previous 13 meetings all included at least one top-10 team ... From 1956-1991, every meeting was on the last Saturday of September except in 1968.

MEMORABLE AU-UT GAMES

1956--The Modern Auburn-Tennessee series begins in Birmingham over the objections of Vol AD Gen. R.R. Neyland. Johnny Majors, who would finish second in the Heisman Trophy balloting, led Tennessee to a 35-7 win over Auburn before a crowd of 44,258.

1957--In its first trip to Knoxville since 1939, Auburn was expected to be little match for Tennessee, the defending SEC champions. Yet, the Tigers won 7-0 and started their march toward the National Championship.

1958--Defending National Champion Auburn 13, Tennessee 0 in Birmingham. Tennessee made no first downs and was held to minus 30 yards of total offense. Lindsey Nelson and Red Grange described it to the nation on NBC-TV.

1959--Tennessee ended Auburn's 24-game unbeaten streak with a 3-0 upset victory at Knoxville. Time and time again, the Tigers assaulted the Tennessee goal line. Time and time again, Tennessee's Volunteers pushed them back. Cotton Letner's field goal won it for the Vols.

1961-63--Auburn fell behind by two touchdowns or more three years in a row, 0-21 in 1961, 0-14 in 1962, and 0-12 in 1963, only to storm back and win all three games, 24-21 in 1961, 22-21 in 1962 and 23-19 in 1963. The modern Auburn-Tennessee series had been born.

1965--Auburn defensive tackle Jack Thornton intercepts not one, but two passes as

Auburn struggles to a 13-13 tie with Tennessee in Knoxville.

1968--In the first Auburn-Tennessee game to be played at night, Auburn upsets the unbeaten Vols 28-14 in Birmingham. Halfback Mike Currier from Oneonta scored on three of his first four plays in the game.

1969--Vols jump to a big lead in Knoxville, 24-3 at the half, but Auburn, behind first-year quarterback Pat Sullivan, came storming back to cut the Vol lead to 24-19 in the fourth quarter. The Vols pull away, however, and won 45-19.

1970--Auburn overcame a 10-0 Tennessee lead and defeated the Vols 36-23 in Birmingham. It was the only loss of the year for Tennessee and cost the Vols an SEC Championship.

1971--Tennessee dominated Auburn for 58 minutes, but in the final two minutes, Pat Sullivan drove Auburn 86 yards for a touchdown and a 10-9 victory. The next day, Jack Doane of *The Montgomery Advertiser* wrote: "Blindfolded, hands tied behind his back, Pat Sullivan would be a one-point favorite at his own execution."

1973-74--Tennessee defeated Auburn 21-0 in Knoxville in a driving rainstorm. Tennessee punted on first down throughout the fourth quarter, infuriating Auburn coaches. At the end of the game, Auburn coach Ralph "Shug" Jordan refused to shake hands with Vol coach Bill Battle saying Battle refused to shake hands with him before the game. In 1974, Tennessee, reluctantly, made its first trip to Auburn. Auburn won, ironically by the same 21-0 score. Throughout the first quarter, Auburn fans chanted "Punt...Punt...Punt" whenever Auburn had a first down.

1977--Leads are never safe in the Auburn-Tennessee game. Tennessee jumped to a 12-0 lead in Johnny Majors' first SEC game as head coach of his alma mater, but Auburn won 14-12 when a Vol field goal attempt was wide right on the final play of the game.

1980--Tennessee defeated Auburn 42-0 before the then largest crowd in Auburn history. It was, perhaps, the darkest day in Auburn's long and glorious football history.

1983--Auburn, 20-7 losers to Texas a week earlier, came to Knoxville labeled as the SEC's disappointment of the year after only two games. Auburn reestablished itself with a 27-14 win over the Vols, highlighted by an 81-yard Trey Gainous punt return.

1985--Auburn went to Knoxville undefeated and ranked No. 1 in the nation. That ranking lasted as long as Tennessee's first possession. The Vols led 24-0 at the half and Auburn has not been ranked No. 1 since that day, Sept. 28, 1985.

1990--Proving once again that leads, big or small, do not hold up in the AU-UT series, Auburn spotted Tennessee a 17-point fourth quarter lead, 26-9, only to storm back to tie the game, 26-26. Tennessee missed a potential game-winning field goal with 15 seconds to play.

2009 Auburn Football Game Notes

1991--A series that had been contested 35 consecutive years came to an end thanks to the expansion of the SEC from 10 schools to 12 and the formation of two divisions. Vol receiver Carl Pickens caught four balls for 172 yards, including TD receptions of 87 and 67 yards in Tennessee's 30-21 win.

1997--In the SEC Championship game in Atlanta, Auburn scored 20 unanswered points to take a 20-7 lead. Tennessee scored two touchdowns late in the third quarter and early in the fourth to win 30-29. Tennessee's Peyton Manning threw for 373 yards and four TDs, while Auburn signal caller Dameyune Craig passed for 262 yards and a pair of scores.

2004--Auburn raced to a 31-3 halftime lead en route to a 34-10 win over No. 10 Tennessee for the Tigers' first win in Neyland Stadium since 1983. Auburn QB Jason Campbell was 12 of 15 for 240 yards and two TD strikes in the first half. Safety Junior Rosegreen set a school record and tied an SEC mark with four interceptions in the game. The teams met again in the SEC Championship, with Auburn prevailing 38-28 behind Campbell's 374 yards passing and three TDs.

TENNESSEE QUICK HITTEES

Tennessee improved to 2-2 overall with a 34-23 win over Ohio last Saturday ... Tennessee was picked to finish fourth in the East by the media in the SEC Media Days poll ... The win over Ohio was the Vols' 500th all-time win in Knoxville ... Senior Montario Hardesty leads the SEC and ranks eighth nationally averaging 121.3 yards rushing per game ... Tennessee ranks eighth nationally in total defense, allowing just 233.0 yards per game ... The Vols are 11th nationally in pass defense (146.0 yards per game) and 15th in rushing defense (87.0) ... Chris Walker is tied for second in the SEC with four sacks this season ... Junior middle linebacker Nick Reveiz, who entered the Ohio game ranked third on the team in tackles, suffered an apparent season-ending injury ... Freshman Nu'Keese Richardson is second in the SEC averaging 11.4 yards per punt return.

TENNESSEE TIGERS

The 2009 Auburn roster includes three players who hail from the state of Tennessee. Freshman Daren Bates is from Memphis, junior OL Mike Berry is from Antioch and sophomore OL A.J. Greene is from Madison.

ALABAMA VOLS

The 2009 Tennessee roster includes two players who hail from the state of Alabama. Freshman OL Carson Anderson is from Florence, redshirt freshman DE Willie Bohannon is from Mobile and senior DT Wes Brown is from Athens.

AU-UT CONNECTIONS

- ▶ Auburn assistant head coach/wide receivers coach Trooper Taylor was at Tennessee from 2004-07, coaching running backs from 2004-05 and serving as assistant head coach/player development/wide receivers coach from 2005-07.
- ▶ Tennessee special teams coordinator/running backs coach Eddie Gran served as Auburn's running backs coach and special teams coordinator from 1999-2008.
- ▶ Tennessee linebackers coach Lance Thompson coached the defensive line at Georgia Tech in 1998 when Auburn defensive coordinator Ted Roof coached Tech's linebackers. Thompson returned to Georgia Tech in 2001 to coach the defensive line while Roof was the defensive coordinator.
- ▶ Auburn special teams coordinator/tight ends coach Jay Boulware and Tennessee defensive backs coach Willie Mack Garza were teammates at the University of Texas from 1991-92, and both started their coaching careers at Texas from 1994-96 - Garza as a graduate assistant and Boulware first as a student assistant, then a graduate assistant in 1996.
- ▶ Auburn video coordinator Brent Thomas was a deep snapper for Tennessee from 1996-2000, and was a video graduate assistant for the Volunteers from 2002-03.
- ▶ Auburn offensive quality control coach Casey Woods was a three-year letterman at wide receiver for Tennessee, and was a team captain as a senior in 2007. He also served as an offensive graduate assistant at Tennessee in 2008.

FIVE STRAIGHT AT NIGHT

Auburn's game at Tennessee will be the fifth straight night game for the Tigers, marking the first time Auburn has ever played five consecutive games at night. In 2007, the Tigers played four of their first five games at night and eight overall, marking the most night games in a single season in school history. Auburn played just four night games all of last season.

ON THIS DATE

Auburn has an all-time record of 10-3-1 on Oct. 3. The Tigers last played on this date in 1998, also against Tennessee, falling 17-9 to the third-ranked Vols. Auburn has a 3-1 record on Oct. 3 when the Tigers are ranked, and is 1-1 when playing a ranked opponent. Auburn's biggest upset on Oct. 3 was a 13-0 shutout of No. 15 Ole Miss in 1953 in Auburn.

IN OCTOBER

Auburn, which just concluded its sixth consecutive winning month of September, is 287-146-18 (.656) all-time in the month of October. The Tigers are 23-9 (.719) in their last 32 games in October.

SEC SUCCESS

Auburn has won 29 of its last 41 Southeastern Conference games and 30 of its last 42 games against SEC schools, including the 2004 SEC Championship game victory over Tennessee. Auburn's success against conference schools dates back beyond 2004, as since the start of the 2000 season, the Tigers have the fourth best record among the 12 league schools in regular season conference games, just 4.5 games behind the leader. The following are the combined conference records of the 12 SEC schools from 2000-08.

	W-L	Pct.
Florida	55-19	.743
Georgia	53-21	.716
LSU	52-22	.703
Auburn	50-23	.685
Tennessee	47-26	.644
Alabama	39-34	.534
South Carolina	35-39	.473
Arkansas	34-40	.459
Ole Miss	29-44	.397
Mississippi State	18-57	.240
Kentucky	17-56	.233
Vanderbilt	13-61	.176

TIGERS SINCE 2000

Since the start of the 2000 season, Auburn has one of the best records in all of the Football Bowl Subdivision. The Tigers' record of 84-34 (.712) ranks 12th among all 120 programs. The list of the top 20 programs since 2000 in terms of winning percentage follows:

	W-L	Pct.
1. Boise State	102-17	.857
2. Texas	101-18	.849
3. Oklahoma	104-20	.839
4. USC	96-23	.807
5. Ohio State	94-24	.797
6. LSU	94-27	.777
7. Georgia	93-27	.775
8. Florida	91-29	.758
9. TCU	86-28	.754
10. Virginia Tech	92-30	.754
11. Miami (Fla.)	84-30	.737
12. Auburn	84-34	.712
13. Utah	79-34	.699
14. Boston College	83-36	.697
15. Louisville	79-35	.693
16. Oregon	80-36	.690
Michigan	80-36	.690
18. West Virginia	79-36	.687
19. Florida State	80-39	.672
20. Wisconsin	80-40	.667

2009 Auburn Football Game Notes

AUBURN IN 2009 BY THE NUMBERS

CATEGORY	2009
Record.....	4-0
SEC	1-0
West	1-0
East.....	0-0
Non-Conference	3-0
Home	4-0
Away	0-0
Neutral	0-0
Day	0-0
Night (6 p.m. or later)	4-0
TV Games	4-0
CBS.....	0-0
ESPN	0-0
ESPN2	1-0
ESPNU.....	1-0
FSN.....	2-0
Scoring First.....	2-0
Opponent Scoring First	2-0
Leading at Half	3-0
Trailing at Half	1-0
Tied at Half	0-0
Leading after Third.....	3-0
Trailing after Third	1-0
Tied after Third	0-0
Overtime Games	0-0
Scoring less than 20 pts.....	0-0
Scoring 20+ points	4-0
Scoring 30+ points	4-0
Allowing less than 20 pts.	1-0
Allowing 20+ points	3-0
Allowing 30+ points	2-0
Rushing for less than 100 yds.....	0-0
Rushing for 100+ yds.....	4-0
Rushing for 200+ yds.....	3-0
Passing for 200+ yds.	3-0
Passing for 300+ yds.	2-0
Totaling less than 300 yds.....	0-0
300+ yds. of total offense	4-0
400+ yds. of total offense	4-0
Allowing less than 100 yds. rushing.....	1-0
Allowing less than 300 yds. total off.	3-0
Allowing 300+ yds. total offense	1-0
Having 100-yd. rusher	2-0
Opp. have 100-yd. rusher.....	1-0
No turnovers	1-0
Fewer than 3 turnovers	4-0
3 or more turnovers	0-0
No takeaways	0-0
Fewer than 3 takeaways	3-0
3 or more takeaways	1-0
More than 30:00 of possession	1-0
Less than 30:00 of possession	3-0

THE DRIVE FOR FIVE

Auburn will be looking to start the season with a 5-0 record with a victory at Tennessee. If the Tigers win, it would mark Auburn's third 5-0 start in the last six seasons (2006, 2004), and the seventh in the last 17 seasons. In the previous 18-year period from 1975-92, the Tigers only started 5-0 one time (1986).

CHIZIK'S STREAK

With a 4-0 start to his head coaching tenure at Auburn, Gene Chizik has now been a part of 19 consecutive victories as a member of the Auburn coaching staff. His final season as Auburn's defensive coordinator was during the Tigers' 13-0 2004 season, and Auburn also won its final two games in 2003.

Chizik, who has seen 12 straight wins at Jordan-Hare Stadium, also became the fifth consecutive Auburn head coach to win his debut with the Tigers, and the 24-point margin of victory over Louisiana Tech was the largest in an Auburn head coaching debut since Carl Voyles won his first game as Auburn's head coach by a 32-0 score over Samford in 1944.

CHIZIK'S PERFECT SEPTEMBER A RARITY

Gene Chizik's 4-0 start to the season made him just the fourth first-year SEC coach since the league expanded to 12 teams in 1992 to make it through September with a perfect record. Former Tiger coach Terry Bowden won his first 20 games in 1993-94, Houston Nutt was next at Arkansas in 1998, and Florida's Urban Meyer became the third coach to accomplish the feat in 2005.

TODD TERRIFIC

Senior quarterback Chris Todd is off to a blazing start to this season. He has established a career high in passing yards three times in four games, first with 255 yards against Louisiana Tech, then with 284 yards against West Virginia, then with 287 yards against Ball State. He also threw for what was then a career-best four scores against the Mountaineers, before tying the school record with five the next week against Ball State. Daniel Cobb is the only other Auburn player to throw for five scores, doing it against Louisiana Tech in 2001.

Todd is the first Auburn quarterback in history to throw at least four touchdown passes in consecutive games, and his nine TD passes in the last two weeks are two more than Auburn had as a team during the entire 2008 season.

Todd ranks second in the nation in yards per completion (16.32) and sixth nationally in passing efficiency (171.05). His 11 touchdown passes are tied for third most in the NCAA behind Texas Tech's Taylor Potts (13) and NC State's Russell Wilson (12).

Year	Cmp-Att-Int	Pct.	Yds	TD	Eff.
2008	86-156-6	55.1	903	5	106.64
2009	62-106-1	58.5	1012	11	171.05

RECORD-SETTING SCORING RUN

Auburn ranks third nationally in scoring offense at 45.3 points per game, and has scored 181 points this season, which is the most through the first four games of a season in school history. The previous high was 176 points in 1996. Auburn would need 38 points against the Vols to surpass the 5-game mark of 218 set in 1995.

The Tigers have also scored 40+ points in three straight games, marking the first time the Tigers have ever scored 40 or more points in three consecutive contests.

WHAT A DIFFERENCE A YEAR MAKES

Through four games, Auburn has already accumulated 181 points. The 181 points are more than Auburn scored in its first nine games combined last season, when the Tigers had 158 points after nine contests. In fact, Auburn needs just 27 points to match its point total from the entire 2008 season.

The Tigers also have 2,105 yards of offense already this year, which is more than the Tigers had in their first seven games combined last year (2,048).

EVERY QUARTER SO FAR

Auburn's offense has not only been explosive, it has been consistent. The Tigers have scored at least once in all 16 quarters this season, and have scored between 41 and 53 points for the season in each of the four quarters. In fact, Auburn has scored a touchdown in 15 of the 16 quarters played this year, including each of the last 14. The only quarter this season in which Auburn didn't reach the end zone was the second quarter of the season opener, when the Tigers settled for a field goal against Louisiana Tech.

The current streak is the Tigers' longest since 2005, when Auburn scored in 16 straight quarters during games 2-5.

OFFENSE KEEPS ON ROLLING

Auburn ranks tied for third nationally in total offense, averaging 526.3 yards per game. The Tigers started the season with back-to-back games of more than 500 yards, totaling 556 yards in the season opener against Louisiana Tech and 589 yards in the SEC opener against Mississippi State. It marked the first time Auburn had back-to-back games with at least 500 yards of offense since 1970, when the Tigers had 566 yards against Florida and 664 against Mississippi State.

Auburn totaled 400 yards Sept. 19 against West Virginia and 560 yards last Saturday against Ball State. It marks the first time Auburn has had four straight games with at least 400 yards of offense since the first four games of the 2000 season.

2009 Auburn Football Game Notes

GAINING GROUND

Auburn ranks fifth nationally in rushing offense, averaging 261.3 yards per game. The Tigers collected 301 yards rushing against Louisiana Tech in the season opener before running for 390 yards against Mississippi State the following week. The last time Auburn had back-to-back games with at least 300 yards rushing was in 1985, when Auburn had three straight games with more than 300 yards rushing (Ole Miss, 438; Florida State, 413; Georgia Tech, 377).

DYNAMIC DUO

Auburn has two of the nation's top 31 rushers, including two of the top four in the SEC. Senior Ben Tate, who ranks ninth in Auburn history with 2,371 career rushing yards, averages 103.0 yards rushing per game, which is third in the league and 17th nationally. He needs just 441 more yards rushing to crack Auburn's all-time top five. Freshman Onterio McCalebb is fourth in the SEC and 31st nationally, averaging 91.3 yards rushing per game. McCalebb also ranks third in the SEC in all-purpose yards, averaging 131.0.

ADAMS EMERGES

Sophomore wide receiver Darvin Adams has emerged as Auburn's top target downfield, leading the team in catches (20), receiving yards (334) and touchdown receptions (five). Adams caught three touchdown passes against West Virginia, becoming the first Tiger to haul in at least three scores in a game since Alexander Wright caught four TD passes against Pacific in 1989. Adams, who entered the season with three catches for 18 yards during his career, ranks tied for third in the SEC in receptions per game (5.0) and third in receiving yards per game (83.5). His five receiving TDs are tied for the SEC lead.

SECOND-HALF SURGES

Auburn has been able to wear down its opponents in the second half of its games, helping the Tigers post a large scoring differential in the second half. Auburn holds a 94-58 scoring edge in the first half of its games this year, but has outscored its opponents 87-39 in the second half, including a 42-20 margin in the fourth quarter.

FIRST DOWN FLURRY

Auburn is currently eighth nationally in first downs per game, averaging 24.3. The Tigers had 27 in the season opener against Louisiana Tech, 29 Sept. 12 against Mississippi State, 20 against West Virginia Sept. 19 and 21 against Ball State last Saturday. Last season, Auburn only reached 20 first downs in a game twice all year, with a high of 26 against UT Martin. Auburn had not had as many as 27 first downs in a game since collecting 28 at Arkansas in 2005, and the last time Auburn had at least 29 first downs was in the 2004 SEC Championship game against Tennessee.

THE LONG AND SHORT OF IT

Auburn's offense has excelled at both striking quickly and putting together sustained drives. The Tigers have had 14 scoring drives that used less than two minutes on the clock, including 12 that resulted in touchdowns. In 12 games last year, Auburn had just 10 scoring drives that took less than two minutes, and only six of those ended with touchdowns.

The Tigers also already have six scoring drives of at least 10 plays this season, including three that took 13 plays. Last year, Auburn only had two scoring drives all season that used at least 13 plays.

O-LINE PAVES THE WAY

Much of Auburn's offensive success can be attributed to the Tigers' offensive linemen. Tackles Andrew McCain and Lee Ziemba, guards Mike Berry and Byron Isom and center Ryan Pugh have a combined 78 starts under their belt. They have not only helped Auburn rank among the national leaders in scoring offense, total offense and rushing, but have allowed just two quarterback sacks this season, which ties for the national lead. Virtually the same group last year surrendered 21 sacks.

GOING FOR SIX IN THE RED ZONE

Auburn's offense has been efficient in the red zone, as the Tigers have not only scored on 14 of 15 possessions in the red zone (93.3), but 12 of the 14 scores have been touchdowns. Auburn's TD percentage of 80.0 ranks second in the SEC behind only Ole Miss, and six of the scores have come on the ground and six through the air.

POINTS BEFORE THE HALF

Auburn has excelled at scoring points just before halftime, with scores in the last two minutes of the second quarter in all four games this season. In the season opener, Wes Byrum capped a quick three-play drive with a 49-yard field goal on the last play of the first half. Against Mississippi State, Auburn marched 78 yards on eight plays in just 1:13 before Kodi Burns scored on a 1-yard run with 16 seconds left in the half.

Against West Virginia, Darvin Adams' 4-yard TD catch with 1:34 left before halftime finished a 11-play, 68-yard drive in 3:24. Byrum connected from 32 yards out with seven seconds left in the half against Ball State after a nine-play, 49-yard drive.

BUSINESS AS UNUSUAL FOR MALZAHN

Auburn's gaudy offensive numbers are nothing new to first-year offensive coordinator Gus Malzahn. His Tulsa teams led the nation in total offense in both 2007 (543.9 yards) and 2008 (569.9). Last year's Tulsa team also led the country in third-down conversions (57.0 pct.) and yards per play (7.27). Two of the three previous college squads that he coached finished in the top 10 in the nation in rushing, as the 2008 Tulsa team ranked fifth (268.0 yards) and his 2006 Arkansas squad was fourth (228.5).

SEC STANDINGS

Eastern Division

	SEC		Overall	
	W	L	W	L
Florida	2	0	4	0
Georgia	2	0	3	1
South Carolina	1	1	3	1
Kentucky	0	1	2	1
Tennessee	0	1	2	2
Vanderbilt	0	2	2	2

Western Division

	SEC		Overall	
	W	L	W	L
LSU	2	0	4	0
Auburn	1	0	4	0
Alabama	1	0	4	0
Mississippi State	1	2	2	2
Ole Miss	0	1	2	1
Arkansas	0	2	1	2

THIS WEEK'S SCHEDULE

Saturday, Oct. 3

Alabama at Kentucky, 12:21 pm CT [SEC Net]
 LSU at Georgia, 3:30 pm ET [CBS]
 S. Carolina St. at S. Carolina, 7 pm ET [ESPN2]
 Ole Miss at Vanderbilt, 6 pm CT [ESPN]
 Georgia Tech at Mississippi St., 6:30 pm CT
 Arkansas vs. Texas A&M, 6:30 pm CT [ESPN2]
 Auburn at Tennessee, 7:45 pm ET [ESPN]

LAST WEEK'S RESULTS

Thursday, Sept. 24

SOUTH CAROLINA 16, Ole Miss 10

Saturday, Sept. 26

LSU 30, MISSISSIPPI STATE 26
 ALABAMA 35, Arkansas 7
 Florida 41, KENTUCKY 7
 GEORGIA 20, Arizona State 17
 AUBURN 54, Ball State 30
 TENNESSEE 34, Ohio 23
 Vanderbilt 36, RICE 17

Home team in CAPS

COACHING STAFF ASSIGNMENTS

Jay Boulware: TE (Field)
 Jeff Grimes: OL (Field)
 Phillip Lolley: CB (Press Box)
 Curtis Luper: RB/Recruit. Coord. (Press Box)
 Gus Malzahn: OC/QB (Field)
 Tracy Rucker: DL (Field)
 Ted Roof: DC/LB (Field)
 Trooper Taylor: Asst. HC/WR (Field)
 Tommy Thigpen: Safeties (Field)

2009 Auburn Football Game Notes

AUBURN IN THE SEC/NCAA STATS

(Through games played 9/26)

TEAM	SEC	NCAA
Sacks Allowed (0.5)	1st	T1st
Turnover Margin (+1.75)	1st	T5th
Total Offense (526.3).....	T1st	T3rd
Scoring Offense (45.3)	2nd	3rd
Rushing Offense (261.3)	2nd	5th
First Downs (24.3)	2nd	8th
Third-Down Conversions (50.0)	2nd	T14th
Pass Offense (265.0)	2nd	27th
Pass Efficiency (168.70)	3rd	6th
Red Zone Offense (93.3)	4th	T23rd
Sacks By (2.5)	5th	T31st
Pass Def. Efficiency (101.26)	6th	28th
Tackles For Loss (5.8)	7th	T59th
Pass Defense (173.8)	8th	34th
Total Defense (327.8)	8th	41st
Penalties (62.5)	8th	T81st
Kickoff Return Defense (22.7).....	8th	85th
Rushing Defense (24.3)	10th	69th
Rushing Defense (154.0)	10th	82nd
Kickoff Returns (20.4)	10th	84th
Net Punting (32.6).....	10th	102nd
Red Zone Defense (93.3)	10th	T106th
Opponent First Downs (18.8)	11th	T63rd
Time Of Possession (27:45)	11th	102nd
Punt Returns (2.9).....	11th	111th
Opponent 3rd-Down Conv. (43.1)	12th	91st

INDIVIDUAL

	SEC	NCAA
C. Todd, Passing Eff. (171.05)	2nd	6th
W. Byrum, Scoring (10.3)	2nd	20th
C. Todd, Total Offense (252.3)	2nd	32nd
B. Tate, Rushing (103.0)	3rd	17th
D. Adams, Receiving Yards (83.5).....	3rd	40th
O. McCalebb, All-Purpose Yards (131.0)..	3rd	47th
D. Adams, Receptions (5.0).....	T3rd	T58th
O. McCalebb, Rushing (91.3).....	4th	31st
J. Bynes, Tackles (8.5)	4th	T64th
W. Byrum, Field Goals (1.5)	T4th	T25th
T. Zachery, Receiving Yards (69.0)	5th	61st
B. Tate, All-Purpose Yards (125.8)	6th	T54th
M. Fannin, Kickoff Returns (23.8)	7th	64th
C. Stevens, Tackles (8.0).....	T7th	T85th
A. Coleman, Tackles for Loss (1.1)	T8th	T82nd
D. Adams, Scoring (7.5).....	T9th	T64th
A. Coleman, Sacks (0.6).....	T10th	T78th
M. Blanc, Sacks (0.6)	T10th	T78th

DEFENSE HOLDING TOUGH

It's easy to overlook the job Auburn's defense has done because of the offensive output, but the unit has excelled despite a rash of injuries. In addition to the 12 turnovers and eight interceptions forced by Auburn, the Tigers rank 28th in pass efficiency defense (101.26) and tied for 31st in sacks (2.5).

The Tigers have managed despite missing projected starters or second-stringers S Mike McNeil, CB Aairon Savage, LB Spencer Pybus and DE Nosa Egaue for all four games, DE Antonio Carter and DB D'Antoine Hood for three games each, and LB Eltoro Freeman and DL Zach Clayton for one game each.

TURNOVERS TELL THE TALE

Auburn currently is tied for fifth in the nation in turnover margin, with a margin of +1.75 per game. The Tigers have forced 12 turnovers in their first four games and committed just four. As a result of that differential, Auburn has scored 45 points off of opponent turnovers, and allowed just 13 points.

TOTALING THE TAKEAWAYS

Auburn ranks tied for fourth in the nation with eight interceptions, and tied for fifth with 12 total turnovers forced. Last year, Auburn had just 11 interceptions during the entire season and forced 18 turnovers in 12 games. The Tigers have spread the wealth, with eight different players grabbing one interception each. Auburn picked off five passes against West Virginia, marking the first time since 2004 (at Tennessee) that Auburn intercepted five passes in a game. Antonio Coleman and Josh Bynes both have an interception and a fumble recovery this season.

SCORES IN THREE STRAIGHT FOR THE D

Auburn's defense has scored points defensively in three straight games for the first time since records available data dating back to 1967. Antonio Coleman returned an interception 20 yards for a score against Mississippi State, Craig Stevens had a 15-yard interception return for a TD against West Virginia and Josh Bynes recorded a safety against Ball State.

COLEMAN MAKES AN IMPACT

Antonio Coleman, a first-team preseason All-SEC selection, is off to a strong start to the season. He has 19 tackles including 4.5 tackles for loss, 2.5 sacks, an interception which he returned for a touchdown against Mississippi State and a fumble recovery. Coleman ranks tied for sixth in school history with 17.0 career sacks, and this season, he is tied for eighth in the league in tackles for loss and tied for 10th with 2.5 sacks.

JUNIORS LEAD THE WAY

Although Auburn is without several expected contributors on defense due to injury, a pair of experienced junior linebackers are leading the charge defensively. Josh Bynes and Craig Stevens have 34 and 32 tackles, respective-

ly, to lead the team. Both players have also recorded interceptions, while Stevens is second on the team with 4.0 tackles for loss and Bynes recorded a safety against Ball State.

BYRUM ON TARGET

Junior Wes Byrum has been perfect so far during the 2009 season, connecting on all six of his field goal attempts and 23-of-23 extra points. Byrum, who ranks second in the SEC in scoring (10.3) and tied for 21st in the nation with six field goals made, now is tied for sixth in school history with 34 career made field goals.

FRESH FACES

Auburn has had 18 freshmen (14 true, four redshirt) play this season. Three true freshman have earned starts this season, including safety Daren Bates, who has started all four games. Running back Onterio McCalebb and offensive guard John Sullen have started one game each. Of the 14 true freshmen that have played 10 have played in all four games: Bates, McCalebb, Sullen, WR DeAngelo Benton, LB Jonathan Evans, DE Dee Ford, LB Harris Gaston, WR Anthony Gulley, TE Philip Lutzenkirchen and WR Travante Stallworth.

YOUNG GUNS GET FIRST ACTION

A whopping 31 Auburn players have played in their first career games as Tigers so far this season. The list of first-timers included: DB Gabe Barrett, DB Daren Bates, DB T'Sharvin Bell, WR DeAngelo Benton, WR Emory Blake, OL Jorell Bostrom, LB Watson Downs, LB Jonathan Evans, DL Nick Fairley, LB Eltoro Freeman, DE Dee Ford, LB Harris Gaston, WR Anthony Gulley, DS Josh Harris, DE Robert Hill, RB Davis Hooper, DL Chris Humphries, TE Philip Lutzenkirchen, DL Derrick Lykes, RB Onterio McCalebb, DB Ikeem Means, OL Andrew Parmer, DB Blake Poole, LB Ashton Richardson, OL Darrell Roseman, WR Travante Stallworth, OL John Sullen, DL Jamar Travis, DB Demond Washington, WR Jay Wisner and TE Bailey Woods.

In addition, 11 players have made their first career starts: WR Darvin Adams, DB Daren Bates, DL Nick Fairley, LB Eltoro Freeman, LB Adam Herring, OT Andrew McCain, RB Onterio McCalebb, DL Jake Ricks, RB Eric Smith, OL John Sullen and WR Terrell Zachery.

COMEBACK KIDS

Auburn has had to come from behind in each of its four victories, including a fourth-quarter comeback to defeat West Virginia Sept. 19. The Tigers trailed Louisiana Tech, 7-3, late in the first quarter before pulling away for a 37-13 victory. Auburn fell behind Mississippi State, 17-14, late in the second quarter before storming back for a 49-24 victory. Against the Mountaineers, Auburn trailed by 14-0 less than five minutes in, and 21-10 at the end of the first quarter. West Virginia still led 30-27 entering the fourth quarter before Auburn ended the game on a 14-0 run. The Tigers trailed Ball State 7-0 in the first quarter before scoring the game's next 30 points.

2009 Auburn Football Game Notes

30+ POINTS EQUALS VICTORY

Auburn has won 53 consecutive games when scoring 30 or more points. The last time the Tigers lost when registering at least 30 points was a 56-49, four overtime loss to Georgia in 1996. In the last 23 years, Auburn is 122-2 when scoring 30 points.

WHEN SCORING 20+ POINTS

In the last 10 seasons, Auburn is 75-8 (.904) when scoring 20 or more points in a game. Dating back to the start of the 1993 season, Auburn is 118-15-1 (.884) when scoring 20 or more points in a game.

WINNING THE CLOSE ONES

Auburn has had a knack for winning close games in recent seasons. Since the 2003 Capitol One Bowl, Auburn is 18-9 in games decided by seven points or less, even after posting just a 2-4 record in such games during the 2008 season. Nine of the 18 wins were by three points or less, with just four losses coming by that margin.

DYNAMITE DEBUT

Freshman running back Onterio McCalebb became the first Auburn freshman to rush for at least 100 yards in each of the first two games in a season, totaling 148 in the opener against Louisiana Tech and 114 Sept. 12 against Mississippi State. His 148 yards in the opener was the seventh highest single-game total by a freshman in school history.

A NIGHT OF FIRSTS

Auburn established several firsts during its game against Mississippi State Sept. 12. To begin, Ben Tate and Onterio McCalebb both went over 100 yards rushing for the second straight game, marking the first time in school history that the Tigers have had two 100-yard rushers in back-to-back games.

McCalebb established another first by becoming the first Tiger freshman ever to rush for 100 or more yards in each of the first two games of the season.

Finally, Darvin Adams had 116 yards receiving, marking the first time in school history that Auburn had two 100-yard rushers and a 100-yard receiver in the same game. It nearly marked the second straight game that Auburn accomplished that feat, as Terrell Zachery had 104 yards receiving at one point during the season opener, but lost 6 yards on his final reception and finished with 98 yards receiving for the game.

TOP SEC OPENER TOTAL

Auburn's total of 589 yards of offense against Mississippi State was a school record for the most yards ever in an SEC opener. The previous record was 527 yards in the 1995 season opener against Ole Miss. Auburn's 589 yards were tied for 11th most in any game in school history and tied for fourth most in an SEC game, and the most since the Tigers also had 589 yards at Kentucky in 2005.

RECORD-BREAKING PLAY

Chris Todd and Terrell Zachery teamed up to make school history during Auburn's season-opening win against Louisiana Tech, connecting on a 93-yard touchdown pass. The play was the longest play from scrimmage in school history, surpassing a 92-yard rush by Ralph O'Gwynne vs. Loyola on Nov. 21, 1936. The longest pass play in school history had been an 87-yard pass from Jason Campbell to Silas Daniels on Oct. 9, 2004, also against Louisiana Tech.

GENE CHIZIK ERA BEGINS ON THE PLAINS

A new era of Auburn football is underway as Gene Chizik is in his first season as Auburn's head coach. It marks Chizik's second stint on the Plains, as he previously served as defensive coordinator from 2002-04, helping lead the Tigers to a perfect 13-0 record in 2004 while earning the Frank Broyles Awards as the nation's top assistant coach. His defense led the nation in scoring that season (11.3 ppg) and the Tigers were 30-9 overall during his previous three-year stint.

Chizik went on to help guide Texas to the 2005 national championship while serving as assistant head coach and co-defensive coordinator for the Longhorns. After two seasons in Austin, he was named head coach at Iowa State, where he spent two more years prior to returning to Auburn.

Chizik's reputation as an outstanding teacher is evident by the fact that he coached three consecutive Thorpe Award Winners, starting with Auburn's Carlos Rogers in 2004, followed by Texas' Michael Huff and Aaron Ross in 2005 and 2006, respectively.

AUBURN BY THE NUMBERS

The Tigers return 46 lettermen from last season, including 24 on offense, 18 on defense and four specialists. Auburn returns seven starters on offense and seven on defense.

Auburn's current roster of 113 players includes 13 seniors, 31 juniors, 27 sophomores, 11 redshirt freshmen and 31 freshmen. The underclassmen (69) represent 61.1 percent of the Tigers' roster.

A number of walk-ons joined the program after the first day of classes on August 17.

THE SENIOR CLASS

Head coach Gene Chizik has a senior class that includes 12 players at Auburn in 2009. It marks the smallest senior class at Auburn since the 2001 squad had 10 seniors.

The 2009 seniors include: DE Antonio Coleman, H Clayton Crofoot, P Clinton Durst, OT Andrew McCain, CB Walter McFadden, TE Gabe McKenzie, DB Woody Parramore, DL Jake Ricks, DB Aairon Savage, RB Ben Tate, QB Chris Todd and TE Tommy Trott.

IRON MEN

Of Auburn's 12 seniors, eight have seen time in at least 30 games during their careers, including four with at least 40 games under their

belt. Tommy Trott leads the group, having played in 43 career games, including 41 of a possible 42 over the past four seasons. Gabe McKenzie is the only player who has played in all 42 games over the past three seasons. Antonio Coleman is next with 41 games played, followed by Walter McFadden (40 games), Ben Tate (38), Jake Ricks (35) and Andrew McCain (31).

STARTS STREAK

Junior Lee Ziemba has the longest staring streak on the Auburn squad, having started all 28 games over the past three seasons. Only three other players have starting streaks that date back to the 2007 season. Juniors Zac Etheridge and Ryan Pugh both have started 18 straight contests, while junior Craig Stevens has 16 straight starts under his belt.

Two other players have started every game since the start of the 2008 season: senior Walter McFadden and juniors Michael Goggans.

TIGER GRADS

Auburn began the season with eight graduates on its roster, which is tied for fifth most among all FBS schools.

The Tiger graduates include: WR Montez Billings (Public Administration), DE Antonio Coleman (Criminology), CB Walter McFadden (Public Administration), TE Gabe McKenzie (Criminology), DB Aairon Savage (Exercise Science), RB Ben Tate (Criminology), QB Chris Todd (Business Finance) and TE Tommy Trott (Public Administration).

Listed are the top 10 FBS programs in the nation in terms of number of players who have completed their bachelor's degrees prior to the start of the 2009 season.

1. Alabama12
2. Boston College10
- Virginia Tech10
4. Penn State.....9
5. **Auburn**8
- Miami (Fla.)8
- East Carolina8
- Notre Dame8
- Texas Tech8
- UNLV8

WATCH LISTS

Three members of the Auburn team have been named to preseason watch lists for national awards.

Antonio Coleman leads the way, landing on four watch lists, including those for the Lombardi Award (best lineman or linebacker), Bronko Nagurski Award (best defensive player), Chuck Bednarik Award (best defensive player) and Ted Hendricks Award (best defensive end).

Ben Tate has been named to the Maxwell Award watch list, for the nation's outstanding player, and Tommy Trott is on watch list for the John Mackey Award, which goes to the nation's top tight end.

2009 Auburn Football Game Notes

TIGER PROS

Auburn has demonstrated a proficiency for placing players in the National Football League. As of Aug. 24, 37 former Auburn Tigers were listed on NFL rosters. The Seattle Seahawks have the most former Tigers, with four former Auburn players on the roster, while the San Diego Chargers have three. Twenty-seven of the 32 teams have at least one former Auburn player on the roster.

JORDAN-HARE STADIUM

Now celebrating its 70th year as home to the Auburn football team, Jordan-Hare Stadium is the nation's 10th-largest on-campus stadium, with a capacity of 87,451 fans. The Tigers, who set a school record by averaging 86,915 fans last season, are 269-67-7 (.794) all-time at Jordan-Hare Stadium.

Auburn has had nine straight winning seasons at Jordan-Hare Stadium, posting a mark of 55-13 (.809) at home since the 2000 season. The Tigers were undefeated at home during two of those seasons, going 7-0 in both 2000 and 2004.

UNDER THE LIGHTS AT JORDAN-HARE

Auburn has been tough to beat in night games at Jordan-Hare Stadium, including victories this season over each of its first four opponents. The Tigers have accumulated a record of 19-3 since the 2000 season in home games starting at 6 p.m. or later. That stretch includes a 4-1 record against ranked opponents, with wins over No. 1 Florida in 2001, No. 2 Florida in 2006, No. 7 Tennessee in 2003 and No. 14 Georgia in 2000.

NON-CONFERENCE SCHEDULE

Auburn is one of just two teams in the Southeastern Conference that is playing three non-conference games this season against teams that went to bowl games last season. South Carolina is the other.

Auburn opened the season with Louisiana Tech, which won the Independence Bowl last season. The Tigers' second non-conference game was against West Virginia, which defeated North Carolina in the Meineke Car Care Bowl. The following week the Tigers hosted Ball State, which fell to Gus Malzahn's Tulsa team in the GMAC Bowl, 45-13.

AUBURN FOOTBALL: EVERY DAY ...

This season Auburn is debuting a new weekly 30-minute show offering fans a reality-based, behind the scenes style production that will chronicle the inner-workings of the Tigers' football program through the entire 2009 season. The program follows the high and lows of competing as an SEC football player, with wired up coaches and players and exclusive interviews.

The show may be viewed across the state of Alabama and the Southeast on television stations as well as the Comcast Sports Southeast (CSS) regional cable network. The show will also be streamed via the internet at www.auburntigers.com. The show will air either Friday nights or Saturday mornings in all markets.

TIGERS ON CSS

Comcast/Charter Sports Southeast (CSS) will broadcast encore presentations of Auburn football every Sunday at 6 p.m. ET/5 p.m. CT with Andy Burcham handling play-by-play duties and Cole Cubelic doing color commentary. CSS will also air the Auburn Football Review every Tuesday at 5 p.m. ET/4 p.m. CT.

CSS is a 24-hour regional sports network serving approximately 5.8 million households across 12 Southeastern states.

THE LAST MEETING

TENNESSEE 12
#15 AUBURN 14

September 27, 2008

Jordan-Hare Stadium (87,451) • Auburn, Ala.

No. 15 Auburn scored on both the offensive and defensive sides of the ball as the Tigers defeated SEC foe Tennessee 14-12 in front of a capacity crowd at Jordan-Hare Stadium. The Tigers improved to 4-1 and 2-1 in league action.

It was the first meeting between Auburn and Tennessee since the 2004 season. Auburn's win gave the Tigers a 26-21-3 all-time series lead and for the first time since 1961-64, Auburn won four straight against the Volunteers.

Auburn got on the board on its second drive of the first quarter with Chris Todd connecting with Robert Dunn in the end zone from 18 yards out. The 11-play, 69-yard drive saw Ben Tate rush for 25 yards on three carries and Todd find Tommy Trott and Dunn for receptions of six and 14 yards, respectively.

Tennessee closed the gap on the Tigers with a pair of Daniel Lincoln field goals in the second quarter to bring the game within a point at 7-6. Lincoln knocked in field goals from 47 and 35 yards.

Jake Ricks would put the Tigers up 14-6 before heading in for halftime on a fumble by Volunteer quarterback Jonathan Crompton on his own goal line. Ricks jumped on the ball in the end zone for his first career touchdown.

Auburn looked to tack on another score before the half closed out as Tiger quarterback Kodi Burns conducted a 10-play drive that covered 46 yards, but a Wes Byrum field goal attempt from 35 yards was wide left.

The third quarter was a back-and-forth grind between both teams. Auburn started its third drive of the quarter from its own 2-yard line and was able to put together three-straight first downs. A Tennessee personal foul

pushed the Tigers into Volunteer territory, but a pass by Todd was picked off and returned for 38 yards.

Tennessee converted the interception into points at the start of the fourth quarter with a Montario Hardesty 2-yard touchdown run, the first rushing touchdown surrendered this season by the Auburn defense. Down by two, 14-12, the Volunteers attempted a two-point conversion with a Crompton pass, but failed.

The Tiger defense was key during the entire fourth quarter, limiting Tennessee to 14 yards of total offense and four possessions that resulted in three-and-outs.

Dunn finished the game leading the receiving unit with 54 yards on six catches to set a new career high.

Josh Bynes made his first career start at linebacker and tallied a career-high 11 tackles. He became the first Auburn player of the season to have double-digit tackles in a game.

Antonio Coleman registered his fourth sack of the season by taking down Crompton for a loss of four yards. Auburn's defense had six tackles for 19 yards lost against Tennessee.

SCORING SUMMARY

Tennessee	0	6	0	6	—	12
Auburn	7	7	0	0	—	14

AU—Dunn 18 pass from Todd (Byrum kick), 5:44, 1st
 UT—Lincoln 47 field goal, 3:43, 2nd
 UT—Lincoln 35 field goal, 3:03, 2nd
 AU—Ricks 0 fumble recovery (Byrum kick), 7:06, 2nd
 UT—Hardesty 2 run (Crompton pass failed), 4:44, 4th

TEAM STATISTICS

	UT	AU
First Downs	9	15
Rushes-Yards	33-124	38-97
Passing Yards	67	129
Comp-Att-Int	8-24-0	18-28-1
Total Plays-Yards	57-191	67-226
Punts-Avg.	10-39.9	9-43.7
Fumbles-Lost	1-1	1-0
Penalties-Yards	3-35	9-59
3rd Down Conv.	4-of-16	6-of-18
Time of Possession	27:15	32:45

INDIVIDUAL STATISTICS

RUSHING: (UT) Hardesty 10-35 (TD), Foster 8-30, Jones 4-25, Creer 4-19, Crompton 7-15; (AU) Tate 19-70, Fannin 4-18, Burns 8-16, Todd 2-6, E.Smith 2-0, Dunn 1(-7).

PASSING: (UT) Crompton 8-23-0, 67, Jones 0-1-0, 0; (AU) Todd 14-23-1, 93 (TD), Burns 4-6-0, 36, Dunn 0-0-0, 0.

RECEIVING: (UT) Jones 1-14, Rogers 1-14, Creer 1-9, Stocker 1-8, Briscoe 1-7, Taylor 1-6, Hardesty 1-5, Foster 1-4; (AU) Dunn 6-54 (TD), Fannin 3-29, Trott 3-19, Billings 3-16, R.Smith 2-7, Tate 1-4.

2009 Auburn Honors and Awards

WES BYRUM

- ▶ College Football Performance Awards Honorable Mention Placekicker of the Week (Sept. 7)

ANTONIO COLEMAN

- ▶ SEC Defensive Lineman of the Week (Sept. 14)
- ▶ Lowe's Senior CLASS Award Watch List
- ▶ Rotary Lombardi Award Watch List
- ▶ Ted Hendricks Award Watch List
- ▶ Chuck Bednarik Award Watch List
- ▶ Bronko Nagurski Award Watch List
- ▶ *Lindy's* Preseason All-America Second Team
- ▶ *Athlon Sports* Preseason All-America Second Team
- ▶ Phil Steele Preseason All-America Third Team
- ▶ *Lindy's* Preseason All-SEC First Team
- ▶ *Athlon Sports* Preseason All-SEC First Team
- ▶ *Sports Illustrated* Preseason All-SEC Second Team
- ▶ Phil Steele Preseason All-SEC First Team
- ▶ Coaches' All-SEC Second Team
- ▶ Media All-SEC First Team

CLINTON DURST

- ▶ *Sports Illustrated* Preseason All-SEC Second Team
- ▶ Phil Steele Preseason All-SEC First Team
- ▶ Media All-SEC Second Team

GUS MALZAHN

- ▶ Rivals.com National Coordinator of the Week (Sept. 14)

ONTERIO MCCALEBB

- ▶ SEC Freshman of the Week (Sept. 7)

RYAN PUGH

- ▶ *Lindy's* Preseason All-SEC First Team

CRAIG STEVENS

- ▶ SEC Defensive Player of the Week (Sept. 21)

BEN TATE

- ▶ Maxwell Award Watch List
- ▶ *Athlon Sports* Preseason All-SEC Third Team
- ▶ Phil Steele Preseason All-SEC Second Team
- ▶ Coaches' All-SEC Third Team

TOMMY TROTT

- ▶ John Mackey Award Watch List

LEE ZIEMBA

- ▶ *Lindy's* Preseason All-SEC Second Team
- ▶ *Athlon Sports* Preseason All-SEC Second Team
- ▶ *Sports Illustrated* Preseason All-SEC Second Team
- ▶ Coaches' All-SEC Second Team
- ▶ Media All-SEC Second Team

Auburn's 2009 Opponents/Polls

<p>LOUISIANA TECH (1-2, 0-0 WAC)</p> <p>Sept. 5 at Auburn [ESPNU] L, 13-37 Sept. 12 at Navy [CBS] L, 14-32 Sept. 19 NICHOLLS STATE W, 48-13 Sept. 30 HAWAII [ESPN2] 7 p.m. Oct. 9 at Nevada [ESPN] 8 p.m. Oct. 17 NEW MEXICO STATE (HC) 3 p.m. Oct. 24 at Utah State [ERT] 2 p.m. Oct. 31 at Idaho [ERT] 4 p.m. Nov. 6 BOISE STATE [ESPN2] 7 p.m. Nov. 14 at LSU 7 p.m. Nov. 21 at Fresno State 4 p.m. Dec. 5 SAN JOSE STATE [ERT] 1 p.m.</p> <p>MISSISSIPPI STATE (2-2, 1-2 SEC)</p> <p>Sept. 5 JACKSON STATE [ESPNU] W, 45-7 Sept. 12 at Auburn [FSS] L, 24-49 Sept. 19 at Vanderbilt [FSS] W, 14-3 Sept. 26 LSU [SEC Net] L, 26-30 Oct. 3 GEORGIA TECH [CSS] 6:30 p.m. Oct. 10 HOUSTON (HC) TBA Oct. 17 at Middle Tennessee TBA Oct. 24 FLORIDA TBA Oct. 31 at Kentucky TBA Nov. 14 ALABAMA TBA Nov. 21 at Arkansas TBA Nov. 28 OLE MISS TBA</p> <p>WEST VIRGINIA (2-1, 0-0 BIG EAST)</p> <p>Sept. 5 LIBERTY W, 33-20 Sept. 12 EAST CAROLINA W, 35-20 Sept. 19 at Auburn [ESPN2] L, 30-41 Oct. 1 COLORADO [ESPN] 7:30 p.m. Oct. 10 at Syracuse TBA Oct. 17 MARSHALL 3:30 p.m. Oct. 24 CONNECTICUT TBA Oct. 30 at South Florida [ESPN2] TBA Nov. 7 LOUISVILLE TBA Nov. 13 at Cincinnati [ESPN2] 8 p.m. Nov. 27 PITTSBURGH TBA Dec. 5 at Rutgers TBA</p> <p>BALL STATE (0-4, 0-0 MAC)</p> <p>Sept. 3 NORTH TEXAS [ESPNU] L, 10-20 Sept. 12 NEW HAMPSHIRE L, 16-23 Sept. 19 at Army [CBS Coll.] L, 17-24 Sept. 26 at Auburn [FSN] L, 30-54 Oct. 3 TOLEDO (HC) 12 p.m. Oct. 10 at Temple 1 p.m. Oct. 17 BOWLING GREEN 12 p.m. Oct. 24 at Eastern Michigan 1 p.m. Oct. 31 OHIO 12 p.m. Nov. 12 at Northern Illinois [ESPNU] TBA Nov. 18 CENTRAL MICHIGAN [ESPNU/2] 6/8 p.m. Nov. 24 at Western Michigan [ESPN2] 7 p.m.</p>	<p>TENNESSEE (2-2, 0-1 SEC)</p> <p>Sept. 5 W. KENTUCKY [SEC NET] W, 63-7 Sept. 12 UCLA [ESPN] L, 15-19 Sept. 19 at #1/1 Florida [CBS] L, 13-23 Sept. 26 OHIO W, 34-23 Oct. 3 AUBURN [ESPN] 7:45 p.m. Oct. 10 GEORGIA TBA Oct. 24 at Alabama TBA Oct. 31 SOUTH CAROLINA TBA Nov. 7 MEMPHIS TBA Nov. 14 at Mississippi TBA Nov. 21 VANDERBILT TBA Nov. 28 at Kentucky TBA</p> <p>ARKANSAS (1-2, 0-2 SEC)</p> <p>Sept. 5 MISSOURI STATE W, 48-10 Sept. 19 #23/20 GEORGIA [ESPN] L, 41-52 Sept. 26 at Alabama [CBS] L, 7-35 Oct. 3 at Texas A&M [ESPN2] 6:30 p.m. Oct. 10 AUBURN TBA Oct. 17 at Florida TBA Oct. 24 at Ole Miss TBA Oct. 31 EASTERN MICHIGAN (HC) TBA Nov. 7 SOUTH CAROLINA TBA Nov. 14 TROY TBA Nov. 21 MISSISSIPPI TBA Nov. 28 at LSU TBA</p> <p>KENTUCKY (2-1, 0-1 SEC)</p> <p>Sept. 5 at Miami (Ohio) [ESPN] W, 42-0 Sept. 19 LOUISVILLE [ESPN] W, 31-27 Sept. 26 FLORIDA [ESPN2] L, 7-41 Oct. 3 ALABAMA [SEC Net] 12:21 p.m. Oct. 10 at South Carolina [FSN] 12:30 p.m. Oct. 17 at Auburn TBA Oct. 24 LA.-MONROE TBA Oct. 31 MISSISSIPPI STATE TBA Nov. 7 EASTERN KENTUCKY TBA Nov. 14 at Vanderbilt TBA Nov. 21 at Georgia TBA Nov. 28 TENNESSEE TBA</p> <p>LSU (4-0, 2-0 SEC)</p> <p>Sept. 5 at Washington W, 31-23 Sept. 12 VANDERBILT [ESPN] W, 23-9 Sept. 19 UL-LAFAYETTE [ESPNU] W, 31-3 Sept. 26 at Mississippi State [SEC Net] W, 30-26 Oct. 3 at Georgia [CBS] 2:30 p.m. Oct. 10 FLORIDA [CBS] 7 p.m. Oct. 24 AUBURN TBA Oct. 31 TULANE TBA Nov. 7 at Alabama TBA Nov. 14 LOUISIANA TECH (HC) 7 p.m. Nov. 21 at Ole Miss TBA Nov. 28 ARKANSAS TBA</p>	<p>OLE MISS (2-1, 0-1 SEC)</p> <p>Sept. 6 at Memphis [ESPN] W, 45-14 Sept. 19 SE LOUISIANA [CSS] W, 52-6 Sept. 24 at South Carolina [ESPN] L, 10-16 Oct. 3 at Vanderbilt [ESPNU] 6 p.m. Oct. 10 ALABAMA TBA Oct. 17 UAB (HC) TBA Oct. 24 ARKANSAS TBA Oct. 31 at Auburn TBA Nov. 7 NORTHERN ARIZONA TBA Nov. 14 TENNESSEE TBA Nov. 21 LSU TBA Nov. 28 at Mississippi State TBA</p> <p>FURMAN (3-1)</p> <p>Sept. 5 PRESBYTERIAN [My 40] W, 45-21 Sept. 12 at Chattanooga W, 38-20 Sept. 19 at #NR/25 Missouri L, 12-52 Sept. 26 at Western Carolina W, 33-14 Oct. 3 ELON 3 p.m. Oct. 17 SAMFORD 2 p.m. Oct. 24 at The Citadel 2 p.m. Oct. 31 APPALACHIAN STATE 12 p.m. Nov. 7 at Auburn TBA Nov. 14 at Georgia Southern 2 p.m. Nov. 21 WOFFORD 3 p.m.</p> <p>GEORGIA (3-1, 2-0 SEC)</p> <p>Sept. 5 at #9/11 Oklahoma State [ABC] L, 10-24 Sept. 12 SOUTH CAROLINA [ESPN2] W, 41-37 Sept. 19 at Arkansas [ESPN] W, 52-41 Sept. 26 ARIZONA STATE [ESPNU] W, 20-17 Oct. 3 LSU [CBS] 3:30 p.m. Oct. 10 at Tennessee TBA Oct. 17 at Vanderbilt TBA Oct. 31 at Florida [CBS] 3:30 p.m. Nov. 7 TENNESSEE TECH (HC) TBA Nov. 14 AUBURN TBA Nov. 21 KENTUCKY TBA Nov. 28 at Georgia Tech TBA</p> <p>ALABAMA (4-0, 1-0 SEC)</p> <p>Sept. 5 vs. #7/7 Virginia Tech [ABC] W, 34-24 Sept. 12 FLORIDA INTERNATIONAL W, 40-14 Sept. 19 NORTH TEXAS [SEC Net] W, 53-7 Sept. 26 ARKANSAS [CBS] W, 35-7 Oct. 3 at Kentucky [SEC Net] 11:21 a.m. Oct. 10 at Mississippi TBA Oct. 17 SOUTH CAROLINA (HC) TBA Oct. 24 TENNESSEE TBA Nov. 7 LSU TBA Nov. 14 at Mississippi State TBA Nov. 21 TENNESSEE-CHATTANOOGA TBA Nov. 27 at Auburn [CBS] 1:30 p.m.</p>
--	---	--

<p style="text-align: center;">ASSOCIATED PRESS TOP 25 POLL</p> <table style="width: 100%; border-collapse: collapse;"> <thead> <tr> <th>Rk</th> <th>School (1st)</th> <th>Record</th> <th>Pts.</th> <th>Prv.</th> </tr> </thead> <tbody> <tr><td>1.</td><td>Florida (55)</td><td>4-0</td><td>1490</td><td>1</td></tr> <tr><td>2.</td><td>Texas (1)</td><td>4-0</td><td>1420</td><td>2</td></tr> <tr><td>3.</td><td>Alabama (3)</td><td>4-0</td><td>1400</td><td>3</td></tr> <tr><td>4.</td><td>LSU</td><td>4-0</td><td>1225</td><td>7</td></tr> <tr><td>5.</td><td>Boise State</td><td>4-0</td><td>1203</td><td>8</td></tr> <tr><td>6.</td><td>Virginia Tech</td><td>3-1</td><td>1190</td><td>11</td></tr> <tr><td>7.</td><td>USC</td><td>3-1</td><td>998</td><td>12</td></tr> <tr><td>8.</td><td>Oklahoma</td><td>2-1</td><td>979</td><td>10</td></tr> <tr><td>9.</td><td>Ohio State</td><td>3-1</td><td>957</td><td>13</td></tr> <tr><td>10.</td><td>Cincinnati</td><td>4-0</td><td>946</td><td>14</td></tr> <tr><td>11.</td><td>TCU</td><td>3-0</td><td>896</td><td>15</td></tr> <tr><td>12.</td><td>Houston</td><td>3-0</td><td>844</td><td>17</td></tr> <tr><td>13.</td><td>Iowa</td><td>4-0</td><td>788</td><td>NR</td></tr> <tr><td>14.</td><td>Oklahoma State</td><td>3-1</td><td>591</td><td>16</td></tr> <tr><td>15.</td><td>Penn State</td><td>3-1</td><td>470</td><td>5</td></tr> <tr><td>16.</td><td>Oregon</td><td>3-1</td><td>462</td><td>NR</td></tr> <tr><td>17.</td><td>Miami (Fla.)</td><td>2-1</td><td>452</td><td>9</td></tr> <tr><td>18.</td><td>Kansas</td><td>4-0</td><td>418</td><td>20</td></tr> <tr><td>18.</td><td>Georgia</td><td>3-1</td><td>418</td><td>21</td></tr> <tr><td>20.</td><td>BYU</td><td>3-1</td><td>349</td><td>19</td></tr> <tr><td>21.</td><td>Mississippi</td><td>2-1</td><td>340</td><td>4</td></tr> <tr><td>22.</td><td>Michigan</td><td>4-0</td><td>271</td><td>23</td></tr> <tr><td>23.</td><td>Nebraska</td><td>3-1</td><td>256</td><td>25</td></tr> <tr><td>24.</td><td>California</td><td>3-1</td><td>206</td><td>6</td></tr> <tr><td>25.</td><td>Georgia Tech</td><td>3-1</td><td>185</td><td>NR</td></tr> </tbody> </table> <p>OTHERS RECEIVING VOTES Missouri 175, Auburn 171, South Carolina 154, South Florida 145, UCLA 41, Utah 25, Wisconsin 20, Notre Dame 7, Arizona State 4, North Carolina 2, Stanford 2.</p>	Rk	School (1st)	Record	Pts.	Prv.	1.	Florida (55)	4-0	1490	1	2.	Texas (1)	4-0	1420	2	3.	Alabama (3)	4-0	1400	3	4.	LSU	4-0	1225	7	5.	Boise State	4-0	1203	8	6.	Virginia Tech	3-1	1190	11	7.	USC	3-1	998	12	8.	Oklahoma	2-1	979	10	9.	Ohio State	3-1	957	13	10.	Cincinnati	4-0	946	14	11.	TCU	3-0	896	15	12.	Houston	3-0	844	17	13.	Iowa	4-0	788	NR	14.	Oklahoma State	3-1	591	16	15.	Penn State	3-1	470	5	16.	Oregon	3-1	462	NR	17.	Miami (Fla.)	2-1	452	9	18.	Kansas	4-0	418	20	18.	Georgia	3-1	418	21	20.	BYU	3-1	349	19	21.	Mississippi	2-1	340	4	22.	Michigan	4-0	271	23	23.	Nebraska	3-1	256	25	24.	California	3-1	206	6	25.	Georgia Tech	3-1	185	NR	<p style="text-align: center;">USA TODAY COACHES TOP 25 POLL</p> <table style="width: 100%; border-collapse: collapse;"> <thead> <tr> <th>Rk</th> <th>School (1st)</th> <th>Record</th> <th>Pts.</th> <th>Prv.</th> </tr> </thead> <tbody> <tr><td>1.</td><td>Florida (58)</td><td>4-0</td><td>1474</td><td>1</td></tr> <tr><td>2.</td><td>Texas (1)</td><td>4-0</td><td>1410</td><td>2</td></tr> <tr><td>3.</td><td>Alabama</td><td>4-0</td><td>1364</td><td>3</td></tr> <tr><td>4.</td><td>LSU</td><td>4-0</td><td>1226</td><td>7</td></tr> <tr><td>5.</td><td>Boise State</td><td>4-0</td><td>1144</td><td>8</td></tr> <tr><td>6.</td><td>Virginia Tech</td><td>3-1</td><td>1091</td><td>12</td></tr> <tr><td>7.</td><td>USC</td><td>3-1</td><td>1081</td><td>10</td></tr> <tr><td>8.</td><td>Oklahoma</td><td>2-1</td><td>1055</td><td>9</td></tr> <tr><td>9.</td><td>Ohio State</td><td>3-1</td><td>1036</td><td>11</td></tr> <tr><td>10.</td><td>TCU</td><td>3-0</td><td>928</td><td>14</td></tr> <tr><td>11.</td><td>Cincinnati</td><td>4-0</td><td>848</td><td>15</td></tr> <tr><td>12.</td><td>Oklahoma State</td><td>3-1</td><td>665</td><td>16</td></tr> <tr><td>13.</td><td>Penn State</td><td>3-1</td><td>627</td><td>4</td></tr> <tr><td>14.</td><td>Georgia</td><td>3-1</td><td>616</td><td>17</td></tr> <tr><td>15.</td><td>Houston</td><td>3-0</td><td>539</td><td>23</td></tr> <tr><td>16.</td><td>Kansas</td><td>4-0</td><td>508</td><td>19</td></tr> <tr><td>17.</td><td>Iowa</td><td>4-0</td><td>462</td><td>NR</td></tr> <tr><td>18.</td><td>Mississippi</td><td>2-1</td><td>424</td><td>5</td></tr> <tr><td>19.</td><td>California</td><td>3-1</td><td>356</td><td>6</td></tr> <tr><td>20.</td><td>Michigan</td><td>4-0</td><td>304</td><td>22</td></tr> <tr><td>21.</td><td>BYU</td><td>3-1</td><td>298</td><td>20</td></tr> <tr><td>21.</td><td>Miami (Fla.)</td><td>2-1</td><td>298</td><td>13</td></tr> <tr><td>23.</td><td>Missouri</td><td>4-0</td><td>295</td><td>21</td></tr> <tr><td>24.</td><td>Nebraska</td><td>3-1</td><td>242</td><td>24</td></tr> <tr><td>25.</td><td>Oregon</td><td>3-1</td><td>198</td><td>NR</td></tr> </tbody> </table> <p>OTHERS RECEIVING VOTES Georgia Tech 186, South Florida 117, Auburn 103, South Carolina 92, Wisconsin 53, Utah 40, UCLA 27, Notre Dame 23, Stanford 20, NC State 8, North Carolina 7, Florida State 4, Arizona 2, Minnesota 2, Rutgers 1, Texas A&M 1.</p>	Rk	School (1st)	Record	Pts.	Prv.	1.	Florida (58)	4-0	1474	1	2.	Texas (1)	4-0	1410	2	3.	Alabama	4-0	1364	3	4.	LSU	4-0	1226	7	5.	Boise State	4-0	1144	8	6.	Virginia Tech	3-1	1091	12	7.	USC	3-1	1081	10	8.	Oklahoma	2-1	1055	9	9.	Ohio State	3-1	1036	11	10.	TCU	3-0	928	14	11.	Cincinnati	4-0	848	15	12.	Oklahoma State	3-1	665	16	13.	Penn State	3-1	627	4	14.	Georgia	3-1	616	17	15.	Houston	3-0	539	23	16.	Kansas	4-0	508	19	17.	Iowa	4-0	462	NR	18.	Mississippi	2-1	424	5	19.	California	3-1	356	6	20.	Michigan	4-0	304	22	21.	BYU	3-1	298	20	21.	Miami (Fla.)	2-1	298	13	23.	Missouri	4-0	295	21	24.	Nebraska	3-1	242	24	25.	Oregon	3-1	198	NR	<p style="text-align: center;">HARRIS INTERACTIVE POLL</p> <table style="width: 100%; border-collapse: collapse;"> <thead> <tr> <th>Rk</th> <th>School (1st)</th> <th>Record</th> <th>Pts.</th> <th>Prv.</th> </tr> </thead> <tbody> <tr><td>1.</td><td>Florida (99)</td><td>4-0</td><td>2825</td><td>--</td></tr> <tr><td>2.</td><td>Texas (4)</td><td>4-0</td><td>2711</td><td>--</td></tr> <tr><td>3.</td><td>Alabama (11)</td><td>4-0</td><td>2658</td><td>--</td></tr> <tr><td>4.</td><td>LSU</td><td>4-0</td><td>2413</td><td>--</td></tr> <tr><td>5.</td><td>Boise State</td><td>4-0</td><td>2264</td><td>--</td></tr> <tr><td>6.</td><td>Virginia Tech</td><td>3-1</td><td>2129</td><td>--</td></tr> <tr><td>7.</td><td>USC</td><td>3-1</td><td>2023</td><td>--</td></tr> <tr><td>8.</td><td>Ohio State</td><td>3-1</td><td>1912</td><td>--</td></tr> <tr><td>9.</td><td>Oklahoma</td><td>2-1</td><td>1898</td><td>--</td></tr> <tr><td>10.</td><td>Cincinnati</td><td>4-0</td><td>1700</td><td>--</td></tr> <tr><td>11.</td><td>TCU</td><td>3-0</td><td>1658</td><td>--</td></tr> <tr><td>12.</td><td>Penn State</td><td>3-1</td><td>1135</td><td>--</td></tr> <tr><td>13.</td><td>Houston</td><td>3-0</td><td>1122</td><td>--</td></tr> <tr><td>14.</td><td>Iowa</td><td>4-0</td><td>1102</td><td>--</td></tr> <tr><td>15.</td><td>Oklahoma State</td><td>3-1</td><td>1091</td><td>--</td></tr> <tr><td>16.</td><td>Kansas</td><td>4-0</td><td>951</td><td>--</td></tr> <tr><td>17.</td><td>Georgia</td><td>3-1</td><td>823</td><td>--</td></tr> <tr><td>18.</td><td>Mississippi</td><td>2-1</td><td>804</td><td>--</td></tr> <tr><td>19.</td><td>BYU</td><td>3-1</td><td>796</td><td>--</td></tr> <tr><td>20.</td><td>Michigan</td><td>4-0</td><td>713</td><td>--</td></tr> <tr><td>21.</td><td>California</td><td>3-1</td><td>676</td><td>--</td></tr> <tr><td>22.</td><td>Miami (Fla.)</td><td>2-1</td><td>665</td><td>--</td></tr> <tr><td>23.</td><td>Oregon</td><td>3-1</td><td>620</td><td>--</td></tr> <tr><td>24.</td><td>Nebraska</td><td>3-1</td><td>409</td><td>--</td></tr> <tr><td>25.</td><td>Missouri</td><td>4-0</td><td>404</td><td>--</td></tr> </tbody> </table> <p>OTHERS RECEIVING VOTES Auburn 366, Georgia Tech 340, S. Florida 308, South Carolina 144, Wisconsin 119, Utah 84, UCLA 55, Notre Dame 51, Texas A&M 30, North Carolina 9, Stanford 9, Washington 6, Arizona 5, Indiana 5, UConn 4, Southern Miss 3, Florida State 2, Kansas State 2, Minnesota 2, Pittsburgh 2, Iowa State 1, Texas Tech 1.</p>	Rk	School (1st)	Record	Pts.	Prv.	1.	Florida (99)	4-0	2825	--	2.	Texas (4)	4-0	2711	--	3.	Alabama (11)	4-0	2658	--	4.	LSU	4-0	2413	--	5.	Boise State	4-0	2264	--	6.	Virginia Tech	3-1	2129	--	7.	USC	3-1	2023	--	8.	Ohio State	3-1	1912	--	9.	Oklahoma	2-1	1898	--	10.	Cincinnati	4-0	1700	--	11.	TCU	3-0	1658	--	12.	Penn State	3-1	1135	--	13.	Houston	3-0	1122	--	14.	Iowa	4-0	1102	--	15.	Oklahoma State	3-1	1091	--	16.	Kansas	4-0	951	--	17.	Georgia	3-1	823	--	18.	Mississippi	2-1	804	--	19.	BYU	3-1	796	--	20.	Michigan	4-0	713	--	21.	California	3-1	676	--	22.	Miami (Fla.)	2-1	665	--	23.	Oregon	3-1	620	--	24.	Nebraska	3-1	409	--	25.	Missouri	4-0	404	--
Rk	School (1st)	Record	Pts.	Prv.																																																																																																																																																																																																																																																																																																																																																																																																				
1.	Florida (55)	4-0	1490	1																																																																																																																																																																																																																																																																																																																																																																																																				
2.	Texas (1)	4-0	1420	2																																																																																																																																																																																																																																																																																																																																																																																																				
3.	Alabama (3)	4-0	1400	3																																																																																																																																																																																																																																																																																																																																																																																																				
4.	LSU	4-0	1225	7																																																																																																																																																																																																																																																																																																																																																																																																				
5.	Boise State	4-0	1203	8																																																																																																																																																																																																																																																																																																																																																																																																				
6.	Virginia Tech	3-1	1190	11																																																																																																																																																																																																																																																																																																																																																																																																				
7.	USC	3-1	998	12																																																																																																																																																																																																																																																																																																																																																																																																				
8.	Oklahoma	2-1	979	10																																																																																																																																																																																																																																																																																																																																																																																																				
9.	Ohio State	3-1	957	13																																																																																																																																																																																																																																																																																																																																																																																																				
10.	Cincinnati	4-0	946	14																																																																																																																																																																																																																																																																																																																																																																																																				
11.	TCU	3-0	896	15																																																																																																																																																																																																																																																																																																																																																																																																				
12.	Houston	3-0	844	17																																																																																																																																																																																																																																																																																																																																																																																																				
13.	Iowa	4-0	788	NR																																																																																																																																																																																																																																																																																																																																																																																																				
14.	Oklahoma State	3-1	591	16																																																																																																																																																																																																																																																																																																																																																																																																				
15.	Penn State	3-1	470	5																																																																																																																																																																																																																																																																																																																																																																																																				
16.	Oregon	3-1	462	NR																																																																																																																																																																																																																																																																																																																																																																																																				
17.	Miami (Fla.)	2-1	452	9																																																																																																																																																																																																																																																																																																																																																																																																				
18.	Kansas	4-0	418	20																																																																																																																																																																																																																																																																																																																																																																																																				
18.	Georgia	3-1	418	21																																																																																																																																																																																																																																																																																																																																																																																																				
20.	BYU	3-1	349	19																																																																																																																																																																																																																																																																																																																																																																																																				
21.	Mississippi	2-1	340	4																																																																																																																																																																																																																																																																																																																																																																																																				
22.	Michigan	4-0	271	23																																																																																																																																																																																																																																																																																																																																																																																																				
23.	Nebraska	3-1	256	25																																																																																																																																																																																																																																																																																																																																																																																																				
24.	California	3-1	206	6																																																																																																																																																																																																																																																																																																																																																																																																				
25.	Georgia Tech	3-1	185	NR																																																																																																																																																																																																																																																																																																																																																																																																				
Rk	School (1st)	Record	Pts.	Prv.																																																																																																																																																																																																																																																																																																																																																																																																				
1.	Florida (58)	4-0	1474	1																																																																																																																																																																																																																																																																																																																																																																																																				
2.	Texas (1)	4-0	1410	2																																																																																																																																																																																																																																																																																																																																																																																																				
3.	Alabama	4-0	1364	3																																																																																																																																																																																																																																																																																																																																																																																																				
4.	LSU	4-0	1226	7																																																																																																																																																																																																																																																																																																																																																																																																				
5.	Boise State	4-0	1144	8																																																																																																																																																																																																																																																																																																																																																																																																				
6.	Virginia Tech	3-1	1091	12																																																																																																																																																																																																																																																																																																																																																																																																				
7.	USC	3-1	1081	10																																																																																																																																																																																																																																																																																																																																																																																																				
8.	Oklahoma	2-1	1055	9																																																																																																																																																																																																																																																																																																																																																																																																				
9.	Ohio State	3-1	1036	11																																																																																																																																																																																																																																																																																																																																																																																																				
10.	TCU	3-0	928	14																																																																																																																																																																																																																																																																																																																																																																																																				
11.	Cincinnati	4-0	848	15																																																																																																																																																																																																																																																																																																																																																																																																				
12.	Oklahoma State	3-1	665	16																																																																																																																																																																																																																																																																																																																																																																																																				
13.	Penn State	3-1	627	4																																																																																																																																																																																																																																																																																																																																																																																																				
14.	Georgia	3-1	616	17																																																																																																																																																																																																																																																																																																																																																																																																				
15.	Houston	3-0	539	23																																																																																																																																																																																																																																																																																																																																																																																																				
16.	Kansas	4-0	508	19																																																																																																																																																																																																																																																																																																																																																																																																				
17.	Iowa	4-0	462	NR																																																																																																																																																																																																																																																																																																																																																																																																				
18.	Mississippi	2-1	424	5																																																																																																																																																																																																																																																																																																																																																																																																				
19.	California	3-1	356	6																																																																																																																																																																																																																																																																																																																																																																																																				
20.	Michigan	4-0	304	22																																																																																																																																																																																																																																																																																																																																																																																																				
21.	BYU	3-1	298	20																																																																																																																																																																																																																																																																																																																																																																																																				
21.	Miami (Fla.)	2-1	298	13																																																																																																																																																																																																																																																																																																																																																																																																				
23.	Missouri	4-0	295	21																																																																																																																																																																																																																																																																																																																																																																																																				
24.	Nebraska	3-1	242	24																																																																																																																																																																																																																																																																																																																																																																																																				
25.	Oregon	3-1	198	NR																																																																																																																																																																																																																																																																																																																																																																																																				
Rk	School (1st)	Record	Pts.	Prv.																																																																																																																																																																																																																																																																																																																																																																																																				
1.	Florida (99)	4-0	2825	--																																																																																																																																																																																																																																																																																																																																																																																																				
2.	Texas (4)	4-0	2711	--																																																																																																																																																																																																																																																																																																																																																																																																				
3.	Alabama (11)	4-0	2658	--																																																																																																																																																																																																																																																																																																																																																																																																				
4.	LSU	4-0	2413	--																																																																																																																																																																																																																																																																																																																																																																																																				
5.	Boise State	4-0	2264	--																																																																																																																																																																																																																																																																																																																																																																																																				
6.	Virginia Tech	3-1	2129	--																																																																																																																																																																																																																																																																																																																																																																																																				
7.	USC	3-1	2023	--																																																																																																																																																																																																																																																																																																																																																																																																				
8.	Ohio State	3-1	1912	--																																																																																																																																																																																																																																																																																																																																																																																																				
9.	Oklahoma	2-1	1898	--																																																																																																																																																																																																																																																																																																																																																																																																				
10.	Cincinnati	4-0	1700	--																																																																																																																																																																																																																																																																																																																																																																																																				
11.	TCU	3-0	1658	--																																																																																																																																																																																																																																																																																																																																																																																																				
12.	Penn State	3-1	1135	--																																																																																																																																																																																																																																																																																																																																																																																																				
13.	Houston	3-0	1122	--																																																																																																																																																																																																																																																																																																																																																																																																				
14.	Iowa	4-0	1102	--																																																																																																																																																																																																																																																																																																																																																																																																				
15.	Oklahoma State	3-1	1091	--																																																																																																																																																																																																																																																																																																																																																																																																				
16.	Kansas	4-0	951	--																																																																																																																																																																																																																																																																																																																																																																																																				
17.	Georgia	3-1	823	--																																																																																																																																																																																																																																																																																																																																																																																																				
18.	Mississippi	2-1	804	--																																																																																																																																																																																																																																																																																																																																																																																																				
19.	BYU	3-1	796	--																																																																																																																																																																																																																																																																																																																																																																																																				
20.	Michigan	4-0	713	--																																																																																																																																																																																																																																																																																																																																																																																																				
21.	California	3-1	676	--																																																																																																																																																																																																																																																																																																																																																																																																				
22.	Miami (Fla.)	2-1	665	--																																																																																																																																																																																																																																																																																																																																																																																																				
23.	Oregon	3-1	620	--																																																																																																																																																																																																																																																																																																																																																																																																				
24.	Nebraska	3-1	409	--																																																																																																																																																																																																																																																																																																																																																																																																				
25.	Missouri	4-0	404	--																																																																																																																																																																																																																																																																																																																																																																																																				

2009 Auburn Depth Chart

Pronunciation Guide		Offense		Defense	
2 Aairon Savage DB AIR-un	15 Neiko Thorpe DB NEE-ko	17 Tyrik Rollison QB TY-rick RAHL-ih-son	19 Neil Caudle QB CAW-dull	23 Onterio McCalebb RB Mik-KAY-lub	25 D'Antoine Hood DB duh-AN-twon
42 Philip Pierre-Louis WR pee-AIRLOO-iss	43 Philip Lutzenkirchen TE LUTZ-en-kirk-en	49 Michael Goggans DE GAH-guns	50 Ryan Pugh OL PYEW	57 Byron Isom DL buh-RONEYE-some	73 Lee Ziemba OL ZIM-bah
81 Terrell Zachery WR ter-ELL	82 Jay Wisner WR WIZ-ner	85 Quindarius Carr WR quin-DARE-ee-us	86 John Cubelic WR CUBE-eh-lick	93 Mike Blanc DL BLAHNK	94 Nosa Egaue DL NO-suh EE-gway

QB 12 Chris Todd (6-4, 210, Sr.) 19 Neil Caudle (6-3, 200, Jr.) 17 Tyrik Rollison (6-0, 194, Fr.)	TB 44 Ben Tate (5-11, 218, Sr.) 23 Onterio McCalebb (5-10, 164, Fr.) 32 Eric Smith (5-10, 237, So.)	FB 27 Mario Fannin (5-11, 225, Jr.) 30 John Douglas (6-2, 241, So.) --OR-- 83 Gabe McKenzie (6-5, 252, Sr.)	TE 5 Tommy Trott (6-5, 243, Sr.) 43 PhilipLutzenkirchen (6-4, 262, Fr.) 82 Jay Wisner (6-2, 194, Jr.)	WR 81 Terrell Zachery (6-1, 203, Jr.) 18 Kodi Burns (6-2, 208, Jr.) 80 Emory Blake (6-1, 192, Fr.)	WR 89 Darvin Adams (6-3, 185, So.) 13 Tim Hawthorne (6-3, 212, Jr.) --OR-- 3 DeAngelo Benton (6-2, 192, Fr.)	LT 73 Lee Ziemba (6-8, 308, Jr.) 79 Jared Cooper (6-4, 295, So.)	LG 57 Byron Isom (6-3, 291, Jr.) 76 Jorell Bostrom (6-3, 353, Jr.)	C 50 Ryan Pugh (6-4, 289, Jr.) 53 Bart Eddins (6-4, 297, Jr.)	RG 66 Mike Berry (6-3, 311, Jr.) 71 John Sullen (6-6, 326, Fr.)	RT 75 Andrew McCain (6-6, 299, Sr.) 55 Vance Smith (6-2, 281, So.)
LE 52 Antonio Coleman (6-3, 261, Sr.) 45 Antoine Carter (6-4, 263, Jr.)	LT 93 Mike Blanc (6-4, 288, Jr.) 90 Nick Fairley (6-5, 293, So.)	RT 91 Jake Ricks (6-4, 292, Sr.) 97 Derrick Lykes (6-2, 284, RFr.)	RE 49 Michael Goggans (6-3, 264, Jr.) 95 Dee Ford (6-4, 214, Fr.)	LLB 46 Craig Stevens (6-3, 223, Jr.) 35 Jonathan Evans (5-11, 207, Fr.)	MLB 17 Josh Bynes (6-2, 239, Jr.) 31 Adam Herring (6-1, 216, So.)	RLB 21 Eltoro Freeman (5-11, 219, So.) --OR-- 31 Adam Herring (6-1, 216, So.) 36 Wade Christopher (6-1, 215, So.)	LC 6 Walter McFadden (6-0, 175, Sr.) 8 Harry Adams (6-0, 183, So.)	S 25 Daren Bates (5-11, 195, Fr.) 22 T'Sharvan Bell (6-0, 176, RFr.)	S 4 Zac Etheridge (6-0, 212, Jr.) 11 Mike Slade (6-3, 192, So.)	RC 15 Neiko Thorpe (6-2, 176, So.) 14 Demond Washington (5-9, 185, Jr.)

Special Teams	
PK 18 Wes Byrum (6-2, 209, Jr.) 37 Morgan Hull (6-3, 199, Jr.)	PR 84 Anthony Gulley (5-9, 176, Fr.) --OR-- 27 Mario Fannin (5-11, 225, Jr.)
P 97 Clinton Durst (6-1, 191, Sr.) 21 Ryan Shoemaker (6-0, 184, Jr.)	KOR 81 Terrell Zachery (6-1, 203, Jr.) & 23 Onterio McCalebb (5-10, 164, Fr.)
DS 61 Josh Harris (6-1, 220, So.) 48 Bailey Woods (6-5, 237, So.)	15 Neiko Thorpe (6-2, 176, So.) & 27 Mario Fannin (5-11, 225, So.)
H 96 Clayton Crofoot (6-6, 191, Sr.) 19 Neil Caudle (6-3, 200, Jr.)	

Auburn Media Services

All Times Central

PRACTICE

All practices are CLOSED to members of the media.

PLAYER INTERVIEWS

Player interviews should be arranged through the Auburn Media Relations Office. The following are the opportunities for player interviews, including phone interviews: Sunday post-practice, Tuesday from 12-1 p.m. following Coach Gene Chizik's press conference, and Tuesday post-practice. Player requests for Tuesday's press conference should be given to Brad Gust at least 24 hours in advance.

PLAYERS ARE OFF-LIMITS WEDNESDAY-FRIDAY.

ASSISTANT COACH INTERVIEWS

Auburn assistant coaches will be available to the media post-practice according to the following schedule: Sunday - Defensive coordinator Ted Roof; Tuesday - Offensive coordinator Gus Malzahn; Wednesday - All other assistants.

MEDIA WEB SITE - COLLEGEPRESSBOX.COM

Media can access notes, quotes, stats, media information and much more from Auburn and its opponents on the SEC section of CollegePressBox.com. To access the site, visit www.collegepressbox.com (username: secmedia; password: birmingham). This information should not be published to the general public.

SUNDAY

AUBURN FOOTBALL REVIEW

The Auburn Football Review with coach Gene Chizik is uplinked each Sunday morning. The 30-minute show is useful for highlights and sound bites. For more information, contact the Auburn ISP Sports Network (334) 826-2929.

GENE CHIZIK TELECONFERENCE

Coach Chizik will typically be available to Auburn and opponents' beat writers, as well as other selected members of the media, each Sunday afternoon at 4:30 p.m. in the Media Relations office and on a teleconference for media only **starting Sept. 6**. For more information, contact Kirk Sampson at (334) 844-9800.

Time: 4:30 p.m. (Sundays)

Phone: 1 212-812-4494 and enter 2884 4377*

*NOTE: This phone number should be kept confidential and limited to working news media.

TUESDAY

GENE CHIZIK PRESS CONFERENCE

Each Tuesday at **11:30 a.m.** in the auditorium of the Auburn Athletic Complex, Auburn will hold its weekly football press conference with head coach Gene Chizik. The press conference can also be accessed by the media in a listen only mode by dialing 1-212-812-4494, enter 2884 4377. Following Coach Chizik's press

conference, selected players will be available in the Rane Room from 12-1 p.m. Players who were not present at the press conference will also be available post-practice on Tuesdays.

AUBURN GAME WEEK FEED

The Auburn Media Relations office provides a weekly satellite feed for the 2009 football season. These feeds include interviews, game footage and other feature material. The feed is each Tuesday prior to a game. To secure coordinates and times for the feeds contact Steve Sain at (334) 844-9809.

WEDNESDAY

SEC TELECONFERENCE

Each of the SEC coaches are featured on a teleconference each Wednesday at 10 a.m. **Coach Chizik begins at 11:40 a.m.** Contact the SEC office for teleconference phone numbers.

THURSDAY

TIGER TALK

Coach Chizik's comments may be heard on the Auburn ISP Sports Network beginning at 7 p.m. each Thursday night. The one-hour weekly radio show offers Auburn fans the opportunity to call with questions regarding the Auburn football team. Tiger Talk can also be heard on Auburn's internet site, www.auburntigers.com. For more information contact the Auburn ISP Sports Network, (334) 826-2929.

SATURDAY

AUBURN GAMEDAY FEED

Auburn offers a satellite feed following home football games which are not televised.

AUBURN MEDIA RELATIONS

AU FOOTBALL on the WWW

www.auburntigers.com

HOW TO CONTACT (AC 334)

Media Relations (Complex)	844-9800
Media Relation FAX (Complex)	844-9807
Kirk Sampson home	887-0839
cell	750-1385
e-mail:	sampska@auburn.edu
Brad Gust home	501-2239
cell:	750-1030
e-mail:	gustbra@auburn.edu
Bob Grant home/cell	740-0934
e-mail:	grantrs@auburn.edu
Todd Van Emst (photographer) home/cell	740-1380
e-mail:	vanemtj@auburn.edu
Steve Sain home	502-9604
Satellite Uplink	844-5707

2009 Auburn Football Game Recaps

GAME 1	LOUISIANA TECH	13
	AUBURN	37
	September 5, 2009 Jordan-Hare Stadium (81,143) • Auburn, Ala.	

Carrying a three-point lead into the locker room at halftime, the Auburn offense erupted for 24 second-half points en route to a 37-13 season-opening win over Louisiana Tech under the lights at Jordan-Hare Stadium. The win was also the first for Gene Chizik as Auburn's head coach.

The Tigers put up a balanced 556 yards of total offense in the victory with 301 rushing yards and 255 passing yards. Starting quarterback Chris Todd hit his target on 17-of-26 attempts for two touchdowns and no interceptions.

The highlight of the night for Todd came early in the second half following an interception by freshman Daren Bates. Auburn took over possession at its own 2-yard-line and on third down, Todd found Terrell Zachery down the right sideline for a 93-yard touchdown pass. The play is the longest from scrimmage in Auburn history.

Junior kicker Wes Byrum got the scoring started for Auburn in the first quarter, hitting a 25-yard field goal on the Tigers' first possession.

Louisiana Tech took its only lead of the game at the 5:00 mark of the first quarter as Dennis Morris caught a 19-yard pass from Ross Jenkins. Auburn retaliated on its next possession as Kodi Burns scored the team's first touchdown of the season on a 1-yard run.

With 23 seconds remaining in the first half, Louisiana Tech looked poised to take a 10-10 tie into the locker room following a 20-yard field goal by Matt Nelson, but Auburn marched back down the field, gaining 29 yards on three plays, to set up the 49-yard field goal by Byrum with no time left on the clock for the 13-10 lead.

The Tigers' momentum continued to roll as the third quarter started, beginning with the record-setting touchdown from Todd to Zachery at the 10:59 mark. Byrum connected on his final field goal of the game at the 4:28 mark of the period to give Auburn a 23-10 lead. Tech would follow up on its next possession with a field goal of its own by Nelson, cutting the lead to 23-13.

The Auburn defense kept the Bulldogs scoreless in the fourth quarter, capping off a half in which it gave up only 102 yards of total offense.

With 12:45 left in the game, Todd connected with sophomore Darvin Adams for his first career touchdown on a 17-yard pass. True freshman Onterio McCalebb followed with 5:27 remaining in the game with his first career touchdown as well, scoring on a 3-yard run.

McCalebb finished the game with a game-high 148 yards of rushing, becoming the first Auburn true freshman to run for more than 100 yards in a season opener since Bo Jackson accomplished the feat with 123 yards against Wake Forest in 1982.

SCORING SUMMARY		
Louisiana Tech	3	3 0 — 13
Auburn	3	10 14 — 37

TEAM STATISTICS		
	LT	AU
First Downs	19	27
Rushes-Yards	37-96	52-301
Passing Yards	149	255
Comp-Att-Int	18-33-1	17-27-0
Total Plays-Yards	70-245	79-556
Punts-Avg.	6-38.3	2-41.0
Fumbles/Lost	3/1	3/2
Penalties-Yards	3-30	8-87
3rd Down Conv.	5-of-14	8-of-13
Time of Possession	31:23	28:37

INDIVIDUAL STATISTICS		
RUSHING: (LT) - Porter 17-56; Jenkins 10-36; Morrow 1-6; Duplessis 5-6; Compton 1-2; Livas 1-1; Fite 1-minus 2; TEAM 1-minus 9. (AU) - McCalebb 22-148; Tate 20-117; Burns 8-23; Zachery 1-10; Todd 1-3.		
PASSING: (LT) - Jenkins 18-33-1-149. (AU) - Todd 17-26-0-255; Burns 0-1-0-0.		
RECEIVING: (LT) - Livas 5-43; Tuminello 3-26; Morris 2-30; Fite 2-17; Porter 2-13; Mitchell 1-8; Stuart 1-7; Linwood 1-5; Morrow 1-0. (AU) - Fannin 8-82; D. Adams 4-65; Zachery 3-98; Tate 2-10.		

GAME 2	MISSISSIPPI STATE	24
	AUBURN	49
	September 12, 2009 Jordan-Hare Stadium (85,269) • Auburn, Ala.	

Kodi Burns accounted for four of Auburn's touchdowns, throwing one and running in three, and Onterio McCalebb and Ben Tate each topped the 100-yard rushing mark for the second straight game as Auburn pulled away from Mississippi State with 28 unanswered points to win 49-24 on Saturday night. Tate carried it 20 times for a career-high 157 yards and a touchdown while McCalebb rushed for 114 yards on 16 carries with a touchdown, becoming the first pair of Auburn running backs to top the 100-yard rushing mark in back-to-back games.

Burns had nine rushes for 32 yards, scoring on three 1-yard runs, and also was 1-for-1 passing for 13 yards and a touchdown. Ahead 28-17 at the half, Auburn scored twice in the third quarter as Burns threw his fifth career touchdown pass, a strike to Philip Lutzenkirchen to go up 35-17, and then Tate ran it in from 35 yards out for his first touchdown of the season to put Auburn up 42-17.

Mississippi State had scored 17 consecutive points to take a 17-14 lead with 4:44 left in the second quarter before Auburn answered with two late second-quarter touchdowns. A 1-yard run by Anthony Dixon and a Sean Brauchle 29-yard field goal brought Mississippi State to within four, 14-10, before Robert Elliott returned a blocked Clinton Durst punt for the 17-10 lead.

McCalebb's touchdown, a 48-yard run around the left end, regained the lead for Auburn, 21-17, before Burns scored from 1 yard out with 16 seconds left in the half.

Auburn went up 7-0 on its first possession of the game as Burns capped an eight-play, 73-yard scoring drive with a one-yard rush up the middle for his first touchdown of the game.

An Antonio Coleman 20-yard interception return of a Chris Relf pass put Auburn ahead, 14-0, with 2:21 remaining in the first quarter. The interception was the first of Coleman's career and the touchdown was the second of his career, following a fumble return in the 2007 season-opener against Kansas State.

Burns closed out Auburn's scoring with his third touchdown run of the game with 5:56 remaining as Auburn moved to 2-0 on the season.

Chris Todd was 10-of-23 for 186 yards. Most of those passes went to Darvin Adams as he finished the night with five catches for 116 yards. Along with Tate and McCalebb, Adams combined to mark the first time ever for Auburn to have two 100-yard rushers and a 100-yard receiver in the same game.

SCORING SUMMARY		
Mississippi State	17	0 7 — 24
Auburn	14	14 14 7 — 49

TEAM STATISTICS		
	MS	AU
First Downs	14	29
Rushes-Yards	38-167	59-390
Passing Yards	130	199
Comp-Att-Int	11-21-2	11-24-0
Total Plays-Yards	59-297	83-589
Punts-Avg.	6-45.2	5-28.8
Fumbles/Lost	0/0	2/0
Penalties-Yards	10-89	5-40
3rd Down Conv.	5-of-14	6-of-13
Time of Possession	28:57	31:03

INDIVIDUAL STATISTICS		
RUSHING: (MS) - Dixon 20-92; Relf 7-52; Ducre 4-14; Lee 3-9; Stallworth 1-3; Elliott 2-minus 1; TEAM 1-minus 2. (AU) - Tate 20-157; McCalebb 16-114; Fannin 9-75; Burns 9-32; Smith 3-8; Todd 1-6; Team 1-minus 2.		
PASSING: (MS) - Relf 5-11-2-77; Lee 6-10-0-53. (AU) - Todd 10-23-0-186; Burns 1-1-0-13.		
RECEIVING: (MS) - Berry 4-60; McRae 3-33; Wilder 1-25; Bumphis 1-8; Green 1-3; Ducre 1-1. (AU) - Adams 5-116; Zachery 2-41; Wisner 1-24; Lutzenkirchen 1-13; Fannin 1-3; Burns 1-2.		

McCalebb became the first player in Auburn history to top 100-yards rushing in his first two career games.

Auburn's 49 points were the most it has scored in a SEC game since scoring 49 at Kentucky in 2005. With 589 yards of total offense, it also marked the first time that Auburn had 500 or more yards of total offense in back-to-back games since 1970, when the Tigers had 566 yards against Florida and 664 against Mississippi State.

Defensively for Auburn, Zac Etheridge and Josh Byrnes led the way with eight tackles each. Neiko Thorpe and Craig Stevens chipped in seven tackles with two of Stevens' coming for loss. Making his first career appearance as a Tiger, sophomore Eltoro Freeman followed with six tackles.

With the win, Auburn now holds a 58-23-2 all-time record over Mississippi State and is 43-28-5 in SEC openers.

2009 Auburn Football Game Recaps

GAME 3	WEST VIRGINIA	30
	AUBURN	41
	September 19, 2009 Jordan-Hare Stadium (87,451) • Auburn, Ala.	

A year earlier in Morgantown, W.Va., it was Auburn that took a 17-10 lead into the locker room at halftime, only to have the West Virginia Mountaineers out-score the Tigers 24-0 in the second half for the come-from-behind win. Auburn returned the favor Saturday, out-scoring West Virginia 31-9 after spotting the Mountaineers a 21-10 lead to pick up the 41-30 victory and improve to 4-0.

With Auburn's running game, that had averaged more than 300 yards per game in the first two games of the season, limited to just 100 yards against the Mountaineers, the Tigers had to go in another direction to get points on the board. The direction ended up being senior quarterback Chris Todd as he threw for career highs of 284 yards and four touchdown passes. Todd was 16-of-31 on the night, including an 82-yard pass to Mario Fanin that tied the game in the third quarter.

West Virginia took the early lead in the game as Noel Devine ran in for two touchdowns in the first five minutes, including a 71-yard run to put WVU up 14-0. Auburn countered with a 46-yard Wes Byrum field goal to put the Tigers on the board. Senior defensive end Antonio Coleman recovered a fumble at the West Virginia 45-yard line on the Mountaineers next possession, helping to set up a 16-yard pass from Todd to Darvin Adams to cut the WVU lead to four at 14-10. The reception was the first of three Touchdown catches on the night for Adams, making him the first Auburn player to tally three touchdown passes in a game in more than 20 years.

The Mountaineers closed out the first quarter with its third touchdown of the period as quarterback Jarrett Brown found Jock Sanders in the end zone for a 6-yard touchdown pass.

Auburn cut away the West Virginia lead in the second quarter, beginning with a 42-yard Byrum field goal. The field goal was the result of a Neiko Thorpe interception. The Tigers marched back up the field in its next possession, capping it off with a 4-yard touchdown pass from Todd to Adams to cut the WVU lead to one at 21-20.

West Virginia scored its final touchdown of the night halfway through the third quarter as Devine took off for 12 yards to extend the Mountaineer lead to 27-20. Tyler Bitancourt missed the ensuing extra-point attempt, setting up the opportunity for Auburn to tie the game on its next possession.

Less than a minute after the West Virginia touchdown, Todd rolled out of the pocket and found Fanin open on the right side. Fanin cut through the Mountaineer defense to streak down the field 82 yards for the touchdown. Byrum's extra-point tied the game at 27-27.

West Virginia took its final lead late in the third quarter on a Bitancourt field goal, 30-27. Auburn shut the Mountaineers out in the fourth quarter, taking the lead on a 17-yard touchdown pass from Todd to Adams early in the period and sealing the victory with a 15-yard Craig Stevens interception return for a touchdown to give Auburn a 41-30 lead.

Fanin's 82-yard reception led the team in receiving yards, followed by Adams with three touchdowns and 80 yards on six receptions. Eric Smith followed with 67 yards on three receptions.

Ben Tate led the Auburn rushing attack with 81 yards on 19 attempts. Onterio McCalebb followed with 25 total yards.

Defensively for Auburn, Josh Bynes led the team with 12 tackles and an interception while Stevens tallied 11 tackles and an interception. Also picking off passes in the game were Walter McFadden, Thorpe and lineman Jake Ricks.

With the win, Auburn and West Virginia are now tied in the all-time series, 1-1. The game was also delayed by 1:03 due to lightning.

GAME 4	BALL STATE	30
	AUBURN	54
	September 26, 2009 Jordan-Hare Stadium (83,118) • Auburn, Ala.	

Chris Todd tied an Auburn record with five touchdown passes as the Tigers tallied 560 yards of total offense in a 54-30 win over Ball State. The game marked the second in a row to have a delayed start as thunderstorms in the area forced the game to move from its 6 p.m. scheduled kickoff time to 6:30 p.m.

Ball State struck first against the Tigers, recovering a muffed punt on Auburn's 18-yard line. Four plays later, MiQuale Lewis took the ball around the right side to get Ball State in the end zone at the 12:26 mark in the opening period for its only lead of the game.

Following a Ball State fumble, the Tigers moved the ball to the BSU 6-yard-line, setting up a pass from Todd to Tommy Trott, giving the senior his first touchdown reception of the year with 2:53 remaining in the first quarter.

Heading into the second quarter with the game tied, 7-7, Auburn managed to put up a near record-setting performance while limiting the Cardinals to just a field goal. The Tigers tallied 26 points in the period with three touchdowns and a safety, giving Auburn its highest scoring quarter since racking up 28 against Tennessee-Chattanooga on Sept. 9, 1995.

Terrell Zachery accounted for two of the touchdowns, picking up a 46-yarder at the 13:47 mark and a 65-yarder with 8:22 left in the half. Onterio McCalebb also picked up a touchdown, running in for a yard at the 12:20 mark, immediately after a 62-yard rush put the Tigers in scoring position.

Byrum picked up his first and only field goal of the night with seven second left in the half, connecting on a 32-yard attempt.

The defense also got on the board at the 12:53 mark of the quarter as Josh Bynes tackled Ball State's Lewis in the end zone.

Ball State kicker Ian McGarvey gave the Cardinals their lone points of the quarter, connecting on a 33-yard field goal with 2:35 left in the first half to cut the lead to 30-10.

Auburn made good on its first possession of the second half, taking the opening kickoff and marching down the field to set up a 26-yard pass from Todd to Darvin Adams at the 11:39 mark of the third quarter.

Ball State answered on its next possession as quarterback Page kept the ball on a fake and ran 21 yards for the touchdown.

Auburn did not back down as Todd caught Mario Fanin with a pass in the flat that turned into a 36-yard touchdown reception.

The Cardinals put up 13 fourth-quarter points. Page found Fakes for a 1-yard touchdown pass while McGarvey connected on a pair of field goals.

Neil Caudle gave the Tigers their lone points of the quarter, breaking away for a 52-yard run for a touchdown.

Todd finished the night with 19 completions on 26 attempts for a career-high 287 yards and five touchdowns. Two of those touchdowns went to Zachery, who finished the night with 122 receiving yards on five catches. Adams followed with 73 on five receptions while Fannin was third on the team with 55 yards on three catches.

McCalebb led the Auburn rushing attack with 83 yards and a touchdown. Ben Tate finished second with 63 yards, but led the team in all-purpose yards with 139 after racking up 58 yards from kick returns.

Defensively for Auburn, the Tigers were led by Daren Bates' seven tackles. Josh Bynes, Neiko Thorpe, Craig Stevens and Harris Gaston each finished with six tackles on the night while Bates, Stevens, Dee Ford, Antonio Coleman and Mike Blanc combined for Auburn's five quarterback sacks.

With the win, Auburn improves to 3-0 all-time against Ball State and 7-0 all-time against teams from the Mid-American Conference.

SCORING SUMMARY		
West Virginia21	0 9 0 — 30
Auburn10	10 7 14 — 41

TEAM STATISTICS		
	WVU	AU
First Downs	23	20
Rushes-Yards	39-207	41-100
Passing Yards	302	300
Comp-Att-Int	24-41-5	17-33-1
Total Plays-Yards	80-509	74-400
Punts-Avg.	2-49.5	5-44.0
Fumbles/Lost	1/1	1/0
Penalties-Yards	4-45	5-37
3rd Down Conv.	10-of-15	9-of-18
Time of Possession	32:45	27:15

INDIVIDUAL STATISTICS		
RUSHING: (WVU) - Devine 15-128; Brown 19-66; Clarke 2-10; Sanders 2-5; Smith 1-minus 2. (AU) - Tate 19-75; McCalebb 8-20; Burns 7-10; Zachery 1-9; Fannin 1-0; Todd 5-minus 14.		
PASSING: (WVU) - Brown 18-32-4-221; Smith 5-8-50; Starks 1-1-0-31. (AU) - Todd 16-31-1-284; Burns 1-2-0-16.		
RECEIVING: (WVU) - Sanders 12-115; Arnett 4-61; Lyons 3-30; Starks 2-65; Devine 2-26; Austin 1-5. (AU) - Adams 6-80; Smith 4-74; Trott 2-20; Fannin 1-82; Wisner 1-16; Zachery 1-15; Burns 1-8; Tate 1-5.		

SCORING SUMMARY		
Ball State7	3 7 13 — 30
Auburn7	26 14 7 — 54

TEAM STATISTICS		
	BSU	AU
First Downs	19	21
Rushes-Yards	44-146	34-254
Passing Yards	114	306
Comp-Att-Int	18-30-0	21-29-1
Total Plays-Yards	74-260	63-560
Punts-Avg.	4-41.2	2-43.5
Fumbles/Lost	2/2	2/1
Penalties-Yards	4-23	9-86
3rd Down Conv.	5-of-15	4-of-10
Time of Possession	35:56	24:04

INDIVIDUAL STATISTICS		
RUSHING: (BSU) - Williams 11-59; Sykes 7-44; Lewis 15-44; Page 9-3; Justice 2-minus 4. (AU) - McCalebb 8-83; Tate 13-63; Caudle 1-52; Smith 7-47; Zachery 1-6; Todd 1-2; Burns 1-2; Hooper 2-minus 1.		
PASSING: (BSU) - Page 16-28-0-101; Justice 2-2-0-13. (AU) - Todd 19-26-0-287; Caudle 2-3-1-19.		
RECEIVING: (BSU) - Orsborn 7-35; Hill 3-20; Gibson 2-15; Fakes 2-14; Ifft 2-13; Lewis 1-19; Page 1-minus 2. (AU) - Zachery 5-122; Adams 5-73; Fannin 3-55; Tate 3-18; Stallworth 2-21; Lutzenkirchen 1-14; Trott 1-6; McCalebb 1-minus 3.		

The Players



DARVIN #89

ADAMS WR

6-3 · 185 · So. · 1L
Kennesaw, Ga. (Harrison)
Education

2009 — Thid in SEC/40th in NCAA in receiving yards per game, 83.5 pg ... Tied for third in SEC /58th in NCAA in receptions per game, 5.0 pg ... Had first career start in season opener vs. Louisiana Tech, catching four passes for 65 yards including first career TD grab ... TD came on 17-yard pass from Chris Todd ... Set career high with 116 receiving yards and five catches in victory over Mississippi State ... Accounted for 58 percent of total receiving yardage (116 of 199) vs. Mississippi State ... Became first AU player to have at least three TD receptions in a game in 20 years (Alexander Wright vs. Pacific, 1989) with performance vs. West Virginia ... Set career-high with six catches, three for TD's, for 80 yards vs. Mountaineers ... Against Ball State, finished with five catches for 73 yards including a 26-yard TD catch.

ADAMS' CAREER RECEIVING STATS


YEAR	G/GS	NO	YDS	AVG	TD	LP/OPPONENT
2008	10/0	3	18	6.0	0	9/UT Martin
2009	4/3	20	334	16.7	5	30/Mississippi State
TOTALS	14/3	23	352	15.3	5	30/Mississippi State

ADAMS' CAREER GAME HIGH STATS

	No.	Opponent	Date
Receptions	6	West Virginia	9/19/09
Rec. Yards	116	Mississippi State	9/12/09
Rec. TDs	3	West Virginia	9/19/09

ADAMS' GAME-BY-GAME RECEIVING STATS

DATE	OPPONENT	REC	YDS	AVG	TD	TD REC
9/5/09	* LOUISIANA TECH	4	65	16.3	1	17
9/12/09	* MISSISSIPPI STATE	5	116	23.2	0	--
9/19/09	WEST VIRGINIA	6	80	13.3	3	16, 4, 17
9/26/09	* BALL STATE	5	73	14.6	1	26
10/3/09	at Tennessee					
10/10/09	at Arkansas					
10/17/09	KENTUCKY					
10/24/09	at LSU					
10/31/09	OLE MISS					
11/7/09	FURMAN					
11/14/09	at Georgia					
11/27/09	ALABAMA					



DAREN #25

BATES DB

5-11 · 195 · Fr. · HS
Olive Branch, Miss. (Olive Branch)
Undecided

2009 — Started at safety in season opener vs. Louisiana Tech ... Recorded AU's only interception of the game, making a leaping grab at the AU 2-yard line to halt a Tech scoring threat ... Had three assisted tackles and two QB hurries in SEC opener vs. Mississippi State ... Totaled four solo tackles vs. West Virginia ... Led Tigers with seven tackles vs. Ball State ... Also registered half a sack (minus 12 yards) and 1.5 TFLs (minus 14 yards) vs. Ball State.

BATES' CAREER DEFENSIVE STATS

YEAR	G/GS	TT	UT	AT	TFL-YDS	QBS-YDS	FF/FR	PD	I/YDS
2009	4/4	17	10	7	1.5-14	0.5-12	0/0	2	1/0

BATES' GAME-BY-GAME DEFENSIVE STATS

DATE	OPPONENT	TT	UT	AT	PD	INT-YDS
9/5/09	* LOUISIANA TECH	3	1	2	1	1-0
9/12/09	* MISSISSIPPI STATE	3	0	3	0	0-0
9/19/09	* WEST VIRGINIA	4	4	0	0	0-0
9/26/09	* BALL STATE	7	5	2	1	0-0
10/3/09	at Tennessee					
10/10/09	at Arkansas					
10/17/09	KENTUCKY					
10/24/09	at LSU					
10/31/09	OLE MISS					
11/7/09	FURMAN					
11/14/09	at Georgia					
11/27/09	ALABAMA					



MIKE #66

BERRY OL

6-3 · 311 · Jr. · 2L
Antioch, Tenn. (Brentwood Academy)
Public Administration

2009 — Started at guard in season opener vs. Louisiana Tech and helped Tigers roll up 301 yards rushing and did not allow a sack on 27 passing attempts ... Registered six knockdown blocks vs. Tech ... Against Mississippi State, did not allow a sack in 24 pass attempts ... Totaled 4.5 knockdown blocks vs. Mississippi State ... Played every snap vs. West Virginia and totaled three knockdown blocks ... Finished 2.5 knockdown blocks vs. Ball State ... Has 16 knockdown blocks on the season.



MIKE #93

BLANC DL

6-4 · 288 · Jr. · 2L
Pompano Beach, Fla. (Deerfield Beach)
Public Administration

2009 — Recorded a sack (minus 5 yards) to go with two total tackles in season opener vs. Louisiana Tech ... Sack vs. Tech was first since Ole Miss game in 2008 ... Started at defensive tackle vs. Mississippi State and registered four tackles and a pair of QB hurries ... Forced a fumble, registered one sack (minus 4 yards) and had two solo tackles in win vs. West Virginia ... Forced fumble was first of career ... Against Ball State, had half a sack (minus 3 yards).

BLANC'S CAREER DEFENSIVE STATS

YEAR	G/GS	TT	UT	AT	TFL-YDS	QBS-YDS	FF/FR	PD	I/YDS
2007	12/0	6	3	3	0.0-0	0.0-0	0/0	0	0-0
2008	12/6	27	11	16	3.5-6	1.5-4	0/0	0	0-0
2009	4/3	9	4	5	2.5-12	2.5-12	1/0	0	0-0
Totals	28/9	42	18	24	6.0-18	4.0-16	1/0	0	0-0

The Players

BLANC'S GAME-BY-GAME DEFENSIVE STATS

DATE	OPPONENT	TT	UT	AT	TFL-YDS	QBS-YDS
9/5/09	LOUISIANA TECH	2	1	1	1.0-5	1.0-5
9/12/09	* MISSISSIPPI STATE	4	1	3	0.0-0	0.0-0
9/19/09	* WEST VIRGINIA	2	2	0	1.0-4	1.0-4
9/26/09	* BALL STATE	1	0	1	0.5-3	0.5-3
10/3/09	at Tennessee					
10/10/09	at Arkansas					
10/17/09	KENTUCKY					
10/24/09	at LSU					
10/31/09	OLE MISS					
11/7/09	FURMAN					
11/14/09	at Georgia					
11/27/09	ALABAMA					

BURNS' GAME-BY-GAME TOTAL OFFENSE STATS


DATE	OPPONENT	REC - TDs	PASS - TDs	RUSH - TDs	TOTAL - TDs
9/5/09	LOUISIANA TECH	0	0	23 - 1	23 - 1
9/12/09	* MISSISSIPPI STATE	2 - 0	13 - 1	32 - 3	45 - 4
9/19/09	WEST VIRGINIA	8 - 0	16 - 0	10 - 0	34 - 0
9/26/09	BALL STATE	0 - 0	0 - 0	2 - 0	2 - 0
10/3/09	at Tennessee				
10/10/09	at Arkansas				
10/17/09	KENTUCKY				
10/24/09	at LSU				
10/31/09	OLE MISS				
11/7/09	FURMAN				
11/14/09	at Georgia				
11/27/09	ALABAMA				

BURNS' GAME-BY-GAME RUSHING STATS

DATE	OPPONENT	ATT	YDS	Avg.	TD	TD Runs
9/5/09	LOUISIANA TECH	8	23	2.9	1	1
9/12/09	* MISSISSIPPI STATE	9	32	3.6	3	1, 1, 1
9/19/09	WEST VIRGINIA	7	10	1.4	0	--
9/26/09	BALL STATE	1	2	2.0	0	--
10/3/09	at Tennessee					
10/10/09	at Arkansas					
10/17/09	KENTUCKY					
10/24/09	at LSU					
10/31/09	OLE MISS					
11/7/09	FURMAN					
11/14/09	at Georgia					
11/27/09	ALABAMA					

BURNS' GAME-BY-GAME RECEIVING STATS

DATE	OPPONENT	REC	YDS	AVG	TD	TD REC
9/5/09	LOUISIANA TECH	0	0	0.0	0	--
9/12/09	* MISSISSIPPI STATE	1	2	2.0	0	--
9/19/09	WEST VIRGINIA	1	8	8.0	0	--
9/26/09	BALL STATE	0	0	0.0	0	--
10/3/09	at Tennessee					
10/10/09	at Arkansas					
10/17/09	KENTUCKY					
10/24/09	at LSU					
10/31/09	OLE MISS					
11/7/09	FURMAN					
11/14/09	at Georgia					
11/27/09	ALABAMA					



KODI BURNS #18
WR
6-2 · 208 · Jr. · 2L
Fort Smith, Ark. (Northside)
Exercise Science

2009 — In multi-purpose role, rushed for 23 yards with a TD and was 0-for-1 passing in season opener vs. Louisiana Tech ... TD came on 1-yard run and gave AU a 10-7 lead ... Set career best with three rushing TDs and four total TDs in victory over Mississippi State ... All three rushing scores came from 1-yard out ... Also had a 13-yard TD pass ... Became first AU player to account for four TDs since 2003 when RB Carnell Williams rushed for six scores vs. Mississippi State .. All four rushing TDs have come from 1-yard out ... Rushed for 10 yards on seven carries and caught one pass for 8 yards vs. West Virginia ... Rushed one time for 2 yards against Ball State before leaving game with injury.

BURNS' CAREER PASSING STATS

YEAR	G/GS	CMP	ATT	PCT	YDS	INT	TD	LP/OPPONENT
2007	9/1	10	26	38.5	145	1	2	58/New Mexico State
2008	10/7	94	179	52.5	1,050	7	2	52/Ole Miss
2009	4/1	2	4	50.0	29	0	1	13/Mississippi State
Totals	23/9	106	209	50.7	1,224	8	5	58/New Mexico State

BURNS' CAREER RUSHING STATS

YEAR	G/GS	NO	YDS	AVG	TD	LP/OPPONENT
2007	9/1	54	203	3.8	3	18/Mississippi State
2008	10/7	98	411	4.2	5	58/UT Martin
2009	4/1	25	67	2.7	4	11/La. Tech
Totals	23/9	177	681	3.8	12	58/UT Martin

BURN'S CAREER GAME HIGH STATS

	No.	Opponent	Date
Completions	27	Ole Miss	11/1/08
Pass Attempts	43	Ole Miss	11/1/08
Pass Yards	319	Ole Miss	11/1/08
Pass TDs	1	4x (last vs. Mississippi State)	9/12/09
Interceptions	3	Ole Miss	11/1/08
Rush Attempts	22	Mississippi State	9/15/07
Rush Yards	158	UT Martin	11/8/08
Rush TDs	3	Mississippi State	9/12/09



JOSH BYNES #17
LB
6-2 · 239 · Jr. · 2L
Lauderdale Lakes, Fla. (Boyd Anderson)
Human Development and Family Studies

2009 — Fourth in SEC in Tackles Per Game, 8.5 tpg ... Started at LB in season opener vs. Louisiana Tech and tied for team lead with eight total tackles ... Has started nine consecutive games dating back to last season ... Tied for team lead with eight tackles vs. Mississippi State .. Has 16 tackles in two games, highest tackle total in two-game stretch of career ... Picked off QB Geno Smith with less than three minutes left to seal victory over West Virginia ... Finished with career-high 12 tackles vs. WVA, 10 coming on solo stops ... Against Ball State, registered first career fumble recovery, had 1.0 TFL (minus 3 yards) and had six tackles, five solo.

BYNES' CAREER DEFENSIVE STATS

YEAR	G/GS	TT	UT	AT	TFL-YDS	QBS-YDS	FF/FR	PD	I/YDS
2007	4/0	10	8	2	2.0-4	0.0-0	1/0	0	0-0
2008	12/8	53	24	29	3.0-7	0.0-0	0/0	4	3-33
2009	4/4	34	22	12	1.0-3	0.0-0	0/1	2	1-5
Totals	20/12	97	54	43	6.0-14	0.0-0	1/1	6	4-38

The Players

BYNES' CAREER GAME HIGH STATS

	No.	Opponent	Date
Tackles	12	West Virginia	9/19/09
Tackles for loss	2.0	Arkansas	10/11/08
Sacks	--		

BYNES' GAME-BY-GAME DEFENSIVE STATS

DATE	OPPONENT	TT	UT	AT	TFL-YDS	QBS-YDS
9/5/09	* LOUISIANA TECH	8	5	3	0.0-0	0.0-0
9/12/09	* MISSISSIPPI STATE	8	2	6	0.0-0	0.0-0
9/19/09	* WEST VIRGINIA	12	10	2	0.0-0	0.0-0
9/26/09	* BALL STATE	6	5	1	1.0-3	0.0-0
10/3/09	at Tennessee					
10/10/09	at Arkansas					
10/17/09	KENTUCKY					
10/24/09	at LSU					
10/31/09	OLE MISS					
11/7/09	FURMAN					
11/14/09	at Georgia					
11/27/09	ALABAMA					



ANTOINE #45
CARTER DE

6-4 · 263 · Jr. · 2L
Ft. Lauderdale, Fla. (Dillard)
Liberal Arts

2009 — Missed first three games of season due to injury ... Returned to play against Ball State ... Had three tackles, two solo, vs. Ball State.

CARTER'S CAREER DEFENSIVE STATS

YEAR	G/GS	TT	UT	AT	TFL-YDS	QBS-YDS	FF/FR	PD	I/YDS
2007	13/0	16	8	8	4.0-23	1.5-16	0/0	1	0/0
2008	10/1	16	11	5	6.5-32	2.5-19	0/0	0	0/0
2009	1/0	3	2	1	0.0-0	0.0-0	0/0	0	0/0
Totals	24/1	35	21	14	10.5-55	4.0-35	0/0	1	0/0

CARTER'S CAREER GAME HIGH STATS

	No.	Opponent	Date
Tackles	4	New Mexico State	9/22/07
Tackles for loss	3.0	UT Martin	11/8/08
Sacks	1.0	3x (last vs. UT Martin)	11/8/08

CARTER'S GAME-BY-GAME DEFENSIVE STATS

DATE	OPPONENT	TT	UT	AT	TFL-YDS	QBS-YDS
9/5/09	LOUISIANA TECH					DID NOT PLAY
9/12/09	MISSISSIPPI STATE					DID NOT PLAY
9/19/09	WEST VIRGINIA					DID NOT PLAY
9/26/09	BALL STATE	3	2	1	0.0-0	0.0-0
10/3/09	at Tennessee					
10/10/09	at Arkansas					
10/17/09	KENTUCKY					
10/24/09	at LSU					
10/31/09	OLE MISS					
11/7/09	FURMAN					
11/14/09	at Georgia					
11/27/09	ALABAMA					



WES #18
BYRUM K

6-2 · 209 · Jr. · 2L
Ft. Lauderdale, Fla. (St. Thomas Aquinas)
Business

CAREER — Has connected on two game-winning field goals, at Florida and at Arkansas, both in 2007 ... Has hit three field goals in a game five times.

2009 — Leads SEC in scoring (kick), averaging 10.2 ppg ... Tied for fourth in SEC in FG's made ... Was 3-for-3 in FG attempts and 4-4 on PAT tries in season opener vs. Louisiana Tech ... Hit long FG of 49 yards vs. Tech, marking longest FG since hitting 52-yarder on 9/6/08 vs. Southern Miss ... Three FG's also tied career best for the fifth time ... Also kicked off four times for 64.8 average vs. Tech ... Did not attempt a FG vs. Mississippi State ... Hit both FG attempts vs. West Virginia, connecting from 46 and 42 yards out ... Connected on only FG attempt vs. Ball State, from 32 yards out ... Four of six FG attempts have come from 40 yards or more.

BYRUM'S CAREER KICKING STATS


YEAR	FG-A	Pct.	0-19	20-29	30-39	40-49	50+	PAT	Pts
2007	17-23	73.9	0-0	5-5	9-10	3-8	0-0	35-36	86
2008	11-19	57.9	2-2	2-3	3-6	3-7	1-1	22-23	55
2009	6-6	100.0	0-0	1-1	1-1	4-4	0-0	23-23	41
Totals	34-48	70.8	2-2	8-9	13-17	10-19	1-1	80-82	182

BYRUM'S CAREER GAME HIGH STATS

	No.	Opponent	Date
FG Attempts	5	Arkansas	10/13/07
FGs Made	3	5x (last vs. La. Tech)	9/5/09

2009 Field Goal Sequence (Made/Missed):

9/5/09	LOUISIANA TECH: 29, 49, 47
9/12/09	MISSISSIPPI STATE: --
9/19/09	WEST VIRGINIA: 46, 42
9/26/09	BALL STATE: 32
10/3/09	at Tennessee
10/10/09	at Arkansas
10/17/09	KENTUCKY
10/24/09	at LSU
10/31/09	OLE MISS
11/7/09	FURMAN
11/14/09	at Georgia
11/27/09	ALABAMA



NEIL #19
CAUDLE QB

6-3 · 200 · Jr. · SQ
Hoover, Ala. (Spain Park)
Building Science

2009 — Saw limited play in season opener vs. Louisiana Tech ... Had a pair of pass attempts wiped out by penalty vs. Mississippi State in limited action ... Against Ball State, hit 2-of-3 passes for 19 yards and scored on a 52-yard run in fourth quarter.

CAUDLE'S CAREER PASSING STATS

YEAR	G/GS	CMP	ATT	PCT	YDS	INT	TD	LP/OPPONENT
2007	1/0	0	3	.000	--	1	--	--
2008	2/0	4	5	80.0	32	0	--	16/UT Martin
2009	3/0	2	3	66.7	19	1	--	14/Ball State
Totals	6/0	6	11	54.5	52	2	--	16/UT Martin

The Players

CAUDLE'S GAME-BY-GAME PASSING STATS

DATE	OPPONENT	CMP	ATT	YDS	INT	TD
9/5/09	LOUISIANA TECH	0	0	0	0	0
9/12/09	MISSISSIPPI STATE	0	0	0	0	0
9/19/09	WEST VIRGINIA	DID NOT PLAY				
9/26/09	BALL STATE	2	3	19	1	0
10/3/09	at Tennessee					
10/10/09	at Arkansas					
10/17/09	KENTUCKY					
10/24/09	at LSU					
10/31/09	OLE MISS					
11/7/09	FURMAN					
11/14/09	at Georgia					
11/27/09	ALABAMA					

Year watch list and Lowe's Senior CLASS Award watch list ... Tied for eighth in SEC in TFLs per game, 1.12 tpg ... Tied for seventh in SEC in sacks per game, 0.62 spg ... Recorded 2.5 TFLs with 1.0 sack and seven total tackles in season opener vs. Louisiana Tech ... Has started 14 of the last 14 games played (missed UT Martin game in '08 due to injury) ... Against Mississippi State, scored on 20-yard INT return to give AU a 14-0 lead ... INT was first of career ... Also had three tackles vs. Mississippi State ... Finished with 1.0 sack (minus 2 yards), 1.5 TFLs (minus 5 yards), one recovered fumble and one QB hurry to go with six total tackles vs. West Virginia ... Against Ball State, had half a sack (minus 3 yards), one pass break-up, one QB hurry to go with three total tackles.

COLEMAN'S CAREER DEFENSIVE STATS

YEAR	G/GS	TT	UT	AT	TFL-YDS	QBS-YDS	FF/FR	PD	I/YDS
2006	13/0	18	14	4	1.0-3	0.0-0	0/0	0	0/0
2007	13/8	38	29	9	18.5-84	8.5-54	1/1	3	0/0
2008	11/11	46	29	17	10.5-43	1.0-33	1/0	1	0/0
2009	4/4	19	8	11	4.5-18	2.5-12	0/1	2	1/20
Totals	41/23	121	80	41	34.5-148	17.0-99	2/2	6	1/20

COLEMAN'S CAREER GAME HIGH STATS

	No.	Opponent	Date
Tackles	8	Georgia	11/10/07
Tackles for loss	4.0	Georgia	11/10/07
Sacks	2.0	Ole Miss	10/27/07

COLEMAN'S GAME-BY-GAME DEFENSIVE STATS

DATE	OPPONENT	TT	UT	AT	TFL-YDS	QBS-YDS
9/5/09	* LOUISIANA TECH	7	4	3	2.5-10	1.0-7
9/12/09	* MISSISSIPPI STATE	3	0	3	0.0-0	0.0-0
9/19/09	* WEST VIRGINIA	6	3	3	1.5-5	1.0-2
9/26/09	* BALL STATE	3	1	2	0.5-3	0.5-3
10/3/09	at Tennessee					
10/10/09	at Arkansas					
10/17/09	KENTUCKY					
10/24/09	at LSU					
10/31/09	OLE MISS					
11/7/09	FURMAN					
11/14/09	at Georgia					
11/27/09	ALABAMA					



ZACH CLAYTON #98 DL
6-3 · 281 · Jr. · 2L
Opelika, Ala. (Opelika)
Finance

2009 — Did not play in season opener vs. Louisiana Tech ... Recorded three tackles in first game of season vs. Mississippi State ... Had one solo tackle vs. West Virginia ... Against Ball State, had one TFL (minus 5 yards) to go with two total tackles.

CLAYTON'S CAREER DEFENSIVE STATS

YEAR	G/GS	TT	UT	AT	TFL-YDS	QBS-YDS	FF/FR	PD	I/YDS
2007	10/0	8	4	4	0.5-2	0.0-0	0/0	0	0-0
2008	11/1	22	16	6	7.5-40	4.5-35	0/0	0	0-0
2009	3/0	6	3	3	1.0-5	0.0-0	0/0	0	0-0
Totals	24/1	36	23	13	9.0-47	4.5-35	0/0	0	0/0

CLAYTON'S GAME-BY-GAME DEFENSIVE STATS

DATE	OPPONENT	TT	UT	AT	TFL-YDS	QBS-YDS
9/5/09	LOUISIANA TECH	DID NOT PLAY				
9/12/09	MISSISSIPPI STATE	3	1	2	0.0-0	0.0-0
9/19/09	WEST VIRGINIA	1	1	0	0.0-0	0.0-0
9/26/09	BALL STATE	2	1	1	1.0-5	0.0-0
10/3/09	at Tennessee					
10/10/09	at Arkansas					
10/17/09	KENTUCKY					
10/24/09	at LSU					
10/31/09	OLE MISS					
11/7/09	FURMAN					
11/14/09	at Georgia					
11/27/09	ALABAMA					



JARED COOPER #79 OL
6-4 · 329.5 · So. · SQ
Brewton, Ala. (W.S. Neal)
History in Education


2009 — Saw limited playing time in every game.



ANTONIO COLEMAN #52 DE
6-3 · 261 · Sr. · 3L
Mobile, Ala. (Williamson)
Graduate

CAREER — Has two touchdown returns, one fumble (vs. Kansas State 9/1/07) and one interception (vs. Miss. State 9/12/09) ... Has registered at least one tackle for loss in 19 of his last 29 games played ... Tied for sixth in career sacks with with 17.0 ... Needs 1.5 sacks to move into tie with Reggie Torbor (2000-03) for fifth with 18.5.

2009 — Named to Rotary Lombardi Defensive Lineman Award watch list, Chuck Bednarik Defensive Player of the Year Award watch list, Ted Hendricks Defensive End of the



CLAYTON CROFOOT #96 DS
6-6 · 191 · Sr. · 1L
Orlando, Fla. (The First Academy)
Supply Chain Management-Business

CAREER — Awarded scholarship by coaching staff.

2009 — Holder on all field goal and PAT's.

The Players



CLINTON #97

DURST P

6-1 · 191 · Sr. · 1L
Destin, Fla. (Ft. Walton Beach)
Marketing-Business

CAREER — Awarded scholarship by coaching staff.

2009 — *Fifth in SEC in punting, 41.0 ypp ...* Averaged 41.0 yards on two punts in season opener vs. Louisiana Tech ... Put one punt inside the 20-yard line vs. Tech ... Against Mississippi State, punted four times for 36.0 yard average and put two punts inside 20-yard line ... Averaged 44.0 yards on five punts vs. West Virginia with a long of 50 yards ... Against Ball State, punted twice for 43.5 ypp average.

DURST'S CAREER PUNTING STATS

YEAR	G	NO	YDS	AVG	IN20	LP/OPPONENT
2008	11	70	2947	42.1	18	58/Louisiana-Monroe
2009	4	13	533	41.0	4	47/Louisiana Tech
Totals	15	83	3480	41.9	22	58/Louisiana-Monroe

DURST'S CAREER GAME HIGH STATS

	No.	Opponent	Date
Punts	9	3x (last at Alabama)	11/29/08
IN 20	4	Louisiana-Monroe	8/30/08

DURST'S GAME-BY-GAME PUNTING STATS

DATE	OPPONENT	NO	YDS	AVG	IN20	Long
9/5/09	LOUISIANA TECH	2	82	41.0	1	47
9/12/09	MISSISSIPPI STATE	4	144	36.0	2	45
9/19/09	WEST VIRGINIA	5	220	44.0	1	50
9/26/09	BALL STATE	2	87	43.5	0	50
10/3/09	at Tennessee					
10/10/09	at Arkansas					
10/17/09	KENTUCKY					
10/24/09	at LSU					
10/31/09	OLE MISS					
11/7/09	FURMAN					
11/14/09	at Georgia					
11/27/09	ALABAMA					



BART #53

EDDINS OL

6-4 · 297 · Jr. · 2L
Montgomery, Ala. (Trinity Presbyterian)
Agriculture Economics

2009 — Saw playing time in season opener vs. Louisiana Tech and SEC opener vs. Mississippi State ... Had one knockdown block vs. Mississippi State ... Totaled two knockdown blocks vs. Ball State ... Has seen playing time in every game.



NOSA #94

EGUAE DL

6-2 · 244 · Fr. · HS
Mansfield, Texas (Summit)
Undecided


2009 — Has not played due to injury.

EGUAE'S CAREER DEFENSIVE STATS

YEAR	G/GS	TT	UT	AT	TFL-YDS	QBS-YDS	FF/FR	PD	I/YDS
2009	0/0	0	0	0	0.0-0	0.0-0	0/0	0	0/0

EGUAE'S GAME-BY-GAME DEFENSIVE STATS

DATE	OPPONENT	TT	UT	AT	TFL-YDS	QBS-YDS
9/5/09	LOUISIANA TECH					DID NOT PLAY
9/12/09	MISSISSIPPI STATE					DID NOT PLAY
9/19/09	WEST VIRGINIA					DID NOT PLAY
9/26/09	BALL STATE					
10/3/09	at Tennessee					
10/10/09	at Arkansas					
10/17/09	KENTUCKY					
10/24/09	at LSU					
10/31/09	OLE MISS					
11/7/09	FURMAN					
11/14/09	at Georgia					
11/27/09	ALABAMA					



ZAC #4

ETHERIDGE SS

6-0 · 212 · Jr. · 2L
Troy, Ala. (Charles Henderson)
Public Administration

CAREER — Has started 28 consecutive games ... Has led or tied for lead in team tackles in five of last eight games dating back to 2008.

2009 — *T-28th in SEC in Tackles Per Game, 5.5 tpg ...* Tied for team lead with eight tackles in season opener vs. Louisiana Tech ... Six tackles were solo ... Also had one QBH and half a TFL (minus 2 yards) ... Tied for team lead with eight tackles, six solo, vs. Mississippi State ... Recorded 1.0 TFL for minus 7 yards to go with three total tackles vs. West Virginia ... Against Ball State, forced and recovered fumble to go with three total tackles ... Of 19 total tackles this season, 13 have been solo.

ETHERIDGE'S CAREER DEFENSIVE STATS

YEAR	G/GS	TT	UT	AT	TFL-YDS	QBS-YDS	FF/FR	PD	INT-YDS
2006	3/0	0	0	0	0.0-0	0.0-0	0/0	0	0-0
2007	12/12	65	39	26	1.5-7	0.5-6	2/1	5	0-0
2008	12/12	74	38	36	1.5-6	0.0-0	0/0	3	1-0
2009	4/4	22	15	7	1.5-9	0.0-0	1/1	0	0-0
Totals	31/28	162	92	70	4.5-22	0.5-6	3/2	8	1-0

ETHERIDGE'S CAREER GAME HIGH STATS

	No.	Opponent	Date
Tackles	11	vs. Alabama	11/29/08
Interceptions	1	vs. Southern Miss	9/06/08

The Players

ETHERIDGE'S GAME-BY-GAME DEFENSIVE STATS

DATE	OPPONENT	TT	UT	AT	PD	INT-YDS
9/5/09	* LOUISIANA TECH	8	6	2	0	0-0
9/12/09	* MISSISSIPPI STATE	8	6	2	0	0-0
9/19/09	* WEST VIRGINIA	3	1	2	0	0-0
9/26/09	* BALL STATE	3	1	2	0	0-0
10/3/09	at Tennessee					
10/10/09	at Arkansas					
10/17/09	KENTUCKY					
10/24/09	at LSU					
10/31/09	OLE MISS					
11/7/09	FURMAN					
11/14/09	at Georgia					
11/27/09	ALABAMA					



JONATHAN #35
EVANS LB
 5-11 · 207 · Fr. · HS
 Prichard, Ala. (Mattie T. Blount)
 Undecided


2009 — Recorded one assisted tackle in first collegiate action vs. Louisiana Tech ... Also had one tackle in SEC opener vs. Mississippi State ... Against Ball State, totaled two solo tackles.

EVANS' CAREER DEFENSIVE STATS

YEAR	G/GS	TT	UT	AT	TFL-YDS	QBS-YDS	FF/FR	PD	I/YDS
2009	4/0	4	2	2	0.0-0	0.0-0	0/0	0	0/0

EVANS' GAME-BY-GAME DEFENSIVE STATS

DATE	OPPONENT	TT	UT	AT	TFL-YDS	QBS-YDS
9/5/09	LOUISIANA TECH	1	0	1	0.0-0	0.0-0
9/12/09	MISSISSIPPI STATE	1	0	1	0.0-0	0.0-0
9/19/09	WEST VIRGINIA	0	0	0	0.0-0	0.0-0
9/26/09	BALL STATE	2	2	0	0.0-0	0.0-0
10/3/09	at Tennessee					
10/10/09	at Arkansas					
10/17/09	KENTUCKY					
10/24/09	at LSU					
10/31/09	OLE MISS					
11/7/09	FURMAN					
11/14/09	at Georgia					
11/27/09	ALABAMA					



MARIO #27
FANNIN RB
 5-11 · 225 · Jr. · 2L
 Hampton, Ga. (Lovejoy)
 Undecided

2009 — Started and set career highs in receptions, eight, and receiving yards, 82, in season opener vs. Louisiana Tech ... Led team in receiving yards and catches vs. Tech ... Rushed for 75 yards on nine carries in SEC opener vs. Mississippi State ... Scored on 82-yard TD catch vs. West Virginia ... The 82-yard catch was longest offensive play of career and tied game at 27-27 in third quarter ... Against Ball State, hauled in three passes for 55 yards including 36-yard TD catch in third quarter.

FANNIN'S CAREER RUSHING STATS

YEAR	G/GS	NO	YDS	AVG	TD	LP/OPPONENT
2006	3/0	0	0	0.0	0	--
2007	13/2	84	448	5.3	5	67/New Mexico State
2008	12/3	54	238	4.4	1	35/Georgia
2009	4/2	10	75	7.5	0	---
Totals	32/7	148	761	5.1	6	67/New Mexico State

FANNIN'S CAREER KOR STATS

YEAR	G	NO	YDS	AVG	TD	LP/OPPONENT
2006	3/0	0	0	0.0	0	--
2007	13/2	19	399	21.0	0	40/Mississippi State
2008	12/3	11	248	22.5	0	69/West Virginia
2009	4/2	5	119	23.8	0	33/Ball State
Totals	32/7	35	766	21.9	0	69/West Virginia

FANNIN'S CAREER RECEIVING STATS

YEAR	G/GS	NO	YDS	AVG	TD	LP/OPPONENT
2006	3/0	0	0	0.0	0	--
2007	13/2	18	176	9.8	2	22/Clemson
2008	12/3	20	223	11.2	2	52/Georgia
2009	4/2	13	222	17.1	2	82/West Virginia
Totals	32/7	51	621	12.2	6	82/West Virginia

FANNIN'S CAREER GAME HIGH STATS

	No.	Opponent	Date
Rush Attempts	15	New Mexico State	9/22/07
Rush Yards	103	New Mexico State	9/22/07
Rush TDs	3	New Mexico State	9/22/07
Receptions	8	Louisiana Tech	9/5/09
Rec. Yards	82	2x (last vs. West Virginia)	9/19/09
Kickoff Returns	5	Mississippi State	9/15/07
Kick Ret. Yds.	110	Mississippi State	9/15/07

FANNIN'S GAME-BY-GAME TOTAL OFFENSE STATS

DATE	OPPONENT	REC - TDs	PASS - TDs	RUSH - TDs	TOTAL - TDs
9/5/09	* LOUISIANA TECH	82 - 0	0 - 0	0 - 0	82 - 0
9/12/09	MISSISSIPPI STATE	3 - 0	0 - 0	75 - 0	78 - 0
9/19/09	WEST VIRGINIA	82 - 1	0 - 0	0 - 0	82 - 1
9/26/09	* BALL STATE	55 - 1	0 - 0	0 - 0	55 - 1
10/3/09	at Tennessee				
10/10/09	at Arkansas				
10/17/09	KENTUCKY				
10/24/09	at LSU				
10/31/09	OLE MISS				
11/7/09	FURMAN				
11/14/09	at Georgia				
11/27/09	ALABAMA				

FANNIN'S GAME-BY-GAME RECEIVING STATS

DATE	OPPONENT	REC	YDS	AVG	TD	TD REC
9/5/09	* LOUISIANA TECH	8	82	10.3	0	--
9/12/09	MISSISSIPPI STATE	1	3	3.0	0	--
9/19/09	WEST VIRGINIA	1	82	82.0	1	82
9/26/09	* BALL STATE	3	55	18.3	1	36
10/3/09	at Tennessee					
10/10/09	at Arkansas					
10/17/09	KENTUCKY					
10/24/09	at LSU					
10/31/09	OLE MISS					
11/7/09	FURMAN					
11/14/09	at Georgia					
11/27/09	ALABAMA					

The Players



NICK #90
FAIRLEY DL

6-5 · 293 · So. · JC
Mobile, Ala. (Copiah-Lincoln CC)
Undecided


2009 — Started first career game in season opener vs. Louisiana Tech ... Recorded five tackles with half a TFL, one fumble recovery and two QBH ... Had half a TFL (minus 3 yards), two QB hurries and three total tackles vs. West Virginia ... Recorded one tackle vs. Ball State.

FAIRLEY'S CAREER DEFENSIVE STATS

YEAR	G/GS	TT	UT	AT	TFL-YDS	QBS-YDS	FF/FR	PD	I/YDS
2009	4/1	9	4	5	1.0-3	0.0-0	0/1	0	0/0

FAIRLEY'S GAME-BY-GAME DEFENSIVE STATS

DATE	OPPONENT	TT	UT	AT	TFL-YDS	QBS-YDS
9/5/09	* LOUISIANA TECH	2	3	5	0.5-0	0.0-0
9/12/09	MISSISSIPPI STATE	0	0	0	0.0-0	0.0-0
9/19/09	WEST VIRGINIA	3	1	2	0.5-3	0.0-0
9/26/09	BALL STATE	1	1	0	0.0-0	0.0-0
10/3/09	at Tennessee					
10/10/09	at Arkansas					
10/17/09	KENTUCKY					
10/24/09	at LSU					
10/31/09	OLE MISS					
11/7/09	FURMAN					
11/14/09	at Georgia					
11/27/09	ALABAMA					



DEE #95
FORD DE

6-4 · 214 · Fr. · HS
Odenville, Ala. (St. Clair County)
Undecided

2009 — In first collegiate game, recorded one tackle with two QBH ... Had one tackle, solo, and one QB hurry in limited snaps vs. Mississippi State ... Had one QB hurry vs. West Virginia ... Against Ball State, had season highs with four tackles with one sack (minus 10 yards) and half a TFL (minus 1 yard) with one QB hurry.

FORD'S CAREER DEFENSIVE STATS

YEAR	G/GS	TT	UT	AT	TFL-YDS	QBS-YDS	FF/FR	PD	I/YDS
2009	4/0	6	2	4	1.5-11	1.0-10	0/0	0	0/0

FORD'S GAME-BY-GAME DEFENSIVE STATS

DATE	OPPONENT	TT	UT	AT	TFL-YDS	QBS-YDS
9/5/09	LOUISIANA TECH	1	0	1	0.0-0	0.0-0
9/12/09	MISSISSIPPI STATE	1	1	0	0.0-0	0.0-0
9/19/09	WEST VIRGINIA	0	0	0	0.0-0	0.0-0
9/26/09	BALL STATE	4	1	3	1.5-11	1.0-10
10/3/09	at Tennessee					
10/10/09	at Arkansas					
10/17/09	KENTUCKY					
10/24/09	at LSU					
10/31/09	OLE MISS					
11/7/09	FURMAN					
11/14/09	at Georgia					
11/27/09	ALABAMA					



ELTORO #21
FREEMAN LB

5-11 · 219 · So. · JC
Alexander City, Ala. (Miss. Gulf Coast CC)
Philosophy

SPRING 2009 — Participated in spring drills at Auburn after enrolling in January.


2009 — Did not play in season opener vs. Louisiana Tech ... In first collegiate action, recorded six tackles vs. Mississippi State ... Earned first career start vs. West Virginia and had one solo tackle.

FREEMAN'S CAREER DEFENSIVE STATS

YEAR	G/GS	TT	UT	AT	TFL-YDS	QBS-YDS	FF/FR	PD	I/YDS
2009	3/2	7	3	4	0.0-0	0.0-0	0/0	0	0/0

FREEMAN'S GAME-BY-GAME DEFENSIVE STATS

DATE	OPPONENT	TT	UT	AT	TFL-YDS	QBS-YDS
9/5/09	LOUISIANA TECH					DID NOT PLAY
9/12/09	MISSISSIPPI STATE	6	2	4	0.0-0	0.0-0
9/19/09	* WEST VIRGINIA	1	1	0	0.0-0	0.0-0
9/26/09	* BALL STATE	0	0	0	0.0-0	0.0-0
10/3/09	at Tennessee					
10/10/09	at Arkansas					
10/17/09	KENTUCKY					
10/24/09	at LSU					
10/31/09	OLE MISS					
11/7/09	FURMAN					
11/14/09	at Georgia					
11/27/09	ALABAMA					



HARRIS #58
GASTON LB

6-1 · 219 · Fr. · HS
Bessemer, Ala. (Bessemer Academy)
Undecided

2009 — In first collegiate game, had one solo tackle in season opener vs. Louisiana Tech ... Also had one solo stop vs. Mississippi State ... Had one assisted tackle vs. West Virginia ... Against Ball State, set season high with six tackles.


GASTON'S CAREER DEFENSIVE STATS

YEAR	G/GS	TT	UT	AT	TFL-YDS	QBS-YDS	FF/FR	PD	I/YDS
2009	4/0	9	3	6	0.0-0	0.0-0	0/0	0	0/0

GASTON'S GAME-BY-GAME DEFENSIVE STATS

DATE	OPPONENT	TT	UT	AT	TFL-YDS	QBS-YDS
9/5/09	LOUISIANA TECH	1	1	0	0.0-0	0.0-0
9/12/09	MISSISSIPPI STATE	1	1	0	0.0-0	0.0-0
9/19/09	WEST VIRGINIA	1	0	1	0.0-0	0.0-0
9/26/09	BALL STATE	6	1	5	0.0-0	0.0-0
10/3/09	at Tennessee					
10/10/09	at Arkansas					
10/17/09	KENTUCKY					
10/24/09	at LSU					
10/31/09	OLE MISS					
11/7/09	FURMAN					
11/14/09	at Georgia					
11/27/09	ALABAMA					

The Players



MICHAEL #49
GOGGANS DE

6-3 · 264 · Jr. · 2L
Alexander City, Ala. (Benjamin Russell)
Public Administration

Career — Has started 16 consecutive games.

2009 — Started season opener vs. Louisiana Tech, recording two total tackles with one QBH ... Against Mississippi State, had a solo sack (minus 2 yards) to go with four tackles, one pass break-up and one QB hurry ... Sack was first since 2007 (Vanderbilt) ... Picked up three tackles, two solo, vs. West Virginia ... Against Ball State, broke up one pass and totaled four tackles.

GOGGAN'S CAREER DEFENSIVE STATS

YEAR	G/GS	TT	UT	AT	TFL-YDS	QBS-YDS	FF/FR	PD	I/YDS
2007	12/0	9	4	5	2.0-3	1.0-2	0/1	0	0-0
2008	12/12	27	16	11	4.0-12	0.0-0	0/1	0	0-0
2009	4/4	13	6	7	1.0-2	1.0-2	0/0	1	0-0
Totals	28/16	49	26	23	7.0-17	2.0-3	0/2	1	0-0

GOGGAN'S CAREER GAME HIGH STATS

	No.	Opponent	Date
Tackles	6	vs. Alabama	11/29/08
Tackles for loss	2.0	2x, (last vs. Arkansas)	11/29/08
Sacks	1.0	2x (last vs. Mississippi State)	9/12/09

GOGGAN'S GAME-BY-GAME DEFENSIVE STATS

DATE	OPPONENT	TT	UT	AT	TFL-YDS	QBS-YDS
9/5/09	* LOUISIANA TECH	2	1	1	0.0-0	0.0-0
9/12/09	* MISSISSIPPI STATE	4	1	3	1.0-2	1.0-2
9/19/09	* WEST VIRGINIA	3	2	1	0.0-0	0.0-0
9/26/09	* BALL STATE	4	2	2	0.0-0	0.0-0
10/3/09	at Tennessee					
10/10/09	at Arkansas					
10/17/09	KENTUCKY					
10/24/09	at LSU					
10/31/09	OLE MISS					
11/7/09	FURMAN					
11/14/09	at Georgia					
11/27/09	ALABAMA					



ANTHONY #84
GULLEY WR

5-9 · 176 · Fr. · HS
Brantley, Ala. (Brantley)
Undecided

2009 — Saw game time, returning one punt, in season opener vs. Louisiana Tech ... Returned two punts for 24 yards with a long of 17 yards vs. West Virginia ... Fielded a pair of punts and returned one kickoff for 24 yards vs. Ball State.

GULLEY'S CAREER RECEIVING STATS

YEAR	G/GS	NO	YDS	AVG	TD	LP/OPPONENT
2009	4/0	0	0	0.0	0	--

GULLEY'S GAME-BY-GAME RECEIVING STATS

DATE	OPPONENT	REC	YDS	AVG	TD	TD REC
9/5/09	LOUISIANA TECH	0	0	0.0	0	--
9/12/09	MISSISSIPPI STATE	0	0	0.0	0	--
9/19/09	WEST VIRGINIA	0	0	0.0	0	--
9/26/09	BALL STATE	0	0	0.0	0	--
10/3/09	at Tennessee					
10/10/09	at Arkansas					
10/17/09	KENTUCKY					
10/24/09	at LSU					
10/31/09	OLE MISS					
11/7/09	FURMAN					
11/14/09	at Georgia					
11/27/09	ALABAMA					



TIM #13
HAWTHORNE WR

6-3 · 212 · Jr. · 2L
Birmingham, Ala. (Homewood)
Public Administration

2009 — Started vs. West Virginia but did not record a catch in first playing time of season (injury) ... Saw playing time but did not have a reception vs. Ball State.

HAWTHORNE'S CAREER RECEIVING STATS

YEAR	G/GS	NO	YDS	AVG	TD	LP/OPPONENT
2007	13/3	4	47	11.8	0	8/New Mexico State
2008	12/1	8	203	25.4	0	58/LSU
2009	2/1	0	0	0.0	0	--
Totals	27/5	12	250	20.8	0	58/LSU

HAWTHORNE'S CAREER GAME HIGH STATS

	No.	Opponent	Date
Receptions	2	LSU	9/20/08
Rec. Yards	87	LSU	9/20/08

HAWTHORNE'S GAME-BY-GAME RECEIVING STATS

DATE	OPPONENT	REC	YDS	AVG	TD	TD REC
9/5/09	LOUISIANA TECH					DID NOT PLAY
9/12/09	MISSISSIPPI STATE					DID NOT PLAY
9/19/09	* WEST VIRGINIA	0	0	0.0	0	--
9/26/09	BALL STATE	0	0	0.0	0	--
10/3/09	at Tennessee					
10/10/09	at Arkansas					
10/17/09	KENTUCKY					
10/24/09	at LSU					
10/31/09	OLE MISS					
11/7/09	FURMAN					
11/14/09	at Georgia					
11/27/09	ALABAMA					



ADAM #31
HERRING LB

6-1 · 216 · So. · 1L
Springdale, Ark. (Shiloh Christian)
Business Management

2009 — Earned first career start in season opener vs. Louisiana Tech, recording two solo tackles ... Picked up half a TFL (minus 1 yard) and four total tackles vs. Mississippi State ... Recorded one solo tackle vs. West Virginia ... Played, but did not register a tack-

The Players

le vs. Ball State.

HERRING'S CAREER DEFENSIVE STATS

YEAR	G/GS	TT	UT	AT	TFL-YDS	QBS-YDS	FF/FR	PD	I/YDS
2008	11/0	2	1	1	0.0-0	0.0-0	0/0	0	0/0
2009	3/2	7	4	3	0.5-1	0.0-0	0/0	0	0/0
Totals	14/2	9	5	4	0.5-1	0.0-0	0/0	0	0/0

HERRING'S GAME-BY-GAME DEFENSIVE STATS

DATE	OPPONENT	TT	UT	AT	TFL-YDS	QBS-YDS
9/5/09	* LOUISIANA TECH	2	2	0	0.0-0	0.0-0
9/12/09	* MISSISSIPPI STATE	4	1	3	0.5-1	0.0-0
9/19/09	WEST VIRGINIA	1	1	0	0.0-0	0.0-0
9/26/09	BALL STATE					
10/3/09	at Tennessee					
10/10/09	at Arkansas					
10/17/09	KENTUCKY					
10/24/09	at LSU					
10/31/09	OLE MISS					
11/7/09	FURMAN					
11/14/09	at Georgia					
11/27/09	ALABAMA					



D'ANTOINE HOOD #24
DB
 5-10 · 187 · So. · 1L
 Phenix City, Ala. (Central-Phenix HS)
 Pre-Business

2009 — Saw first game action vs. Ball State and recorded three solo tackles.

HOOD'S CAREER DEFENSIVE STATS

YEAR	G/GS	TT	UT	AT	TFL-YDS	QBS-YDS	FF/FR	PD	INT-YDS
2008	12/1	13	7	6	0.0-0	0.0-0	0/1	1	0-0
2009	1/0	3	3	0	0.0-0	0.0-0	0/0	0	0-0
Totals	13/1	16	10	6	0.0-0	0.0-0	0/1	1	0-0

HOOD'S GAME-BY-GAME DEFENSIVE STATS

DATE	OPPONENT	TT	UT	AT	PD	INT-YDS
9/5/09	LOUISIANA TECH					DID NOT PLAY
9/12/09	MISSISSIPPI STATE					DID NOT PLAY
9/19/09	WEST VIRGINIA					DID NOT PLAY
9/26/09	BALL STATE	3	3	0	0	0-0
10/3/09	at Tennessee					
10/10/09	at Arkansas					
10/17/09	KENTUCKY					
10/24/09	at LSU					
10/31/09	OLE MISS					
11/7/09	FURMAN					
11/14/09	at Georgia					
11/27/09	ALABAMA					



MORGAN HULL #37
K
 6-3 · 199 · Jr. · 1L
 Decatur, Ala. (Austin)
 Pre-Medicine

2009 — In season opener vs. Louisiana Tech, kicked off three times for a 66.7 yard average ... Against Mississippi State, kicked off seven times for 67.6 ypk average ... Kicked off eight times vs. West Virginia, averaging 63.9 ypk ... Had one touchback vs. WVA ... Against

Ball State, averaged 59.8 yards on nine kickoffs.



BYRON ISOM #57
OL
 6-3 · 291 · Jr. · 2L
 Jonesboro, Ga. (Lovejoy)
 Public Administration

2009 — Started at guard in season opener vs. Louisiana Tech and did not allow a sack in 27 pass attempts ... Also recorded three knockdown blocks vs. Tech ... Started against Mississippi State, did not allow a sack in 24 pass attempts ... Registered three knockdown blocks vs. Mississippi State ... Took every snap vs. West Virginia and registered five knockdown blocks ... Did not play vs. Ball State.



PHILIP LUTZENKIRCHEN #43
TE
 6-4 · 262 · Fr. · HS
 Marietta, Ga. (Lassiter)
 Undecided

2009 — Saw playing time but did not record a catch in season opener vs. Louisiana Tech ... Recorded first career catch, a 13-yard TD reception from Kodi Burns, vs. Mississippi State ... Played, but did not record a catch vs. West Virginia ... Caught 14-yard pass vs. Ball State.

LUTZENKIRCHEN'S CAREER RECEIVING STATS

YEAR	G/GS	NO	YDS	AVG	TD	LP/OPPONENT
2009	4/0	2	27	13.5	1	13/Mississippi State

LUTZENKIRCHEN'S GAME-BY-GAME RECEIVING STATS

DATE	OPPONENT	REC	YDS	AVG	TD	TD REC
9/5/09	LOUISIANA TECH	0	0	0.0	0	--
9/12/09	MISSISSIPPI STATE	1	13	13.0	1	13
9/19/09	WEST VIRGINIA	0	0	0.0	0	--
9/26/09	BALL STATE	1	14	14.0	0	--
10/3/09	at Tennessee					
10/10/09	at Arkansas					
10/17/09	KENTUCKY					
10/24/09	at LSU					
10/31/09	OLE MISS					
11/7/09	FURMAN					
11/14/09	at Georgia					
11/27/09	ALABAMA					

The Players



ANDREW #75
McCAIN OT

6-6 · 299 · Sr. · 3L
Birmingham, Ala. (Briarwood Christian)
Health Services Administration

2009 — Earned first career start in season opener vs. Louisiana Tech ... Started at tackle and did not allow a sack in 27 pass attempts ... Tallied three knockdown blocks vs. Tech ... Started at tackle vs. Mississippi State and did not allow a sack in 24 pass attempts .. Finished with six knockdown blocks, third most among linemen, vs. Mississippi State ... Had a pair of knockdown blocks vs. West Virginia ... Played every snap vs. Mountaineers.



ONTERIO #23
McCALEBB RB

5-10 · 164 · Fr. · HS
Fort Meade, Fla. (Hargrave Military Academy)
Liberal Arts

Career — Became the first AU freshman to ever rush for 100 yards or more in his first two games ... Is just the fourth AU freshman to rush for 100 yards or more in any two consecutive games (Carnell Williams in 2001, Darrell Williams in 1989 and Ron O'Neal in 1981).

2009 — Named SEC Freshman of the Week (9/7) ... Fourth in SEC/31st in NCAA in rushing with 91.2 ypg ... Third in SEC/47th in NCAA in all-purpose yards with 131.0 ypg ... Became first freshman RB since Bo Jackson (1982) to rush for 100 yards in a game with 148 yards in season opener vs. Louisiana Tech ... Also had one TD vs. Tech, scoring on a 3-yard run ... Also returned two kickoffs for 49 yards vs. Tech ... Started at TB vs. Mississippi State and recorded second consecutive 100-yard rushing effort, going for 114 yards on 16 carries ... Also returned four kickoffs for 81 yards vs. Mississippi State ... Rushed for 20 yards on eight carries vs. West Virginia ... Also returned two kickoffs for 32 yards, with long of 16 yards vs. WVA ... Against Ball State, led Tigers with 83 yards rushing on eight carries and scored from 1-yard out in second quarter ... Had season-long run of 62 yards to set up TD run ... Did not play in second half vs. Ball State due to injury.

MCCALEBB'S CAREER RUSHING STATS

YEAR	G/GS	NO	YDS	AVG	TD	LP/OPPONENT
2009	4/1	54	365	6.8	3	62/Ball State

MCCALEBB'S GAME-BY-GAME RUSHING STATS

DATE	OPPONENT	ATT	YDS	Avg.	TD	TD Runs
9/5/09	LOUISIANA TECH	22	148	6.7	1	3
9/12/09	* MISSISSIPPI STATE	16	114	7.1	1	48
9/19/09	WEST VIRGINIA	8	20	2.5	0	--
9/26/09	BALL STATE	8	83	10.4	1	1
10/3/09	at Tennessee					
10/10/09	at Arkansas					
10/17/09	KENTUCKY					
10/24/09	at LSU					
10/31/09	OLE MISS					
11/7/09	FURMAN					
11/14/09	at Georgia					
11/27/09	ALABAMA					



WALTER #6
McFADDEN DB

6-0 · 175 · Sr. · 3L
Pompano Beach, Fla. (Ely)
Graduate

Career — Has started 16 consecutive games.

2009 — Started and recorded one pass break-up with two tackles in season opener vs. Louisiana Tech ... Broke up one pass and tallied four solo tackles in victory over Mississippi State ... Picked off a pass to end scoring threat and totaled five solo tackles vs. West Virginia ... Interception came at AU 28-yard line vs. WVA ... Registered three tackles, with a pair of solo stops, vs. Ball State ... Of 14 tackles, 12 have been solo stops.

McFADDEN'S CAREER DEFENSIVE STATS


YEAR	G/GS	TT	UT	AT	TFL-YDS	QBS-YDS	FF/FR	PD	INT-YDS
2006	11/0	2	2	0	0.0-0	0.0-0	0/0	0	0-0
2007	13/0	10	5	5	1.0-4	0.0-0	0/0	2	1-93
2008	12/12	29	17	12	1.5-7	0.0-0	0/0	10	2-18
2009	4/4	14	12	2	0.0-0	0.0-0	0/0	3	1-(-4)
Totals	40/16	55	36	19	2.5-11	0.0-0	0/0	15	4-107

McFADDEN'S CAREER GAME HIGH STATS

	No.	Opponent	Date
Tackles	5	3x (last vs. Ole Miss)	11/1/08
Interceptions	1	4x (last vs. West Virginia)	9/19/09

McFADDEN'S GAME-BY-GAME DEFENSIVE STATS

DATE	OPPONENT	TT	UT	AT	PD	INT-YDS
9/5/09	* LOUISIANA TECH	2	1	1	1	0-0
9/12/09	* MISSISSIPPI STATE	4	4	0	1	0-0
9/19/09	* WEST VIRGINIA	5	5	0	1	1-(-4)
9/26/09	* BALL STATE	3	2	1	0	0-0
10/3/09	at Tennessee					
10/10/09	at Arkansas					
10/17/09	KENTUCKY					
10/24/09	at LSU					
10/31/09	OLE MISS					
11/7/09	FURMAN					
11/14/09	at Georgia					
11/27/09	ALABAMA					



GABE #83
McKENZIE DE

6-5 · 252 · Sr. · 3L
Mobile, Ala. (Davidson)
Graduate

2009 — Saw playing time, but did not have a catch in season opener vs. Louisiana Tech ... Switched to defensive end in week four, logging one solo tackle vs. Ball State.

McKENZIE'S CAREER DEFENSIVE STATS

YEAR	G/GS	TT	UT	AT	TFL-YDS	QBS-YDS	FF/FR	PD	I/YDS
2008	12/1	11	6	5	2.5-5	0.0-0	0/0	0	1-24
2009	4/0	1	1	0	0.0-0	0.0-0	0/0	0	0-0
TOTALS	16/1	12	7	5	2.5-5	0.0-0	0/0	0	0-0

The Players

McKENZIE'S GAME-BY-GAME DEFENSIVE STATS

DATE	OPPONENT	TT	UT	AT	TFL-YDS	QBS-YDS
9/26/09	BALL STATE	1	1	0	0.0-0	0.0-0
10/3/09	at Tennessee					
10/10/09	at Arkansas					
10/17/09	KENTUCKY					
10/24/09	at LSU					
10/31/09	OLE MISS					
11/7/09	FURMAN					
11/14/09	at Georgia					
11/27/09	ALABAMA					

McKENZIE'S CAREER RECEIVING STATS

YEAR	G/GS	NO	YDS	AVG	TD	LP/OPPONENT
2006	13/0	13	137	10.5	1	25/South Carolina
2007	13/0	13	117	9.0	2	20/Kansas State
2008	12/1	3	33	11.0	0	21/Georgia
2009	4/0	0	0	0.0	0	---
Totals	41/1	29	287	9.9	3	25/South Carolina

McKENZIE'S CAREER GAME HIGH STATS

	No.	Opponent	Date
Receptions	4	2x (last vs. Kansas State)	9/1/07
Rec. Yards	42	2x (last vs. Kansas State)	9/1/07
Rec. TDs	1	3x (last vs. South Florida)	9/8/07

McKENZIE'S GAME-BY-GAME RECEIVING STATS

DATE	OPPONENT	REC	YDS	AVG	TD	TD REC
9/5/09	LOUISIANA TECH	0	0	0.0	0	--
9/12/09	MISSISSIPPI STATE	0	0	0.0	0	--
9/19/09	WEST VIRGINIA	0	0	0.0	0	--



RYAN

#50

PUGH

OL

6-4 · 289 · Jr. · 2L
Hoover, Ala. (Hoover)
Pre-Building Science

2009 — Started at center in season opener vs. Louisiana Tech and tallied five knock-down blocks ... Did not allow a sack on 27 pass attempts vs. Tech ... Started against Mississippi State and did not allow a sack in 24 pass attempts ... Totaled nine knock-down blocks, second most among offensive linemen, against Mississippi State ... Played every snap vs. West Virginia and totaled 8.5 knockdown blocks ... Led Tigers with 12 knockdown blocks against Ball State ... Has 34.5 knockdown blocks this season.



JAKE

#91

RICKS

DL

6-4 · 292 · Sr. · 3L
Muscle Shoals, Ala. (Colbert County)
Criminology

2009 — In first career start, forced one fumble, had a QB hurry and recorded a career-best six tackles vs. Louisiana Tech ... Forced fumble was career-first ... Broke up a pass and had half a TFL vs. Mississippi State ... Registered first career INT with a pick and 21-yard return vs. West Virginia ... The INT came at the WVA 37-yard line and set up AU score (TD) ... Also had two QB hurries and two tackles vs. WVA ... Totaled three tackles, two solo, against Ball State.

RICKS' CAREER DEFENSIVE STATS

YEAR	G/GS	TT	UT	AT	TFL-YDS	QBS-YDS	FF/FR	PD	I/YDS
2006	6/0	1	0	1	0.5-2	0.0-0	0/1	0	0/0
2007	13/0	8	5	3	2.0-3	0.0-0	0/0	0	0/0
2008	12/0	7	3	4	2.0-8	0.0-0	0/1	1	0/0
2009	4/4	12	6	1	0.5-0	0.0-0	1/0	2	1/21
Totals	35/4	28	14	14	5.0-13	0.0-0	1/2	3	1/21

RICKS' CAREER GAME HIGH STATS

	No.	Opponent	Date
Tackles	6	Louisiana Tech	9/5/09
Tackles for loss	1.0	4x (last vs. Ole Miss)	11/1/08

RICKS' GAME-BY-GAME DEFENSIVE STATS

DATE	OPPONENT	TT	UT	AT	TFL-YDS	QBS-YDS
9/5/09	* LOUISIANA TECH	6	3	3	0.0-0	0.0-0
9/12/09	* MISSISSIPPI STATE	1	0	1	0.5-0	0.0-0
9/19/09	* WEST VIRGINIA	2	1	1	0.0-0	0.0-0
9/26/09	* BALL STATE	3	2	1	0.0-0	0.0-0
10/3/09	at Tennessee					
10/10/09	at Arkansas					
10/17/09	KENTUCKY					
10/24/09	at LSU					
10/31/09	OLE MISS					
11/7/09	FURMAN					
11/14/09	at Georgia					
11/27/09	ALABAMA					



MIKE

#26

McNEIL

S

6-2 · 201 · Jr. · 2L
Mobile, Ala. (W.P. Davidson)
Communications

2009 — Has not played.

McNEIL'S CAREER DEFENSIVE STATS

YEAR	G/GS	TT	UT	AT	TFL-YDS	QBS-YDS	FF/FR	PD	I/YDS
2007	13/0	35	22	13	0.5-1	0.0-0	0/0	0	0/0
2008	12/12	75	42	23	3.0-9	1.0-4	0/1	2	0/0
2009	0/0	0	0	0	0.0-0	0.0-0	0/0	0	0/0
Totals	25/12	100	64	36	3.5-10	1.0-4	0/1	2	0/0

McNEIL'S CAREER GAME HIGH STATS

	No.	Opponent	Date
Tackles	9	3x (last vs. Arkansas)	10/11/08

McNEIL'S GAME-BY-GAME DEFENSIVE STATS

DATE	OPPONENT	TT	UT	AT	PD	INT-YDS
9/5/09	LOUISIANA TECH					DID NOT PLAY
9/12/09	MISSISSIPPI STATE					DID NOT PLAY
9/19/09	WEST VIRGINIA					DID NOT PLAY
9/26/09	BALL STATE					
10/3/09	at Tennessee					
10/10/09	at Arkansas					
10/17/09	KENTUCKY					
10/24/09	at LSU					
10/31/09	OLE MISS					
11/7/09	FURMAN					
11/14/09	at Georgia					
11/27/09	ALABAMA					

The Players



MIKE SLADE #11 DB
 6-3 · 192 · So. · 1L
 Tallahassee, Fla. (Lincoln)
 Communications

2009 — Recorded three tackles in season opener vs. Louisiana Tech ... Had one tackle vs. Mississippi State.

SLADE' CAREER DEFENSIVE STATS

YEAR	G/GS	TT	UT	AT	TFL-YDS	QBS-YDS	FF/FR	PD	I/YDS
2008	12/0	8	2	6	0.0-0	0.0-0	0/0	0	0/0
2009	3/0	4	1	3	0.0-0	0.0-0	0/0	0	0/0
Totals	15/0	12	3	9	0.0-0	0.0-0	0/0	0	0/0

SLADE' GAME-BY-GAME DEFENSIVE STATS

DATE	OPPONENT	TT	UT	AT	PD	INT-YDS
9/5/09	LOUISIANA TECH	3	1	2	0	0-0
9/12/09	MISSISSIPPI STATE	1	0	1	0	0-0
9/19/09	WEST VIRGINIA	0	0	0	0	0-0
9/26/09	BALL STATE	DID NOT PLAY				
10/3/09	at Tennessee					
10/10/09	at Arkansas					
10/17/09	KENTUCKY					
10/24/09	at LSU					
10/31/09	OLE MISS					
11/7/09	FURMAN					
11/14/09	at Georgia					
11/27/09	ALABAMA					



ERIC SMITH #32 RB
 5-10 · 237 · So. · 1L
 Seffner, Fla. (Armwood HS)
 Liberal Arts

2009 — Started vs. Mississippi State and rushed for 8 yards on three carries ... Set career high with four receptions and 74 receiving yards vs. West Virginia ... Had long catch of 37 yards ... Rushed seven times for 47 yards against Ball State with a long run of 16 yards.

SMITH'S CAREER RUSHING STATS

YEAR	G/GS	NO	YDS	AVG	TD	LP/OPPONENT
2008	12/1	21	83	4.0	0	19/Louisiana-Monroe
2009	3/2	10	55	5.5	0	16/Ball State
Totals	14/3	31	146	4.7	0	19/Louisiana-Monroe

SMITH'S GAME-BY-GAME RUSHING STATS

DATE	OPPONENT	ATT	YDS	Avg.	TD	TD Runs
9/5/09	LOUISIANA TECH	DID NOT PLAY				
9/12/09	* MISSISSIPPI STATE	3	8	2.7	0	--
9/19/09	* WEST VIRGINIA	0	0	0.0	0	--
9/26/09	BALL STATE	7	47	6.7	0	--
10/3/09	at Tennessee					
10/10/09	at Arkansas					
10/17/09	KENTUCKY					
10/24/09	at LSU					
10/31/09	OLE MISS					
11/7/09	FURMAN					
11/14/09	at Georgia					
11/27/09	ALABAMA					



VANCE SMITH #55 OL
 6-2 · 281 · So. · 1L
 Pace, Fla. (Pace)
 Education

2009 — Saw playing time vs. Louisiana Tech in season opener ... Did not allow a sack in limited action vs. Mississippi State and totaled one knockdown block.



CRAIG STEVENS #46 LB
 6-3 · 223 · Jr. · 2L
 Tallahassee, Fla. (Lincoln)
 Business Management

Career — Has started 16 consecutive games.

2009 — T-seventh in SEC in Tackles Per Game, 8.0 tpg ... Tied for 11th in SEC in TFLs per game, 1.0 ... Named SEC Defensive Player of the Week (9/21) ... Started at linebacker in season opener vs. Louisiana Tech and tied career high eight tackles ... Also had 1.5 TFLs (minus 3 yards) and 1.0 sack (minus 2 yards) ... Sack was first of career ... Against Mississippi State, had 2.0 TFLs (minus 4 yards) with seven tackles, four solo ... Picked off first career pass and returned it 15 yards for first career TD vs. West Virginia ... INT gave Auburn 41-30 lead with 3:20 left in game ... Also had career-high 11 tackles, eight solo, vs. WVA ... Against Ball State, racked up half a sack (minus 12 yards), one forced fumble, one QB hurry and six total tackles, with four solo stops ... Forced fumble was first since 2007 (Mississippi State).

STEVENS' CAREER DEFENSIVE STATS

YEAR	G/GS	TT	UT	AT	TFL-YDS	QBS-YDS	FF/FR	PD	I/YDS
2006	3/0	6	3	3	1.0-1	0.0-0	0/0	0	0-0
2007	10/8	35	20	15	0.0-0	0.0-0	1/0	1	0-0
2008	12/12	54	31	23	0.5-1	0.0-0	0/1	2	0-0
2009	4/4	32	22	10	4.0-19	1.5-14	1/0	2	1-15
Totals	29/24	127	76	51	5.5-21	1.5-44	2/1	5	1-15

STEVENS' CAREER GAME HIGH STATS

	No.	Opponent	Date
Tackles	11	West Virginia	9/19/09
Sacks	1.0	Louisiana Tech	9/5/09
TFL	2.0	Mississippi State	9/12/09

The Players

STEVENS' GAME-BY-GAME DEFENSIVE STATS

DATE	OPPONENT	TT	UT	AT	TFL-YDS	QBS-YDS
9/5/09	* LOUISIANA TECH	8	6	2	1.5-3	1.0-2
9/12/09	* MISSISSIPPI STATE	7	4	3	2.0-4	0.0-0
9/19/09	* WEST VIRGINIA	11	8	3	0.0-0	0.0-0
9/26/09	* BALL STATE	6	4	2	0.5-12	0.5-12
10/3/09	at Tennessee					
10/10/09	at Arkansas					
10/17/09	KENTUCKY					
10/24/09	at LSU					
10/31/09	OLE MISS					
11/7/09	FURMAN					
11/14/09	at Georgia					
11/27/09	ALABAMA					
11/29/08	at Alabama					



JOHN SULLEN #71 OL

6-6 · 346 · Fr. · HS
Auburn, Ala. (Auburn)
Undecided

2009 — Saw game action in season opener vs. Louisiana Tech ... Did not give up a sack in limited action vs. Mississippi State ... Made first career start against Ball State ... Totaled 2.5 knockdown blocks against Ball State.



BEN TATE #44 RB

5-11 · 218 · Sr. · 3L
Newark, Md. (Snow Hill)
Graduate

CAREER — Six 100-yard rushing games, including two 150-yard rushing games (156 vs. Tulane, 2006 & 157 vs. Mississippi State, 2009) ... 13th player in AU history to record 2,000 yards rushing ... Ninth on career rushing list with 2,371 yards ... Needs 56 yards to tie Stacey Danley (1987-90) for 8th with 2,427 yards.

2009 — Maxwell Outstanding Player Award watch list ... Leads SEC/17th in NCAA in rushing with 119.0 ypg ... Sixth in SEC/54th in NCAA in all-purpose yards, 125.8 ypg ... Rushed for 117 yards on 20 carries in season opener vs. Louisiana Tech ... Also had a pair of pass receptions for 10 yards vs. Tech ... Set career best with 157 rushing yards vs. Mississippi State ... Also had one rushing TD from 35-yards out ... Ran 19 times for 75 yards with a long rush of 16 yards vs. West Virginia ... Against Ball State, netted 63 yards rushing on 13 attempts and grabbed three passes for 18 yards ... Returned two kickoffs for 58 yards, with a long of 36 yards ... Led Tigers with 139 all-purpose yards vs. Ball State.

TATE'S CAREER RUSHING STATS

YEAR	G/GS	NO	YDS	AVG	TD	LP/OPPONENT
2006	9/0	54	392	7.3	3	42/Buffalo
2007	13/7	202	903	4.5	8	44/Vanderbilt
2008	12/2	159	664	4.2	3	49/Louisiana-Monroe
2009	4/3	72	412	5.7	1	35/Mississippi State
Totals	38/12	487	2,371	4.9	15	49/Louisiana-Monroe

TATE'S CAREER GAME HIGH STATS

	No.	Opponent	Date
Rush Attempts	27	Vanderbilt	10/4/06
Rush Yards	157	Mississippi State	9/12/09
Rush TDs	2	Buffalo	9/23/06

TATE'S GAME-BY-GAME RUSHING STATS

DATE	OPPONENT	ATT	YDS	Avg.	TD	TD Runs
9/5/09	* LOUISIANA TECH	20	117	5.8	0	--
9/12/09	MISSISSIPPI STATE	20	157	7.8	1	35
9/19/09	* WEST VIRGINIA	19	75	3.9	0	--
9/26/09	* BALL STATE	13	63	4.8	0	--
10/3/09	at Tennessee					
10/10/09	at Arkansas					
10/17/09	KENTUCKY					
10/24/09	at LSU					
10/31/09	OLE MISS					
11/7/09	FURMAN					
11/14/09	at Georgia					
11/27/09	ALABAMA					



NEIKO THORPE #15 DB

6-2 · 176 · So. · 1L
Tucker, Ga. (HS)
Liberal Arts

2009 — Tied for ninth in SEC in passes defended per game, 1.0 pdg ... Started at cornerback in season opener vs. Louisiana Tech ... Broke up one pass and recorded three solo tackles vs. Tech ... Tied career high with seven tackles, five solo, in victory over Mississippi State ... Intercepted a pass, broke-up two passes and had seven tackles vs. West Virginia ... The pick vs. WVA ended a scoring threat at the AU 25-yard line ... Against Ball State, totaled six tackles with five solo stops ... Has had six or more tackles in three of four games.

THORPE'S CAREER DEFENSIVE STATS

YEAR	G/GS	TT	UT	AT	TFL-YDS	QBS-YDS	FF/FR	PD	I/YDS
2008	11/1	29	20	9	0.0-0	0.0-0	1/0	6	2-101
2009	4/4	23	18	5	0.0-0	0.0-0	0/0	2	1-22
Totals	15/5	52	38	14	0.0-0	0.0-0	0/0	2	3-123

THORPE'S CAREER GAME HIGH STATS

	No.	Opponent	Date
Tackles	7	4x (last vs. West Virginia)	9/19/09
Interceptions	1	3x (last vs. West Virginia)	9/19/09

THORPE'S GAME-BY-GAME DEFENSIVE STATS

DATE	OPPONENT	TT	UT	AT	PD	INT-YDS
9/5/09	* LOUISIANA TECH	3	3	0	1	0-0
9/12/09	* MISSISSIPPI STATE	7	5	2	0	0-0
9/19/09	* WEST VIRGINIA	7	5	2	2	1-22
9/26/09	* BALL STATE	6	5	1	0	0-0
10/3/09	at Tennessee					
10/10/09	at Arkansas					
10/17/09	KENTUCKY					
10/24/09	at LSU					
10/31/09	OLE MISS					
11/7/09	FURMAN					
11/14/09	at Georgia					
11/27/09	ALABAMA					

The Players



CHRIS #12

TODD QB

6-4 · 210 · Sr. · 1L
 Elizabethtown, Ky (Elizabethtown/Hutchinson CC)
 Graduate



TOMMY #5

TROTT TE

6-5 · 243 · Sr. · 3L
 Montgomery, Ala. (Trinity Presbyterian)
 Graduate

2009 — Set career best with 255 passing yards in season-opening win vs. Louisiana Tech ... Threw TD passes of 93 and 17 yards ... The 93-yard TD pass to Terrell Zachery set AU record for longest offensive play ... Completed 65 percent of passes (17-of-26) vs. Tech ... Threw for 186 yards, hitting 10-of-23 pass attempts in victory over Mississippi State ... Threw four TD passes and 284 yards in win vs. West Virginia ... Had long pass of 82 yards vs. WVA ... Tied AU record and set career-high with five TD passes against Ball State ... Shares record with former AU QB Daniel Cobb who threw five TD passes against Louisiana Tech in 2001 ... Against Ball State, Todd hit 19-of-26 pass attempts for career-high 287 yards and long pass completion of 65 yards to Terrell Zachery ... Has at least one completion of 60 yards or more in three of four games.

SEC/NCAA Rankings:

Passing Avg/Game: 2nd, 253.0 ypg
 Total Offense: 2nd, 252.0 ypg / 32nd NCAA
 Pass Efficiency: 3rd, 171.0/6th NCAA

TODD'S CAREER PASSING STATS

YEAR	G/GS	CMP	ATT	PCT	YDS	INT	TD	LP/OPPONENT
2006 (TTU)	5/0	25	35	71.4	241	0	1	48/SE Louisiana
2008	7/5	86	156	55.1	903	6	5	58/LSU
2009	4/4	62	106	58.5	1,012	1	11	93/Louisiana Tech
Totals	16/9	173	297	58.2	2,154	7	17	93/Louisiana Tech

TODD'S CAREER GAME PASSING HIGHS

	No.	Opponent	Date
Completions	21	Southern Miss	9/6/08
Attempts	32	LSU	9/20/08
Yards	287	Ball State	9/26/09
Touchdowns	5	Ball State	9/26/09
Interceptions	2	LSU	9/20/08

TODD'S GAME-BY-GAME PASSING STATS

DATE	OPPONENT	CMP	ATT	YDS	INT	TD	TD Pass
9/5/09	* LOUISIANA TECH	17	26	255	0	2	93, 17
9/12/09	* MISSISSIPPI STATE	10	23	186	0	0	--
9/19/09	* WEST VIRGINIA	16	31	284	1	4	16, 4, 82, 17
9/26/09	* BALL STATE	19	26	287	0	5	6, 46, 65, 26, 36
10/3/09	at Tennessee						
10/10/09	at Arkansas						
10/17/09	KENTUCKY						
10/24/09	at LSU						
10/31/09	OLE MISS						
11/7/09	FURMAN						
11/14/09	at Georgia						
11/27/09	ALABAMA						

2009 — *John Mackey Tight End Award* watch list ... Started at tight end but did not record a catch in season opener vs. Louisiana Tech ... Did not record a catch before leaving with knee injury vs. Mississippi State ... Caught two passes for 20 yards with a long catch of 11 yards vs. West Virginia ... Had one catch vs. Ball State, a 6-yard TD reception in first quarter ... TD grab was first since 2006 (Tulane).

TROTT'S CAREER RECEIVING STATS

YEAR	G/GS	NO	YDS	AVG	TD	LP/OPPONENT
2005	2/0	0	0	0.0	0	-
2006	13/9	10	94	9.4	2	27/Tulane
2007	13/2	4	35	8.8	0	16/Vanderbilt
2008	11/11	20	201	10.1	0	33/Arkansas
2009	4/3	3	26	8.7	1	11/West Virginia
Totals	43/25	37	356	9.6	3	33/Arkansas

TROTT'S CAREER GAME HIGH STATS

	No.	Opponent	Date
Receptions	4	2x (last vs. Ole Miss)	11/1/08
Rec. Yards	44	Southern Miss	9/6/08
Rec. TDs	1	3x (last vs. Ball State)	9/26/09

TROTT'S GAME-BY-GAME STATS

DATE	OPPONENT	REC	YDS	AVG	TD	TD REC
9/5/09	* LOUISIANA TECH	0	0	0.0	0	--
9/12/09	* MISSISSIPPI STATE	0	0	0.0	0	--
9/19/09	* WEST VIRGINIA	2	20	10.0	0	--
9/26/09	BALL STATE	1	6	6.0	1	6
10/3/09	at Tennessee					
10/10/09	at Arkansas					
10/17/09	KENTUCKY					
10/24/09	at LSU					
10/31/09	OLE MISS					
11/7/09	FURMAN					
11/14/09	at Georgia					
11/27/09	ALABAMA					



DEMOND #14

WASHINGTON DB

5-9 · 185 · Jr. · JC
 Tallassee, Ala. (Mississippi Gulf Coast CC)
 Undecided

2009 — Had one QB hurry and registered two tackles vs. Louisiana Tech ... Recorded two assisted tackles with one QB hurry in SEC opener vs. Mississippi State ... Notched first career sack, for minus 12 yards, to go with five total tackles and one QB hurry vs. West Virginia ... Broke up one pass and totaled two tackles against Ball State.


WASHINGTON'S CAREER DEFENSIVE STATS

YEAR	G/GS	TT	UT	AT	TFL-YDS	QBS-YDS	FF/FR	PD	I/YDS
2009	4/0	11	6	5	1.0-12	1.0-12	0/0	1	0/0

The Players

WASHINGTON'S GAME-BY-GAME DEFENSIVE STATS

DATE	OPPONENT	TT	UT	AT	PD	INT-YDS
9/5/09	LOUISIANA TECH	2	1	1	0	0-0
9/12/09	MISSISSIPPI STATE	2	0	2	0	0-0
9/19/09	WEST VIRGINIA	5	3	2	0	0-0
9/26/09	BALL STATE	2	2	0	1	0-0
10/3/09	at Tennessee					
10/10/09	at Arkansas					
10/17/09	KENTUCKY					
10/24/09	at LSU					
10/31/09	OLE MISS					
11/7/09	FURMAN					
11/14/09	at Georgia					
11/27/09	ALABAMA					



TERRELL #81
ZACHERY WR
6-1 · 203 · Jr. · 1L
Wadley, Ala. (Wadley)
Public Administration

2009 — Earned first career start in season opener vs. Louisiana Tech ... Hauled in 93-yard TD pass from QB Chris Todd that set AU record for longest offensive play in school history ... Finished with 3 catches for 98 yards vs. Tech ... Hauled in two passes for 41 yards, with a long reception of 33 yards, in victory over Mississippi State ... Caught one pass for 15 yards and returned three kickoffs for 49 yards vs. West Virginia ... Set career-high with 122 receiving yards, five receptions and a pair of TD's in victory over Ball State ... Had TD catches of 46 and 65 yards ... Is averaging 68.0 yards per TD catch this season.

ZACHERY'S CAREER RECEIVING STATS

YEAR	G/GS	NO	YDS	AVG	TD	LP/OPPONENT
2007	1/0	0	0	0.0	0	NA
2008	12/0	2	24	12.0	0	17/Southern Miss
2009	4/3	11	276	25.1	3	93/Louisiana Tech
Totals	17/3	13	300	23.1	3	93/Louisiana Tech

ZACHERY'S GAME-BY-GAME RECEIVING STATS

DATE	OPPONENT	REC	YDS	AVG	TD	TD REC
9/5/09	* LOUISIANA TECH	3	98	32.7	1	93
9/12/09	MISSISSIPPI STATE	2	41	20.5	0	--
9/19/09	* WEST VIRGINIA	1	15	15.0	0	--
9/26/09	* BALL STATE	5	122	24.4	2	46, 65
10/3/09	at Tennessee					
10/10/09	at Arkansas					
10/17/09	KENTUCKY					
10/24/09	at LSU					
10/31/09	OLE MISS					
11/7/09	FURMAN					
11/14/09	at Georgia					
11/27/09	ALABAMA					



LEE #73
ZIEMBA OL
6-8 · 308 · Jr. · 2L
Rogers, Ark. (Rogers)
History

Career — Has started 28 consecutive games on the offensive line.

2009 — Started at tackle in season opener vs. Louisiana Tech and recorded eight knockdown blocks .. Did not allow a sack on 27 pass attempts vs. Tech ... Against Mississippi State, did not allow a sack in 24 pass attempts and had a team-high 9.5 knockdown blocks ... Led offensive line with nine knockdown blocks vs. West Virginia ... Played every offensive snap vs. Mountaineers ... Had a pair of knockdown blocks vs. Ball State ... Has 28.5 knockdown blocks for the season.

Auburn Career Records Update

Rushing Yardage

Player	Seasons	Att	Avg	Yards
1. Bo Jackson	1982-85	650	6.62	4303
2. Carnell Williams	2001-04	741	5.17	3831
3. James Brooks	1977-80	621	5.67	3523
4. Joe Cribbs	1976-79	657	5.13	3368
5. Stephen Davis	1993-95	488	5.76	2811
6. Brent Fullwood	1983-86	390	7.15	2789
7. Ronnie Brown	2000-04	513	5.28	2707
8. Stacy Danley	1987-90	526	4.61	2427
9. Ben Tate	2006-pres.	487	4.87	2371
10. James Joseph	1986-90	452	5.17	2264
11. Kenny Irons	2005-06	454	4.81	2186
12. James Bostic	1991-93	396	5.26	2084
13. Lionel James	1980-83	348	6.14	2068
14. Secdrick McIntyre	1973-76	462	4.31	1992
15. Fob James	1952-55	317	6.03	1913
16. Phil Gargis	1973-76	456	4.13	1884
17. Tommie Agee	1983-86	356	4.87	1735
18. Jimmy Sidle	1962-64	326	5.22	1703
19. Brad Lester	2004-pres.	371	4.55	1689
20. Joe Childress	1953-55	321	5.19	1667
21. Curtis Kuykendall	1944-45	217	7.46	1619
22. Rudi Johnson	2000	324	4.84	1567
23. Terry Henley	1970-72	343	4.47	1534
23. Tommy Lorino	1956-58	227	6.55	1486
25. Monk Gafford	1940-42	221	6.40	1414
26. Mitzi Jackson	1973-75	243	5.65	1373
27. William Andrews	1976-78	267	5.04	1347
28. Ed Dyas	1958-60	261	4.97	1298
29. Tom Bryan	1964-66	265	4.32	1144
30. George Peoples	1978-81	239	4.54	1085
31. Tucker Frederickson	1962-64	260	4.15	1079
32. Bobby Hoppe	1955-57	194	5.56	1078
33. Charlie Hataway	1951-53	282	3.74	1055

Field Goals Made

Player	Seasons	Pct	FGA	FGM
1. John Vaughn	2003-06	.725	69	50
2. Damon Duval	1999-02	.608	74	45
Win Lyle	1987-89	.763	59	45
4. Al Del Greco	1980-83	.609	69	42
Jorge Portela	1977-79	.613	62	38
6. Wes Byrum	2007-pres.	.708	48	34
Scott Etheridge	1992-93	.791	43	34
8. Jim Von Wyl	1990-91	.667	48	32
9. John Riley	1967-69	.492	63	31
10. Jaret Holmes	1996-97	.730	37	27

Field Goal Percentage (Min. 10 Made)

Player	Seasons	FGM	FGA	Pct
1. Scott Etheridge	1992-93	34	43	.791
2. Matt Hawkins	1994-95	26	33	.788
3. Win Lyle	1987-89	45	59	.763
4. Jaret Holmes	1996-97	27	37	.730
5. John Vaughn	2003-06	50	69	.725
6. Wes Byrum	2007-pres.	34	48	.708
Ed Dyas	1958-60	17	24	.708
8. Gardner Jett	1970-72	23	34	.676
9. Jim Von Wyl	1990-91	32	48	.667
Robert McGinty	1984	12	18	.667

Punting Average (Min. 50 punts)

Player	Seasons	No	Yards	Avg
1. Terry Daniel	1992-94	169	7522	44.51
2. Kody Bliss	2003-06	202	8861	43.87
3. Damon Duval	1999-02	227	9842	43.36
4. Jaret Holmes	1996-97	110	4676	42.51
5. Skip Johnston	1977-79	172	7220	41.98
6. Clinton Durst	2008-pres.	83	3480	41.93
7. Brian Shulman	1986-88	157	6580	41.91
8. Lewis Colbert	1982-85	244	10179	41.72
9. Ryan Shoemaker	2007-pres.	56	2328	41.57
10. Tommy Lunceford	1965-67	171	7017	41.04

Quarterback Sacks (from 1981)

Player	Seasons	Total Yds.	Sacks
1. Quentin Groves	2004-07	169	26.0
Gerald Robinson	1982-85	150	26.0
3. Tracy Rocker	1985-88	146	21.0
Craig Olgetree	1986-89	117	21.0
5. Reggie Torbor	2000-03	128	18.5
6. Antonio Coleman	2006-pres.	99	17.0
Leonardo Carson	1996-99	123	17.0
Willie Whitehead	1991-94	108	17.0
9. Marcus Washington	1994-96	108	16.0
Gary Walker	1993-94	95	16.0

2009 Auburn Football Statistics

RECORD.....	OVERALL	HOME	AWAY	NEUTRAL
ALL GAMES	4-0	4-0	0-0	0-0
CONFERENCE	1-0	1-0	0-0	0-0
NON-CONFERENCE	3-0	3-0	0-0	0-0

DATE	OPPONENT	W/L	SCORE	ATTEND
09/05/2009	LOUISIANA TECH	W	37-13	81,143
09/12/2009	MISSISSIPPI STATE*	W	49-24	85,269
09/19/2009	WEST VIRGINIA	W	41-30	87,451
09/26/2009	BALL STATE	W	54-30	83,118

TEAM STATISTICS	AU	OPP
SCORING	181	97
Points Per Game	45.2	24.2
FIRST DOWNS	97	75
Rushing	52	33
Passing	40	32
Penalty	5	10
RUSHING YARDAGE	1045	616
Yards gained rushing	1106	734
Yards lost rushing	61	118
Rushing Attempts	186	158
Average Per Rush	5.6	3.9
Average Per Game	261.2	154.0
TDs Rushing	9	6
PASSING YARDAGE	1060	695
Comp-Att-Int	66-113-2	71-125-8
Average Per Pass	9.4	5.6
Average Per Catch	16.1	9.8
Average Per Game	265.0	173.8
TDs Passing	12	4
TOTAL OFFENSE	2105	1311
Total Plays	299	283
Average Per Play	7.0	4.6
Average Per Game	526.2	327.8
KICK RETURNS: #-Yards	22-448	28-636
PUNT RETURNS: #-Yards	9-26	2-37
INT RETURNS: #-Yards	8-79	2-34
KICK RETURN AVERAGE	20.4	22.7
PUNT RETURN AVERAGE	2.9	18.5
INT RETURN AVERAGE	9.9	17.0
FUMBLES-LOST	8-3	6-4
PENALTIES-Yards	27-250	21-187
Average Per Game	62.5	46.8
PUNTS-Yards	14-533	18-765
Average Per Punt	38.1	42.5
Net punt average	32.6	41.1
TIME OF POSSESSION/Game	27:45	32:15
3RD-DOWN Conversions	27/54	25/58
3rd-Down Pct	50%	43%
4TH-DOWN Conversions	1/5	2/5
4th-Down Pct	20%	40%
SACKS BY-Yards	10-74	2-9
MISC YARDS	0	0
TOUCHDOWNS SCORED	23	11
FIELD GOALS-ATTEMPTS	6-6	7-7
ON-SIDE KICKS	0-0	0-0
RED-ZONE SCORES	14-15 93%	14-15 93%
RED-ZONE TOUCHDOWNS	12-15 80%	8-15 53%
PAT-ATTEMPTS	23-23 100%	10-11 91%
ATTENDANCE	336981	0
Games/Avg Per Game	4/84245	0/0
Neutral Site Games	0/0	0/0

SCORE BY QUARTERS	1st	2nd	3rd	4th	Total
Auburn	41	53	45	42	181
Opponents	35	23	19	20	97

RUSHING	GP	Att	Gain	Loss	Net	Avg	TD	Long	Avg/G
Ben Tate	4	72	421	9	412	5.7	1	35	103.0
Onterio McCalebb	4	54	379	14	365	6.8	3	62	91.2
Mario Fannin	4	10	79	4	75	7.5	0	23	18.8
Kodi Burns	4	25	77	10	67	2.7	4	11	16.8
Eric Smith	3	10	58	3	55	5.5	0	16	18.3
Neil Caudle	3	1	52	0	52	52.0	1	52	17.3
Terrell Zachery	4	3	25	0	25	8.3	0	10	6.2
Davis Hooper	1	2	1	2	-1	-0.5	0	1	-1.0
TEAM	1	1	0	2	-2	-2.0	0	0	-2.0
Chris Todd	4	8	14	17	-3	-0.4	0	6	-0.8
Total	4	186	1106	61	1045	5.6	9	62	261.2
Opponents	4	158	734	118	616	3.9	6	71	154.0

PASSING	G	Effic	Cmp-Att-Int	Pct	Yds	TD	Lng	Avg/G
Chris Todd	4	171.05	62-106-1	58.5	1012	11	93	253.0
Kodi Burns	4	193.40	2-4-0	50.0	29	1	16	7.2
Neil Caudle	3	53.20	2-3-1	66.7	19	0	14	6.3
Total	4	168.71	66-113-2	58.4	1060	12	93	265.0
Opponents	4	101.26	71-125-8	56.8	695	4	58	173.8

RECEIVING	G	No.	Yds	Avg	TD	Long	Avg/G
Darvin Adams	4	20	334	16.7	5	30	83.5
Mario Fannin	4	13	222	17.1	2	82	55.5
Terrell Zachery	4	11	276	25.1	3	93	69.0
Ben Tate	4	6	33	5.5	0	9	8.2
Eric Smith	3	4	74	18.5	0	37	24.7
Tommy Trott	4	3	26	8.7	1	11	6.5
Jay Wisner	4	2	40	20.0	0	24	10.0
Philip Lutzenkirchen	4	2	27	13.5	1	14	6.8
Travante Stallworth	4	2	21	10.5	0	16	5.2
Kodi Burns	4	2	10	5.0	0	8	2.5
Onterio McCalebb	4	1	-3	-3.0	0	0	-0.8
Total	4	66	1060	16.1	12	93	265.0
Opponents	4	71	695	9.8	4	58	173.8

PUNT RETURNS	No.	Yds	Avg	TD	Long
Anthony Gulley	5	24	4.8	0	17
Demond Washington	3	7	2.3	0	9
Mario Fannin	1	-5	-5.0	0	0
Total	9	26	2.9	0	17
Opponents	2	37	18.5	1	10

INTERCEPTIONS	No.	Yds	Avg	TD	Long
T'Sharvan Bell	1	0	0.0	0	0
Jake Ricks	1	21	21.0	0	21
Daren Bates	1	0	0.0	0	0
Neiko Thorpe	1	22	22.0	0	22
Josh Bynes	1	5	5.0	0	5
Walter McFadden	1	-4	-4.0	0	0
Craig Stevens	1	15	15.0	1	15
Antonio Coleman	1	20	20.0	1	20
Total	8	79	9.9	2	22
Opponents	2	34	17.0	0	21

KICK RETURNS	No.	Yds	Avg	TD	Long
Onterio McCalebb	8	162	20.2	0	28
Mario Fannin	5	119	23.8	0	33
Terrell Zachery	3	49	16.3	0	19
Ben Tate	2	58	29.0	0	36
Tommy Trott	1	7	7.0	0	7
Anthony Gulley	1	24	24.0	0	24
Eric Smith	1	3	3.0	0	3
Harry Adams	1	26	26.0	0	26
Total	22	448	20.4	0	36
Opponents	28	636	22.7	0	44

FUMBLE RETURNS	No.	Yds	Avg	TD	Long
Total	0	0	0.0	0	0
Opponents	0	0	0.0	0	0

2009 Auburn Football Statistics

SCORING	TD	FGs	PATs					DXP	Saf	Points
			Kick	Rush	Rcv	Pass	Pass			
Wes Byrum	.0	6-6	23-23	0-0	0	0-0	0	0	41	
Darvin Adams	.5	0-0	0-0	0-0	0	0-0	0	0	30	
Kodi Burns	.4	0-0	0-0	0-0	0	0-0	0	0	24	
Onterio McCalebb	.3	0-0	0-0	0-0	0	0-0	0	0	18	
Terrell Zachery	.3	0-0	0-0	0-0	0	0-0	0	0	18	
Mario Fannin	.2	0-0	0-0	0-0	0	0-0	0	0	12	
Antonio Coleman	.1	0-0	0-0	0-0	0	0-0	0	0	6	
Ben Tate	.1	0-0	0-0	0-0	0	0-0	0	0	6	
Lutzenkirchen	.1	0-0	0-0	0-0	0	0-0	0	0	6	
Neil Caudle	.1	0-0	0-0	0-0	0	0-0	0	0	6	
Craig Stevens	.1	0-0	0-0	0-0	0	0-0	0	0	6	
Tommy Trott	.1	0-0	0-0	0-0	0	0-0	0	0	6	
Josh Bynes	.0	0-0	0-0	0-0	0	0-0	0	1	2	
Total	.23	6-6	23-23	0-0	0	0-0	0	1	181	
Opponents	.11	7-7	10-11	0-0	0	0-0	0	0	97	

TOTAL OFFENSE	.G	Plays	Rush	Pass	Total	Avg/G
Chris Todd	.4	114	-3	1012	1009	252.2
Ben Tate	.4	72	412	0	412	103.0
Onterio McCalebb	.4	54	365	0	365	91.2
Kodi Burns	.4	29	67	29	96	24.0
Mario Fannin	.4	10	75	0	75	18.8
Neil Caudle	.3	4	52	19	71	23.7
Eric Smith	.3	10	55	0	55	18.3
Terrell Zachery	.4	3	25	0	25	6.2
Davis Hooper	.1	2	-1	0	-1	-1.0
TEAM	.1	1	-2	0	-2	-2.0
Total	.4	299	1045	1060	2105	526.2
Opponents	.4	283	616	695	1311	327.8

FIELD GOALS	FGM-FGA	Pct	01-19	20-29	30-39	40-49	50-99	Lg	Bk
Wes Byrum	6-6	100.0	0-0	1-1	1-1	4-4	0-0	49	0

FG SEQUENCE	Auburn	OPPONENTS
Louisiana Tech	(25),(49),(47)	(20),(46)
Mississippi State	--	(29)
West Virginia	(46),(42)	(28)
Ball State	(32)	(33),(37),(33)

Numbers in parentheses indicate field goal was made.

PUNTING	No.	Yds	Avg	Long	TB	FC	I20	Blkd
Clinton Durst	.13	533	41.0	50	2	6	4	0
TEAM	.1	0	0.0	0	0	0	0	1
Total	.14	533	38.1	50	2	6	4	1
Opponents	.18	765	42.5	52	0	3	4	0

KICKOFFS	No.	Yds	Avg	TB	OB	Retn	Net	YdLn
Morgan Hull	.27	1722	63.8	1	3			
Wes Byrum	.5	329	65.8	0	0			
Total	.32	2051	64.1	1	3	636	43.6	26
Opponents	.23	1413	61.4	0	0	448	42.0	28

ALL PURPOSE	.G	Rush	Rec	PR	KOR	IR	Tot	Avg/G
Onterio McCalebb	.4	365	-3	0	162	0	524	131.0
Ben Tate	.4	412	33	0	58	0	503	125.8
Mario Fannin	.4	75	222	-5	119	0	411	102.8
Terrell Zachery	.4	25	276	0	49	0	350	87.5
Darvin Adams	.4	0	334	0	0	0	334	83.5
Eric Smith	.3	55	74	0	3	0	132	44.0
Kodi Burns	.4	67	10	0	0	0	77	19.2
Neil Caudle	.3	52	0	0	0	0	52	17.3
Anthony Guley	.4	0	0	24	24	0	48	12.0
Jay Wisner	.4	0	40	0	0	0	40	10.0
Tommy Trott	.4	0	26	0	7	0	33	8.2
Philip Lutzenkirchen	.4	0	27	0	0	0	27	6.8
Harry Adams	.4	0	0	0	26	0	26	6.5
Neiko Thorpe	.4	0	0	0	0	22	22	5.5
Jake Ricks	.4	0	0	0	0	21	21	5.2
Travante Stallworth	.4	0	21	0	0	0	21	5.2
Antonio Coleman	.4	0	0	0	0	20	20	5.0
Craig Stevens	.4	0	0	0	0	15	15	3.8
Demond Washington	.4	0	0	7	0	0	7	1.8
Josh Bynes	.4	0	0	0	0	5	5	1.2
Davis Hooper	.1	-1	0	0	0	0	-1	-1.0
TEAM	.1	-2	0	0	0	0	-2	-2.0
Chris Todd	.4	-3	0	0	0	0	-3	-0.8
Walter McFadden	.4	0	0	0	0	-4	-4	-1.0
Total	.4	1045	1060	26	448	79	2658	664.5
Opponents	.4	616	695	37	636	34	2018	504.5

2009 Auburn Football Statistics

Defensive Statistics

DEFENSIVE LEADERS	GP	-----Tackles-----			TFL/Yds	-Sacks- No-Yards	-----Pass Def-----			----Fumbles----		Bikd Kick	Saf
		Solo	Ast	Total			Int-Yds	BrUp	QBH	Rcv-Yds	FF		
17 Josh Bynes	4	22	12	34	1.0-3	.	1-5	1	1	1-0	.	.	1
46 Craig Stevens	4	22	10	32	4.0-19	1.5-14	1-15	1	3	.	1	.	.
15 Neiko Thorpe	4	18	5	23	.	.	1-22	3
4 Zac Etheridge	4	15	7	22	1.5-9	.	.	.	1	1-0	1	.	.
52 Antonio Coleman	4	8	11	19	4.5-18	2.5-12	1-20	1	4	1-0	.	.	.
25 Daren Bates	4	10	7	17	1.5-14	0.5-12	1-0	1	3
6 Walter McFadden	4	12	2	14	.	.	1-4	2
49 Michael Goggans	4	6	7	13	1.0-2	1.0-2	.	2	2
91 Jake Ricks	4	6	6	12	0.5-0	.	1-21	1	3	.	1	.	.
14 Demond Washington	4	6	5	11	1.0-12	1.0-12	.	1	3
93 Mike Blanc	4	4	5	9	2.5-12	2.5-12	.	.	3	.	1	.	.
90 Nick Fairley	4	4	5	9	1.0-3	.	.	.	4	1-0	.	.	.
58 Harris Gaston	4	3	6	9
31 Adam Herring	3	4	3	7	0.5-1
21 Eltoro Freeman	3	3	4	7	2
98 Zach Clayton	3	3	3	6	1.0-5
95 Dee Ford	4	2	4	6	1.5-11	1.0-10	.	.	5
97 Derrick Lykes	4	2	2	4	0.5-0
35 Jonathan Evans	4	2	2	4
11 Mike Slade	3	1	3	4
22 T'Sharvan Bell	4	4	.	4	.	.	1-0
45 Antoine Carter	1	2	1	3
24 D'Antoine Hood	1	3	.	3
8 Harry Adams	4	1	2	3
32 Eric Smith	3	1	2	3
56 Ashton Richardson	4	2	1	3
96 Chris Humphries	3	2	1	3	1.0-1
36 Wade Christopher	3	.	2	2	1
16 Ikeem Means	3	.	2	2
33 Gabe Barrett	2	1	1	2
20 Drew Cole	2	1	1	2
97 Clinton Durst	4	.	1	1
66 Mike Berry	4	.	1	1
38 Jason King	3	.	1	1
75 Andrew McCain	4	.	1	1
51 Watson Downs	2	.	1	1
83 Gabe McKenzie	4	1	.	1
73 Lee Ziemba	4	.	1	1
Total.....	4	171	128	299	23-110	10-74	8-79	13	35	4-0	4	.	1
Opponents.....	4	184	108	292	19.0-60	2-9	2-34	10	18	3-0	3	1	.

Special Teams Tackles

SPECIAL TEAMS	-----Tackles-----		
	Solo	Ast	Total
14 Demond Washington	3	3	6
15 Neiko Thorpe	4	1	5
56 Ashton Richardson	2	1	3
8 Harry Adams	1	2	3
11 Mike Slade	0	3	3
22 T'Sharvan Bell	2	0	2
32 Eric Smith	1	1	2
33 Gabe Barrett	1	1	2
46 Craig Stevens	1	1	2
36 Wade Christopher	0	2	2
58 Harris Gaston	0	2	2
4 Zac Etheridge	1	0	1
20 Drew Cole	0	1	1
25 Daren Bates	0	1	1
38 Jason King	0	1	1
95 Dee Ford	0	1	1
96 Chris Humphries	0	1	1

2009 Scoring Summaries

Plays	Yards	TOP	Qtr	Scoring Play
LOUISIANA TECH				
13	69	5:36	1	W. Byrum 25-yard field goal
10	66	3:27	1	K. Burns 1-yard run
3	29	0:23	2	W. Byrum 49-yard field goal
3	98	0:48	3	T. Zachery 93-yard pass from C. Todd
7	22	1:36	3	W. Byrum 47-yard field goal
9	72	3:07	4	D. Adams 17-yard pass from C. Todd
13	65	5:02	4	O. McCaleb 3-yard run
MISSISSIPPI STATE				
8	73	3:11	1	K. Burns 1-yard run
--	--	--	1	A. Coleman 20-yard interception return
5	80	1:36	2	O. McCaleb 48-yard run
8	78	1:13	2	K. Burns 1-yard run
7	81	2:51	3	P. Lutzenkirchen 13-yard pass from K. Burns
4	72	1:22	3	B. Tate 35-yard run
13	75	5:19	4	K. Burns 1-yard run
WEST VIRGINIA				
9	38	2:55	1	W. Byrum 46-yard field goal
6	45	1:50	1	D. Adams 16-yard pass from C. Todd
6	43	2:30	2	W. Byrum 42-yard field goal
11	68	3:24	2	D. Adams 4-yard pass from C. Todd
2	86	0:49	3	M. Fannin 82-yard pass from C. Todd
3	19	0:54	4	D. Adams 17-yard pass from C. Todd
--	--	--	4	C. Stevens 15-yard interception return
BALL STATE				
4	28	0:50	1	T. Trott 6-yard pass from C. Todd
6	78	1:50	2	T. Zachery 46-yard pass from C. Todd
--	--	--	2	J. Bynes safety
2	63	0:33	2	O. McCaleb 1-yard run
3	77	0:31	2	T. Zachery 65-yard pass from C. Todd
9	49	2:28	2	W. Byrum 32-yard field goal
10	76	3:21	3	D. Adams 26-yard pass from C. Todd
4	72	1:41	3	M. Fannin 36-yard pass from C. Todd
5	74	2:55	4	N. Caudle 52-yard run

Average Scoring Drive: Plays: 6.8 Yards: 62.8 Time: 2:18

2009 Starting Lineups

Offense

	WR	TE	LT	LG	C	RG	RT	WR	HB	QB	TB
LOUISIANA TECH	Zachery	Trott	Ziamba	Isom	Pugh	Berry	McCain	Adams	Fannin	Todd	Tate
MISSISSIPPI STATE	Burns	Trott	Ziamba	Isom	Pugh	Berry	McCain	Adams	E. Smith	Todd	McCaleb
WEST VIRGINIA	Zachery	Trott	Ziamba	Isom	Pugh	Berry	McCain	Hawthorne	E. Smith	Todd	Tate
BALL STATE	Zachery	Wisner (WR)	Ziamba	Sullen	Pugh	Berry	McCain	Adams	Fannin	Todd	Tate

at Tennessee

at Arkansas

KENTUCKY

at LSU

OLE MISS

FURMAN

at Georgia

ALABAMA

Defense

	LE	LT	NG	RE	LB	LB	LB	CB	S	S	CB
LOUISIANA TECH	Coleman	Fairley	Ricks	Goggans	Stevens	Bynes	Herring	McFadden	Etheridge	Bates	Thorpe
MISSISSIPPI STATE	Coleman	Blanc	Ricks	Goggans	Stevens	Bynes	Herring	McFadden	Etheridge	Bates	Thorpe
WEST VIRGINIA	Coleman	Blanc	Ricks	Goggans	Stevens	Bynes	Freeman	McFadden	Etheridge	Bates	Thorpe
BALL STATE	Coleman	Blanc	Ricks	Goggans	Stevens	Bynes	Freeman	McFadden	Etheridge	Bates	Thorpe

at Tennessee

at Arkansas

KENTUCKY

at LSU

OLE MISS

FURMAN

at Georgia

ALABAMA

2009 Game-By-Game Team Statistics

Game	Score	First Downs			Rushing No-Yds-TD	Passing			Total Off. Pl-Yds	Punts No-Avg	Fum. F/L	Penalties No-Yds	3rd Dns	Time of Poss
		Tot	Ru-Pa-Pe	C-A-I		Yds	TD							
Louisiana Tech at Auburn	13 37	19 27	6-8-5 17-9-1	37-6-0 52-301-2	18-33-1 17-27-0	149 255	1 2	70-245 79-556	6-38.3 2-41.0	3/1 3/2	3-30 8-87	5-14 8-13	31:23 28:37	
Mississippi State at Auburn	24 49	14 29	6-7-1 18-8-3	38-167-1 59-390-5	11-21-2 11-24-0	130 199	1 1	59-297 83-589	6-45.2 5-28.8	0/0 2/0	10-89 5-40	5-14 6-13	28:57 31:03	
West Virginia at Auburn	30 41	23 20	11-11-1 7-12-1	39-207-3 41-100-0	24-41-5 17-33-1	302 300	1 4	80-509 74-400	2-49.5 5-44.0	1/1 1/0	4-45 5-37	10-15 9-18	32:45 27:15	
Ball State at Auburn	30 54	19 21	10-6-3 10-11-0	44-146-2 34-254-2	18-30-0 21-29-1	114 306	1 5	74-260 63-560	4-41.2 2-43.5	2/2 2/1	4-23 9-86	5-15 4-10	35:56 24:04	
at Tennessee Auburn														
at Arkansas Auburn														
Kentucky at Auburn														
at LSU Auburn														
Ole Miss at Auburn														
Furman at Auburn														
at Georgia Auburn														
Alabama at Auburn														

Miscellaneous Statistics

Average Time of Possession (by Quarter)

	<u>1</u>	<u>2</u>	<u>3</u>	<u>4</u>	<u>Total</u>
AUBURN	7:08	6:03	6:12	8:20	27:44
Opponent	7:52	8:56	8:47	6:39	31:01

Third Down Conversions (by Quarter)

	<u>1</u>	<u>2</u>	<u>3</u>	<u>4</u>	<u>Total</u>
AUBURN	5 of 13	6 of 13	7 of 14	9 of 14	27 of 54
<i>Pct.</i>	38.5	46.2	50.0	64.3	50.0
Opponents	4 of 11	7 of 18	6 of 15	8 of 14	25 of 58
<i>Pct.</i>	36.4	38.9	40.0	57.1	43.1

Third Down Conversions (by Yardage)

<u>Yards to go</u>	<u>1-3</u>	<u>4-6</u>	<u>7-10</u>	<u>11+</u>	<u>Total</u>
AUBURN	12 of 16	8 of 13	5 of 17	2 of 8	27 of 54
<i>Pct.</i>	75.0	61.5	29.4	25.0	50.0
Opponents	8 of 15	8 of 12	7 of 24	2 of 7	25 of 58
<i>Pct.</i>	53.3	66.7	29.2	28.6	43.1

Turnovers

Takeaways — 12, Giveaways — 4
 Difference — +8
 Points Off TOs — AU 45, Opp. 13
 Points Off TOs/Game — AU 11.3, Opp. 3.3

Kickoffs

Kickoffs — 32
 Byrum — 5 KO, 0 TB, 0 OB
 Hull — 27 KO, 1 TB, 3 OB
 Touchbacks — 1
 Out of Bounds — 3
 Opp. Returns — 28 for 636 yards (22.7)
 On-side kicks — 0-for-0

Red Zone

AU Scores/Times in Red Zone: 14/15 (.933)
 AU TDs/Times in Red Zone: 12/15 (.800)
 Scores (14): 12 TD, 2 FG
 Non-Scores (1): Fumble
 Opp. Scores/Times in Red Zone: 14/15 (.933)
 Opp. TDs/Times in Red Zone: 8/15 (.533)
 Scores (14): 8 TD, 6 FG
 Non-Scores (1): INT

2009 Game-By-Game Individual Statistics

Rushing

<u>No.-Yds, TD</u>	<u>#18 Burns</u>	<u>#27 Fannin</u>	<u>#23 McCalebb</u>	<u>#32 Smith</u>	<u>#44 Tate</u>	<u>#12 Todd</u>
LOUISIANA TECH	8-23, 1	0-0, 0	22-148, 1	DNP	20-117, 0	1-3, 0
MISSISSIPPI STATE	9-32, 3	9-75, 0	16-114, 1	3-8, 0	20-157, 1	1-6, 0
WEST VIRGINIA	7-10, 0	1-0, 0	8-20, 0	0-0, 0	19-75, 0	5-(-14), 0
BALL STATE	1-2, 0	0-0, 0	8-83, 1	7-47, 0	13-63, 0	1-2, 0
at Tennessee						
at Arkansas						
KENTUCKY						
at LSU						
OLE MISS						
FURMAN						
at Georgia						
ALABAMA						

Receiving

<u>No.-Yds, TD</u>	<u>#89 Adams</u>	<u>#3 Benton</u>	<u>#80 Blake</u>	<u>#18 Burns</u>	<u>#27 Fannin</u>	<u>#13 Hawthorne</u>	<u>#81 Zachery</u>
LOUISIANA TECH	4-65, 1	0-0, 0	0-0, 0	0-0, 0	8-82, 0	DNP	3-98, 1
MISSISSIPPI STATE	5-116, 0	0-0, 0	DNP	1-2, 0	1-3, 0	DNP	2-41, 0
WEST VIRGINIA	6-80, 3	0-0, 0	DNP	1-8, 0	1-82, 1	0-0, 0	1-15, 0
BALL STATE	5-73, 1	0-0, 0	0-0, 0	0-0, 0	3-55, 1	0-0, 0	5-122, 2
at Tennessee							
at Arkansas							
KENTUCKY							
at LSU							
OLE MISS							
FURMAN							
at Georgia							
ALABAMA							

<u>No.-Yds, TD</u>	<u>#43 Lutzenkirchen</u>	<u>#5 Trott</u>	<u>#23 McCalebb</u>	<u>#32 Smith</u>	<u>#44 Tate</u>
LOUISIANA TECH	0-0, 0	0-0, 0	0-0, 0	DNP	2-10, 0
MISSISSIPPI STATE	1-13, 1	0-0, 0	0-0, 0	0-0, 0	0-0, 0
WEST VIRGINIA	0-0, 0	2-20, 0	0-0, 0	4-74, 0	1-5, 0
BALL STATE	1-14, 0	1-6, 1	1-(-3), 0	0-0, 0	3-18, 0
at Tennessee					
at Arkansas					
KENTUCKY					
at LSU					
OLE MISS					
FURMAN					
at Georgia					
ALABAMA					

Passing

<u>C-A-Yds-Int, TD</u>	<u>#12 Todd</u>
LOUISIANA TECH	17-26-255-0, 2
MISSISSIPPI STATE	10-23-186-0, 0
WEST VIRGINIA	16-31-284-1, 4
BALL STATE	19-26-287-0, 5
at Tennessee	
at Arkansas	
KENTUCKY	
at LSU	
OLE MISS	
FURMAN	
at Georgia	
ALABAMA	

Field Goals

<u>Made. (Missed)</u>	<u>#18 Byrum</u>
LOUISIANA TECH	25, 49, 47
MISSISSIPPI STATE	--
WEST VIRGINIA	46, 42
BALL STATE	32
at Tennessee	
at Arkansas	
KENTUCKY	
at LSU	
OLE MISS	
FURMAN	
at Georgia	
ALABAMA	

Punting

<u>No.-Avg. In 20</u>	<u>#97 Durst</u>
LOUISIANA TECH	2-41.0, 1
MISSISSIPPI STATE	4-36.0, 2
WEST VIRGINIA	5-44.0, 1
BALL STATE	2-43.5, 0
at Tennessee	
at Arkansas	
KENTUCKY	
at LSU	
OLE MISS	
FURMAN	
at Georgia	
ALABAMA	

2009 Game-By-Game Individual Statistics

Defensive Linemen

<u>Solo+Ast=Total</u>	<u>#93 Blanc</u>	<u>#98 Clayton</u>	<u>#52 Coleman</u>	<u>#90 Fairley</u>	<u>#49 Goggans</u>	<u>#91 Ricks</u>
LOUISIANA TECH	1+1=2	DNP	4+3=7	2+3=5	1+1=2	3+3=6
MISSISSIPPI STATE	1+3=4	1+2=3	0+3=3	0+0=0	1+3=4	0+1=1
WEST VIRGINIA	2+0=2	1+0=1	3+3=6	1+2=3	2+1=3	1+1=2
BALL STATE	0+1=1	1+1=2	1+2=3	1+0=1	2+2=4	2+1=3
at Tennessee						
at Arkansas						
KENTUCKY						
at LSU						
OLE MISS						
FURMAN						
at Georgia						
ALABAMA						

Linebackers

<u>Solo+Ast=Total</u>	<u>#17 Bynes</u>	<u>#35 Evans</u>	<u>#21 Freeman</u>	<u>#58 Gaston</u>	<u>#31 Herring</u>	<u>#46 Stevens</u>
LOUISIANA TECH	5+3=8	0+1=1	DNP	1+0=1	2+0=2	6+2=8
MISSISSIPPI STATE	2+6=8	0+1=1	2+4=6	1+0=1	1+3=4	4+3=7
WEST VIRGINIA	10+2=12	DNP	1+0=1	0+1=1	1+0=1	8+3=11
BALL STATE	5+1=6	2+0=2	0+0=0	1+5=6	0+0=0	4+2=6
at Tennessee						
at Arkansas						
KENTUCKY						
at LSU						
OLE MISS						
FURMAN						
at Georgia						
ALABAMA						

Defensive Backs

<u>Solo+Ast=Total</u>	<u>#25 Bates</u>	<u>#4 Etheridge</u>	<u>#6 McFadden</u>	<u>#11 Slade</u>	<u>#15 Thorpe</u>	<u>#14 Washington</u>
LOUISIANA TECH	1+2=3	6+2=8	1+1=2	1+2=3	3+0=3	1+1=2
MISSISSIPPI STATE	0+3=3	6+2=8	4+0=4	0+1=1	5+2=7	0+2=2
WEST VIRGINIA	4+0=4	2+1=3	5+0=5	0+0=0	5+2=7	3+2=5
BALL STATE	5+2=7	1+2=3	2+1=3	DNP	5+1=6	2+0=2
at Tennessee						
at Arkansas						
KENTUCKY						
at LSU						
OLE MISS						
FURMAN						
at Georgia						
ALABAMA						

Others

<u>Solo+Ast=Total</u>	<u>#8 Adams</u>	<u>#22 Bell</u>	<u>#45 Carter</u>	<u>#20 Cole</u>	<u>#95 Ford</u>
LOUISIANA TECH	0+0=0	1+0=1	DNP	1+1=2	0+1=1
MISSISSIPPI STATE	0+1=1	1+0=1	DNP	0+0=0	1+0=1
WEST VIRGINIA	0+0=0	1+0=1	DNP	DNP	0+0=0
BALL STATE	1+1=2	1+0=1	2+1=3	DNP	1+3=4
at Tennessee					
at Arkansas					
KENTUCKY					
at LSU					
OLE MISS					
FURMAN					
at Georgia					
ALABAMA					

2009 Player Participation

Player	Pos.	2009 Games Played	2009 Starts	Career Games Played	Career Starts	Consec. Career Starts	Player	Pos.	2009 Games Played	2009 Starts	Career Games Played	Career Starts	Consec. Career Starts
Darvin Adams	WR	4	3	14	3	1	Darrell Roseman	OL	3	-	3	-	-
Harry Adams	DB	4	-	12	-	-	Airon Savage	FS	-	-	19	15	-
Gabe Barrett	DB	2	-	2	-	-	Ryan Shoemaker	P	-	-	13	-	-
Daren Bates	DB	4	4	4	4	4	Mike Slade	DB	3	-	15	-	-
T'Sharvan Bell	DB	4	-	4	-	-	Eric Smith	RB	3	2	15	2	-
DeAngelo Benton	WR	4	-	4	-	-	Vance Smith	OL	2	-	14	2	-
Mike Berry	OL	4	4	22	12	9	Travante Stallworth	WR	4	-	4	-	-
Emory Blake	WR	2	-	2	-	-	Craig Stevens	LB	4	4	29	24	17
Mike Blanc	DL	4	3	28	9	3	John Sullen	OL	4	1	4	1	1
Jorell Bostrom	OL	3	-	3	-	-	Ben Tate	RB	4	3	38	12	2
Kodi Burns	QB	4	1	23	9	-	Neiko Thorpe	DB	4	4	15	5	4
Josh Bynes	LB	4	4	21	12	12	Chris Todd	QB	4	4	11	9	4
Wes Byrum	K	4	-	28	-	-	Jamar Travis	DL	1	-	1	-	-
Quindarius Carr	WR	4	-	16	-	-	Tommy Trott	TE	4	3	43	25	-
Antoine Carter	DE	1	-	24	1	-	Demond Washington	DB	4	-	4	-	-
Neil Caudle	QB	3	-	6	-	-	Derek Winter	WR	4	-	12	-	-
Wade Christopher	LB	3	-	5	-	-	Jay Wisner	WR	4	1	4	1	1
Zach Clayton	DT	3	-	24	1	-	Bailey Woods	TE	2	-	2	-	-
Drew Cole	DB	2	-	13	-	-	Terrell Zachery	WR	4	3	17	3	2
Antonio Coleman	DE	4	4	41	22	6	Lee Ziemba	OT	4	4	29	29	29
Jared Cooper	OL	4	-	10	-	-							
Clayton Crofoot	H	4	-	16	-	-							
John Cubelic	WR	-	-	1	-	-							
John Douglas	RB	4	-	7	1	-							
Watson Downs	LB	2	-	2	-	-							
Clinton Durst	P	4	-	15	-	-							
Bart Eddins	OL	4	-	19	-	-							
Zac Etheridge	SS	4	4	31	28	19							
Jonathan Evans	LB	4	-	4	-	-							
Nick Fairley	DL	4	1	4	1	-							
Mario Fannin	RB	4	2	32	7	1							
Dee Ford	DE	4	-	4	-	-							
Eltoro Freeman	LB	3	2	3	2	2							
Harris Gaston	LB	4	-	4	-	-							
Michael Goggans	DE	4	4	29	16	16							
A.J. Greene	OL	1	-	2	-	-							
Anthony Gulley	WR	4	-	4	-	-							
Josh Harris	DS	4	-	4	-	-							
Tim Hawthorne	WR	2	1	27	5	-							
Adam Herring	LB	4	2	15	2	-							
Robert Hill	DE	1	-	1	-	-							
D'Antoine Hood	DB	1	-	13	1	-							
Davis Hooper	RB	1	-	1	-	-							
Morgan Hull	K	4	-	13	-	-							
Chris Humphries	DL	3	-	3	-	-							
Byron Isom	OL	3	3	15	10	-							
Jason King	RB	3	-	3	-	-							
Philip Lutzenkirchen	TE	4	-	4	-	-							
Derrick Lykes	DL	4	-	4	-	-							
Andrew McCain	OL	4	4	31	4	4							
Onterio McCalebb	RB	4	1	4	1	-							
Walter McFadden	DB	4	4	40	16	16							
Gabe McKenzie	TE	4	-	42	1	-							
Mike McNeil	DB	-	-	25	12	-							
Ikeem Means	DB	3	-	3	-	-							
Andrew Parmer	OL	1	-	1	-	-							
Philip Pierre-Louis	WR	-	-	1	-	-							
Blake Poole	DB	1	-	1	-	-							
Ryan Pugh	OL	4	4	24	23	19							
Spencer Pybus	LB	-	-	12	-	-							
Ashton Richardson	LB	4	-	4	-	-							
Jake Ricks	DT	4	4	35	4	4							

	Top Ten Career Games Played (Active)	
1.	Tommy Trott	43
2.	Gabe McKenzie	42
3.	Antonio Coleman	41
4.	Walter McFadden	40
5.	Ben Tate	38
6.	Jake Ricks	35
7.	Mario Fannin	32
8.	Zac Etheridge	31
	Andrew McCain	31
10.	Michael Goggans	29
	Craig Stevens	29
	Lee Ziemba	29

	Top Ten Career Games Started (Active)	
1.	Lee Ziemba	29
2.	Zac Etheridge	28
3.	Tommy Trott	25
4.	Craig Stevens	24
5.	Ryan Pugh	23
6.	Antonio Coleman	22
7.	Michael Goggans	16
	Walter McFadden	16
9.	Airon Savage	15
10.	Mike Berry	12
	Josh Bynes	12
	Mike McNeil	12
	Ben Tate	12

	Top Five Consecutive Starts (Active)	
1.	Lee Ziemba	29
2.	Zac Etheridge	19
	Ryan Pugh	19
4.	Craig Stevens	17
5.	Michael Goggans	16
	Walter McFadden	16

2009 Superlatives

Auburn Team Superlatives

Points Scored	.54	vs. Ball State (9/26)
Low	.37	vs. Louisiana Tech (9/5)
First Downs	.29	vs. Mississippi State (9/12)
Low	.20	vs. West Virginia (9/19)
Rushing Plays	.59	vs. Mississippi State (9/12)
Low	.34	vs. Ball State (9/26)
Net Rushing Yards	.390	vs. Mississippi State (9/12)
Low	.100	vs. West Virginia (9/19)
Passes Attempted	.33	vs. West Virginia (9/19)
Low	.24	vs. Mississippi State (9/12)
Passes Completed	.21	vs. Ball State (9/26)
Low	.11	vs. Mississippi State (9/12)
Had Intercepted	.1	vs. West Virginia (9/19)
Low	.0	vs. Ball State (9/26)
		vs. Louisiana Tech (9/5)
		vs. Mississippi State (9/12)
Net Passing Yards	.306	vs. Ball State (9/26)
Low	.199	vs. Mississippi State (9/12)
Total Offensive Plays	.83	vs. Mississippi State (9/12)
Low	.63	vs. Ball State (9/26)
Total Net Offense	.589	vs. Mississippi State (9/12)
Low	.400	vs. West Virginia (9/19)
Fumbles	.3	vs. Louisiana Tech (9/5)
Low	.1	vs. West Virginia (9/19)
Fumbles Lost	.2	vs. Louisiana Tech (9/5)
Low	.0	vs. Mississippi State (9/12)
		vs. West Virginia (9/19)
Penalties	.9	vs. Ball State (9/26)
Low	.5	vs. Mississippi State (9/12)
		vs. West Virginia (9/19)
Penalty Yards	.87	vs. Louisiana Tech (9/5)
Low	.37	vs. West Virginia (9/19)

Auburn Individual Superlatives

Rushing Attempts	.22	by Onterio McCalebb vs. La Tech (9/5)
Net Rushing Yards	.157	by Ben Tate vs. Mississippi State (9/12)
Rushing TDs	.3	by Kodi Burns vs. Mississippi St. (9/12)
Pass Attempts	.31	by Chris Todd vs. West Virginia (9/19)
Pass Completions	.19	by Chris Todd vs. Ball State (9/26)
Had Intercepted	.1	by Chris Todd vs. West Virginia (9/19)
		by Neil Caudle vs. Ball State (9/26)
Net Passing Yards	.287	by Chris Todd vs. Ball State (9/26)
Passing TDs	.5	by Chris Todd vs. Ball State (9/26)
Receptions	.8	by Mario Fannin vs. La Tech (9/5)
Receiving Yards	.122	by Terrell Zachery vs. Ball State (9/26)
TD Receptions	.3	by Darvin Adams vs. W. Virginia (9/19)
Punts	.5	by Clinton Durst vs. West Virginia (9/19)
Punt Average	.44.0	by Clinton Durst vs. West Virginia (9/19)
Punts Inside 20	.2	by Clinton Durst vs. Mississippi St. (9/12)
Punt Returns	.3	by D. Washington vs. Mississippi St. (9/12)
Punt Return Yards	.24	by Anthony Gully vs. W. Virginia (9/19)
Kickoff Returns	.4	by O. McCalebb vs. vs. Mississippi St. (9/12)
Kickoff Return Yards	.81	by O. McCalebb vs. vs. Mississippi St. (9/12)
FG Attempts	.3	by Wes Byrum vs. La Tech (9/5)
FG Made	.3	by Wes Byrum vs. La Tech (9/5)
Interceptions	.1	eight times
Interception Yards	.22	by Neiko Thorpe vs. West Virginia (9/19)

Auburn Individual Long Plays

Rushing	.62	by Onterio McCalebb vs. Ball State (9/26)
Passing	.93	by Chris Todd vs. La Tech (9/5)
Receiving	.93	by Terrell Zachery vs. La Tech (9/5)
Field Goal	.49	by Wes Byrum vs. La Tech (9/5)
Punt	.50	by Clinton Durst vs. West Virginia (9/19)
		by Clinton Durst vs. Ball State (9/26)
Punt Return	.17	by Anthony Gully vs. W. Virginia (9/19)
Kickoff Return	.36	by Ben Tate vs. Ball State (9/26)
Interception Return	.22	by Neiko Thorpe vs. West Virginia (9/19)

Opponent Team Superlatives

Points Scored	.30	by West Virginia (9/19)
Low		by Ball State (9/26)
First Downs	.13	by Louisiana Tech (9/5)
Low	.23	by West Virginia (9/19)
Rushing Plays	.14	by Mississippi State (9/12)
Low	.44	by Ball State (9/26)
Net Rushing Yards	.37	by Louisiana Tech (9/5)
Low	.207	by West Virginia (9/19)
Passes Attempted	.96	by Louisiana Tech (9/5)
Low	.41	by West Virginia (9/19)
Passes Completed	.21	by Mississippi State (9/12)
Low	.24	by West Virginia (9/19)
Had Intercepted	.11	by Mississippi State (9/12)
Low	.5	by West Virginia (9/19)
Net Passing Yards	.0	by Ball State (9/26)
Low	.302	by West Virginia (9/19)
Total Offensive Plays	.114	by Ball State (9/26)
Low	.80	by West Virginia (9/19)
Total Net Offense	.59	by Mississippi State (9/12)
Low	.509	by West Virginia (9/19)
Fumbles	.245	by Louisiana Tech (9/5)
Low	.3	by Louisiana Tech (9/5)
Fumbles Lost	.0	by Mississippi State (9/12)
Low	.2	by Ball State (9/26)
Penalties	.0	by Mississippi State (9/12)
Low	.10	by Mississippi State (9/12)
Penalty Yards	.3	by Louisiana Tech (9/5)
Low	.89	by Mississippi State (9/12)
	.23	by Ball State (9/26)

Opponent Individual Superlatives

Rushing Attempts	.20	by Anthony Dixon of Mississippi State (9/12)
Net Rushing Yards	.128	by Noel Devine of West Virginia (9/19)
Rushing TDs	.3	by Noel Devine of West Virginia (9/19)
Pass Attempts	.33	by Ross Jenkins of Louisiana Tech (9/5)
Pass Completions	.18	by Ross Jenkins of Louisiana Tech (9/5)
		by Jarrett Brown of West Virginia (9/19)
Had Intercepted	.4	by Jarrett Brown of West Virginia (9/19)
Net Passing Yards	.221	by Jarrett Brown of West Virginia (9/19)
Passing TDs	.1	four times
		last by Kelly Page of Ball State (9/26)
Receptions	.12	by Jock Sanders of West Virginia (9/19)
Receiving Yards	.115	by Jock Sanders of West Virginia (9/19)
TD Receptions	.1	four times
		last by Zane Fakes of Ball State (9/26)
Punts	.6	by Cade Glasgow of Louisiana Tech (9/5)
		by Heath Hutchins of Mississippi St. (9/12)
Punt Average	.49.5	by Scott Kozlowski of West Virginia (9/19)
Punts Inside 20	.2	by Scott Kovanda of Ball State (9/26)
Punt Returns	.1	by P. Hanrahan of Mississippi State (9/12)
		by Brandon Hogan of West Virginia (9/19)
Punt Return Yards	.27	by P. Hanrahan of Mississippi State (9/12)
Kickoff Returns	.7	by Leon Berry of Mississippi State (9/12)
		by Eric Williams of Ball State (9/26)
Kickoff Return Yards	.186	by Leon Berry of Mississippi State (9/12)
FG Attempts	.3	by Ian McGarvey of Ball State (9/26)
FG Made	.3	by Ian McGarvey of Ball State (9/26)
Interceptions	.1	by Ovid Goulbourne of West Virginia (9/19)
		by Jason Pinkston of Ball State (9/26)
Interception Yards	.21	by Jason Pinkston of Ball State (9/26)

Opponent Individual Long Plays

Rushing	.71	by Noel Devine of West Virginia (9/19)
Passing	.58	by Jarrett Brown of West Virginia (9/19)
Receiving	.58	by Brad Starks of West Virginia (9/19)
Field Goal	.46	by Matt Nelson of Louisiana Tech (9/5)
Punt	.52	by Scott Kozlowski of West Virginia (9/19)
Punt Return	.27	by P. Hanrahan of Mississippi State (9/12)
Kickoff Return	.44	by Mark Rodgers of West Virginia (9/19)
Interception Return	.21	by Jason Pinkston of Ball State (9/26)

2009 Plays Of 20+ Yards

Yards	Type	Player(s)	Opponent	Qtr.
93 (TD)	pass	Terrell Zachery from Chris Todd	Louisiana Tech	3rd
82 (TD)	pass	Mario Fannin from Chris Todd	West Virginia	3rd
65 (TD)	pass	Terrell Zachery from Chris Todd	Ball State	2nd
62	run	Onterio McCalebb	Ball State	2nd
52 (TD)	run	Neil Caudle	Ball State	4th
48 (TD)	run	Onterio McCalebb	Mississippi State	2nd
46 (TD)	pass	Terrell Zachery from Chris Todd	Ball State	2nd
37	pass	Eric Smith from Chris Todd	West Virginia	2nd
36 (TD)	pass	Mario Fannin from Chris Todd	Ball State	3rd
35 (TD)	run	Ben Tate	Mississippi State	3rd
33	pass	Terrell Zachery from Chris Todd	Mississippi State	4th
30	pass	Darvin Adams from Chris Todd	Mississippi State	1st
28	pass	Darvin Adams from Chris Todd	Louisiana Tech	4th
28	pass	Darvin Adams from Chris Todd	Mississippi State	2nd
28	pass	Eric Smith from Chris Todd	West Virginia	1st
26	pass	Mario Fannin from Chris Todd	Louisiana Tech	1st
26 (TD)	pass	Darvin Adams from Chris Todd	Ball State	3rd
24	pass	Jay Wisner from Chris Todd	Mississippi State	3rd
23	run	Mario Fannin	Mississippi State	1st
21	pass	Darvin Adams from Chris Todd	Mississippi State	2nd
21	run	Ben Tate	Mississippi State	3rd
20	pass	Mario Fannin from Chris Todd	Louisiana Tech	2nd
20	pass	Darvin Adams from Chris Todd	Mississippi State	2nd

Play Breakdown

BY PLAY

Pass.....	17
Run	6

BY GAME

Louisiana Tech	4
Mississippi State	10
West Virginia	3
Ball State	6
at Tennessee	-
at Arkansas	-
Kentucky.....	-
at LSU	-
Ole Miss	-
Furman	-
at Georgia	-
Alabama	-

BY QUARTER

1st	4
2nd.....	9
3rd	7
4th	3

RUSHING

Onterio McCalebb	2
Ben Tate	2
Neil Caudle	1
Mario Fannin	1

PASSING

Chris Todd	17
------------------	----

RECEIVING

Darvin Adams	6
Mario Fannin	4
Terrell Zachery.....	4
Eric Smith	2
Jay Wisner.....	1

The Last Time ...

An Auburn Team

Had 35 First Downs... vs. Western Carolina, 2002 (37)
Had 30 First Downs... vs. Tennessee, 2004 (31)
Had 400 yards rushing... vs. Mississippi State, 2003 (405)
Had 300 yards rushing... vs. Mississippi State, 2009 (390)
Had 300 yards rushing in consecutive games... vs. Louisiana Tech (301); vs. Mississippi State (390), 2009
Had 50 or more rushing attempts... vs. Louisiana Tech, 2009 (52)
Had six or more rushing TDs... at Kentucky, 2005 (6)
Had five or more rushing TDs... vs. Mississippi State, 2009 (5)
Had four or more rushing TDs... vs. Mississippi State, 2009 (5)
Had 350 or more yards passing... vs. Tennessee, 2004 (374)
Had 300 or more yards passing... vs. Ball State, 2009 (306)
Had 50 or more pass attempts... vs. Mississippi State, 1997 (54)
Had 30 or more pass completions... vs. Arkansas, 1995 (34)
Had five TDs passing... vs. Ball State, 2009 (5)
Had four TDs passing... vs. Ball State, 2009 (5)
Had three TDs passing... vs. Ball State, 2009 (5)
Had 500 or more yards total offense... vs. Ball State, 2009 (560)
Had 500 or more yards total offense in consecutive games... vs. Louisiana Tech (556), vs. Mississippi State, 2009 (589)
Had 80 or more total plays... vs. Clemson [Chick-fil-A], 2007 (90)
Scored 70 or more points... vs. Louisiana-Monroe, 2003 (73)
Scored 60 or more points... vs. Ball State, 2005 (63)
Scored 50 or more points... vs. Ball State, 2009 (54)
Scored 40 or more points... vs. Ball State, 2009 (54)
Scored 40 or more points in three consecutive games... vs. Mississippi State (49), vs. West Virginia (41), vs. Ball State (54), 2009
Had five or more fumbles... vs. Southern Miss (5), 2008
Did not commit a turnover... at LSU, 2007
Had 200-yard rusher and 100-yard receiver in a game... vs. Syracuse, 2002 (Carnell Williams [202 rush] and Marcel Willis [113 receiving])
Had 150-yard rusher and 150-yard receiver in a game... at Arkansas, 2001 (Carnell Williams [177 rush] and Tim Carter [156 receiving])
Had 100-yard receiver and 100-yard rusher in a game... vs. Mississippi State, 2009 (Ben Tate [157 rush], Onterio McCalebb [114 rush], Darvin Adams [116 rec])
Had two 100-yard rushers in a game... vs. Mississippi State, 2009 (Ben Tate [157] and Onterio McCalebb [114])
Had two 150-yard rushers in a game... vs. Mississippi State, 2003 (Brandon Jacobs [182] and Carnell Williams [164])
Had three 100-yard rushers in a game ... vs. Maryland, 1983 (Tommie Agee [219], Lionel James [115] and Bo Jackson [105])
Had two 100-yard receivers in a game... vs. LSU, 1999 (Ronney Daniels [120] and Markeith Cooper [105])
Had a 60-yard run and a 60-yard pass in a game ... vs. Ball State, 2009 (Onterio McCalebb 62 rush, Chris Todd to Terrell Zachery 65 pass)
Had three players with 2 rushing TDs... vs. Louisiana-Monroe, 2003 (Carnell Williams [2], Brandon Jacobs [2], Tre Smith [2])
Had two players with seven or more catches in a game ... Courtney Taylor vs. Alabama, 2003 (7), Silas Daniels vs. Alabama, 2003 (7)
Scored a touchdown on offense, defense and special teams... vs. Louisiana-Monroe, 2008 (2 offense [1 pass, 1 rush], 1 defense [fumble return], 1 special team [punt return])
Scored on the first offensive play ... vs. Alabama, 2003 (Carnell Williams, 80 yard run)
Returned a punt for a TD... vs. Louisiana-Monroe, 2008 (Robert Dunn) [66 yards]
Returned a kickoff for a TD... vs. Tennessee-Martin, 2008 (Tristan Davis) [95 yards]
Returned opening kickoff for a TD... vs. Tennessee-Martin, 2008 (Tristan Davis) [95 yards]
Returned three Interceptions for TDs... vs. LSU, 1994 (Ken Alvis, Fred Smith, Brian Robinson)
Returned two Interceptions for TDs... vs. LSU, 1994 (Ken Alvis, Fred Smith, Brian Robinson)
Returned an Interception for a TD... vs. West Virginia, 2009 (Craig Stevens) [15]
Returned two fumbles for TDs... vs. Vanderbilt, 2002 (Spencer Johnson, Karlos Dansby)
Returned a fumble for a TD... vs. Tennessee, 2008 (Jake Ricks) [0]
Blocked a punt ... vs. Florida, 2006 (Jerraud Powers)
Blocked two punts... vs. La-Monroe, 2003 (3 - Justin Fetsko [2], Donnay Young)
Blocked three punts ... vs. La-Monroe, 2003 (3 - Justin Fetsko [2], Donnay Young)
Returned a blocked punt for a TD... vs. Florida, 2006 (Tre Smith)
Blocked a field goal ... vs. Georgia, 2008 (Tez Doolittle)
Blocked two field goals in a game... at Georgia, 2001 (Alton Moore, 2)

Blocked a PAT attempt ... vs. Alabama, 2008 (Mike McNeill)
Blocked two PAT attempt ... vs. LSU, 1998 (Charles Dorsey, 2)
Missed a kicking PAT... vs. Georgia, 2008 (mishandled snap)
Had a punt blocked... at Mississippi State, 2009 (Clinton Durst)
Had a field goal blocked... at Alabama, 2008 (Morgan Hull)
Had a successful on-side kick... at West Virginia, 2008 (Wes Byrum/Wes Byrum)
Was held scoreless... at Alabama, 2008 (0-36)
Was held scoreless at Jordan-Hare Stadium... vs. Southern California, 2003 (0-23)
Held an opponent scoreless... vs. Louisiana-Monroe, 2008 (34-0)
Held an opponent scoreless at Jordan-Hare Stadium... vs. La-Monroe, 2008 (34-0)
Held an opponent to five or less first downs... vs. Ball State, 2001 (5)
Held an opponent to 10 or less first downs... vs. Tennessee, 2008 (9)
Intercepted five or more passes... vs. West Virginia, 2009 (5)
Intercepted four or more passes... vs. West Virginia, 2009 (5)
Held an opponent to 300 or less yards total offense... vs. Ball State, 2009 (260)
Held an opponent to 200 or less yards total offense... vs. Tennessee, 2008 (191)
Held an opponent to 150 or less yards total offense... at Mississippi State, 2008 (116)
Held an opponent to 100 or less yards total offense... vs. Ball State, 2001 (92)
Held an opponent to 100 or less yards rushing... vs. Louisiana Tech, 2009 (96)
Held an opponent to 50 or less yards rushing... vs. Tennessee-Martin, 2008 (38)
Held an opponent to negative yards rushing... vs. Florida, 2001 (-36)
Held an opponent to 100 or less yards passing... vs. Tennessee, 2008 (67)
Held an opponent without a touchdown... at Mississippi State, 2008
Scored a safety... vs. Ball State, 2009 (Josh Bynes)
Scored on a fake field goal... vs. Vanderbilt, 2000 (Duval pass to Diamond)
Scored an offensive two-point conversion ... at Alabama, 2006 (Lee Guess pass from Carl Stewart)
Scored two or more offensive two-point conversions... vs. Florida, 2002 [2]
Scored a defensive two-point conversion... vs. LSU, 1998 (Brad Ware)
Had 10 or more penalties... vs. Vanderbilt, 2007 (11)
Had 100 or more penalty yards... at Ole Miss, 2000 (112)
Had 35 minutes time of possession... at West Virginia, 2008 (35:19)
Was involved in a game that ended in a tie... vs. Georgia, 1994 (23-23)
Was involved in an overtime game... vs. Clemson [Chick-fil-A], 2007 (23-20 win)
Won a game without scoring an offensive touchdown ... at Miss. State, 2008 (3-2)

An Auburn Player

Rushed 40 times in a game... Carnell Williams vs. Syracuse, 2002 (40)
Rushed 35 times in a game... Kenny Irons at Georgia, 2005 (37)
Rushed 30 times in a game... Kenny Irons at Arkansas, 2005 (33)
Rushed for 200 yards in a game... Kenny Irons at LSU, 2005 (218)
Rushed for 150 yards in a game... Ben Tate vs. Mississippi State, 2009 (157)
Rushed for 100 yards in a game... Ben Tate vs. Mississippi State, 2009 (157); Onterio McCalebb vs. Mississippi State, 2009 (114)
Quarterback rushed for 100 yards in a game... Kodi Burns vs. Tennessee-Martin, 2008 (158)
Rushed for 100 yards in five consecutive games... Kenny Irons vs. Alabama (103), at Georgia (179), at Kentucky (103), vs. Ole Miss (101), at LSU (218), 2005
Rushed for 100 yards in four consecutive games... Kenny Irons vs. Alabama (103), at Georgia (179), at Kentucky (103), vs. Ole Miss (101)
Rushed for 100 yards in three consecutive games... Kenny Irons vs. Alabama (103), at Georgia (179), at Kentucky (103), 2005
Rushed for 100 yards in consecutive games... Ben Tate vs. Louisiana Tech (117), Mississippi State, 2009 (157); Onterio McCalebb vs. Louisiana Tech (148), Mississippi State, 2009 (114)
Rushed for 150 yards in three consecutive games... Carnell Williams vs. Tennessee (185), at Arkansas (150), vs. Mississippi State (164), 2003
Rushed for 150 yards in consecutive games... Kenny Irons at Arkansas (182), at LSU (218), 2005
Rushed for 4 or more TDs in a game... Carnell Williams vs. Mississippi State, 2003 (6)
Rushed for 3 or more TDs in a game... Kodi Burns vs. Mississippi State, 2009 (3)
Rushed for 2 or more TDs in four consecutive games... Carnell Williams vs. Western Carolina (2), vs. Vanderbilt (2), at Miss. State (2), vs. Syracuse (2), 2002
Rushed for 2 or more TDs in three consecutive games... Ronnie Brown at Florida (2), vs. LSU (2), at Ole Miss (3), 2002
Passed for 400 yards in a game... Ben Leard at Georgia, 1999 (416)
Passed for 300 yards in a game... Brandon Cox vs. Georgia Tech, 2005 (342)

The Last Time ...

Attempted 50 passes in a game... Dameyune Craig vs. Mississippi State, 1997 (54)
Attempted 40 passes in a game... Kodi Burns at Ole Miss, 2008 (43)
Threw five TDs in a game... Chris Todd vs. Ball State, 2009 (5)
Threw four TDs in a game... Chris Todd vs. Ball State, 2009 (5)
Threw three TDs in a game... Chris Todd vs. Ball State, 2009 (5)
Threw four TDs or more in consecutive games... Chris Todd vs. West Virginia (4), vs. Ball State (5), 2009
Had 400 yards total offense in a game... Jason Campbell vs. Tennessee, 2004 (431)
Had 300 yards total offense in a game... Kodi Burns at Ole Miss, 2008 (340)
Accounted for four or more TDs in a game... Chris Todd vs. Ball State, 2009 (5)
Accounted for three or more TDs in a game... Chris Todd vs. Ball State, 2009 (5)
Caught 15 passes in a game... Willie Goshua vs. Arkansas, 1995 (17)
Caught 10 or more passes in a game... Ronney Daniels vs. Central Florida, 1999 (10)
Caught seven or more passes in a game... Mario Fannin vs. Louisiana Tech, 2009 (8)
Had 200 or more yards receiving in a game... Ronney Daniels at Georgia, 1999 (249)
Had 150 or more yards receiving in a game... Ben Obomanu vs. Ole Miss, 2003 (150)
Had 100 or more yards receiving in a game... Terrell Zachery vs. Ball State, 2009 (122)
Had 100 yards receiving in consecutive games... Courtney Taylor at Ole Miss (108); vs. Arkansas State (116), 2006
Caught four or more TD passes in a game... Alexander Wright vs. Pacific, 1989 (4)
Caught three or more TD passes in a game... Darvin Adams vs. West Virginia, 2009 (3)
Caught two or more TD passes in a game... Terrell Zachery vs. Ball State, 2009 (2)
Caught a TD pass in consecutive games... Darvin Adams vs. West Virginia, Ball State, 2009; Mario Fannin vs. West Virginia, Ball State, 2009
Running back Caught a TD pass in consecutive games ... Mario Fannin vs. West Virginia, Ball State, 2009
Tight End Caught a TD pass in consecutive games ... Gabe McKenzie vs. Kansas State; South Florida, 2007
Scored 15 or more points kicking... John Vaughn vs. Washington State, 2006 (16)
Scored 10 or more points kicking... Wes Byrum vs. Ball State, 2009 (13)
Kicked five or more field goals in a game... Jaret Holmes vs. UAB, 1996 (5)
Kicked four or more field goals in a game... John Vaughn vs. Florida, 2006 (4)
Had 150 kickoff return yards in a game... Tristan Davis vs. Arkansas, 2008 (182)
Had 100 punt return yards in a game... Robert Dunn vs. Southern Miss, 2008 (103)
Scored four or more TDs... Carnell Williams vs. Mississippi State, 2003 (6 rush)
Scored three or more TDs... Darvin Adams vs. West Virginia, 2009 (3 receiving)
Scored a rushing and receiving TD in a game... Mario Fannin vs. Georgia, 2008
Had an 80-yard run... Carnell Williams vs. Alabama, 2003 (80)
Had a 70-yard run... Tristan Davis at Kentucky, 2005 (75)
Had a 60-yard run... Onterio McCalebb vs. Ball State, 2009 (62)
Completed an 80-yard pass... Chris Todd to Mario Fannin vs. West Virginia, 2009 (82)
Completed a 70-yard pass... Chris Todd to Mario Fannin vs. West Virginia, 2009 (82)
Completed a 60-yard pass... Chris Todd to Terrell Zachery vs. Ball State, 2009 (65)
Kicked a field goal of 50 or more yards... Wes Byrum vs. Southern Miss, 2008 (52)
Kicked a field goal of 50 or more yards in consecutive games... John Vaughn, 2006; at Mississippi State (55), vs. Washington State (52)
Kicked two field goals of 50 or more yards in a game... Win Lyle vs. Tennessee, 1987 [55, 52]
Had a 70-yard punt... Kody Bliss vs. Tulane, 2006 (71)
Had a 60-yard punt... Ryan Shoemaker vs. New Mexico State, 2007 (67)
Blocked a field goal in a game... Tez Doolittle vs. Georgia, 2008
Blocked two field goals in a game... Alton Moore at Georgia, 2001
Blocked a PAT attempt ... Mike McNeill at Alabama, 2008
Blocked two PAT attempts ... Charles Dorsey vs. LSU, 1998 (2)
Blocked a punt in a game... Jerraud Powers vs. Florida, 2006
Blocked two punts in a game... Justin Fetsko vs. Louisiana-Monroe, 2003 (2)
Intercepted three or more passes in a game... Junior Rosegreen at Tennessee, 2004 (4)
Intercepted two or more passes in a game... Jonathan Wilhite vs. New Mexico State, 2007 (2)
Intercepted a pass in consecutive games... Jerraud Powers, 2007; at Georgia; vs. Alabama, 2007
Intercepted a pass in three consecutive games... Jerraud Powers, 2007; vs. Tennessee Tech, at Georgia; vs. Alabama
Recovered two fumbles in a game... Sen'Derrick Marks at Alabama, 2006 (2)
Forced two fumbles in a game... Quentin Groves at Alabama, 2006 (2)

An Auburn Opponent

Scored 50 or more points... Georgia, 1996 (56) [4 OT]
Scored 40 or more points... Arkansas, 2001 (42)
Had 350 or more yards rushing... Arkansas, 2002 (426)
Had 300 or more yards rushing... Arkansas, 2002 (426)
Had 250 or more yards rushing... Arkansas, 2006 (279)
Had 50 or more rushing attempts... Alabama, 2008 (50)
Had 400 yards passing... Louisiana Tech, 2000 (433)
Had 350 yards passing... Tennessee, 2003 (355)
Had 300 yards passing... West Virginia, 2009 (302)
Had 50 or more pass attempts... Kansas State, 2007 (57)
Had 40 or more pass attempts... West Virginia, 2009 (41)
Had 30 or more pass completions... Kansas State, 2007 (32)
Had 25 or more pass completions... Tennessee-Martin, 2008 (27)
Had four or more TDs passing... Florida, 2000 [SEC Championship] (4)
Had three or more TDs passing... LSU, 2007 (3)
Had five passes intercepted... West Virginia, 2009 (5)
Had four passes intercepted... West Virginia, 2009 (5)
Had 600 yards total offense... Florida, 1996 (625)
Had 500 yards total offense... West Virginia, 2009 (509)
Had 400 yards total offense... West Virginia, 2009 (509)
Had five or more fumbles... South Carolina, 2005 (5)
Lost four or more fumbles... at Mississippi State, 2002 (4)
Returned a punt for a TD... LSU, 2005 (Skyler Green, 66 yards)
Returned a kickoff for a TD... Alabama, 2003 (Brandon Brooks, 96 yards)
Returned an interception for a TD... Mississippi State, 2007 (Derek Pegues, 20 yards)
Returned a fumble for a TD... Arkansas, 1997 (C.J. McLain, 52 yards)
Returned a blocked punt for a TD... Mississippi State, 2009 (Robert Elliott, 10 yards)
Blocked an Auburn punt... Mississippi State, 2009
Blocked an Auburn field goal... Alabama, 2008 (Bobby Greenwood)
Held Auburn to 300 yards total offense... Alabama, 2008 (170)
Held Auburn to 200 yards total offense... Alabama, 2008 (170)
Held Auburn below 100 yards rushing... Alabama, 2008 (57)
Held Auburn below 50 yards rushing... Georgia Tech, 2003 (40)
Held Auburn to negative yards rushing... Tennessee, 1997 (-15)
Held Auburn below 100 yards passing... Vanderbilt, 2008 (98)
Held Auburn to 10 or less first downs... Alabama, 2008 (8)
Had 10 or more penalties... Arkansas, 2007 (10)
Had 100 or more yards in penalties... Arkansas, 2007 (100)
Had two 100-yard rushers in a game... Arkansas, 2006 [Darren McFadden, 145; Felix Jones, 104]
Had two 100-yard receivers in a game... Tulane, 2006 [Preston Brown, 139; Damarcus Davis, 126]
Had a 100-yard rusher and a 100-yard receiver... West Virginia, 2009 [Noel Devine, 128 rush; Jock Sanders, 118 rec.]
Had a 100-yard rusher and two 100-yard receivers... Tulane, 2006 [Matt Forte, 117 rush; Preston Brown, 139 rec.; Damarcus Davis, 126 rec.]
Did Not Have a Turnover ... Alabama, 2008
Scored a safety... Mississippi State, 2008 (Ryan Pugh holding penalty)
Scored a two-point conversion... Alabama, 2005
Had 35 minutes time of possession... Ball State, 2009 (35:56)

The Last Time ...

An Opposing Player

Rushed for 200 yards in a game... Noel Devine, West Virginia, 2008 (207)
Rushed for 150 yards in a game... Noel Devine, West Virginia, 2008 (207)
Rushed for 100 yards in a game... Noel Devine, West Virginia, 2009 (128)
Passed for 400 yards in a game... Luke McCown, La. Tech, 2000 (433)
Passed for 350 yards in a game... Casen Clausen, Tennessee, 2003 (355)
Passed for 300 yards in a game... Matt Flynn, LSU, 2007 (319)
Attempted 50 passes in a game... Josh Freeman, Kansas State, 2007 (57)
Attempted 40 passes in a game... Cade Thompson, Tennessee-Martin, 2008 (46)
Completed 25 passes in a game... Cade Thompson, Tennessee-Martin, 2008 (27)
Threw three or more TD passes in a game... Pat White, West Virginia, 2008 (3)
Had 400 yards total offense... Luke McCown, La. Tech, 2000 (436)
Had 350 yards total offense... Matt Flynn, LSU, 2007 (353)
Accounted for 3 or more TDs... Noel Devine, West Virginia, 2009 (3)
Caught 10 or more passes... Jock Sanders, West Virginia, 2009 (12)
Caught seven or more passes... Briggs Orsbon, Ball State, 2009 (7)
Had 100 yards receiving... Jock Sanders, West Virginia, 2009 (115)
Had 200 yards receiving... Charles Lee, Central Florida, 1999 (203)
Caught three or more TD passes... Chris Collins, Ole Miss, 2002 (3)
Scored three TDs... Noel Devine, West Virginia, 2009 (3)
Had a 90-yard run... Guy Minor, LSU, 1936 (90)
Had an 80-yard run... C.J. Spiller, Clemson [Chick-fil-A], 2007 (83) [TD]
Had a 70-yard run... Noel Devine, West Virginia, 2009 (71) [TD]
Had a 60-yard run... Noel Devine, West Virginia, 2009 (71) [TD]
Completed an 80-yard pass... Bryan Randall to Josh Morgan, Va. Tech, 2004 (80) [TD]
Completed a 70-yard pass... Bryan Randall to Josh Morgan, Virginia Tech, 2004 (80) [TD]
Completed a 60-yard pass... Andre' Woodson to Rafael Little, Kentucky, 2005 (65)
Kicked a 50-yard field goal... Steve Lindsey, Ole Miss, 1997 (52)
Had a 70-yard punt... Blake McAdams, Mississippi State, 2007 (73)
Had a 60-yard punt... Blake McAdams, Mississippi State, 2007 (73)
Made three or more FGs ... Colt David, LSU, 2007 (3)