



2009 FOOTBALL AUBURN TIGERS



GAME 4

AUBURN (3-0, 1-0 SEC) VS. BALL STATE (0-3, 0-0 MAC)
SEPTEMBER 26, 2009 • 6 PM CT • TV: FSS
JORDAN-HARE STADIUM (87,451) • AUBURN, AL



QUICK FACTS

COACHES

Gene Chizik (Florida, 1985)
Auburn Record.....3-0 (1st year)
vs. Ball StateFirst meeting
Overall Record8-19 (3rd year)
vs. Ball StateFirst meeting

Stan Parrish (Heidelberg, 1969)
Ball State Record 0-3 (1st year)
vs. AuburnFirst meeting
Overall Record.....57-44-3 (11th year)
vs. AuburnFirst meeting

SERIES

AU leads, 2-0
at AuburnAU leads, 2-0
at MuncieN/A
Last MeetingAU 63, BSU 3
Sept. 17, 2005 in Auburn, AL
Current StreakAU, W2

RANKINGS

AuburnReceiving Votes
Ball StateN/A

TELEVISION • FOX SPORTS SOUTH

Bob Rathbun.....Play-by-play
Dave ArcherAnalyst
Jenn HildrethSidelines



RADIO • AUBURN ISP SPORTS NETWORK

The Auburn ISP Sports Network provides radio coverage to over 50 stations that cover the Southeast. Rod Bramblett (play-by-play), Stan White (color), Quentin Riggins (sideline), Paul Ellen (studio) and Andy Burcham (locker room) provide gameday analysis.

SATELLITE RADIO.....XM Channel 201
LOCALLY.....WKKR-FM (97.7)

INTERNET

Live audio & statswww.auburntigers.com

THE GAME

Auburn plays its fourth straight home game when the Tigers host Ball State Saturday in the third meeting between the two schools. The game will kick off at 6 p.m. CT and be televised by Fox Sports South, Fox Sports Southwest and Sun Sports.

AUBURN HEADLINES

- ▶ Auburn is looking to start a season 4-0 for the third time in the last six seasons and first time since 2006.
- ▶ Auburn has won 18 consecutive games overall and 10 consecutive games at Jordan-Hare Stadium with Gene Chizik on the coaching staff.
- ▶ Auburn has come from behind to win in all three of its games this season.
- ▶ Auburn has scored 127 points this season, which is just two points less than the Tigers scored in their first seven games last year.
- ▶ Auburn has scored in every quarter this season, including touchdowns in 11 of 12 quarters.
- ▶ Auburn is tied for second in the nation in turnover margin (+2.3), tied for second in interceptions (eight) and tied for third in turnovers forced (10).
- ▶ Auburn has outscored its opponents 66-19 in the second half, including a 35-7 margin in the fourth quarter.
- ▶ Auburn ranks sixth in the nation in rushing offense (263.7) and eighth nationally in total offense (515.0).
- ▶ Auburn has recorded three straight games of 400 or more yards of offense for the first time since 2004, and first time in the first three games of a season since 2000.
- ▶ Auburn is tied for seventh nationally in first downs (25.3) and has had at least 20 in all three games.
- ▶ Auburn is 18-3 in home night games since the 2000 season, including victories over four nationally-ranked teams.
- ▶ Senior Ben Tate leads the SEC and ranks ninth nationally in rushing (116.3), and is ninth in school history with 2,308 career rushing yards.
- ▶ Senior defensive end Antonio Coleman has 16.5 career sacks, which ranks eighth in Auburn history for career sacks.
- ▶ Auburn has won 52 consecutive games when scoring 30 or more points in a game, dating back to a 56-49, four-overtime loss to Georgia in 1996.
- ▶ Auburn has eight players on its squad that have already graduated, which is tied for fifth most in the nation among FBS schools.

AUBURN (3-0)

Date	Opponent	Score/Time
Sept. 5	LOUISIANA TECH [ESPNU]	W, 37-13
Sept. 12	MISSISSIPPI STATE [FSS]	W, 49-24
Sept. 19	WEST VIRGINIA [ESPN2]	W, 41-30
Sept. 26	BALL STATE [FSS]	6 p.m.
Oct. 3	at Tennessee [ESPN]	6:45 p.m.
Oct. 10	at Arkansas	TBA
Oct. 17	KENTUCKY	TBA
Oct. 24	at LSU	TBA
Oct. 31	OLE MISS	TBA
Nov. 7	FURMAN (HC)	TBA
Nov. 14	at Georgia	TBA
Nov. 27	ALABAMA [CBS]	1:30 p.m.

All times Central

BALL STATE (0-3)

Date	Opponent	Score/Time
Sept. 3	NORTH TEXAS [ESPNU]	L, 10-20
Sept. 12	NEW HAMPSHIRE	L, 16-23
Sept. 19	at Army [CBSColl.]	L, 17-24
Sept. 26	at Auburn [FSN]	6 p.m.
Oct. 3	TOLEDO (HC)	11 a.m.
Oct. 10	at Temple	12 p.m.
Oct. 17	BOWLING GREEN	11 a.m.
Oct. 24	at Eastern Michigan	12 p.m.
Oct. 31	OHIO	11 a.m.
Nov. 12	at Northern Illinois [ESPNU]	TBA
Nov. 18	CENTRAL MICH. [ESPNU/2]	5/7 p.m.
Nov. 24	at Western Michigan [ESPN2]	6 p.m.

All times Central

2009 Auburn Football Game Notes

STATISTICAL COMPARISON

AUBURN VS. BALL STATE

	<u>AU</u>	<u>BSU</u>
Points Scored	42.3	14.3
Total Offense	515.0	270.3
First Downs	25.3	15.0
Rushing Yards	263.7	101.0
Passing Yards	251.3	169.3
Time of Possession	28:58	25:24
3rd Down Pct.	52%	33%
Points Allowed	22.3	22.3
Yards Allowed	350.3	366.3
Rushing Yards Allowed	156.7	204.3
Passing Yards Allowed	193.7	162.0

STATISTICAL LEADERS

RUSHING YARDS

<u>AUBURN</u>	<u>BALL STATE</u>
Ben Tate.....349	MiQuale Lewis141
Onterio McCalebb ..282	Kelly Page97
Mario Fannin75	Cory Sykes.....45
Kodi Burns65	

PASSING YARDS

<u>AUBURN</u>	<u>BALL STATE</u>
Chris Todd725	Kelly Page408
Kodi Burns29	Tanner Justice100

RECEPTIONS

<u>AUBURN</u>	<u>BALL STATE</u>
Darvin Adams15	MiQuale Lewis11
Mario Fannin10	Brigs Orsbon10
Terrell Zachery6	Seth White8
Eric Smith4	Two tied with6

POINTS SCORED

<u>AUBURN</u>	<u>BALL STATE</u>
Wes Byrum31	Ian McGarvey19
Kodi Burns24	Four tied with6
Darvin Adams24	

TACKLES

<u>AUBURN</u>	<u>BALL STATE</u>
Josh Bynes.....28	Davyd Jones.....33
Craig Stevens26	Travis Freeman21
Zac Etheridge19	Alex Knipp21
Neiko Thorpe17	Robert Eddins20
Antonio Coleman16	Drew Duffin18

INTERCEPTIONS

<u>AUBURN</u>	<u>BALL STATE</u>
Eight tied with1	Sean Baker1

SACKS

<u>AUBURN</u>	<u>BALL STATE</u>
Antonio Coleman2.0	Robert Eddins3.0
Mike Blanc2.0	Two tied with1.0

BALL STATE QUICK HITTEES

Ball State won the Mid-American Conference West Division Championship in 2008 and made the school's first-ever back-to-back bowl appearances - 2007 International Bowl and 2008 GMAC Bowl ... Ball State lost four starters on the offensive line from its 2008 team - three of which were drafted or competed as free agents in National Football League camps ... Running back MiQuale Lewis was a 2008 All-Mid-American Conference First-Team selection after rushing for a Ball State single-season record 1,736 yards, and ranks sixth in Ball State's record books for career rushing yards with 2,604 ... The Cardinals have gone 49 straight games without being shutout, which is the third longest stretch in Ball State history ... Junior defensive lineman Robert Eddins has seven tackles for loss, which is tied for third most in the nation ... Co-Captain Brandon Crawford, who turned 33 in August, was named to the All-MAC Second Team as a defensive end last year after earning third-team honors in 2007.

SERIES HISTORY

Auburn and Ball State have met twice previously this decade, with the Tigers winning twice at home, by scores of 30-0 in 2001 and 63-3 in 2005. In the 2005 game, Auburn had the ball nine times, and scored touchdowns on all nine possessions while amassing 572 yards of total offense, including 390 on the ground. The Tiger defense stole the show in 2001, holding Ball State to 92 yards of offense while not allowing the Cardinals past midfield the entire game.

AUBURN VS. THE MAC

Auburn has never lost to any current members of the Mid-American Conference, but the Tigers have only played six times previously against MAC schools. In addition to two wins over Ball State, the Tigers have single wins over Akron (42-0 in 1988), Buffalo (38-7 in 2006), Northern Illinois (31-14 in 2000) and Western Michigan (34-13 in 1995). The combined score of Auburn's six previous games against MAC teams was 238-37.

ON THIS DATE

Auburn has a 6-4-1 all-time record on Sept. 26, but has not played on that date since 1992 when the Tigers beat Southern Miss, 16-8. Most of Auburn's most memorable games played on Sept. 26 came against Tennessee, including a 36-23 upset of the No. 17-ranked Vols in 1970 in Birmingham, a 3-0 loss by the No. 3-ranked Tigers in Knoxville in 1959, and a 20-20 tie between No. 3 Auburn and No. 14 Tennessee in 1987.

IN SEPTEMBER

Auburn is 147-47-5 (.751) all-time in the month of September, and has won 23 of its last 27 September contests. The Tigers have posted a winning record during the month of September in each of the previous five seasons, and 25 of the previous 27, and have assured themselves of a sixth straight winning September with a 3-0 record.

JORDAN-HARE STADIUM

Now celebrating its 70th year as home to the Auburn football team, Jordan-Hare Stadium is the nation's 10th-largest on-campus stadium, with a capacity of 87,451 fans. The Tigers, who set a school record by averaging 86,915 fans last season, are 268-67-7 (.794) all-time at Jordan-Hare Stadium.

Auburn has had nine straight winning seasons at Jordan-Hare Stadium, posting a mark of 54-13 (.806) at home since the 2000 season. The Tigers were undefeated at home during two of those seasons, going 7-0 in both 2000 and 2004.

UNDER THE LIGHTS AT JORDAN-HARE

Auburn has been tough to beat in night games at Jordan-Hare Stadium, including victories this season over each of its first three opponents. The Tigers have accumulated a record of 18-3 since the 2000 season in home games starting at 6 p.m. or later. That stretch includes a 4-1 record against ranked opponents, with wins over No. 1 Florida in 2001, No. 2 Florida in 2006, No. 7 Tennessee in 2003 and No. 14 Georgia in 2000.

GOING FOR FOUR

Auburn will be looking to start the season with a 4-0 record with a victory over Ball State. If the Tigers win, it would mark Auburn's third 4-0 start in the last six seasons (2006, 2004), and the seventh in the last 17 seasons. However, it would mark the first time that Auburn has started 4-0 by winning four straight home games since 1988. From 1989-2008, the Tigers had just two seasons in which they started with four straight home games, going 3-1 in 2005 and 2-2 in 2007.

CHIZIK'S STREAK

With a 3-0 start to his head coaching tenure at Auburn, Gene Chizik has now been a part of 18 consecutive victories as a member of the Auburn coaching staff. His final season as Auburn's defensive coordinator was during the Tigers' 13-0 2004 season, and Auburn also won its final two games in 2003.

Chizik, who has seen 11 straight wins at Jordan-Hare Stadium, also became the fifth consecutive Auburn head coach to win his debut with the Tigers, and the 24-point margin of victory over Louisiana Tech was the largest in an Auburn head coaching debut since Carl Voyles won his first game as Auburn's head coach by a 32-0 score over Samford in 1944.

2009 Auburn Football Game Notes

COMEBACK KIDS

Auburn has had to come from behind in each of its three victories, including a fourth-quarter comeback to defeat West Virginia last Saturday. The Tigers trailed Louisiana Tech, 7-3, late in the first quarter before pulling away for a 37-13 victory. Auburn fell behind Mississippi State, 17-14, late in the second quarter before storming back for a 49-24 victory. Against the Moutaineers, Auburn trailed by 14-0 less than five minutes in, and 21-10 at the end of the first quarter. West Virginia still led 30-27 entering the fourth quarter before Auburn ended the game on a 14-0 run.

SECOND-HALF SURGES

Auburn has been able to wear down its opponents in the second half of its games, helping the Tigers post a large scoring differential in the second half. Auburn holds just a 61-48 scoring edge in the first half of its games this year, but has outscored its opponents 66-19 in the second half, including a 35-7 margin in the fourth quarter.

TURNOVERS TELL THE TALE

Auburn currently is tied for second in the nation in turnover margin, with a margin of +2.3 per game. The Tigers have forced 10 turnovers in their first three games and committed just three. As a result of that differential, Auburn has scored 38 points off of opponent turnovers, and allowed just three points.

TOTALING THE TAKEAWAYS

Auburn ranks tied for second in the nation with eight interceptions, and tied for third with 10 total turnovers forced. Last year, Auburn had just 11 interceptions during the entire season and forced 18 turnovers in 12 games. The Tigers have spread the wealth, with eight different players grabbing one interception each. Auburn picked off five passes against West Virginia, marking the first time since 2004 (at Tennessee) that Auburn intercepted five passes in a game. Antonio Coleman is the only player on the team with both an interception and a fumble recovery.

WHAT A DIFFERENCE A YEAR MAKES

Through three games, Auburn has already accumulated 127 points and 1,545 yards of offense. Not only are the 127 points the most Auburn has scored in its first three games of a season since 1996, but last just one year ago, it took the Tigers seven games to reach 127 points (Auburn had 129 points after seven games). Auburn has nearly as many total yards already this season as the Tigers did through five games last season, when Auburn had 1,647 yards.

EVERY QUARTER SO FAR

Auburn's offense has not only been explosive, it has been consistent. The Tigers have scored at least once in all 12 quarters this season,

and have scored between 27 and 35 points for the season in each of the four quarters. In fact, Auburn has scored a touchdown in 11 of the 12 quarters played this year. The only quarter in which Auburn didn't reach the end zone was the second quarter of the season opener, when the Tigers settled for a field goal against Louisiana Tech.

The current streak is the Tigers' longest since 2005, when Auburn scored in 13 straight quarters during games 8-11 of the season. Auburn also had a streak of 16 quarters that season, during games 2-5.

POINTS BEFORE THE HALF

Auburn has been proficient at scoring points just before halftime, with scores in the last two minutes of the second quarter in all three games this season. In the season opener, Wes Byrum capped a quick three-play drive with a 49-yard field goal on the last play of the first half. Against Mississippi State, Auburn marched 78 yards on eight plays in just 1:13 before Kodi Burns scored on a 1-yard run with just 16 seconds left in the half. Against West Virginia, Darvin Adams' 4-yard TD catch with 1:34 left before halftime finished a 11-play, 68-yard drive in 3:24.

OFFENSE KEEPS ON ROLLING

Auburn ranks eighth nationally in total offense, averaging 515.0 yards per game. The Tigers started the season with back-to-back games of more than 500 yards, totaling 556 yards in the season opener against Louisiana Tech and 589 yards in the SEC opener against Mississippi State. It marked the first time Auburn had back-to-back games with at least 500 yards of offense since 1970, when the Tigers had 566 yards against Florida and 664 against Mississippi State.

Auburn totaled 400 yards last Saturday against West Virginia, marking the first time since 2004 (400 against Tennessee, 472 against Louisiana Tech and 522 against Arkansas) that Auburn had three consecutive games of 400 or more yards of total offense. The last time Auburn did it to open a season was in 2000 when it tallied more than 400 yards in its first four games.

GAINING GROUND

Auburn ranks sixth nationally in rushing offense, averaging 263.7 yards per game on the ground. The Tigers collected 301 yards rushing against Louisiana Tech in the season opener before running for 390 yards against Mississippi State the following week. The last time Auburn had back-to-back games with at least 300 yards rushing was in 1985, when Auburn had three straight games with more than 300 yards rushing (Ole Miss, 438; Florida State, 413; Georgia Tech, 377).

SEC SUCCESS

Auburn has won 29 of its last 41 Southeastern Conference games and 30 of its last 42 games against SEC schools, including the 2004 SEC Championship game victory over Tennessee. Auburn's success against conference schools dates back beyond 2004, as since the start of the 2000 season, the Tigers have the fourth best record among the 12 league schools in regular season conference games, just four games behind the leader. The following are the combined conference records of the 12 SEC schools from 2000-08.

	W-L	Pct.
Florida	54-19	.740
Georgia	53-21	.716
LSU	51-22	.699
Auburn	50-23	.685
Tennessee	47-26	.644
Alabama	38-34	.528
Arkansas	34-39	.466
South Carolina	34-39	.466
Ole Miss	29-43	.403
Kentucky	17-55	.236
Mississippi State	18-56	.243
Vanderbilt	13-61	.176

TIGERS SINCE 2000

Since the start of the 2000 season, Auburn has one of the best records in all of the Football Bowl Subdivision. The Tigers' record of 83-34 (.709) ranks 12th among all 120 programs. The list of the top 20 programs since 2000 in terms of winning percentage follows:

	W-L	Pct.
1. Boise State	101-17	.856
2. Texas	100-18	.847
3. Oklahoma	104-20	.839
4. USC	95-23	.805
5. Ohio State	93-24	.795
6. LSU	93-27	.775
7. Georgia	92-27	.773
8. Florida	90-29	.756
9. TCU	85-28	.752
10. Virginia Tech	91-30	.752
11. Miami (Fla.)	84-29	.743
12. Auburn	83-34	.709
13. Louisville	79-34	.699
14. Utah	78-34	.696
15. Boston College	82-36	.695
16. West Virginia	79-36	.687
Oregon	79-36	.687
Michigan	79-36	.687
19. Florida State	80-38	.678
20. Wisconsin	79-40	.664

2009 Auburn Football Game Notes

AUBURN IN 2009 BY THE NUMBERS

CATEGORY	2009
Record.....	3-0
SEC	1-0
West	1-0
East.....	0-0
Non-Conference	2-0
Home	3-0
Away	0-0
Neutral	0-0
Day	0-0
Night (6 p.m. or later)	3-0
TV Games	3-0
CBS.....	0-0
ESPN	0-0
ESPN2	1-0
ESPNU.....	1-0
FSN.....	1-0
Scoring First.....	2-0
Opponent Scoring First	1-0
Leading at Half	2-0
Trailing at Half	1-0
Tied at Half	0-0
Leading after Third.....	2-0
Trailing after Third	1-0
Tied after Third	0-0
Overtime Games	0-0
Scoring less than 20 pts.....	0-0
Scoring 20+ points	3-0
Scoring 30+ points	3-0
Allowing less than 20 pts.	1-0
Allowing 20+ points	2-0
Allowing 30+ points	1-0
Rushing for less than 100 yds.....	0-0
Rushing for 100+ yds.....	3-0
Rushing for 200+ yds.....	2-0
Passing for 200+ yds.	2-0
Passing for 300+ yds.	1-0
Totaling less than 300 yds.....	0-0
300+ yds. of total offense	3-0
400+ yds. of total offense	3-0
Allowing less than 100 yds. rushing.....	1-0
Allowing less than 300 yds. total off.	2-0
Allowing 300+ yds. total offense	1-0
Having 100-yd. rusher	2-0
Opp. have 100-yd. rusher.....	1-0
No turnovers	1-0
Fewer than 3 turnovers	3-0
3 or more turnovers	0-0
No takeaways	0-0
Fewer than 3 takeaways	2-0
3 or more takeaways	1-0
More than 30:00 of possession	1-0
Less than 30:00 of possession	2-0

TODD TAKING CHARGE

Senior quarterback Chris Todd is off to a blazing start to this season. He has established a career high in passing yards twice already this season, first with 255 yards against Louisiana Tech, then with 284 yards against West Virginia. He also threw for a career-best four scores against the Mountaineers, becoming the first Auburn quarterback to throw four touchdown passes in a game since Daniel Cobb had five against Louisiana Tech in 2001. Todd is currently third in the SEC in total offense (240.0).

Todd has already thrown more touchdown passes this season than last, and his numbers have shown a marked improvement across the board:

Year	Cmp-Att-Int	Pct.	Yds	TD	Eff.
2009	43-80-1	53.8	725	6	152.12
2008	86-156-6	55.1	903	5	106.64

ADAMS EMERGES

Sophomore wide receiver Darvin Adams has emerged as perhaps Auburn's top target downfield, leading the team in catches (15), receiving yards (261) and touchdown receptions (four). Adams caught three touchdown passes against West Virginia, becoming the first Tiger to haul in at least three scores in a game since Alexander Wright caught four TD passes against Pacific in 1989. Adams, who entered the season with three catches for 18 yards during his career, ranks tied for third in the SEC in receptions per game (5.0) and fourth in receiving yards per game (87.0).

DYNAMIC DUO

Auburn has two of the nation's top 32 rushers, including one who leads the SEC and ranks ninth nationally. Senior Ben Tate, who ranks ninth in Auburn history with 2,308 career rushing yards, averages 116.3 yards rushing per game. He needs just 504 more yards rushing to crack Auburn's all-time top five. Freshman Onterio McCalebb is fourth in the SEC and 32nd nationally, averaging 94.0 yards rushing per game. McCalebb also ranks second in the SEC and 30th nationally in all-purpose yards, averaging 148.0.

GOING FOR SIX IN THE RED ZONE

Auburn's offense has been efficient in the red zone, as the Tigers have not only scored on 11 of 12 possessions in the red zone (91.7), but 10 of the 11 scores have been touchdowns. Auburn's TD percentage of 83.3 ranks second in the SEC behind only Ole Miss, and five of the scores have come on the ground and five through the air.

FIRST DOWN FLURRY

Auburn is currently tied for seventh nationally in first downs per game, averaging 25.3. The Tigers had 27 in the season opener against Louisiana Tech, 29 Sept. 12 against Mississippi State and 20 against West Virginia last Saturday. Last season, Auburn only reached 20 first downs in a game twice all year, with a high of 26 against

UT Martin. Auburn had not had as many as 27 first downs in a game since collecting 28 at Arkansas in 2005, and the last time Auburn had at least 29 first downs was in the 2004 SEC Championship game against Tennessee.

THE LONG AND SHORT OF IT

Auburn's offense has excelled at both striking quickly and putting together sustained drives. The Tigers already have five scoring drives of at least 10 plays this season, including three that took 13 plays. Last year, Auburn only had two scoring drives all season that used at least 13 plays. In addition, all six of the Tigers' scoring drives against Mississippi State covered at least 72 yards.

The Tigers have also had nine scoring drives that used less than two minutes on the clock, including seven that resulted in touchdowns. In 12 games last year, Auburn had just 10 scoring drives that took less than two minutes, and only six of those ended with touchdowns.

O-LINE PAVES THE WAY

Much of Auburn's offensive success can be attributed to the Tigers' offensive linemen. Auburn's starting five of tackles Andrew McCain and Lee Ziemba, guards Mike Berry and Byron Isom and center Ryan Pugh have a combined 74 starts under their belt. They have not only helped Auburn rank among the national leaders in total offense and rushing, but have allowed just two quarterback sacks this season.

NOTHING UNUSUAL FOR MALZAHN

Auburn's gaudy offensive numbers are nothing new to first-year offensive coordinator Gus Malzahn. His Tulsa teams led the nation in total offense in both 2007 (543.9 yards) and 2008 (569.9). Last year's Tulsa team also led the country in third-down conversions (57.0 pct.) and yards per play (7.27). Two of the three previous college squads that he coached finished in the top 10 in the nation in rushing, as the 2008 Tulsa team ranked fifth (268.0 yards) and his 2006 Arkansas squad was fourth (228.5).

DEFENSE HOLDING TOUGH

It's easy to overlook the job Auburn's defense has done because of the offensive output, but the unit has excelled despite a rash of injuries. In addition to the 10 turnovers and eight interceptions forced by Auburn, the Tigers rank 28th in pass efficiency defense (100.75) and 38th in sacks (2.33).

The Tigers have managed despite missing projected starters or second-stringers S Mike McNeil, CB Airon Savage, DE Antonio Carter, LB Spencer Pybus and DE Nosa Egaue for all three games, DB D'Antoine Hood for two games and LB Eltoro Freeman and DL Zach Clayton for one game each.

2009 Auburn Football Game Notes

COLEMAN MAKES AN IMPACT

Antonio Coleman, a first-team preseason All-SEC selection, is off to a strong start to the season. He has 16 tackles including four tackles for loss, two sacks, an interception which he returned for a touchdown against Mississippi State and a fumble recovery. Coleman ranks eighth in school history with 16.5 career sacks, and this season, he is tied for second in the league in tackles for loss and tied for fourth with two sacks.

JUNIORS LEAD THE WAY

Although Auburn is without several expected contributors on defense due to injury, several veterans are still leading the charge, including a trio of juniors. Junior linebackers Josh Bynes and Craig Stevens have 28 and 26 tackles, respectively, to lead the team, while junior safety Zac Etheridge is third with 19. Bynes and Stevens both have interceptions, while Stevens is second on the team with 3.5 tackles for loss and Etheridge has 1.5.

BYRUM ON TARGET

Junior Wes Byrum has been perfect so far during the 2009 season, connecting on all five of his field goal attempts and 16-of-16 extra points. Byrum, who ranks third in the SEC in scoring (10.3) and tied for 15th in the nation in field goals made (1.67), now ranks seventh in school history with 33 career made field goals.

30+ POINTS EQUALS VICTORY

Auburn has won 52 consecutive games when scoring 30 or more points. The last time the Tigers lost when registering at least 30 points was a 56-49, four overtime loss to Georgia in 1996.

In the last 23 years, Auburn is 121-2 when scoring 30 points.

WHEN SCORING 20+ POINTS

In the last 10 seasons, Auburn is 74-8 (.902) when scoring 20 or more points in a game. Dating back to the start of the 1993 season, Auburn is 117-15-1 (.883) when scoring 20 or more points in a game.

WINNING THE CLOSE ONES

Auburn has had a knack for winning close games in recent seasons. Since the 2003 Capitol One Bowl, Auburn is 18-9 in games decided by seven points or less, even after posting just a 2-4 record in such games during the 2008 season. Nine of the 18 wins were by three points or less, with just four losses coming by that margin.

YOUNG GUNS GET FIRST ACTION

A whopping 26 Auburn players have played in their first career games as Tigers so far this season. The list of first-timers included: DB Gabe Barrett, DB Daren Bates, DB T'Sharvan Bell, WR

DeAngelo Benton, WR Emory Blake, OL Jorell Bostrom, LB Watson Downs, LB Jonathan Evans, DL Nick Fairley, LB Eltoro Freeman, DE Dee Ford, LB Harris Gaston, WR Anthony Gulley, DS Josh Harris, DL Chris Humphries, TE Philip Lutzenkirchen, DL Derrick Lykes, RB Onterio McCalebb, DB Ikeem Means, LB Ashton Richardson, OL Darrell Roseman, WR Travante Stallworth, OL John Sullen, DB Demond Washington, WR Jay Wisner and TE Bailey Woods.

In addition, 10 players have made their first career starts: WR Darvin Adams, DB Daren Bates, DL Nick Fairley, LB Eltoro Freeman, LB Adam Herring, OT Andrew McCain, RB Onterio McCalebb, DL Jake Ricks, RB Eric Smith and WR Terrell Zachery.

DYNAMITE DEBUT

Freshman running back Onterio McCalebb became the first Auburn freshman to rush for at least 100 yards in each of the first two games in a season, totaling 148 in the opener against Louisiana Tech and 114 Sept. 12 against Mississippi State. His 148 yards in the opener was the seventh highest single-game total by a freshman in school history.

A NIGHT OF FIRSTS

Auburn established several firsts during its game against Mississippi State Sept. 12. To begin, Ben Tate and Onterio McCalebb both went over 100 yards rushing for the second straight game, marking the first time in school history that the Tigers have had two 100-yard rushers in back-to-back games.

McCalebb established another first by becoming the first Tiger freshman ever to rush for 100 or more yards in each of the first two games of the season.

Finally, Darvin Adams had 116 yards receiving, marking the first time in school history that Auburn had two 100-yard rushers and a 100-yard receiver in the same game. It nearly marked the second straight game that Auburn accomplished that feat, as Terrell Zachery had 104 yards receiving at one point during the season opener, but lost 6 yards on his final reception and finished with 98 yards receiving for the game.

TOP SEC OPENER TOTAL

Auburn's total of 589 yards of offense against Mississippi State was a school record for the most yards ever in an SEC opener. The previous record was 527 yards in the 1995 season opener against Ole Miss. Auburn's 589 yards were tied for 11th most in any game in school history and tied for fourth most in an SEC game, and the most since the Tigers also had 589 yards at Kentucky in 2005.

SEC STANDINGS

Eastern Division

	SEC		Overall	
	W	L	W	L
Georgia	2	0	2	1
Florida	1	0	3	0
Kentucky	0	0	2	0
South Carolina	0	1	2	1
Tennessee	0	1	1	2
Vanderbilt	0	2	1	2

Western Division

	SEC		Overall	
	W	L	W	L
Auburn	1	0	3	0
LSU	1	0	3	0
Mississippi State	1	1	2	1
Alabama	0	0	3	0
Ole Miss	0	0	2	0
Arkansas	0	1	1	1

THIS WEEK'S SCHEDULE

Thursday, Sept. 24

Ole Miss at South Carolina, 7:30 pm ET [ESPN]

Saturday, Sept. 26

LSU at Mississippi State, 11:21 am CT [SEC Net]

Arkansas at Alabama, 2:30 pm CT [CBS]

Florida at Kentucky, 6 pm ET [ESPN2]

Arizona State at Georgia, 7 pm ET [ESPN]

Ball State at Auburn, 6 pm CT [FSS]

Ohio at Tennessee, 7 pm ET

Vanderbilt at Rice, 7 pm CT [CSS]

LAST WEEK'S RESULTS

Saturday, Sept. 19

KENTUCKY 31, Louisville 27

ALABAMA 53, North Texas 7

FLORIDA 23, Tennessee 13

SOUTH CAROLINA 38, Florida Atlantic 16

LSU 31, Louisiana-Lafayette 3

Mississippi State 15, VANDERBILT 3

OLE MISS 52, SE Louisiana 6

Georgia 52, ARKANSAS 41

AUBURN 41, West Virginia 30

Home team in CAPS

COACHING STAFF ASSIGNMENTS

Jay Boulware: TE (Field)

Jeff Grimes: OL (Field)

Phillip Lolley: CB (Press Box)

Curtis Luper: RB/Recruit. Coord. (Press Box)

Gus Malzahn: OC/QB (Field)

Tracy Rucker: DL (Field)

Ted Roof: DC/LB (Field)

Trooper Taylor: Asst. HC/WR (Field)

Tommy Thigpen: Safeties (Field)

2009 Auburn Football Game Notes

AUBURN IN THE SEC/NCAA STATS

(Through games played 9/19)

TEAM	SEC	NCAA
Turnover Margin (2.3).....	1st	2nd
Sacks Allowed (0.7).....	2nd	11th
Pass Offense (251.3).....	2nd	30th
First Downs (25.3).....	T2nd	T7th
Rushing Offense (263.7).....	3rd	6th
Total Offense (515.0).....	3rd	8th
Scoring Offense (42.3).....	4th	T11th
Third-Down Conversions (52.3).....	4th	T15th
Red Zone Offense (91.7).....	4th	T21st
Pass Efficiency (154.12).....	5th	28th
Sacks By (2.3).....	5th	38th
Penalties (54.7).....	7th	T55th
Punt Returns (3.6).....	7th	96th
Red Zone Defense (90.0).....	T7th	T88th
Pass Def. Efficiency (100.75).....	8th	28th
Time Of Possession (28:58).....	8th	77th
Tackles For Loss (5.3).....	9th	T70th
Kickoff Return Defense (24.6).....	9th	99th
Pass Defense (193.7).....	10th	51st
Scoring Defense (22.3).....	10th	59th
Total Defense (350.3).....	10th	67th
Rushing Defense (156.7).....	10th	82nd
Opponent First Downs (18.7).....	11th	T65th
Kickoff Returns (18.6).....	11th	95th
Net Punting (30.75).....	11th	107th
Opponent 3rd-Down Conv. (46.5).....	12th	104th

INDIVIDUAL

	SEC	NCAA
B. Tate, Rushing (116.3).....	1st	9th
O. McCalebb, All-Purpose Yards (148.0).....	2nd	30th
W. Byrum, Scoring (10.3).....	3rd	18th
C. Todd, Total Offense (240.0).....	3rd	34th
D. Adams, Receptions (5.0).....	T3rd	T57th
O. McCalebb, Rushing (94.0).....	4th	32nd
D. Adams, Receiving Yards (87.0).....	4th	T33rd
J. Byrnes, Tackles (9.3).....	4th	T41st
C. Durst, Punting (40.5).....	4th	54th
A. Coleman, Tackles for Loss (1.3).....	T4th	T56th
C. Todd, Passing Eff. (152.12).....	5th	27th
W. Byrum, Field Goals (1.7).....	T5th	T15th
A. Coleman, Sacks (0.7).....	T6th	T55th
M. Blanc, Sacks (0.7).....	T6th	T55th
C. Stevens, Tackles (8.7).....	T6th	T60th
B. Tate, All-Purpose Yards (121.3).....	8th	T61st
C. Stevens, Tackles for Loss (1.2).....	T9th	T90th
O. McCalebb, Kickoff Returns (20.3).....	10th	T92nd

RECORD-BREAKING PLAY

Chris Todd and Terrell Zachery teamed up to make school history during Auburn's season-opening win against Louisiana Tech, connecting on a 93-yard touchdown pass. The play was the longest play from scrimmage in school history, surpassing a 92-yard rush by Ralph O'Gwynne vs. Loyola on Nov. 21, 1936. The longest pass play in school history had been an 87-yard pass from Jason Campbell to Silas Daniels on Oct. 9, 2004, also against Louisiana Tech.

GENE CHIZIK ERA BEGINS ON THE PLAINS

A new era of Auburn football is underway as Gene Chizik is in his first season as Auburn's head coach. It marks Chizik's second stint on the Plains, as he previously served as defensive coordinator from 2002-04, helping lead the Tigers to a perfect 13-0 record in 2004 while earning the Frank Broyles Awards as the nation's top assistant coach. His defense led the nation in scoring that season (11.3 ppg) and the Tigers were 30-9 overall during his previous three-year stint.

Chizik went on to help guide Texas to the 2005 national championship while serving as assistant head coach and co-defensive coordinator for the Longhorns. After two seasons in Austin, he was named head coach at Iowa State, where he spent two more years prior to returning to Auburn.

Chizik's reputation as an outstanding teacher is evident by the fact that he coached three consecutive Thorpe Award Winners, starting with Auburn's Carlos Rogers in 2004, followed by Texas' Michael Huff and Aaron Ross in 2005 and 2006, respectively.

FRESH FACES

Freshmen will play a key role in determining Auburn's level of success this year, as 12 true freshmen were listed on the initial depth chart.

The depth chart included DB Daren Bates, WR DeAngelo Benton, WR Emory Blake, DE Nosa Eguae, LB Jonathan Evans, DE Dee Ford, LB Harris Gaston, WR Anthony Gulley, TE Philip Lutzenkirchen, RB Onterio McCalebb, QB Tyrik Rollison and OL John Sullen.

Two redshirt freshmen were also on the depth chart: DB T'Sharvan Bell and DT Derrick Lykes.

AUBURN BY THE NUMBERS

The Tigers return 46 lettermen from last season, including 24 on offense, 18 on defense and four specialists. Auburn returns seven starters on offense and seven on defense.

Auburn's current roster of 113 players includes 13 seniors, 31 juniors, 27 sophomores, 11 redshirt freshmen and 31 freshmen. The underclassmen (69) represent 61.1 percent of the Tigers' roster.

A number of walk-ons joined the program after the first day of classes on August 17.

THE SENIOR CLASS

Head coach Gene Chizik has a senior class that includes 12 players at Auburn in 2009. It marks the smallest senior class at Auburn since the 2001 squad had 10 seniors.

The 2009 seniors include: DE Antonio Coleman, H Clayton Crofoot, P Clinton Durst, OT Andrew McCain, CB Walter McFadden, TE Gabe McKenzie, DB Woody Parramore, DL Jake Ricks, DB Aairon Savage, RB Ben Tate, QB Chris Todd and TE Tommy Trott.

IRON MEN

Of Auburn's 13 seniors, seven have seen time in at least 30 games during their careers. Tommy Trott leads the group, having played in 42 career games, including 40 of a possible 41 over the past four seasons. Antonio Coleman and Gabe McKenzie are next with 40 games played, followed by Walter McFadden (39 games), Ben Tate (37) and Jake Ricks (34).

STARTS STREAK

Junior Lee Ziemba has the longest starting streak on the Auburn squad, having started all 27 games over the past three seasons. Only three other players have starting streaks that date back to the 2007 season. Juniors Zac Etheridge and Ryan Pugh both have started 17 straight contests, while junior Craig Stevens has 15 straight starts under his belt.

Two other players have started every game since the start of the 2008 season: senior Walter McFadden and juniors Michael Goggans.

TIGER GRADS

Auburn begins the season with eight graduates on its roster, which is tied for fifth most among all FBS schools.

The Tiger graduates include: WR Montez Billings (Public Administration), DE Antonio Coleman (Criminology), CB Walter McFadden (Public Administration), TE Gabe McKenzie (Criminology), DB Aairon Savage (Exercise Science), RB Ben Tate (Criminology), QB Chris Todd (Business Finance) and TE Tommy Trott (Public Administration).

Listed are the top 10 FBS programs in the nation in terms of number of players who have completed their bachelor's degrees prior to the start of the 2009 season.

1. Alabama12
2. Boston College10
- Virginia Tech10
4. Penn State.....9
5. Auburn8
- Miami (Fla.).....8
- East Carolina8
- Notre Dame8
- Texas Tech8
- UNLV8

2009 Auburn Football Game Notes

WATCH LISTS

Three members of the Auburn team have been named to preseason watch lists for national awards.

Antonio Coleman leads the way, landing on four watch lists, including those for the Lombardi Award (best lineman or linebacker), Bronko Nagurski Award (best defensive player), Chuck Bednarik Award (best defensive player) and Ted Hendricks Award (best defensive end).

Ben Tate has been named to the Maxwell Award watch list, for the nation's outstanding player, and Tommy Trott is on watch list for the John Mackey Award, which goes to the nation's top tight end.

TIGER PROS

Auburn has demonstrated a proficiency for placing players in the National Football League. As of Aug. 24, 37 former Auburn Tigers were listed on NFL rosters. The Seattle Seahawks have the most former Tigers, with four former Auburn players on the roster, while the San Diego Chargers have three. Twenty-seven of the 32 teams have at least one former Auburn player on the roster.

NON-CONFERENCE SCHEDULE

Auburn is one of just two teams in the Southeastern Conference that is playing three non-conference games this season against teams that went to bowl games last season. South Carolina is the other.

Auburn opens the season with Louisiana Tech, which won the Independence Bowl last season. The Tigers' second non-conference game is against West Virginia, which defeated North Carolina in the Meineke Car Care Bowl. The following week the Tigers host Ball State, which fell to Gus Malzahn's Tulsa team in the GMAC Bowl, 45-13.

AUBURN FOOTBALL: EVERY DAY ...

This season Auburn is debuting a new weekly 30-minute show offering fans a reality-based, behind the scenes style production that will chronicle the inner-workings of the Tigers' football program through the entire 2009 season. The program follows the high and lows of competing as an SEC football player, with wired up coaches and players and exclusive interviews.

The show may be viewed across the state of Alabama and the Southeast on television stations as well as the Comcast Sports Southeast (CSS) regional cable network. The show will also be streamed via the internet at www.auburntigers.com. The show will air either Friday nights or Saturday mornings in all markets.

TIGERS ON CSS

Comcast/Charter Sports Southeast (CSS) will broadcast encore presentations of Auburn football every Sunday at 6 p.m. ET/5 p.m. CT with Andy Burcham handling play-by-play duties and Cole Cubelic doing color commentary. CSS will also air the Auburn Football Review every Tuesday at 5 p.m. ET/4 p.m. CT.

CSS is a 24-hour regional sports network serving approximately 5.8 million households across 12 Southeastern states.

THE LAST MEETING

BALL STATE 3
AUBURN 63

September 17, 2005

Jordan-Hare Stadium (78,427) • Auburn, Ala.

The Auburn offense was running on all cylinders against Ball State as the Tigers scored on all nine possessions in a 63-3 victory over the Cardinals.

The Tigers accumulated 572 yards (390 rushing and 182 passing) and rushed for seven touchdowns. Redshirt freshman Brad Lester scored two rushing touchdowns and recorded a 93-yard kickoff return for a score. Lester's kickoff return for a score was the first by an Auburn player since Tim Carter in 2000 versus LSU.

Junior Kenny Irons led the Auburn ground attack with 148 yards on two touchdowns on just 11 carries. His biggest score of the day came on a 68-yard run in the second quarter, giving Auburn a 28-0 advantage.

Auburn took a 35-0 lead into the lockerroom at the half, but the next score came from Ball State on a 33-yard field goal with 9:06

remaining in the third quarter. Prior to the Ball State score, the Auburn defense had held opponents scoreless for 97:26.

Auburn scored a touchdown on its next four possessions including a 93-yard kickoff return by Lester after the Ball State field goal, giving Auburn a 42-3 advantage.

Auburn's next three touchdowns were all on the ground including a 6-yard rush by Tre Smith, a 3-yard Lester run and a 52-yard rush by Tristan Davis.

Senior Ben Obomanu and freshman Prechae Rodriguez each caught passes for 39 yards on the day and Obomanu added a 3-

SCORING SUMMARY				
Ball State0	0	3	0 — 3
Auburn14	21	14	14 — 63
AU—K. Irons 13 run (Vaughn kick), 12:06, 1st				
AU—Stewart 1 run (Vaughn kick), 6:37, 1st				
AU—Lester 1 run (Vaughn kick), 13:06, 2nd				
AU—K. Irons 68 run (Vaughn kick), 9:27, 2nd				
AU—Obomanu 3 pass from Cox (Vaughn kick), 0:30, 2nd				
BSU—Jackson 33 field goal, 9:06, 3rd				
AU—Lester 93 kickoff return (Vaughn kick) 8:40, 3rd				
AU—Smith 6 run (Vaughn kick) 2:27, 3rd				
AU—Lester 3 run (Vaughn kick) 10:27, 4th				
AU—Davis 52 run (Vaughn kick) 2:19, 4th				
TEAM STATISTICS				
	AU		WVU	
First Downs	25		15	
Rushes-Yards	35-390		29-93	
Passing Yards	182		127	
Comp-Att-Int	17-22-0		14-26-1	
Total Yards	572		220	
Punts-Avg.	0-0		5-43.4	
Fumbles/Lost	0/0		1/0	
Penalties-Yards	6-47		2-12	
3rd Down Conv.	7-of-8		3-of-13	
Time of Possession	27:48		32:12	
INDIVIDUAL STATISTICS				
RUSHING: (AU) K. Irons 11-147 (2), Lester 7-91 (2), Smith 7-52 (1), Stewart 8-51 (1), Davis 2-49 (1); (BSU) Hill 2-16, Degage 2-15, Wynn 8-15, Lynch 9-15, Sieman 1-14, Wedlow 4-14, Bostic 1-4, Love 1-2.				
PASSING: (AU) Cox 16-19-0, 171 (TD); Field 1-3-0, 11; (BSU) Lynch 14-24-0, 127; Wynn 0-1-0, 0; Stinson 0-1-1 0.				
RECEIVING: (AU) Obomanu 5-39 (TD), Rodriguez 3-39, R. Smith 2-21, Stewart 2-14, Wallace 1-24, Taylor 1-16, Swinton 1-11, Mix 1-10, Aromashodu 1-8; (BSU) Moss 4-46, Clancy 2-28, Hawkins 2-17, Williamson 2-15, Bostic 2-13, Wynn 1-4, Steinhaus 1-4.				

yard touchdown reception from quarterback Brandon Cox with just 30 seconds remaining in the first half of play.

Cox completed 16-of-19 passes for 171 yards and one touchdown.

Devin Aromashodu returned a Ball State kickoff 52 yards to open the game, setting up the Tigers' first score, which came on a 13-yard run by Irons with 12:06 left in the first quarter. The return was the longest of Aromashodu's career.

Defensively, Merrill Johnson led the team with nine tackles, including one for a loss and Karibi Dede added six tackles, including one for a loss.

2009 Auburn Honors and Awards

WES BYRUM

- ▶ College Football Performance Awards Honorable Mention Placekicker of the Week (Sept. 7)

ANTONIO COLEMAN

- ▶ SEC Defensive Lineman of the Week (Sept. 14)
- ▶ Lowe's Senior CLASS Award Watch List
- ▶ Rotary Lombardi Award Watch List
- ▶ Ted Hendricks Award Watch List
- ▶ Chuck Bednarik Award Watch List
- ▶ Bronko Nagurski Award Watch List
- ▶ *Lindy's* Preseason All-America Second Team
- ▶ *Athlon Sports* Preseason All-America Second Team
- ▶ Phil Steele Preseason All-America Third Team
- ▶ *Lindy's* Preseason All-SEC First Team
- ▶ *Athlon Sports* Preseason All-SEC First Team
- ▶ *Sports Illustrated* Preseason All-SEC Second Team
- ▶ Phil Steele Preseason All-SEC First Team
- ▶ Coaches' All-SEC Second Team
- ▶ Media All-SEC First Team

CLINTON DURST

- ▶ *Sports Illustrated* Preseason All-SEC Second Team
- ▶ Phil Steele Preseason All-SEC First Team
- ▶ Media All-SEC Second Team

GUS MALZAHN

- ▶ Rivals.com National Coordinator of the Week (Sept. 14)

ONTERIO MCCALEBB

- ▶ SEC Freshman of the Week (Sept. 7)

RYAN PUGH

- ▶ *Lindy's* Preseason All-SEC First Team

CRAIG STEVENS

- ▶ SEC Defensive Player of the Week (Sept. 21)

BEN TATE

- ▶ Maxwell Award Watch List
- ▶ *Athlon Sports* Preseason All-SEC Third Team
- ▶ Phil Steele Preseason All-SEC Second Team
- ▶ Coaches' All-SEC Third Team

TOMMY TROTT

- ▶ John Mackey Award Watch List

LEE ZIEMBA

- ▶ *Lindy's* Preseason All-SEC Second Team
- ▶ *Athlon Sports* Preseason All-SEC Second Team
- ▶ *Sports Illustrated* Preseason All-SEC Second Team
- ▶ Coaches' All-SEC Second Team
- ▶ Media All-SEC Second Team

Auburn's 2009 Opponents/Polls

LOUISIANA TECH (1-2, 0-0 WAC)			KENTUCKY (2-0, 0-0 SEC)			ASSOCIATED PRESS TOP 25				
Sept. 5	at Auburn [ESPN]	L, 13-37	Sept. 5	at Miami (Ohio) [ESPN]	W, 42-0	Rk	School (1st)	Record	Pts.	Prv.
Sept. 12	at Navy [CBS]	L, 14-32	Sept. 19	LOUISVILLE [ESPN]	W, 31-27	1.	Florida (55)	3-0	1488	1
Sept. 19	NICHOLLS STATE	W, 48-13	Sept. 26	FLORIDA [ESPN2]	6 p.m.	2.	Texas (2)	3-0	1428	2
Sept. 30	HAWAII [ESPN2]	7 p.m.	Oct. 3	ALABAMA [SEC Net]	12:21 p.m.	3.	<i>Alabama (3)</i>	3-0	1390	4
Oct. 9	at Nevada [ESPN]	8 p.m.	Oct. 10	at South Carolina	TBA	4.	<i>Mississippi</i>	2-0	1213	5
Oct. 17	NEW MEXICO STATE (HC)	3 p.m.	Oct. 17	at Auburn	TBA	5.	Penn State	3-0	1212	6
Oct. 24	at Utah State [ERT]	2 p.m.	Oct. 24	LA.-MONROE	TBA	6.	California	3-0	1169	8
Oct. 31	at Idaho [ERT]	4 p.m.	Oct. 31	MISSISSIPPI STATE	TBA	7.	LSU	3-0	1120	9
Nov. 6	BOISE STATE [ESPN2]	7 p.m.	Nov. 7	EASTERN KENTUCKY	TBA	8.	Boise State	3-0	1038	10
Nov. 14	at LSU	7 p.m.	Nov. 14	at Vanderbilt	TBA	9.	Miami (Fla.)	2-0	920	20
Nov. 21	at Fresno State	4 p.m.	Nov. 21	at Georgia	TBA	10.	Oklahoma	2-1	862	12
Dec. 5	SAN JOSE STATE [ERT]	1 p.m.	Nov. 28	TENNESSEE	TBA	11.	Virginia Tech	2-1	852	13
MISSISSIPPI STATE (2-1, 1-1 SEC)			LSU (3-0, 1-0 SEC)			12.	USC	2-1	825	3
Sept. 5	JACKSON STATE [ESPN]	W, 45-7	Sept. 5	at Washington	W, 31-23	13.	Ohio State	2-1	810	11
Sept. 12	at Auburn [FSS]	L, 24-49	Sept. 12	VANDERBILT [ESPN]	W, 23-9	14.	Cincinnati	3-0	739	17
Sept. 19	at Vanderbilt [FSS]	W, 14-3	Sept. 19	UL-LAFAYETTE [ESPN]	W, 31-3	15.	TCU	2-0	674	15
Sept. 26	LSU [SEC Net]	11:21 a.m.	Sept. 26	at Mississippi State [SEC Net]	11:21 a.m.	16.	Oklahoma State	2-1	478	16
Oct. 3	GEORGIA TECH [CSS]	6:30 p.m.	Oct. 3	at Georgia [CBS]	2:30 p.m.	17.	Houston	2-0	455	21
Oct. 10	HOUSTON (HC)	TBA	Oct. 10	FLORIDA	TBA	18.	Florida State	2-1	363	NR
Oct. 17	at Middle Tennessee	TBA	Oct. 24	AUBURN	TBA	19.	BYU	2-1	349	7
Oct. 24	FLORIDA	TBA	Oct. 31	TULANE	TBA	20.	Kansas	3-0	347	22
Oct. 31	at Kentucky	TBA	Nov. 7	at Alabama	TBA	21.	<i>Georgia</i>	2-1	318	23
Nov. 14	ALABAMA	TBA	Nov. 14	LOUISIANA TECH (HC)	7 p.m.	22.	North Carolina	3-0	271	24
Nov. 21	at Arkansas	TBA	Nov. 21	at Ole Miss	TBA	23.	Michigan	3-0	247	25
Nov. 28	OLE MISS	TBA	Nov. 28	ARKANSAS	TBA	24.	Washington	2-1	194	NR
WEST VIRGINIA (2-1, 0-0 BIG EAST)			OLE MISS (2-0, 0-0 SEC)			25.	Nebraska	2-1	132	19
Sept. 5	LIBERTY	W, 33-20	Sept. 6	at Memphis [ESPN]	W, 45-14	OTHERS RECEIVING VOTES				
Sept. 12	EAST CAROLINA	W, 35-20	Sept. 19	SE LOUISIANA [CSS]	W, 52-6	Missouri 115, Georgia Tech 102, Auburn 100, Pittsburgh 91, UCLA 62, Iowa 39, Oregon 30, Texas Tech 19, Notre Dame 16, Utah 12, Clemson 11, Oregon State 4, Colorado State 4, South Florida 1.				
Sept. 19	at Auburn [ESPN2]	L, 30-41	Sept. 24	at South Carolina [ESPN]	6:30 p.m.					
Oct. 1	COLORADO [ESPN]	7:30 p.m.	Oct. 3	at Vanderbilt [ESPN]	6 p.m.					
Oct. 10	at Syracuse	TBA	Oct. 10	ALABAMA	TBA					
Oct. 17	MARSHALL	3:30 p.m.	Oct. 17	UAB (HC)	TBA					
Oct. 24	CONNECTICUT	TBA	Oct. 24	ARKANSAS	TBA					
Oct. 30	at South Florida [ESPN2]	TBA	Oct. 31	at Auburn	TBA					
Nov. 7	LOUISVILLE	TBA	Nov. 7	NORTHERN ARIZONA	TBA					
Nov. 13	at Cincinnati [ESPN2]	8 p.m.	Nov. 14	TENNESSEE	TBA					
Nov. 27	PITTSBURGH	TBA	Nov. 21	LSU	TBA					
Dec. 5	at Rutgers	TBA	Nov. 28	at Mississippi State	TBA					
BALL STATE (0-3, 0-0 MAC)			FURMAN (2-1)			USA TODAY TOP 25				
Sept. 3	NORTH TEXAS [ESPN]	L, 10-20	Sept. 5	PRESBYTERIAN [My 40]	W, 45-21	Rk	School (1st)	Record	Pts.	Prv.
Sept. 12	NEW HAMPSHIRE	L, 16-23	Sept. 12	at Chattanooga	W, 38-20	1.	Florida (59)	3-0	1475	1
Sept. 19	at Army [CBSColl.]	L, 17-24	Sept. 19	at #NR/25 Missouri	L, 12-52	2.	Texas	3-0	1412	2
Sept. 26	at Auburn [FSN]	7 p.m.	Sept. 26	at Western Carolina	6 p.m.	3.	<i>Alabama</i>	3-0	1355	4
Oct. 3	TOLEDO (HC)	12 p.m.	Oct. 3	ELON	3 p.m.	4.	Penn State	3-0	1274	5
Oct. 10	at Temple	1 p.m.	Oct. 17	SAMFORD	2 p.m.	5.	<i>Mississippi</i>	2-0	1182	6
Oct. 17	BOWLING GREEN	12 p.m.	Oct. 24	at The Citadel	2 p.m.	6.	California	3-0	1149	7
Oct. 24	at Eastern Michigan	1 p.m.	Oct. 31	APPALACHIAN STATE	12 p.m.	7.	LSU	3-0	1122	7
Oct. 31	OHIO	12 p.m.	Nov. 7	at Auburn	TBA	8.	Boise State	3-0	976	10
Nov. 12	at Northern Illinois [ESPN]	TBA	Nov. 14	at Georgia Southern	2 p.m.	9.	Oklahoma	2-1	917	12
Nov. 18	CENTRAL MICHIGAN [ESPN2]	6/8 p.m.	Nov. 21	WOFFORD	3 p.m.	10.	USC	2-1	905	3
Nov. 24	at Western Michigan [ESPN2]	7 p.m.	GEORGIA (2-1, 2-0 SEC)			11.	Ohio State	2-1	900	11
TENNESSEE (1-2, 0-1 SEC)			Sept. 5	at #9/11 Oklahoma State [ABC]	L, 10-24	12.	Virginia Tech	2-1	853	14
Sept. 5	W. KENTUCKY [SEC NET]	W, 63-7	Sept. 12	SOUTH CAROLINA [ESPN2]	W, 41-37	13.	Miami (Fla.)	2-0	724	22
Sept. 12	UCLA [ESPN]	L, 15-19	Sept. 19	at Arkansas [ESPN]	W, 52-41	14.	TCU	2-0	701	15
Sept. 19	at #1/1 Florida [CBS]	L, 13-23	Sept. 26	ARIZONA STATE [ESPN]	7 p.m.	15.	Cincinnati	3-0	580	21
Sept. 26	OHIO	7 p.m.	Oct. 3	LSU [CBS]	3:30 p.m.	16.	Oklahoma State	2-1	576	17
Oct. 3	AUBURN [ESPN]	7:45 p.m.	Oct. 10	at Tennessee	TBA	17.	<i>Georgia</i>	2-1	457	20
Oct. 10	GEORGIA	TBA	Oct. 17	at Vanderbilt	TBA	18.	North Carolina	3-0	445	19
Oct. 24	at Alabama	TBA	Oct. 31	at Florida [CBS]	3:30 p.m.	19.	Kansas	3-0	381	23
Oct. 31	SOUTH CAROLINA	TBA	Nov. 7	TENNESSEE TECH (HC)	TBA	20.	BYU	2-1	279	9
Nov. 7	MEMPHIS	TBA	Nov. 14	AUBURN	TBA	21.	Missouri	3-0	214	25
Nov. 14	at Mississippi	TBA	Nov. 21	KENTUCKY	TBA	22.	Michigan	3-0	205	NR
Nov. 21	VANDERBILT	TBA	Nov. 28	at Georgia Tech	TBA	23.	Houston	2-0	160	NR
Nov. 28	at Kentucky	TBA	ALABAMA (3-0, 0-0 SEC)			24.	Nebraska	2-1	158	18
ARKANSAS (1-1, 0-1 SEC)			Sept. 5	vs. #7/7 Virginia Tech [ABC]	W, 34-24	25.	Florida State	2-1	154	24
Sept. 5	MISSOURI STATE	W, 48-10	Sept. 12	FLORIDA INTERNATIONAL	W, 40-14	OTHERS RECEIVING VOTES				
Sept. 19	#23/20 GEORGIA [ESPN]	L, 41-52	Sept. 19	NORTH TEXAS [SEC Net]	W, 53-7	Georgia Tech 148, Pittsburgh 68, Utah 63, Auburn 62, Iowa 58, Washington 42, Notre Dame 38, UCLA 38, Oregon 34, Texas Tech 22, Kentucky 16, South Florida 12, South Carolina 7, Oregon State 6, Colorado State 4, Wisconsin 2, Minnesota 1.				
Sept. 26	at Alabama [CBS]	2:30 p.m.	Sept. 26	ARKANSAS [CBS]	2:30 p.m.					
Oct. 3	at Texas A&M [ESPN2]	6:30 p.m.	Oct. 3	at Kentucky [SEC Net]	11:21 a.m.					
Oct. 10	AUBURN	TBA	Oct. 10	at Mississippi	TBA					
Oct. 17	at Florida	TBA	Oct. 17	SOUTH CAROLINA (HC)	TBA					
Oct. 24	at Ole Miss	TBA	Oct. 24	TENNESSEE	TBA					
Oct. 31	EASTERN MICHIGAN (HC)	TBA	Nov. 7	LSU	TBA					
Nov. 7	SOUTH CAROLINA	TBA	Nov. 14	at Mississippi State	TBA					
Nov. 14	TROY	TBA	Nov. 21	TENNESSEE-CHATTANOOGA	TBA					
Nov. 21	MISSISSIPPI	TBA	Nov. 27	at Auburn [CBS]	1:30 p.m.					
Nov. 28	at LSU	TBA								

2009 Auburn Depth Chart

Pronunciation Guide		Offense		Defense	
2	Aairon Savage AIR-un	DB	QB	12	Chris Todd (6-4, 210, Sr.)
				19	Neil Caudle (6-3, 200, Jr.)
				17	Tyrik Rollison (6-0, 194, Fr.)
15	Neiko Thorpe NEE-ko	DB	TB	44	Ben Tate (5-11, 218, Sr.)
				23	Onterio McCalebb (5-10, 164, Fr.)
				32	Eric Smith (5-10, 237, So.)
17	Tyrik Rollison TY-rick RAHL-ih-son	QB	FB	27	Mario Fannin (5-11, 225, Jr.)
				30	John Douglas (6-2, 241, So.) --OR--
				83	Gabe McKenzie (6-5, 252, Sr.)
19	Neil Caudle CAW-dull	QB	TE	5	Tommy Trott (6-5, 243, Sr.)
				43	PhilipLutzenkirchen (6-4, 262, Fr.)
				82	Jay Wisner (6-2, 194, Jr.)
23	Onterio McCalebb Mik-KAY-lub	RB	WR	81	Terrell Zachery (6-1, 203, Jr.)
				18	Kodi Burns (6-2, 208, Jr.)
				80	Emory Blake (6-1, 192, Fr.)
25	D'Antoine Hood duh-AN-twon	DB	WR	89	Darvin Adams (6-3, 185, So.)
				13	Tim Hawthorne (6-3, 212, Jr.) --OR--
				3	DeAngelo Benton (6-2, 192, Fr.)
42	Philip Pierre-Louis pee-AIRLOO-iss	WR	LT	73	Lee Ziemba (6-8, 308, Jr.)
				79	Jared Cooper (6-4, 295, So.)
43	Philip Lutzenkirchen LUTZ-en-kirk-en	TE	LG	57	Byron Isom (6-3, 291, Jr.)
				76	Jorell Bostrom (6-3, 353, Jr.)
49	Michael Goggans GAH-guns	DE	C	50	Ryan Pugh (6-4, 289, Jr.)
				53	Bart Eddins (6-4, 297, Jr.)
50	Ryan Pugh PYEW	OL	RG	66	Mike Berry (6-3, 311, Jr.)
				71	John Sullen (6-6, 326, Fr.)
57	Byron Isom buh-RONEYE-some	DL	RT	75	Andrew McCain (6-6, 299, Sr.)
				55	Vance Smith (6-2, 281, So.)
73	Lee Ziemba ZIM-bah	OL			
81	Terrell Zachery ter-ELL	WR			
82	Jay Wisner WIZ-ner	WR			
85	Quindarius Carr quin-DARE-ee-us	WR			
86	John Cubelic CUBE-eh-lick	WR			
93	Mike Blanc BLAHNK	DL	PK	18	Wes Byrum (6-2, 209, Jr.)
				37	Morgan Hull (6-3, 199, Jr.)
94	Nosa Egaue NO-suh EE-gway	DL	P	97	Clinton Durst (6-1, 191, Sr.)
				21	Ryan Shoemaker (6-0, 184, Jr.)
			DS	61	Josh Harris (6-1, 220, So.)
				48	Bailey Woods (6-5, 237, So.)
			H	96	Clayton Crofoot (6-6, 191, Sr.)
				19	Neil Caudle (6-3, 200, Jr.)
			LE	52	Antonio Coleman (6-3, 261, Sr.)
				98	Zach Clayton (6-3, 281, Jr.)
			LT	93	Mike Blanc (6-4, 288, Jr.)
				90	Nick Fairley (6-5, 293, So.)
			RT	91	Jake Ricks (6-4, 292, Sr.)
				97	Derrick Lykes (6-2, 284, RFr.)
			RE	49	Michael Goggans (6-3, 264, Jr.)
				95	Dee Ford (6-4, 214, Fr.)
			LLB	46	Craig Stevens (6-3, 223, Jr.)
				35	Jonathan Evans (5-11, 207, Fr.)
			MLB	17	Josh Bynes (6-2, 239, Jr.)
				31	Adam Herring (6-1, 216, So.)
			RLB	21	Eltoro Freeman (5-11, 219, So.) --OR--
				31	Adam Herring (6-1, 216, So.)
				36	Wade Christopher (6-1, 215, So.)
			LC	6	Walter McFadden (6-0, 175, Sr.)
				8	Harry Adams (6-0, 183, So.)
			S	25	Daren Bates (5-11, 195, Fr.)
				22	T'Sharvan Bell (6-0, 176, RFr.)
			S	4	Zac Etheridge (6-0, 212, Jr.)
				11	Mike Slade (6-3, 192, So.)
			RC	15	Neiko Thorpe (6-2, 176, So.)
				32	Demond Washington (5-9, 185, Jr.)
			Special Teams		
			PR	24	Anthony Gulley (5-9, 176, Fr.) --OR--
				27	Mario Fannin (5-11, 225, Jr.)
			KOR	81	Terrell Zachery (6-1, 203, Jr.) &
				23	Onterio McCalebb (5-10, 164, Fr.)
				15	Neiko Thorpe (6-2, 176, So.) &
				27	Mario Fannin (5-11, 225, So.)

2009 Auburn Football Game Recaps

GAME 1	LOUISIANA TECH	13
	AUBURN	37
	September 5, 2009	
	Jordan-Hare Stadium (81,143) • Auburn, Ala.	

Carrying a three-point lead into the locker room at halftime, the Auburn offense erupted for 24 second-half points en route to a 37-13 season-opening win over Louisiana Tech under the lights at Jordan-Hare Stadium. The win was also the first for Gene Chizik as Auburn's head coach.

The Tigers put up a balanced 556 yards of total offense in the victory with 301 rushing yards and 255 passing yards. Starting quarterback Chris Todd hit his target on 17-of-26 attempts for two touchdowns and no interceptions.

The highlight of the night for Todd came early in the second half following an interception by freshman Daren Bates. Auburn took over possession at its own 2-yard-line and on third down, Todd found Terrell Zachery down the right sideline for a 93-yard touchdown pass. The play is the longest from scrimmage in Auburn history.

Junior kicker Wes Byrum got the scoring started for Auburn in the first quarter, hitting a 25-yard field goal on the Tigers' first possession.

Louisiana Tech took its only lead of the game at the 5:00 mark of the first quarter as Dennis Morris caught a 19-yard pass from Ross Jenkins. Auburn retaliated on its next possession as Kodi Burns scored the team's first touchdown of the season on a 1-yard run.

With 23 seconds remaining in the first half, Louisiana Tech looked poised to take a 10-10 tie into the locker room following a 20-yard field goal by Matt Nelson, but Auburn marched back down the field, gaining 29 yards on three plays, to set up the 49-yard field goal by Byrum with no time left on the clock for the 13-10 lead.

The Tigers' momentum continued to roll as the third quarter started, beginning with the record-setting touchdown from Todd to Zachery at the 10:59 mark. Byrum connected on his final field goal of the game at the 4:28 mark of the period to give Auburn a 23-10 lead. Tech would follow up on its next possession with a field goal of its own by Nelson, cutting the lead to 23-13.

The Auburn defense kept the Bulldogs scoreless in the fourth quarter, capping off a half in which it gave up only 102 yards of total offense.

With 12:45 left in the game, Todd connected with sophomore Darvin Adams for his first career touchdown on a 17-yard pass. True freshman Onterio McCalebb followed with 5:27 remaining in the game with his first career touchdown as well, scoring on a 3-yard run.

McCalebb finished the game with a game-high 148 yards of rushing, becoming the first Auburn true freshman to run for more than 100 yards in a season opener since Bo Jackson accomplished the feat with 123 yards against Wake Forest in 1982.

McCalebb was not the only 100-yard rusher on the team as senior Ben Tate racked up 118 of his own, marking the first time since 2007 against New Mexico State for Auburn to have two 100-yard rushers. Tate also hit another milestone in the game as he became the 13th Auburn player ever to amass 2,000 career rushing yards. He finished the game with a total of 2,076, ranking him 12th all-time at Auburn.

Zachery led the Auburn receiving corps with 98 yards, followed by Mario Fannin with 82 and Adams with 65.

On the defensive end, Zac Etheridge, Craig Stevens and Josh Bynes finished with eight tackles each to lead the Tigers. Senior Antonio Coleman finished with seven tackles and a sack, giving him 15.5 on his career and a tie for 10th all-time at Auburn in the category.

With the win, Auburn holds an 11-0-1 record all-time against Louisiana Tech and is 90-25-2 in season-opening games.

GAME 2	MISSISSIPPI STATE	24
	AUBURN	49
	September 12, 2009	
	Jordan-Hare Stadium (85,269) • Auburn, Ala.	

Kodi Burns accounted for four of Auburn's touchdowns, throwing one and running in three, and Onterio McCalebb and Ben Tate each topped the 100-yard rushing mark for the second straight game as Auburn pulled away from Mississippi State with 28 unanswered points to win 49-24 on Saturday night.

Tate carried it 20 times for a career-high 157 yards and a touchdown while McCalebb rushed for 114 yards on 16 carries with a touchdown, becoming the first pair of Auburn running backs to top the 100-yard rushing mark in back-to-back games.

Burns had nine rushes for 32 yards, scoring on three 1-yard runs, and also was 1-for-1 passing for 13 yards and a touchdown.

Ahead 28-17 at the half, Auburn scored twice in the third quarter as Burns threw his fifth career touchdown pass, a strike to Philip Lutzenkirchen to go up 35-17, and then Tate ran it in from 35 yards out for his first touchdown of the season to put Auburn up 42-17.

Mississippi State had scored 17 consecutive points to take a 17-14 lead with 4:44 left in the second quarter before Auburn answered with two late second-quarter touchdowns. A 1-yard run by Anthony Dixon and a Sean Brauchle 29-yard field goal brought Mississippi State to within four, 14-10, before Robert Elliott returned a blocked Clinton Durst punt for the 17-10 lead.

McCalebb's touchdown, a 48-yard run around the left end, regained the lead for Auburn, 21-17, before Burns scored from 1 yard out with 16 seconds left in the half. Auburn went up 7-0 on its first possession of the game as Burns capped an eight-play, 73-yard scoring drive with a one-yard rush up the middle for his first touchdown of the game.

An Antonio Coleman 20-yard interception return of a Chris Relf pass put Auburn ahead, 14-0, with 2:21 remaining in the first quarter. The interception was the first of Coleman's career and the touchdown was the second of his career, following a fumble return in the 2007 season-opener against Kansas State.

Burns closed out Auburn's scoring with his third touchdown run of the game with 5:56 remaining as Auburn moved to 2-0 on the season.

Chris Todd was 10-of-23 for 186 yards. Most of those passes went to Darvin Adams as he finished the night with five catches for 116 yards. Along with Tate and McCalebb, Adams combined to mark the first time ever for Auburn to have two

100-yard rushers and a 100-yard receiver in the same game.

McCalebb became the first player in Auburn history to top 100-yards rushing in his first two career games.

Auburn's 49 points were the most it has scored in a SEC game since scoring 49 at Kentucky in 2005. With 589 yards of total offense, it also marked the first time that Auburn had 500 or more yards of total offense in back-to-back games since 1970, when the Tigers had 566 yards against Florida and 664 against Mississippi State.

Defensively for Auburn, Zac Etheridge and Josh Bynes led the way with eight tackles each. Neiko Thorpe and Craig Stevens chipped in seven tackles with two of Stevens' coming for loss. Making his first career appearance as a Tiger, sophomore Eltoro Freeman followed with six tackles.

With the win, Auburn now holds a 58-23-2 all-time record over Mississippi State and is 43-28-5 in SEC openers.

SCORING SUMMARY		
Louisiana Tech	3	3 0 — 13
Auburn	3	10 14 — 37

AU - Byrum 25 yd field goal, 9:24, 1st		
LT - Morris 19 yd pass from Jenkins (Nelson kick), 5:00, 1st		
AU - Burns 1 yd run (Byrum kick), 1:33, 1st		
LT - Nelson 20 yd field goal, 0:23, 2nd		
AU - Byrum 49 yd field goal, 0:00, 2nd		
AU - Zachary 93 yd pass from Todd (Byrum kick), 10:59, 3rd		
AU - Byrum 47 yd field goal, 4:28, 3rd		
LT - Nelson 46 yd field goal, 0:52, 3rd		
AU - D. Adams 17 yd pass from Todd (Byrum kick), 12:45, 4th		
AU - McCalebb 3 yd run (Byrum kick), 5:27, 4th		

TEAM STATISTICS	LT	AU
First Downs	19	27
Rushes-Yards	37-96	52-301
Passing Yards	149	255
Comp-Att-Int	18-33-1	17-27-0
Total Plays-Yards	70-245	79-556
Punts-Avg.	6-38.3	2-41.0
Fumbles/Lost	3/1	3/2
Penalties-Yards	3-30	8-87
3rd Down Conv.	5-of-14	8-of-13
Time of Possession	31:23	28:37

INDIVIDUAL STATISTICS	
RUSHING: (LT) - Porter 17-56; Jenkins 10-36; Morrow 1-6; Duplessis 5-6; Compton 1-2; Livas 1-1; Fite 1-minus 2; TEAM 1-minus 9. (AU) - McCalebb 22-148; Tate 20-117; Burns 8-23; Zachery 1-10; Todd 1-3.	
PASSING: (LT) - Jenkins 18-33-1-149. (AU) - Todd 17-26-0-255; Burns 0-1-0-0.	
RECEIVING: (LT) - Livas 5-43; Tuminello 3-26; Morris 2-30; Fite 2-17; Porter 2-13; Mitchell 1-8; Stuart 1-7; Linwood 1-5; Morrow 1-0. (AU) - Fannin 8-82; D. Adams 4-65; Zachery 3-98; Tate 2-10.	

SCORING SUMMARY		
Mississippi State	17	0 7 — 24
Auburn	14	14 14 7 — 49

AU - Burns 1 yd run (Byrum kick), 8:13, 1st		
AU - Coleman 20 yd interception return (Byrum kick), 2:21, 1st		
MS - Dixon 1 yd run (Brauchle kick), 12:05, 2nd		
MS - Brauchle 29 yd field goal, 7:20, 2nd		
MS - Elliott 10 yd blocked punt return (Brauchle kick), 4:44, 2nd		
AU - McCalebb 48 yd run (Byrum kick), 3:08, 2nd		
AU - Burns 1 yd run (Byrum kick), 0:16, 2nd		
AU - Lutzenkirchen 13 yd pass from Burns (Byrum kick), 3:52, 3rd		
AU - Tate 35 yd run (Byrum kick), 1:19, 3rd		
MS - Ducre 1 yd pass from Lee (Brauchle kick), 11:15, 4th		
AU - Burns 1 yd run (Byrum kick), 5:56, 4th		

TEAM STATISTICS	MS	AU
First Downs	14	29
Rushes-Yards	38-167	59-390
Passing Yards	130	199
Comp-Att-Int	11-21-2	11-24-0
Total Plays-Yards	59-297	83-589
Punts-Avg.	6-45.2	5-28.8
Fumbles/Lost	0/0	2/0
Penalties-Yards	10-89	5-40
3rd Down Conv.	5-of-14	6-of-13
Time of Possession	28:57	31:03

INDIVIDUAL STATISTICS	
RUSHING: (MS) - Dixon 20-92; Relf 7-52; Ducre 4-14; Lee 3-9; Stallworth 1-3; Elliott 2-minus 1; TEAM 1-minus 2. (AU) - Tate 20-157; McCalebb 16-114; Fannin 9-75; Burns 9-32; Smith 3-8; Todd 1-6; Team 1-minus 2.	
PASSING: (MS) - Relf 5-11-2-77; Lee 6-10-0-53. (AU) - Todd 10-23-0-186; Burns 1-1-0-13.	
RECEIVING: (MS) - Berry 4-60; McRae 3-33; Wilder 1-25; Bumphis 1-8; Green 1-3; Ducre 1-1. (AU) - Adams 5-116; Zachery 2-41; Wisner 1-24; Lutzenkirchen 1-13; Fannin 1-3; Burns 1-2.	

2009 Auburn Football Game Recaps

GAME 3	WEST VIRGINIA	30
	AUBURN	41
September 19, 2009		
Jordan-Hare Stadium (87,451) • Auburn, Ala.		

A year earlier in Morgantown, W.Va., it was Auburn that took a 17-10 lead into the locker room at halftime, only to have the West Virginia Mountaineers out-score the Tigers 24-0 in the second half for the come-from-behind win. Auburn returned the favor Saturday, out-scoring West Virginia 31-9 after spotting the Mountaineers a 21-10 lead to pick up the 41-30 victory and improve to 4-0.

With Auburn's running game, that had averaged more than 300 yards per game in the first two games of the season, limited to just 100 yards against the Mountaineers, the Tigers had to go in another direction to get points on the board. The direction ended up being senior quarterback Chris Todd as he threw for career highs of 284 yards and four touchdown passes. Todd was 16-of-31 on the night, including an 82-yard pass to Mario Fanin that tied the game in the third quarter.

West Virginia took the early lead in the game as Noel Devine ran in for two touchdowns in the first five minutes, including a 71-yard run to put WVU up 14-0. Auburn countered with a 46-yard Wes Byrum field goal to put the Tigers on the board. Senior defensive end Antonio Coleman recovered a fumble at the West Virginia 45-yard line on the Mountaineers next possession, helping to set up a 16-yard pass from Todd to Darvin Adams to cut the WVU lead to four at 14-10. The reception was the first of three Touchdown catches on the night for Adams, making him the first Auburn player to tally three touchdown passes in a game in more than 20 years.

The Mountaineers closed out the first quarter with its third touchdown of the period as quarterback Jarrett Brown found Jock Sanders in the end zone for a 6-yard touchdown pass.

Auburn cut away the West Virginia lead in the second quarter, beginning with a 42-yard Byrum field goal. The field goal was the result of a Neiko Thorpe interception. The Tigers marched back up the field in its next possession, capping it off with a 4-yard touchdown pass from Todd to Adams to cut the WVU lead to one at 21-20.

West Virginia scored its final touchdown of the night halfway through the third quarter as Devine took off for 12 yards to extend the Mountaineer lead to 27-20. Tyler Bitancurt missed the ensuing extra-point attempt, setting up the opportunity for Auburn to tie the game on its next possession.

Less than a minute after the West Virginia touchdown, Todd rolled out of the pocket and found Fanin open on the right side. Fanin cut through the Mountaineer defense to streak down the field 82 yards for the touchdown. Byrum's extra-point tied the game at 27-27.

West Virginia took its final lead late in the third quarter on a Bitancurt field

goal, 30-27. Auburn shut the Mountaineers out in the fourth quarter, taking the lead on a 17-yard touchdown pass from Todd to Adams early in the period and sealing the victory with a 15-yard Craig Stevens interception return for a touchdown to give Auburn a 41-30 lead.

Fanin's 82-yard reception led the team in receiving yards, followed by Adams with three touchdowns and 80 yards on six receptions. Eric Smith followed with 67 yards on three receptions.

Ben Tate led the Auburn rushing attack with 81 yards on 19 attempts. Oterio McCaleb followed with 25 total yards.

Defensively for Auburn, Josh Bynes led the team with 12 tackles and an interception while Stevens tallied 11 tackles and an interception. Also picking off passes in the game were Walter McFadden, Thorpe and lineman Jake Ricks.

With the win, Auburn and West Virginia are now tied in the all-time series, 1-1. The game was also delayed by 1:03 due to lightning.

SCORING SUMMARY

West Virginia21	0	9	0	—	30
Auburn10	10	7	14	—	41

WVU - Devine 1 yd run (Bitancurt kick), 12:52, 1st
 WVU - Devine 71 yd run (Bitancurt kick), 10:19, 1st
 AU - Byrum 46 yd field goal, 7:24, 1st
 AU - D. Adams 16 yd pass from Todd (Byrum kick), 5:16, 1st
 WVU - Sanders 6 yd pass from Brown (Bitancurt kick), 2:01, 1st
 AU - Byrum 42 yd field goal, 9:15, 2nd
 AU - D. Adams 4 yd pass from Todd, 1:34, 2nd
 WVU - Devine 12 yd run (Bitancurt kick failed), 8:51, 3rd
 AU - Fanin 82 yd pass from Todd (Byrum kick), 8:02, 3rd
 WVU - Bitancurt 28 yd field goal, 1:07, 3rd
 AU - D. Adams 17 yd pass from Todd (Byrum kick), 12:07, 4th
 AU - Stevens 15 yd interception return (Byrum kick), 3:41, 4th

TEAM STATISTICS

	WVU	AU
First Downs	23	20
Rushes-Yards	39-207	41-100
Passing Yards	302	300
Comp-Att-Int	24-41-5	17-33-1
Total Plays-Yards	80-509	74-400
Punts-Avg.	2-49.5	5-44.0
Fumbles/Lost	1/1	1/0
Penalties-Yards	4-45	5-37
3rd Down Conv.	10-of-15	9-of-18
Time of Possession	32:45	27:15

INDIVIDUAL STATISTICS

RUSHING: (WVU) - Devine 15-128; Brown 19-66; Clarke 2-10; Sanders 2-5; Smith 1-minus 2. (AU) - Tate 19-75; McCaleb 8-20; Burns 7-10; Zachery 1-9; Fannin 1-0; Todd 5-minus 14.

PASSING: (WVU) - Brown 18-32-4-221; Smith 5-8-1-50; Starks 1-1-0-31. (AU) - Todd 16-31-1-284; Burns 1-2-0-16.

RECEIVING: (WVU) - Sanders 12-115; Arnett 4-61; Lyons 3-30; Starks 2-65; Devine 2-26; Austin 1-5. (AU) - Adams 6-80; Smith 4-74; Trott 2-20; Fannin 1-82; Wisner 1-16; Zachery 1-15; Burns 1-8; Tate 1-5.

The Players



DARVIN ADAMS #89 WR
 6-3 · 185 · So. · 1L
 Kennesaw, Ga. (Harrison)
 Education

2009 — Fourth in SEC/33rd in NCAA in receiving yards per game, 87.0 pg ... Tied for third in SEC /57th in NCAA in receptions per game, 5.0 pg ... Had first career start in season opener vs. Louisiana Tech, catching four passes for 65 yards including first career TD grab ... TD came on 17-yard pass from Chris Todd ... Set career high with 116 receiving yards and five catches in victory over Mississippi State ... Accounted for 58 percent of total receiving yardage (116 of 199) vs. Mississippi State ... Became first AU player to have at least three TD receptions in a game in 20 years (Alexander Wright vs. Pacific, 1989) with performance vs. West Virginia ... Set career-high with six catches, three for TD's, for 80 yards vs. Mountaineers.

ADAMS' CAREER RECEIVING STATS


YEAR	G/GS	NO	YDS	AVG	TD	LP/OPPONENT
2008	10/0	3	18	6.0	0	9/UT Martin
2009	3/2	15	261	17.4	4	30/Mississippi State
TOTALS	13/2	18	279	15.5	4	30/Mississippi State

ADAMS' CAREER GAME HIGH STATS

	No.	Opponent	Date
Receptions	6	West Virginia	9/19/09
Rec. Yards	116	Mississippi State	9/12/09
Rec. TDs	3	West Virginia	9/19/09

ADAMS' GAME-BY-GAME RECEIVING STATS

DATE	OPPONENT	REC	YDS	AVG	TD	TD REC
9/5/09	* LOUISIANA TECH	4	65	16.3	1	17
9/12/09	* MISSISSIPPI STATE	5	116	23.2	0	--
9/19/09	WEST VIRGINIA	6	80	13.3	3	16, 4, 17
9/26/09	BALL STATE					
10/3/09	at Tennessee					
10/10/09	at Arkansas					
10/17/09	KENTUCKY					
10/24/09	at LSU					
10/31/09	OLE MISS					
11/7/09	FURMAN					
11/14/09	at Georgia					
11/27/09	ALABAMA					



DAREN BATES #25 DB
 5-11 · 195 · Fr. · HS
 Olive Branch, Miss. (Olive Branch)
 Undecided

2009 — Started at safety in season opener vs. Louisiana Tech ... Recorded AU's only interception of the game, making a leaping grab at the AU 2-yard line to halt a Tech scoring threat ... Had three assisted tackles and two QB hurries in SEC opener vs. Mississippi State ... Totaled four solo tackles vs. West Virginia.

BATES' CAREER DEFENSIVE STATS

YEAR	G/GS	TT	UT	AT	TFL-YDS	QBS-YDS	FF/FR	PD	I/YDS
2009	3/3	10	5	5	0-0	0-0	0/0	1	1/0

BATES' GAME-BY-GAME DEFENSIVE STATS

DATE	OPPONENT	TT	UT	AT	PD	INT-YDS
9/5/09	* LOUISIANA TECH	3	1	2	1	1-0
9/12/09	* MISSISSIPPI STATE	3	0	3	0	0-0
9/19/09	* WEST VIRGINIA	4	4	0	0	0-0
9/26/09	BALL STATE					
10/3/09	at Tennessee					
10/10/09	at Arkansas					
10/17/09	KENTUCKY					
10/24/09	at LSU					
10/31/09	OLE MISS					
11/7/09	FURMAN					
11/14/09	at Georgia					
11/27/09	ALABAMA					



T'SHARVAN BELL #22 DB
 6-0 · 176 · RFr. · RS
 Kissimmee, Fla. (Osceola)
 Liberal Arts

2009 — Recorded one solo tackle in season opener vs. Louisiana Tech ... Recorded first career INT vs. Mississippi State ... Had one solo stop vs. West Virginia.

BELL'S CAREER DEFENSIVE STATS

YEAR	G/GS	TT	UT	AT	TFL-YDS	QBS-YDS	FF/FR	PD	I/YDS
2009	3/0	3	3	0	0.0-0	0.0-0	0/0	1	1-0

BELL'S GAME-BY-GAME DEFENSIVE STATS

DATE	OPPONENT	TT	UT	AT	PD	INT-YDS
9/5/09	LOUISIANA TECH	1	1	0	0	0-0
9/12/09	MISSISSIPPI STATE	1	1	0	1	1-0
9/19/09	WEST VIRGINIA	1	1	0	0	0-0
9/26/09	BALL STATE					
10/3/09	at Tennessee					
10/10/09	at Arkansas					
10/17/09	KENTUCKY					
10/24/09	at LSU					
10/31/09	OLE MISS					
11/7/09	FURMAN					
11/14/09	at Georgia					
11/27/09	ALABAMA					



MIKE BERRY #66 OL
 6-3 · 311 · Jr. · 2L
 Antioch, Tenn. (Brentwood Academy)
 Public Administration

2009 — Started at guard in season opener vs. Louisiana Tech and helped Tigers roll up 301 yards rushing and did not allow a sack on 27 passing attempts ... Registered six knockdown blocks vs. Tech ... Against Mississippi State, did not allow a sack in 24 pass attempts ... Totaled 4.5 knockdown blocks vs. Mississippi State ... Played every snap vs. West Virginia and totaled three knockdown blocks.

The Players



MIKE #93
BLANC DL

6-4 · 288 · Jr. · 2L
Pompano Beach, Fla. (Deerfield Beach)
Public Administration


2009 — Recorded a sack (minus 5 yards) to go with two total tackles in season opener vs. Louisiana Tech ... Sack vs. Tech was first since Ole Miss game in 2008 ... Started at defensive tackle vs. Mississippi State and registered four tackles and a pair of QB hurries ... Forced a fumble, registered one sack (minus 4 yards) and had two solo tackles in win vs. West Virginia ... Forced fumble was first of career.

BLANC'S CAREER DEFENSIVE STATS

YEAR	G/GS	TT	UT	AT	TFL-YDS	QBS-YDS	FF/FR	PD	I/YDS
2007	12/0	6	3	3	0.0-0	0.0-0	0/0	0	0-0
2008	12/6	27	11	16	3.5-6	1.5-4	0/0	0	0-0
2009	3/2	8	4	4	2.0-9	2.0-9	1/0	0	0-0
Totals	27/8	41	18	23	5.5-15	3.5-13	1/0	0	0-0

BLANC'S GAME-BY-GAME DEFENSIVE STATS

DATE	OPPONENT	TT	UT	AT	TFL-YDS	QBS-YDS
9/5/09	LOUISIANA TECH	2	1	1	1.0-5	1.0-5
9/12/09	* MISSISSIPPI STATE	4	1	3	0.0-0	0.0-0
9/19/09	* WEST VIRGINIA	2	2	0	1.0-4	1.0-4
9/26/09	BALL STATE					
10/3/09	at Tennessee					
10/10/09	at Arkansas					
10/17/09	KENTUCKY					
10/24/09	at LSU					
10/31/09	OLE MISS					
11/7/09	FURMAN					
11/14/09	at Georgia					
11/27/09	ALABAMA					



KODI #18
BURNS QB

6-2 · 208 · Jr. · 2L
Fort Smith, Ark. (Northside)
Exercise Science

2009 — In multi-purpose role, rushed for 23 yards with a TD and was 0-for-1 passing in season opener vs. Louisiana Tech ... TD came on 1-yard run and gave AU a 10-7 lead ... Set career best with three rushing TDs and four total TDs in victory over Mississippi State ... All three rushing scores came from 1-yard out ... Also had a 13-yard TD pass ... Became first AU player to account for four TDs since 2003 when RB Carnell Williams rushed for six scores vs. Mississippi State .. All four rushing TDs have come from 1-yard out ... Rushed for 10 yards on seven carries and caught one pass for 8 yards vs. West Virginia.

BURNS' CAREER PASSING STATS

YEAR	G/GS	CMP	ATT	PCT	YDS	INT	TD	LP/OPPONENT
2007	9/1	10	26	38.5	145	1	2	58/New Mexico State
2008	10/7	94	179	52.5	1,050	7	2	52/Ole Miss
2009	3/1	2	4	50.0	29	0	1	13/Mississippi State
Totals	22/9	106	209	50.7	1,224	8	5	58/New Mexico State

BURNS' CAREER RUSHING STATS

YEAR	G/GS	NO	YDS	AVG	TD	LP/OPPONENT
2007	9/1	54	203	3.8	3	18/Mississippi State
2008	10/7	98	411	4.2	5	58/UT Martin
2009	3/1	24	65	2.7	4	11/La. Tech
Totals	22/9	176	679	3.9	12	58/UT Martin

BURN'S CAREER GAME HIGH STATS

No.	Opponent	Date
27	Ole Miss	11/1/08
43	Ole Miss	11/1/08
319	Ole Miss	11/1/08
1	4x (last vs. Mississippi State)	9/12/09
3	Ole Miss	11/1/08
22	Mississippi State	9/15/07
158	UT Martin	11/8/08
3	Mississippi State	9/12/09

BURNS' GAME-BY-GAME TOTAL OFFENSE STATS

DATE	OPPONENT	REC - TDs	PASS - TDs	RUSH - TDs	TOTAL - TDs
9/5/09	LOUISIANA TECH	0	0	23 - 1	23 - 1
9/12/09	* MISSISSIPPI STATE	2 - 0	13 - 1	32 - 3	45 - 4
9/19/09	WEST VIRGINIA	8 - 0	16 - 0	10 - 0	34 - 0
9/26/09	BALL STATE				
10/3/09	at Tennessee				
10/10/09	at Arkansas				
10/17/09	KENTUCKY				
10/24/09	at LSU				
10/31/09	OLE MISS				
11/7/09	FURMAN				
11/14/09	at Georgia				
11/27/09	ALABAMA				

BURNS' GAME-BY-GAME RUSHING STATS

DATE	OPPONENT	ATT	YDS	Avg.	TD	TD Runs
9/5/09	LOUISIANA TECH	8	23	2.9	1	1
9/12/09	* MISSISSIPPI STATE	9	32	3.6	3	1, 1, 1
9/19/09	WEST VIRGINIA	7	10	1.4	0	--
9/26/09	BALL STATE					
10/3/09	at Tennessee					
10/10/09	at Arkansas					
10/17/09	KENTUCKY					
10/24/09	at LSU					
10/31/09	OLE MISS					
11/7/09	FURMAN					
11/14/09	at Georgia					
11/27/09	ALABAMA					

BURNS' GAME-BY-GAME RECEIVING STATS

DATE	OPPONENT	REC	YDS	AVG	TD	TD REC
9/5/09	LOUISIANA TECH	0	0	0.0	0	--
9/12/09	* MISSISSIPPI STATE	1	2	2.0	0	--
9/19/09	WEST VIRGINIA	1	8	8.0	0	--
9/26/09	BALL STATE					
10/3/09	at Tennessee					
10/10/09	at Arkansas					
10/17/09	KENTUCKY					
10/24/09	at LSU					
10/31/09	OLE MISS					
11/7/09	FURMAN					
11/14/09	at Georgia					
11/27/09	ALABAMA					

The Players



JOSH BYNES #17
LB

6-2 · 239 · Jr. · 2L
Lauderdale Lakes, Fla. (Boyd Anderson)
Human Development and Family Studies

2009 — Fourth in SEC in Tackles Per Game, 9.3 tpg ... Started at LB in season opener vs. Louisiana Tech and tied for team lead with eight total tackles ... Has started nine consecutive games dating back to last season ... Tied for team lead with eight tackles vs. Mississippi State ... Has 16 tackles in two games, highest tackle total in two-game stretch of career ... Picked off QB Geno Smith with less than three minutes left to seal victory over West Virginia ... Finished with career-high 12 tackles vs. WVA, 10 coming on solo stops.

BYNES' CAREER DEFENSIVE STATS

YEAR	G/GS	TT	UT	AT	TFL-YDS	QBS-YDS	FF/FR	PD	I/YDS
2007	4/0	10	8	2	2.0-4	0.0-0	1/0	0	0-0
2008	12/8	53	24	29	3.0-7	0.0-0	0/0	4	3-33
2009	3/3	28	17	11	0.0-0	0.0-0	0/0	2	1-5
Totals	19/11	91	49	42	5.0-11	0.0-0	1/0	6	4-38

BYNES' CAREER GAME HIGH STATS

	No.	Opponent	Date
Tackles	12	West Virginia	9/19/09
Tackles for loss	2.0	Arkansas	10/11/08
Sacks	--		

BYNES' GAME-BY-GAME DEFENSIVE STATS

DATE	OPPONENT	TT	UT	AT	TFL-YDS	QBS-YDS
9/5/09	* LOUISIANA TECH	8	5	3	0.0-0	0.0-0
9/12/09	* MISSISSIPPI STATE	8	2	6	0.0-0	0.0-0
9/19/09	* WEST VIRGINIA	12	10	2	0.0-0	0.0-0
9/26/09	BALL STATE					
10/3/09	at Tennessee					
10/10/09	at Arkansas					
10/17/09	KENTUCKY					
10/24/09	at LSU					
10/31/09	OLE MISS					
11/7/09	FURMAN					
11/14/09	at Georgia					
11/27/09	ALABAMA					



WES BYRUM #18
K

6-2 · 209 · Jr. · 2L
Ft. Lauderdale, Fla. (St. Thomas Aquinas)
Business

CAREER — Has connected on two game-winning field goals, at Florida and at Arkansas, both in 2007 ... Has hit three field goals in a game five times.

2009 — Tied for fifth in SEC in FG's per game ... Was 3-for-3 in FG attempts and 4-4 on PAT tries in season opener vs. Louisiana Tech ... Hit long FG of 49 yards vs. Tech, marking longest FG since hitting 52-yarder on 9/6/08 vs. Southern Miss ... Three FG's also tied career best for the fifth time ... Also kicked off four times for 64.8 average vs. Tech ... Did not attempt a FG vs. Mississippi State ... Hit both FG attempts vs. West Virginia, connecting from 46 and 42 yards out ... Four of five FG attempts have come from 40 yards or more.

BYRUM'S CAREER KICKING STATS

YEAR	FG-A	Pct.	0-19	20-29	30-39	40-49	50+	PAT	Pts
2007	17-23	73.9	0-0	5-5	9-10	3-8	0-0	35-36	86
2008	11-19	57.9	2-2	2-3	3-6	3-7	1-1	22-23	55
2009	5-5	100.0	0-0	1-1	0-0	4-4	0-0	9-9	27
Totals	33-47	70.2	2-2	8-9	12-16	10-19	1-1	66-68	168

BYRUM'S CAREER GAME HIGH STATS

	No.	Opponent	Date
FG Attempts	5	Arkansas	10/13/07
FGs Made	3	5x (last vs. La. Tech)	9/5/09

2009 Field Goal Sequence (Made/Missed):

9/5/09	LOUISIANA TECH: 29, 49, 47
9/12/09	MISSISSIPPI STATE: --
9/19/09	WEST VIRGINIA: 46, 42
9/26/09	BALL STATE
10/3/09	at Tennessee
10/10/09	at Arkansas
10/17/09	KENTUCKY
10/24/09	at LSU
10/31/09	OLE MISS
11/7/09	FURMAN
11/14/09	at Georgia
11/27/09	ALABAMA



NEIL CAUDLE #19
QB

6-3 · 200 · Jr. · SQ
Hoover, Ala. (Spain Park)
Building Science

2009 — Saw limited play in season opener vs. Louisiana Tech ... Had a pair of pass attempts wiped out by penalty vs. Mississippi State in limited action.

CAUDLE'S CAREER PASSING STATS

YEAR	G/GS	CMP	ATT	PCT	YDS	INT	TD	LP/OPPONENT
2007	1/0	0	3	.000	--	1	--	--
2008	2/0	4	5	80.0	32	0	--	16/UT Martin
2009	2/0	0	0	0.0	0	0	--	--
Totals	5/0	4	8	50.0	32	1	--	16/UT Martin

CAUDLE'S GAME-BY-GAME PASSING STATS

DATE	OPPONENT	CMP	ATT	YDS	INT	TD
9/5/09	LOUISIANA TECH	0	0	0	0	0
9/12/09	MISSISSIPPI STATE	0	0	0	0	0
9/19/09	WEST VIRGINIA					DID NOT PLAY
9/26/09	BALL STATE					
10/3/09	at Tennessee					
10/10/09	at Arkansas					
10/17/09	KENTUCKY					
10/24/09	at LSU					
10/31/09	OLE MISS					
11/7/09	FURMAN					
11/14/09	at Georgia					
11/27/09	ALABAMA					

The Players



ZACH #98

CLAYTON DL

6-3 · 281 · Jr. · 2L
Opelika, Ala. (Opelika)
Finance


2009 — Did not play in season opener vs. Louisiana Tech ... Recorded three tackles in first game of season vs. Mississippi State ... Had one solo tackle vs. West Virginia.

CLAYTON'S CAREER DEFENSIVE STATS

YEAR	G/GS	TT	UT	AT	TFL-YDS	QBS-YDS	FF/FR	PD	I/YDS
2007	10/0	8	4	4	0.5-2	0.0-0	0/0	0	0-0
2008	11/1	22	16	6	7.5-40	4.5-35	0/0	0	0-0
2009	2/0	4	2	2	0.0-0	0.0-0	0/0	0	0-0
Totals	23/1	34	22	12	8.0-42	4.5-35	0/0	0	0/0

CLAYTON'S GAME-BY-GAME DEFENSIVE STATS

DATE	OPPONENT	TT	UT	AT	TFL-YDS	QBS-YDS
9/5/09	LOUISIANA TECH	DID NOT PLAY				
9/12/09	MISSISSIPPI STATE	3	1	2	0.0-0	0.0-0
9/19/09	WEST VIRGINIA	1	1	0	0.0-0	0.0-0
9/26/09	BALL STATE					
10/3/09	at Tennessee					
10/10/09	at Arkansas					
10/17/09	KENTUCKY					
10/24/09	at LSU					
10/31/09	OLE MISS					
11/7/09	FURMAN					
11/14/09	at Georgia					
11/27/09	ALABAMA					



ANTONIO #52

COLEMAN DE

6-3 · 261 · Sr. · 3L
Mobile, Ala. (Williamson)
Graduate

CAREER — Has two touchdown returns, one fumble (vs. Kansas State 9/1/07) and one interception (vs. Miss. State 9/12/09) ... Has registered at least one tackle for loss in 18 of his last 28 games played ... Eighth in career sacks with with 16.5 ... Needs half a sack to move into tie with Leonardo Carson (1996-99) and Willie Whitehead (1991-94) for sixth place with 17.0.

2009 — Named to Rotary Lombardi Defensive Lineman Award watch list, Chuck Bednarik Defensive Player of the Year Award watch list, Ted Hendricks Defensive End of the Year watch list and Lowe's Senior CLASS Award watch list ... Tied for second in SEC in TFL's per game, 1.33 tpg ... Recorded 2.5 TFL's with 1.0 sack and seven total tackles in season opener vs. Louisiana Tech ... Has started 14 of the last 14 games played (missed UT Martin game in '08 due to injury) ... Against Mississippi State, scored on 20-yard INT return to give AU a 14-0 lead ... INT was first of career ... Also had three tackles vs. Mississippi State ... Finished with 1.0 sack (minus 2 yards), 1.5 TFL's (minus 5 yards), one recovered fumble and one QB hurry to go with six total tackles vs. West Virginia.

COLEMAN'S CAREER DEFENSIVE STATS

YEAR	G/GS	TT	UT	AT	TFL-YDS	QBS-YDS	FF/FR	PD	I/YDS
2006	13/0	18	14	4	1.0-3	0.0-0	0/0	0	0/0
2007	13/8	38	29	9	18.5-84	8.5-54	1/1	3	0/0
2008	11/11	46	29	17	10.5-43	1.0-33	1/0	1	0/0
2009	3/3	16	7	9	4.0-15	2.0-9	0/1	1	1/20
Totals	40/22	118	79	39	34.0-145	16.5-96	2/2	5	1/20

COLEMAN'S CAREER GAME HIGH STATS

	No.	Opponent	Date
Tackles	8	Georgia	11/10/07
Tackles for loss	4.0	Georgia	11/10/07
Sacks	2.0	Ole Miss	10/27/07

COLEMAN'S GAME-BY-GAME DEFENSIVE STATS

DATE	OPPONENT	TT	UT	AT	TFL-YDS	QBS-YDS
9/5/09	* LOUISIANA TECH	7	4	3	2.5-10	1.0-7
9/12/09	* MISSISSIPPI STATE	3	0	3	0.0-0	0.0-0
9/19/09	* WEST VIRGINIA	6	3	3	1.5-5	1.0-2
9/26/09	BALL STATE					
10/3/09	at Tennessee					
10/10/09	at Arkansas					
10/17/09	KENTUCKY					
10/24/09	at LSU					
10/31/09	OLE MISS					
11/7/09	FURMAN					
11/14/09	at Georgia					
11/27/09	ALABAMA					




JARED #79

COOPER OL

6-4 · 329.5 · So. · SQ
Brewton, Ala. (W.S. Neal)
History in Education

2009 — Saw limited playing time vs. Louisiana Tech in season opener and against Mississippi State in conference opener.



CLAYTON #96

CROFOOT DS

6-6 · 191 · Sr. · 1L
Orlando, Fla. (The First Academy)
Supply Chain Management-Business

CAREER — Awarded scholarship by coaching staff.

2009 — Holder on all field goal and PAT's.

The Players



CLINTON #97

DURST P

6-1 · 191 · Sr. · 1L
Destin, Fla. (Ft. Walton Beach)
Marketing-Business

CAREER — Awarded scholarship by coaching staff.

2009 — *Seventh in SEC in punting, 40.5 ypp* ... Averaged 41.0 yards on two punts in season opener vs. Louisiana Tech ... Put one punt inside the 20-yard line vs. Tech ... Against Mississippi State, punted four times for 36.0 yard average and put two punts inside 20-yard line ... Averaged 44.0 yards on five punts vs. West Virginia with a long of 50 yards.

DURST'S CAREER PUNTING STATS

YEAR	G	NO	YDS	AVG	IN20	LP/OPPONENT
2008	11	70	2947	42.1	18	58/Louisiana-Monroe
2009	3	11	446	40.5	4	47/Louisiana Tech
Totals	14	81	3393	41.9	22	58/Louisiana-Monroe

DURST'S CAREER GAME HIGH STATS

	No.	Opponent	Date
Punts	9	3x (last at Alabama)	11/29/08
IN 20	4	Louisiana-Monroe	8/30/08

DURST'S GAME-BY-GAME PUNTING STATS

DATE	OPPONENT	NO	YDS	AVG	IN20	Long
9/5/09	LOUISIANA TECH	2	82	41.0	1	47
9/12/09	MISSISSIPPI STATE	4	144	36.0	2	45
9/19/09	WEST VIRGINIA	5	220	44.0	1	50
9/26/09	BALL STATE					
10/3/09	at Tennessee					
10/10/09	at Arkansas					
10/17/09	KENTUCKY					
10/24/09	at LSU					
10/31/09	OLE MISS					
11/7/09	FURMAN					
11/14/09	at Georgia					
11/27/09	ALABAMA					



BART #53

EDDINS OL

6-4 · 297 · Jr. · 2L
Montgomery, Ala. (Trinity Presbyterian)
Agriculture Economics

2009 — Saw playing time in season opener vs. Louisiana Tech and SEC opener vs. Mississippi State ... Had one knockdown block vs. Mississippi State ... Has seen playing time in every game.



NOSA #94

EGUAE DL

6-2 · 244 · Fr. · HS
Mansfield, Texas (Summit)
Undecided

2009 — Has not played due to injury.

EGUAE'S CAREER DEFENSIVE STATS

YEAR	G/GS	TT	UT	AT	TFL-YDS	QBS-YDS	FF/FR	PD	I/YDS
2009	0/0	0	0	0	0.0-0	0.0-0	0/0	0	0/0

EGUAE'S GAME-BY-GAME DEFENSIVE STATS

DATE	OPPONENT	TT	UT	AT	TFL-YDS	QBS-YDS
9/5/09	LOUISIANA TECH					DID NOT PLAY
9/12/09	MISSISSIPPI STATE					DID NOT PLAY
9/19/09	WEST VIRGINIA					DID NOT PLAY
9/26/09	BALL STATE					
10/3/09	at Tennessee					
10/10/09	at Arkansas					
10/17/09	KENTUCKY					
10/24/09	at LSU					
10/31/09	OLE MISS					
11/7/09	FURMAN					
11/14/09	at Georgia					
11/27/09	ALABAMA					



ZAC #4

ETHERIDGE SS

6-0 · 212 · Jr. · 2L
Troy, Ala. (Charles Henderson)
Public Administration

CAREER — Has started 27 consecutive games ... Has led or tied for lead in team tackles in five of last seven games dating back to 2008.

2009 — *T-17th in SEC in Tackles Per Game, 6.3 tpg* ... Tied for team lead with eight tackles in season opener vs. Louisiana Tech ... Six tackles were solo ... Also had one QBH and half a TFL (minus 2 yards) ... Tied for team lead with eight tackles, six solo, vs. Mississippi State ... Recorded 1.0 TFL for minus 7 yards to go with three total tackles vs. West Virginia ... Of 16 total tackles this season, 12 have been solo.

ETHERIDGE'S CAREER DEFENSIVE STATS

YEAR	G/GS	TT	UT	AT	TFL-YDS	QBS-YDS	FF/FR	PD	INT-YDS
2006	3/0	0	0	0	0.0-0	0.0-0	0/0	0	0-0
2007	12/12	65	39	26	1.5-7	0.5-6	2/1	5	0-0
2008	12/12	74	38	36	1.5-6	0.0-0	0/0	3	1-0
2009	3/3	19	14	5	1.5-9	0.0-0	0/0	0	0-0
Totals	30/27	159	91	68	4.5-22	0.5-6	2/1	8	1-0

ETHERIDGE'S CAREER GAME HIGH STATS

	No.	Opponent	Date
Tackles	11	vs. Alabama	11/29/08
Interceptions	1	vs. Southern Miss	9/06/08

The Players

ETHERIDGE'S GAME-BY-GAME DEFENSIVE STATS

DATE	OPPONENT	TT	UT	AT	PD	INT-YDS
9/5/09	* LOUISIANA TECH	8	6	2	0	0-0
9/12/09	* MISSISSIPPI STATE	8	6	2	0	0-0
9/19/09	* WEST VIRGINIA	3	1	2	0	0-0
9/26/09	BALL STATE					
10/3/09	at Tennessee					
10/10/09	at Arkansas					
10/17/09	KENTUCKY					
10/24/09	at LSU					
10/31/09	OLE MISS					
11/7/09	FURMAN					
11/14/09	at Georgia					
11/27/09	ALABAMA					



JONATHAN #35
EVANS LB
 5-11 · 207 · Fr. · HS
 Prichard, Ala. (Mattie T. Blount)
 Undecided


2009 — Recorded one assisted tackle in first collegiate action vs. Louisiana Tech ... Also had one tackle in SEC opener vs. Mississippi State.

EVANS' CAREER DEFENSIVE STATS

YEAR	G/GS	TT	UT	AT	TFL-YDS	QBS-YDS	FF/FR	PD	I/YDS
2009	3/0	2	0	2	0.0-0	0.0-0	0/0	0	0/0

EVANS' GAME-BY-GAME DEFENSIVE STATS

DATE	OPPONENT	TT	UT	AT	TFL-YDS	QBS-YDS
9/5/09	LOUISIANA TECH	1	0	1	0.0-0	0.0-0
9/12/09	MISSISSIPPI STATE	1	0	1	0.0-0	0.0-0
9/19/09	WEST VIRGINIA	0	0	0	0.0-0	0.0-0
9/26/09	BALL STATE					
10/3/09	at Tennessee					
10/10/09	at Arkansas					
10/17/09	KENTUCKY					
10/24/09	at LSU					
10/31/09	OLE MISS					
11/7/09	FURMAN					
11/14/09	at Georgia					
11/27/09	ALABAMA					



MARIO #27
FANNIN RB
 5-11 · 225 · Jr. · 2L
 Hampton, Ga. (Lovejoy)
 Undecided

2009 — Started and set career highs in receptions, eight, and receiving yards, 82, in season opener vs. Louisiana Tech ... Led team in receiving yards and catches vs. Tech ... Rushed for 75 yards on nine carries in SEC opener vs. Mississippi State ... Scored on 82-yard TD catch vs. West Virginia ... The 82-yard catch was longest offensive play of career and tied game at 27-27 in third quarter.

FANNIN'S CAREER RUSHING STATS

YEAR	G/GS	NO	YDS	AVG	TD	LP/OPPONENT
2006	3/0	0	0	0.0	0	--
2007	13/2	84	448	5.3	5	67/New Mexico State
2008	12/3	54	238	4.4	1	35/Georgia
2009	3/1	10	75	7.5	0	---
Totals	31/6	148	761	5.1	6	67/New Mexico State

FANNIN'S CAREER KOR STATS

YEAR	G	NO	YDS	AVG	TD	LP/OPPONENT
2006	3/0	0	0	0.0	0	--
2007	13/2	19	399	21.0	0	40/Mississippi State
2008	12/3	11	248	22.5	0	69/West Virginia
2009	3/1	3	61	20.3	0	24/Mississippi State
Totals	31/6	33	708	21.5	0	69/West Virginia

FANNIN'S CAREER RECEIVING STATS

YEAR	G/GS	NO	YDS	AVG	TD	LP/OPPONENT
2006	3/0	0	0	0.0	0	--
2007	13/2	18	176	9.8	2	22/Clemson
2008	12/3	20	223	11.2	2	52/Georgia
2009	3/1	10	167	16.7	1	82/West Virginia
Totals	31/6	48	566	11.8	5	82/West Virginia

FANNIN'S CAREER GAME HIGH STATS

	No.	Opponent	Date
Rush Attempts	15	New Mexico State	9/22/07
Rush Yards	103	New Mexico State	9/22/07
Rush TDs	3	New Mexico State	9/22/07
Receptions	8	Louisiana Tech	9/5/09
Rec. Yards	82	2x (last vs. West Virginia)	9/19/09
Kickoff Returns	5	Mississippi State	9/15/07
Kick Ret. Yds.	110	Mississippi State	9/15/07

FANNIN'S GAME-BY-GAME TOTAL OFFENSE STATS

DATE	OPPONENT	REC - TDs	PASS - TDs	RUSH - TDs	TOTAL - TDs
9/5/09	* LOUISIANA TECH	82 - 0	0 - 0	0 - 0	82 - 0
9/12/09	MISSISSIPPI STATE	3 - 0	0 - 0	75 - 0	78 - 0
9/19/09	WEST VIRGINIA	82 - 1	0 - 0	0 - 0	82 - 1
9/26/09	BALL STATE				
10/3/09	at Tennessee				
10/10/09	at Arkansas				
10/17/09	KENTUCKY				
10/24/09	at LSU				
10/31/09	OLE MISS				
11/7/09	FURMAN				
11/14/09	at Georgia				
11/27/09	ALABAMA				

FANNIN'S GAME-BY-GAME RECEIVING STATS

DATE	OPPONENT	REC	YDS	AVG	TD	TD REC
9/5/09	* LOUISIANA TECH	8	82	10.3	0	--
9/12/09	MISSISSIPPI STATE	1	3	3.0	0	--
9/19/09	WEST VIRGINIA	1	82	82.0	1	82
9/26/09	BALL STATE					
10/3/09	at Tennessee					
10/10/09	at Arkansas					
10/17/09	KENTUCKY					
10/24/09	at LSU					
10/31/09	OLE MISS					
11/7/09	FURMAN					
11/14/09	at Georgia					
11/27/09	ALABAMA					

The Players



**NICK
FAIRLEY** #90
DL

6-5 · 293 · So. · JC
Mobile, Ala. (Copolah-Lincoln CC)
Undecided

2009 — Started first career game in season opener vs. Louisiana Tech ... Recorded five tackles with half a TFL, one fumble recovery and two QBH ... Had half a TFL (minus 3 yards), two QB hurries and three total tackles vs. West Virginia.

FAIRLEY'S CAREER DEFENSIVE STATS

YEAR	G/GS	TT	UT	AT	TFL-YDS	QBS-YDS	FF/FR	PD	I/YDS
2009	3/1	8	3	5	1.0-3	0.0-0	0/1	0	0/0

FAIRLEY'S GAME-BY-GAME DEFENSIVE STATS

DATE	OPPONENT	TT	UT	AT	TFL-YDS	QBS-YDS
9/5/09	* LOUISIANA TECH	2	3	5	0.5-0	0.0-0
9/12/09	MISSISSIPPI STATE	0	0	0	0.0-0	0.0-0
9/19/09	WEST VIRGINIA	3	1	2	0.5-3	0.0-0
9/26/09	BALL STATE					
10/3/09	at Tennessee					
10/10/09	at Arkansas					
10/17/09	KENTUCKY					
10/24/09	at LSU					
10/31/09	OLE MISS					
11/7/09	FURMAN					
11/14/09	at Georgia					
11/27/09	ALABAMA					



**ELTORO
FREEMAN** #21
LB

5-11 · 219 · So. · JC
Alexander City, Ala. (Miss. Gulf Coast CC)
Philosophy

SPRING 2009 — Participated in spring drills at Auburn after enrolling in January.

2009 — Did not play in season opener vs. Louisiana Tech ... In first collegiate action, recorded six tackles vs. Mississippi State ... Earned first career start vs. West Virginia and had one solo tackle.

FREEMAN'S CAREER DEFENSIVE STATS

YEAR	G/GS	TT	UT	AT	TFL-YDS	QBS-YDS	FF/FR	PD	I/YDS
2009	2/1	7	3	4	0.0-0	0.0-0	0/0	0	0/0

FREEMAN'S GAME-BY-GAME DEFENSIVE STATS

DATE	OPPONENT	TT	UT	AT	TFL-YDS	QBS-YDS
9/5/09	LOUISIANA TECH					
9/12/09	MISSISSIPPI STATE	6	2	4	0.0-0	0.0-0
9/19/09	* WEST VIRGINIA	1	1	0	0.0-0	0.0-0
9/26/09	BALL STATE					
10/3/09	at Tennessee					
10/10/09	at Arkansas					
10/17/09	KENTUCKY					
10/24/09	at LSU					
10/31/09	OLE MISS					
11/7/09	FURMAN					
11/14/09	at Georgia					
11/27/09	ALABAMA					



**DEE
FORD** #95
DE

6-4 · 214 · Fr. · HS
Odenville, Ala. (St. Clair County)
Undecided

2009 — In first collegiate game, recorded one tackle with two QBH ... Had one tackle, solo, and one QB hurry in limited snaps vs. Mississippi State ... Had one QB hurry vs. West Virginia.

FORD'S CAREER DEFENSIVE STATS

YEAR	G/GS	TT	UT	AT	TFL-YDS	QBS-YDS	FF/FR	PD	I/YDS
2009	3/0	2	1	1	0.0-0	0.0-0	0/0	0	0/0

FORD'S GAME-BY-GAME DEFENSIVE STATS

DATE	OPPONENT	TT	UT	AT	TFL-YDS	QBS-YDS
9/5/09	LOUISIANA TECH	1	0	1	0.0-0	0.0-0
9/12/09	MISSISSIPPI STATE	1	1	0	0.0-0	0.0-0
9/19/09	WEST VIRGINIA	0	0	0	0.0-0	0.0-0
9/26/09	BALL STATE					
10/3/09	at Tennessee					
10/10/09	at Arkansas					
10/17/09	KENTUCKY					
10/24/09	at LSU					
10/31/09	OLE MISS					
11/7/09	FURMAN					
11/14/09	at Georgia					
11/27/09	ALABAMA					



**HARRIS
GASTON** #58
LB

6-1 · 219 · Fr. · HS
Bessemer, Ala. (Bessemer Academy)
Undecided

2009 — In first collegiate game, had one solo tackle in season opener vs. Louisiana Tech ... Also had one solo stop vs. Mississippi State ... Had one assisted tackle vs. West Virginia.


GASTON'S CAREER DEFENSIVE STATS

YEAR	G/GS	TT	UT	AT	TFL-YDS	QBS-YDS	FF/FR	PD	I/YDS
2009	3/0	3	2	1	0.0-0	0.0-0	0/0	0	0/0

GASTON'S GAME-BY-GAME DEFENSIVE STATS

DATE	OPPONENT	TT	UT	AT	TFL-YDS	QBS-YDS
9/5/09	LOUISIANA TECH	1	1	0	0.0-0	0.0-0
9/12/09	MISSISSIPPI STATE	1	1	0	0.0-0	0.0-0
9/19/09	WEST VIRGINIA	1	0	1	0.0-0	0.0-0
9/26/09	BALL STATE					
10/3/09	at Tennessee					
10/10/09	at Arkansas					
10/17/09	KENTUCKY					
10/24/09	at LSU					
10/31/09	OLE MISS					
11/7/09	FURMAN					
11/14/09	at Georgia					
11/27/09	ALABAMA					

The Players



MICHAEL #49

GOGGANS DE

6-3 · 264 · Jr. · 2L
Alexander City, Ala. (Benjamin Russell)
Public Administration

Career — Has started 15 consecutive games.

2009 — Started season opener vs. Louisiana Tech, recording two total tackles with one QBH ... Against Mississippi State, had a solo sack (minus 2 yards) to go with four tackles, one pass break-up and one QB hurry ... Sack was first since 2007 (Vanderbilt) ... Picked up three tackles, two solo, vs. West Virginia.

GOGGAN'S CAREER DEFENSIVE STATS

YEAR	G/GS	TT	UT	AT	TFL-YDS	QBS-YDS	FF/FR	PD	I/YDS
2007	12/0	9	4	5	2.0-3	1.0-2	0/1	0	0-0
2008	12/12	27	16	11	4.0-12	0.0-0	0/1	0	0-0
2009	3/3	9	4	5	1.0-2	1.0-2	0/0	1	0-0
Totals	27/15	45	24	21	7.0-17	2.0-3	0/2	1	0-0

GOGGAN'S CAREER GAME HIGH STATS

	No.	Opponent	Date
Tackles	6	vs. Alabama	11/29/08
Tackles for loss	2.0	2x, (last vs. Arkansas)	11/29/08
Sacks	1.0	2x (last vs. Mississippi State)	9/12/09

GOGGAN'S GAME-BY-GAME DEFENSIVE STATS

DATE	OPPONENT	TT	UT	AT	TFL-YDS	QBS-YDS
9/5/09	* LOUISIANA TECH	2	1	1	0.0-0	0.0-0
9/12/09	* MISSISSIPPI STATE	4	1	3	1.0-2	1.0-2
9/19/09	* WEST VIRGINIA	3	2	1	0.0-0	0.0-0
9/26/09	BALL STATE					
10/3/09	at Tennessee					
10/10/09	at Arkansas					
10/17/09	KENTUCKY					
10/24/09	at LSU					
10/31/09	OLE MISS					
11/7/09	FURMAN					
11/14/09	at Georgia					
11/27/09	ALABAMA					



ANTHONY #24

GULLEY WR

5-9 · 176 · Fr. · HS
Brantley, Ala. (Brantley)
Undecided

2009 — Saw game time, returning one punt, in season opener vs. Louisiana Tech ... Returned two punts for 24 yards with a long of 17 yards vs. West Virginia.

GULLEY'S CAREER RECEIVING STATS

YEAR	G/GS	NO	YDS	AVG	TD	LP/OPPONENT
2009	3/0	0	0	0.0	0	--

GULLEY'S GAME-BY-GAME RECEIVING STATS

DATE	OPPONENT	REC	YDS	AVG	TD	TD REC
9/5/09	LOUISIANA TECH	0	0	0.0	0	--
9/12/09	MISSISSIPPI STATE	0	0	0.0	0	--
9/19/09	WEST VIRGINIA	0	0	0.0	0	--
9/26/09	BALL STATE					
10/3/09	at Tennessee					
10/10/09	at Arkansas					
10/17/09	KENTUCKY					
10/24/09	at LSU					
10/31/09	OLE MISS					
11/7/09	FURMAN					
11/14/09	at Georgia					
11/27/09	ALABAMA					



TIM #13

HAWTHORNE WR

6-3 · 212 · Jr. · 2L
Birmingham, Ala. (Homewood)
Public Administration

2009 — Started vs. West Virginia but did not record a catch in first playing time of season (injury).

HAWTHORNE'S CAREER RECEIVING STATS

YEAR	G/GS	NO	YDS	AVG	TD	LP/OPPONENT
2007	13/3	4	47	11.8	0	8/New Mexico State
2008	12/1	8	203	25.4	0	58/LSU
2009	1/1	0	0	0.0	0	--
Totals	26/5	12	250	20.8	0	58/LSU

HAWTHORNE'S CAREER GAME HIGH STATS

	No.	Opponent	Date
Receptions	2	LSU	9/20/08
Rec. Yards	87	LSU	9/20/08

HAWTHORNE'S GAME-BY-GAME RECEIVING STATS

DATE	OPPONENT	REC	YDS	AVG	TD	TD REC
9/5/09	LOUISIANA TECH					
9/12/09	MISSISSIPPI STATE					
9/19/09	* WEST VIRGINIA	0	0	0.0	0	--
9/26/09	BALL STATE					
10/3/09	at Tennessee					
10/10/09	at Arkansas					
10/17/09	KENTUCKY					
10/24/09	at LSU					
10/31/09	OLE MISS					
11/7/09	FURMAN					
11/14/09	at Georgia					
11/27/09	ALABAMA					



ADAM #31

HERRING LB

6-7 · 216 · So. · 1L
Springdale, Ark. (Shiloh Christian)
Business Management

2009 — Earned first career start in season opener vs. Louisiana Tech, recording two solo tackles ... Picked up half a TFL (minus 1 yard) and four total tackles vs. Mississippi State ... Recorded one solo tackle vs. West Virginia.

The Players

HERRING'S CAREER DEFENSIVE STATS

YEAR	G/GS	TT	UT	AT	TFL-YDS	QBS-YDS	FF/FR	PD	I/YDS
2008	11/0	2	1	1	0.0-0	0.0-0	0/0	0	0/0
2009	3/2	7	4	3	0.5-1	0.0-0	0/0	0	0/0
Totals	14/2	9	5	4	0.5-1	0.0-0	0/0	0	0/0

HERRING'S GAME-BY-GAME DEFENSIVE STATS

DATE	OPPONENT	TT	UT	AT	TFL-YDS	QBS-YDS
9/5/09	* LOUISIANA TECH	2	2	0	0.0-0	0.0-0
9/12/09	* MISSISSIPPI STATE	4	1	3	0.5-1	0.0-0
9/19/09	WEST VIRGINIA	1	1	0	0.0-0	0.0-0
9/26/09	BALL STATE					
10/3/09	at Tennessee					
10/10/09	at Arkansas					
10/17/09	KENTUCKY					
10/24/09	at LSU					
10/31/09	OLE MISS					
11/7/09	FURMAN					
11/14/09	at Georgia					
11/27/09	ALABAMA					



BYRON

#57

ISOM

OL

6-3 · 291 · Jr. · 2L
Jonesboro, Ga. (Lovejoy)
Public Administration

2009 — Started at guard in season opener vs. Louisiana Tech and did not allow a sack in 27 pass attempts ... Also recorded three knockdown blocks vs. Tech ... Started against Mississippi State, did not allow a sack in 24 pass attempts ... Registered three knockdown blocks vs. Mississippi State ... Took every snap vs. West Virginia and registered five knockdown blocks.



D'ANTOINE

#24

HOOD

DB

5-10 · 187 · So. · 1L
Phenix City, Ala. (Central-Phenix HS)
Pre-Business

2009 — Saw first game action vs. Mississippi State, but did not record a tackle.

HOOD'S CAREER DEFENSIVE STATS

YEAR	G/GS	TT	UT	AT	TFL-YDS	QBS-YDS	FF/FR	PD	INT-YDS
2008	12/1	13	7	6	0.0-0	0.0-0	0/1	1	0-0
2009	0/0	0	0	0	0.0-0	0.0-0	0/0	0	0-0
Totals	12/1	13	7	6	0.0-0	0.0-0	0/1	1	0-0

HOOD'S GAME-BY-GAME DEFENSIVE STATS

DATE	OPPONENT	TT	UT	AT	PD	INT-YDS
9/5/09	LOUISIANA TECH				DID NOT PLAY	
9/12/09	MISSISSIPPI STATE				DID NOT PLAY	
9/19/09	WEST VIRGINIA					
9/26/09	BALL STATE					
10/3/09	at Tennessee					
10/10/09	at Arkansas					
10/17/09	KENTUCKY					
10/24/09	at LSU					
10/31/09	OLE MISS					
11/7/09	FURMAN					
11/14/09	at Georgia					
11/27/09	ALABAMA					



MORGAN

#37

HULL

K

6-3 · 199 · Jr. · 1L
Decatur, Ala. (Austin)
Pre-Medicine

2009 — In season opener vs. Louisiana Tech, kicked off three times for a 66.7 yard average ... Against Mississippi State, kicked off seven times for 67.6 ypk average ... Kicked off eight times vs. West Virginia, averaging 63.9 ypk ... Had one touchback vs. WVA.



PHILIP

#43

LUTZENKIRCHEN

TE

6-4 · 262 · Fr. · HS
Marietta, Ga. (Lassiter)
Undecided

2009 — Saw playing time but did not record a catch in season opener vs. Louisiana Tech ... Recorded first career catch, a 13-yard TD reception from Kodi Burns, vs. Mississippi State ... Played, but did not record a catch vs. West Virginia.

LUTZENKIRCHEN'S CAREER RECEIVING STATS

YEAR	G/GS	NO	YDS	AVG	TD	LP/OPPONENT
2009	3/0	1	13	13.0	1	13/Mississippi State

LUTZENKIRCHEN'S GAME-BY-GAME RECEIVING STATS

DATE	OPPONENT	REC	YDS	AVG	TD	TD REC
9/5/09	LOUISIANA TECH	0	0	0.0	0	--
9/12/09	MISSISSIPPI STATE	1	13	13.0	1	13
9/19/09	WEST VIRGINIA	0	0	0.0	0	--
9/26/09	BALL STATE					
10/3/09	at Tennessee					
10/10/09	at Arkansas					
10/17/09	KENTUCKY					
10/24/09	at LSU					
10/31/09	OLE MISS					
11/7/09	FURMAN					
11/14/09	at Georgia					
11/27/09	ALABAMA					



ANDREW

#75

McCAIN

OT

6-6 · 299 · Sr. · 3L
Birmingham, Ala. (Briarwood Christian)
Health Services Administration

2009 — Earned first career start in season opener vs. Louisiana Tech ... Started at tackle and did not allow a sack in 27 pass attempts ... Talled three knockdown blocks vs. Tech ... Started at tackle vs. Mississippi State and did not allow a sack in 24 pass attempts .. Finished with six knockdown blocks, third most among linemen, vs.

The Players

Mississippi State ... Had a pair of knockdown blocks vs. West Virginia ... Played every snap vs. Mountaineers.



ONTERIO #23
McCALEBB RB
 5-10 · 164 · Fr. · HS
 Fort Meade, Fla. (Hargrave Military Academy)
 Liberal Arts

Career — Became the first AU freshman to ever rush for 100 yards or more in his first two games ... Is just the fourth AU freshman to rush for 100 yards or more in any two consecutive games (Carnell Williams in 2001, Darrell Williams in 1989 and Ron O'Neal in 1981).

2009 — Named SEC Freshman of the Week (9/7) ... Fourth in SEC/32nd in NCAA in rushing with 94.0 ypg ... Second in SEC/30th in NCAA in all-purpose yards with 148.0 ypg ... Became first freshman RB since Bo Jackson (1982) to rush for 100 yards in a game with 148 yards in season opener vs. Louisiana Tech ... Also had one TD vs. Tech, scoring on a 3-yard run ... Also returned two kickoffs for 49 yards vs. Tech ... Started at TB vs. Mississippi State and recorded second consecutive 100-yard rushing effort, going for 114 yards on 16 carries ... Also returned four kickoffs for 81 yards vs. Mississippi State ... Rushed for 20 yards on eight carries vs. West Virginia ... Also returned two kickoffs for 32 yards, with long of 16 yards vs. WVA.

MCCALEBB'S CAREER RUSHING STATS

YEAR	G/GS	NO	YDS	AVG	TD	LP/OPPONENT
2009	3/1	46	282	6.1	2	48/Mississippi State

MCCALEBB'S GAME-BY-GAME RUSHING STATS

DATE	OPPONENT	ATT	YDS	Avg.	TD	TD Runs
9/5/09	LOUISIANA TECH	22	148	6.7	1	3
9/12/09	* MISSISSIPPI STATE	16	114	7.1	1	48
9/19/09	WEST VIRGINIA	8	20	2.5	0	--
9/26/09	BALL STATE					
10/3/09	at Tennessee					
10/10/09	at Arkansas					
10/17/09	KENTUCKY					
10/24/09	at LSU					
10/31/09	OLE MISS					
11/7/09	FURMAN					
11/14/09	at Georgia					
11/27/09	ALABAMA					



WALTER #6
McFADDEN DB
 6-0 · 175 · Sr. · 3L
 Pompano Beach, Fla. (Ely)
 Graduate

Career — Has started 15 consecutive games.

2009 — Started and recorded one pass break-up with two tackles in season opener vs. Louisiana Tech ... Broke up one pass and tallied four solo tackles in victory over Mississippi State ... Picked off a pass to end scoring threat and totaled five solo tackles vs. West Virginia ... Interception came at AU 28-yard line vs. WVA.

McFADDEN'S CAREER DEFENSIVE STATS

YEAR	G/GS	TT	UT	AT	TFL-YDS	QBS-YDS	FF/FR	PD	INT-YDS
2006	11/0	2	2	0	0.0-0	0.0-0	0/0	0	0-0
2007	13/0	10	5	5	1.0-4	0.0-0	0/0	2	1-93
2008	12/12	29	17	12	1.5-7	0.0-0	0/0	10	2-18
2009	3/3	11	10	1	0.0-0	0.0-0	0/0	3	1-(-4)
Totals	39/15	52	34	18	2.5-11	0.0-0	0/0	15	4-107

McFADDEN'S CAREER GAME HIGH STATS

	No.	Opponent	Date
Tackles	5	3x (last vs. Ole Miss)	11/1/08
Interceptions	1	4x (last vs. West Virginia)	9/19/09

McFADDEN'S GAME-BY-GAME DEFENSIVE STATS

DATE	OPPONENT	TT	UT	AT	PD	INT-YDS
9/5/09	* LOUISIANA TECH	2	1	1	1	0-0
9/12/09	* MISSISSIPPI STATE	4	4	0	1	0-0
9/19/09	* WEST VIRGINIA	5	5	0	1	1-(-4)
9/26/09	BALL STATE					
10/3/09	at Tennessee					
10/10/09	at Arkansas					
10/17/09	KENTUCKY					
10/24/09	at LSU					
10/31/09	OLE MISS					
11/7/09	FURMAN					
11/14/09	at Georgia					
11/27/09	ALABAMA					



GABE #83
McKENZIE TE
 6-5 · 252 · Sr. · 3L
 Mobile, Ala. (Davidson)
 Graduate

2009 — Saw playing time, but did not have a catch in season opener vs. Louisiana Tech.

McKENZIE'S CAREER DEFENSIVE STATS

YEAR	G/GS	TT	UT	AT	TFL-YDS	QBS-YDS	FF/FR	PD	I/YDS
2008	12/1	11	6	5	2.5-5	0.0-0	0/0	0	1/24

McKENZIE'S CAREER RECEIVING STATS

YEAR	G/GS	NO	YDS	AVG	TD	LP/OPPONENT
2006	13/0	13	137	10.5	1	25/South Carolina
2007	13/0	13	117	9.0	2	20/Kansas State
2008	12/1	3	33	11.0	0	21/Georgia
2009	3/0	0	0	0.0	0	---
Totals	41/1	29	287	9.9	3	25/South Carolina

McKENZIE'S CAREER GAME HIGH STATS

	No.	Opponent	Date
Receptions	4	2x (last vs. Kansas State)	9/1/07
Rec. Yards	42	2x (last vs. Kansas State)	9/1/07
Rec. TDs	1	3x (last vs. South Florida)	9/8/07

The Players

McKENZIE'S GAME-BY-GAME RECEIVING STATS

DATE	OPPONENT	REC	YDS	AVG	TD	TD REC
9/5/09	LOUISIANA TECH	0	0	0.0	0	--
9/12/09	MISSISSIPPI STATE	0	0	0.0	0	--
9/19/09	WEST VIRGINIA	0	0	0.0	0	--
9/26/09	BALL STATE					
10/3/09	at Tennessee					
10/10/09	at Arkansas					
10/17/09	KENTUCKY					
10/24/09	at LSU					
10/31/09	OLE MISS					
11/7/09	FURMAN					
11/14/09	at Georgia					
11/27/09	ALABAMA					

every snap vs. West Virginia and totaled 8.5 knockdown blocks.



JAKE RICKS #91
DL
6-4 · 292 · Sr. · 3L
Muscle Shoals, Ala. (Colbert County)
Criminology

2009 — In first career start, forced one fumble, had a QB hurry and recorded a career-best six tackles vs. Louisiana Tech ... Forced fumble was career-first ... Broke up a pass and had half a TFL vs. Mississippi State ... Registered first career INT with a pick and 21-yard return vs. West Virginia ... The INT came at the WVA 37-yard line and set up AU score (TD) ... Also had two QB hurries and two tackles vs. WVA.

RICKS' CAREER DEFENSIVE STATS

YEAR	G/GS	TT	UT	AT	TFL-YDS	QBS-YDS	FF/FR	PD	I/YDS
2006	6/0	1	0	1	0.5-2	0.0-0	0/1	0	0/0
2007	13/0	8	5	3	2.0-3	0.0-0	0/0	0	0/0
2008	12/0	7	3	4	2.0-8	0.0-0	0/1	1	0/0
2009	3/3	9	4	5	0.5-0	0.0-0	1/0	2	1/21
Totals	34/3	25	12	13	5.0-13	0.0-0	1/2	3	1/21

RICKS' CAREER GAME HIGH STATS

	No.	Opponent	Date
Tackles	6	Louisiana Tech	9/5/09
Tackles for loss	1.0	4x (last vs. Ole Miss)	11/1/08

RICKS' GAME-BY-GAME DEFENSIVE STATS

DATE	OPPONENT	TT	UT	AT	TFL-YDS	QBS-YDS
9/5/09	* LOUISIANA TECH	6	3	3	0.0-0	0.0-0
9/12/09	* MISSISSIPPI STATE	1	0	1	0.5-0	0.0-0
9/19/09	* WEST VIRGINIA	2	1	1	0.0-0	0.0-0
9/26/09	BALL STATE					
10/3/09	at Tennessee					
10/10/09	at Arkansas					
10/17/09	KENTUCKY					
10/24/09	at LSU					
10/31/09	OLE MISS					
11/7/09	FURMAN					
11/14/09	at Georgia					
11/27/09	ALABAMA					



MIKE SLADE #11
DB
6-3 · 192 · So. · 1L
Tallahassee, Fla. (Lincoln)
Communications

2009 — Recorded three tackles in season opener vs. Louisiana Tech ... Had one tackle vs. Mississippi State.

SLADE' CAREER DEFENSIVE STATS

YEAR	G/GS	TT	UT	AT	TFL-YDS	QBS-YDS	FF/FR	PD	I/YDS
2008	12/0	8	2	6	0.0-0	0.0-0	0/0	0	0/0
2009	3/0	4	1	3	0.0-0	0.0-0	0/0	0	0/0
Totals	15/0	12	3	9	0.0-0	0.0-0	0/0	0	0/0



MIKE McNEIL #26
S
6-2 · 201 · Jr. · 2L
Mobile, Ala. (W.P. Davidson)
Communications

2009 — Has not played.

McNEIL'S CAREER DEFENSIVE STATS

YEAR	G/GS	TT	UT	AT	TFL-YDS	QBS-YDS	FF/FR	PD	I/YDS
2007	13/0	35	22	13	0.5-1	0.0-0	0/0	0	0/0
2008	12/12	75	42	23	3.0-9	1.0-4	0/1	2	0/0
2009	0/0	0	0	0	0.0-0	0.0-0	0/0	0	0/0
Totals	25/12	100	64	36	3.5-10	1.0-4	0/1	2	0/0

McNEIL'S CAREER GAME HIGH STATS

	No.	Opponent	Date
Tackles	9	3x (last vs. Arkansas)	10/11/08

McNEIL'S GAME-BY-GAME DEFENSIVE STATS

DATE	OPPONENT	TT	UT	AT	PD	INT-YDS
9/5/09	LOUISIANA TECH					DID NOT PLAY
9/12/09	MISSISSIPPI STATE					DID NOT PLAY
9/19/09	WEST VIRGINIA					DID NOT PLAY
9/26/09	BALL STATE					
10/3/09	at Tennessee					
10/10/09	at Arkansas					
10/17/09	KENTUCKY					
10/24/09	at LSU					
10/31/09	OLE MISS					
11/7/09	FURMAN					
11/14/09	at Georgia					
11/27/09	ALABAMA					



RYAN PUGH #50
OL
6-4 · 289 · Jr. · 2L
Hoover, Ala. (Hoover)
Pre-Building Science

2009 — Started at center in season opener vs. Louisiana Tech and tallied five knockdown blocks ... Did not allow a sack on 27 pass attempts vs. Tech ... Started against Mississippi State and did not allow a sack in 24 pass attempts ... Totaled nine knockdown blocks, second most among offensive linemen, against Mississippi State ... Played

The Players

SLADE' GAME-BY-GAME DEFENSIVE STATS

DATE	OPPONENT	TT	UT	AT	PD	INT-YDS
9/5/09	LOUISIANA TECH	3	1	2	0	0-0
9/12/09	MISSISSIPPI STATE	1	0	1	0	0-0
9/19/09	WEST VIRGINIA	0	0	0	0	0-0
9/26/09	BALL STATE					
10/3/09	at Tennessee					
10/10/09	at Arkansas					
10/17/09	KENTUCKY					
10/24/09	at LSU					
10/31/09	OLE MISS					
11/7/09	FURMAN					
11/14/09	at Georgia					
11/27/09	ALABAMA					



CRAIG STEVENS #46
LB

6-3 · 223 · Jr. · 2L
Tallahassee, Fla. (Lincoln)
Business Management

Career — Has started 15 consecutive games.

2009 — T-sixth in SEC in Tackles Per Game, 8.7 tpg ... Named SEC Defensive Player of the Week (9/21) ... Started at linebacker in season opener vs. Louisiana Tech and tied career high eight tackles ... Also had 1.5 TFLs (minus 3 yards) and 1.0 sack (minus 2 yards) ... Sack was first of career ... Against Mississippi State, had 2.0 TFLs (minus 4 yards) with seven tackles, four solo ... Picked off first career pass and returned it 15 yards for first career TD vs. West Virginia ... INT gave Auburn 41-30 lead with 3:20 left in game ... Also had career-high 11 tackles, eight solo, vs. WVA.

STEVENS' CAREER DEFENSIVE STATS


YEAR	G/GS	TT	UT	AT	TFL-YDS	QBS-YDS	FF/FR	PD	I/YDS
2006	3/0	6	3	3	1.0-1	0.0-0	0/0	0	0-0
2007	10/8	35	20	15	0.0-0	0.0-0	1/0	1	0-0
2008	12/12	54	31	23	0.5-1	0.0-0	0/1	2	0-0
2009	3/3	26	18	8	3.5-7	1.0-2	0	2	1-15
Totals	28/23	121	72	49	5.0-9	1.0-2	1/1	5	1-15

STEVENS' CAREER GAME HIGH STATS

	No.	Opponent	Date
Tackles	11	West Virginia	9/19/09
Sacks	1.0	Louisiana Tech	9/5/09
TFL	2.0	Mississippi State	9/12/09

STEVENS' GAME-BY-GAME DEFENSIVE STATS

DATE	OPPONENT	TT	UT	AT	TFL-YDS	QBS-YDS
9/5/09	* LOUISIANA TECH	8	6	2	1.5-3	1.0-2
9/12/09	* MISSISSIPPI STATE	7	4	3	2.0-4	0.0-0
9/19/09	* WEST VIRGINIA	11	8	3	0.0-0	0.0-0
9/26/09	BALL STATE					
10/3/09	at Tennessee					
10/10/09	at Arkansas					
10/17/09	KENTUCKY					
10/24/09	at LSU					
10/31/09	OLE MISS					
11/7/09	FURMAN					
11/14/09	at Georgia					
11/27/09	ALABAMA					
11/29/08	at Alabama					



JOHN SULLEN #71
OL

6-6 · 346 · Fr. · HS
Auburn, Ala. (Auburn)
Undecided

2009 — Saw game action in season opener vs. Louisiana Tech ... Did not give up a sack in limited action vs. Mississippi State.

ERIC SMITH #32
RB

5-10 · 237 · So. · 1L
Seffner, Fla. (Armwood HS)
Liberal Arts



2009 — Started vs. Mississippi State and rushed for 8 yards on three carries ... Set career high with four receptions and 74 receiving yards vs. West Virginia ... Had long catch of 37 yards.

SMITH'S CAREER RUSHING STATS

YEAR	G/GS	NO	YDS	AVG	TD	LP/OPPONENT
2008	12/1	21	83	4.0	0	19/Louisiana-Monroe
2009	2/2	3	8	2.7	0	6/Mississippi State
Totals	14/3	24	91	3.8	0	19/Louisiana-Monroe

SMITH'S GAME-BY-GAME RUSHING STATS

DATE	OPPONENT	ATT	YDS	Avg.	TD	TD Runs
9/5/09	LOUISIANA TECH					
9/12/09	* MISSISSIPPI STATE	3	8	2.7	0	--
9/19/09	* WEST VIRGINIA	0	0	0.0	0	--
9/26/09	BALL STATE					
10/3/09	at Tennessee					
10/10/09	at Arkansas					
10/17/09	KENTUCKY					
10/24/09	at LSU					
10/31/09	OLE MISS					
11/7/09	FURMAN					
11/14/09	at Georgia					
11/27/09	ALABAMA					



VANCE SMITH #55
OL

6-2 · 281 · So. · 1L
Pace, Fla. (Pace)
Education

2009 — Saw playing time vs. Louisiana Tech in season opener ... Did not allow a sack in limited action vs. Mississippi State and totaled one knockdown block.

The Players



BEN TATE #44 RB

5-11 · 218 · Sr. · 3L
Newark, Md. (Snow Hill)
Graduate

CAREER — Six 100-yard rushing games, including two 150-yard rushing games (156 vs. Tulane, 2006 & 157 vs. Mississippi State, 2009) ... 13th player in AU history to record 2,000 yards rushing ... Ninth on career rushing list with 2,308 yards ... Needs 119 yards to tie Stacey Danley (1987-90) for 8th with 2,427 yards.

2009 — *Maxwell Outstanding Player Award watch list ... Leads SEC/ninth in NCAA in rushing with 119.0 ypg ... Eighth in SEC/61st in NCAA in all-purpose yards, 121.0 ypg ...* Rushed for 117 yards on 20 carries in season opener vs. Louisiana Tech ... Also had a pair of pass receptions for 10 yards vs. Tech ... Set career best with 157 rushing yards vs. Mississippi State ... Also had one rushing TD from 35-yards out ... Ran 19 times for 75 yards with a long rush of 16 yards vs. West Virginia.

TATE'S CAREER RUSHING STATS

YEAR	G/GS	NO	YDS	AVG	TD	LP/OPPONENT
2006	9/0	54	392	7.3	3	42/Buffalo
2007	13/7	202	903	4.5	8	44/Vanderbilt
2008	12/2	159	664	4.2	3	49/Louisiana-Monroe
2009	3/2	59	349	5.9	1	35/Mississippi State
Totals	37/11	474	2,308	4.9	15	49/Louisiana-Monroe

TATE'S CAREER GAME HIGH STATS

	No.	Opponent	Date
Rush Attempts	27	Vanderbilt	10/4/06
Rush Yards	157	Mississippi State	9/12/09
Rush TDs	2	Buffalo	9/23/06

TATE'S GAME-BY-GAME RUSHING STATS

DATE	OPPONENT	ATT	YDS	Avg.	TD	TD Runs
9/5/09	* LOUISIANA TECH	20	117	5.8	0	--
9/12/09	MISSISSIPPI STATE	20	157	7.8	1	35
9/19/09	* WEST VIRGINIA	19	75	3.9	0	--
9/26/09	BALL STATE					
10/3/09	at Tennessee					
10/10/09	at Arkansas					
10/17/09	KENTUCKY					
10/24/09	at LSU					
10/31/09	OLE MISS					
11/7/09	FURMAN					
11/14/09	at Georgia					
11/27/09	ALABAMA					



NEIKO THORPE #15 DB

6-2 · 176 · So. · 1L
Tucker, Ga. (HS)
Liberal Arts

2009 — *Tied for third in SEC in passes defended per game, 1.3 pdg ...* Started at cornerback in season opener vs. Louisiana Tech ... Broke up one pass and recorded three solo tackles vs. Tech ... Tied career high with seven tackles, five solo, in victory over Mississippi State ... Intercepted a pass, broke-up two passes and had seven tackles vs. West Virginia ... The pick vs. WVA ended a scoring threat at the AU 25-yard line.

THORPE'S CAREER DEFENSIVE STATS

YEAR	G/GS	TT	UT	AT	TFL-YDS	QBS-YDS	FF/FR	PD	I/YDS
2008	11/1	29	20	9	0.0-0	0.0-0	1/0	6	2-101
2009	3/3	17	13	4	0.0-0	0.0-0	0/0	2	1-22
Totals	14/4	46	33	13	0.0-0	0.0-0	0/0	2	3-123

THORPE'S CAREER GAME HIGH STATS

	No.	Opponent	Date
Tackles	7	4x (last vs. West Virginia)	9/19/09
Interceptions	1	3x (last vs. West Virginia)	9/19/09

THORPE'S GAME-BY-GAME DEFENSIVE STATS

DATE	OPPONENT	TT	UT	AT	PD	INT-YDS
9/5/09	* LOUISIANA TECH	3	3	0	1	0-0
9/12/09	* MISSISSIPPI STATE	7	5	2	0	0-0
9/19/09	* WEST VIRGINIA	7	5	2	2	1-22
9/26/09	BALL STATE					
10/3/09	at Tennessee					
10/10/09	at Arkansas					
10/17/09	KENTUCKY					
10/24/09	at LSU					
10/31/09	OLE MISS					
11/7/09	FURMAN					
11/14/09	at Georgia					
11/27/09	ALABAMA					



CHRIS TODD #12 QB

6-4 · 210 · Sr. · 1L
Elizabethtown, Ky (Elizabethtown/Hutchinson CC)
Graduate

2009 — Set career best with 255 passing yards in season-opening win vs. Louisiana Tech ... Threw TD passes of 93 and 17 yards ... The 93-yard TD pass to Terrell Zachery set AU record for longest offensive play ... Completed 65 percent of passes (17-of-26) vs. Tech ... Threw for 186 yards, hitting 10-of-23 pass attempts in victory over Mississippi State ... Threw a career-high four TD passes and career-high 284 yards in win vs. West Virginia ... Had long pass of 82 yards vs. WVA.

SEC/NCAA Rankings:

Passing Avg/Game: 3rd, 241.7 ypg

Total Offense: 3rd, 240.0 ypg / 34th NCAA

Pass Efficiency: 5th, 152.1

TODD'S CAREER PASSING STATS

YEAR	G/GS	CMP	ATT	PCT	YDS	INT	TD	LP/OPPONENT
2006 (TTU)	5/0	25	35	71.4	241	0	1	48/SE Louisiana
2008	7/5	86	156	55.1	903	6	5	58/LSU
2009	3/3	43	80	53.8	725	1	6	93/Louisiana Tech
Totals	15/8	154	271	56.8	1,867	7	12	93/Louisiana Tech

TODD'S CAREER GAME PASSING HIGHS

	No.	Opponent	Date
Completions	21	Southern Miss	9/6/08
Attempts	32	LSU	9/20/08
Yards	284	West Virginia	9/19/09
Touchdowns	4	West Virginia	9/19/09
Interceptions	2	LSU	9/20/08

The Players

TODD'S GAME-BY-GAME PASSING STATS

DATE	OPPONENT	CMP	ATT	YDS	INT	TD
9/5/09	* LOUISIANA TECH	17	26	255	0	2
9/12/09	* MISSISSIPPI STATE	10	23	186	0	0
9/19/09	* WEST VIRGINIA	16	31	284	1	4
9/26/09	BALL STATE					
10/3/09	at Tennessee					
10/10/09	at Arkansas					
10/17/09	KENTUCKY					
10/24/09	at LSU					
10/31/09	OLE MISS					
11/7/09	FURMAN					
11/14/09	at Georgia					
11/27/09	ALABAMA					



TOMMY TROTT #5 TE
 6-5 · 243 · Sr. · 3L
 Montgomery, Ala. (Trinity Presbyterian)
 Graduate

2009 — John Mackey Tight End Award watch list ... Started at tight end but did not record a catch in season opener vs. Louisiana Tech ... Did not record a catch before leaving with knee injury vs. Mississippi State ... Caught two passes for 20 yards with a long catch of 11 yards vs. West Virginia.

TROTT'S CAREER RECEIVING STATS

YEAR	G/GS	NO	YDS	AVG	TD	LP/OPPONENT
2006	2/0	0	0	0.0	0	-
2006	13/9	10	94	9.4	2	27/Tulane
2007	13/2	4	35	8.8	0	16/Vanderbilt
2008	11/11	20	201	10.1	0	33/Arkansas
2009	3/3	2	20	10.0	0	11/West Virginia
Totals	42/25	36	350	9.7	2	33/Arkansas

TROTT'S CAREER GAME HIGH STATS

	No.	Opponent	Date
Receptions	4	2x (last vs. Ole Miss)	11/1/08
Rec. Yards	44	Southern Miss	9/6/08
Rec. TDs	1	2x (last vs. Tulane)	10/21/06

TROTT'S GAME-BY-GAME STATS

DATE	OPPONENT	REC	YDS	AVG	TD	TD REC
9/5/09	* LOUISIANA TECH	0	0	0.0	0	--
9/12/09	* MISSISSIPPI STATE	0	0	0.0	0	--
9/19/09	* WEST VIRGINIA	2	20	10.0	0	--
9/26/09	BALL STATE					
10/3/09	at Tennessee					
10/10/09	at Arkansas					
10/17/09	KENTUCKY					
10/24/09	at LSU					
10/31/09	OLE MISS					
11/7/09	FURMAN					
11/14/09	at Georgia					
11/27/09	ALABAMA					



DEMOND WASHINGTON #14 DB
 5-9 · 185 · Jr. · JC
 Tallassee, Ala. (Mississippi Gulf Coast CC)
 Undecided

2009 — Had one QB hurry and registered two tackles vs. Louisiana Tech ... Recorded two assisted tackles with one QB hurry in SEC opener vs. Mississippi State ... Notched first career sack, for minus 12 yards, to go with five total tackles and one QB hurry vs. West Virginia.

WASHINGTON'S CAREER DEFENSIVE STATS

YEAR	G/GS	TT	UT	AT	TFL-YDS	QBS-YDS	FF/FR	PD	I/YDS
2009	3/0	9	4	5	1.0-12	1.0-12	0/0	0	0/0

WASHINGTON'S GAME-BY-GAME DEFENSIVE STATS

DATE	OPPONENT	TT	UT	AT	PD	INT-YDS
9/5/09	LOUISIANA TECH	2	1	1	0	0-0
9/12/09	MISSISSIPPI STATE	2	0	2	0	0-0
9/19/09	WEST VIRGINIA	5	3	2	0	0-0
9/26/09	BALL STATE					
10/3/09	at Tennessee					
10/10/09	at Arkansas					
10/17/09	KENTUCKY					
10/24/09	at LSU					
10/31/09	OLE MISS					
11/7/09	FURMAN					
11/14/09	at Georgia					
11/27/09	ALABAMA					



TERRELL ZACHERY #81 WR
 6-1 · 203 · Jr. · 1L
 Wadley, Ala. (Wadley)
 Public Administration

2009 — Earned first career start in season opener vs. Louisiana Tech ... Hauled in 93-yard TD pass from QB Chris Todd that set AU record for longest offensive play in school history ... Finished with 3 catches for 98 yards vs. Tech ... Hauled in two passes for 41 yards, with a long reception of 33 yards, in victory over Mississippi State ... Caught one pass for 15 yards and returned three kickoffs for 49 yards vs. West Virginia.

ZACHERY'S CAREER RECEIVING STATS

YEAR	G/GS	NO	YDS	AVG	TD	LP/OPPONENT
2007	1/0	0	0	0.0	0	NA
2008	12/0	2	24	12.0	0	17/Southern Miss
2009	3/2	6	154	25.6	1	93/Louisiana Tech
Totals	16/2	8	178	22.2	1	93/Louisiana Tech

The Players

ZACHERY'S GAME-BY-GAME RECEIVING STATS

DATE	OPPONENT	REC	YDS	AVG	TD	TD REC
9/5/09	* LOUISIANA TECH	3	98	32.7	1	93
9/12/09	MISSISSIPPI STATE	2	41	20.5	0	--
9/19/09	* WEST VIRGINIA	1	15	15.0	0	--
9/26/09	BALL STATE					
10/3/09	at Tennessee					
10/10/09	at Arkansas					
10/17/09	KENTUCKY					
10/24/09	at LSU					
10/31/09	OLE MISS					
11/7/09	FURMAN					
11/14/09	at Georgia					
11/27/09	ALABAMA					



LEE #73
ZIEMBA OL
6-8 · 308 · Jr. · 2L
Rogers, Ark. (Rogers)
History

Career — Has started 27 consecutive games on the offensive line.

2009 — Started at tackle in season opener vs. Louisiana Tech and recorded eight knockdown blocks .. Did not allow a sack on 27 pass attempts vs. Tech ... Against Mississippi State, did not allow a sack in 24 pass attempts and had a team-high 9.5 knockdown blocks ... Led offensive line with nine knockdown blocks vs. West Virginia ... Played every offensive snap vs. Mountaineers.

Auburn Career Records Update

Rushing Yardage

Player	Seasons	Att	Avg	Yards
1. Bo Jackson	1982-85	650	6.62	4303
2. Carnell Williams	2001-04	741	5.17	3831
3. James Brooks	1977-80	621	5.67	3523
4. Joe Cribbs	1976-79	657	5.13	3368
5. Stephen Davis	1993-95	488	5.76	2811
6. Brent Fullwood	1983-86	390	7.15	2789
7. Ronnie Brown	2000-04	513	5.28	2707
8. Stacy Danley	1987-90	526	4.61	2427
9. Ben Tate	2006-pres.	474	4.87	2308
10. James Joseph	1986-90	452	5.17	2264
11. Kenny Irons	2005-06	454	4.81	2186
12. James Bostic	1991-93	396	5.26	2084
13. Lionel James	1980-83	348	6.14	2068
14. Secdrick McIntyre	1973-76	462	4.31	1992
15. Fob James	1952-55	317	6.03	1913
16. Phil Gargis	1973-76	456	4.13	1884
17. Tommie Agee	1983-86	356	4.87	1735
18. Jimmy Sidle	1962-64	326	5.22	1703
19. Brad Lester	2004-pres.	371	4.55	1689
20. Joe Childress	1953-55	321	5.19	1667
21. Curtis Kuykendall	1944-45	217	7.46	1619
22. Rudi Johnson	2000	324	4.84	1567
23. Terry Henley	1970-72	343	4.47	1534
23. Tommy Lorino	1956-58	227	6.55	1486
25. Monk Gafford	1940-42	221	6.40	1414
26. Mitzi Jackson	1973-75	243	5.65	1373
27. William Andrews	1976-78	267	5.04	1347
28. Ed Dyas	1958-60	261	4.97	1298
29. Tom Bryan	1964-66	265	4.32	1144
30. George Peoples	1978-81	239	4.54	1085
31. Tucker Frederickson	1962-64	260	4.15	1079
32. Bobby Hoppe	1955-57	194	5.56	1078
33. Charlie Hataway	1951-53	282	3.74	1055

Field Goals Made

Player	Seasons	Pct	FGA	FGM
1. John Vaughn	2003-06	.725	69	50
2. Damon Duval	1999-02	.608	74	45
Win Lyle	1987-89	.763	59	45
4. Al Del Greco	1980-83	.609	69	42
Jorge Portela	1977-79	.613	62	38
6. Scott Etheridge	1992-93	.791	43	34
7. Wes Byrum	2007-pres.	.702	47	33
8. Jim Von Wyl	1990-91	.667	48	32
9. John Riley	1967-69	.492	63	31
10. Jaret Holmes	1996-97	.730	37	27

Field Goal Percentage (Min. 10 Made)

Player	Seasons	FGM	FGA	Pct
1. Scott Etheridge	1992-93	34	43	.791
2. Matt Hawkins	1994-95	26	33	.788
3. Win Lyle	1987-89	45	59	.763
4. Jaret Holmes	1996-97	27	37	.730
5. John Vaughn	2003-06	50	69	.725
6. Ed Dyas	1958-60	17	24	.708
7. Wes Byrum	2007-pres.	33	47	.702
8. Gardner Jett	1970-72	23	34	.676
9. Jim Von Wyl	1990-91	32	48	.667
Robert McGinty	1984	12	18	.667

Punting Average (Min. 50 punts)

Player	Seasons	No	Yards	Avg
1. Terry Daniel	1992-94	169	7522	44.51
2. Kody Bliss	2003-06	202	8861	43.87
3. Damon Duval	1999-02	227	9842	43.36
4. Jaret Holmes	1996-97	110	4676	42.51
5. Skip Johnston	1977-79	172	7220	41.98
6. Brian Shulman	1986-88	157	6580	41.91
7. Clinton Durst	2008-pres.	81	3393	41.89
8. Lewis Colbert	1982-85	244	10179	41.72
9. Ryan Shoemaker	2007-pres.	56	2328	41.57
10. Tommy Lunceford	1965-67	171	7017	41.04

Quarterback Sacks (from 1981)

Player	Seasons	Total Yds.	Sacks
1. Quentin Groves	2004-07	169	26.0
Gerald Robinson	1982-85	150	26.0
3. Tracy Rocker	1985-88	146	21.0
Craig Olgetree	1986-89	117	21.0
5. Reggie Torbor	2000-03	128	18.5
6. Leonardo Carson	1996-99	123	17.0
Willie Whitehead	1991-94	108	17.0
8. Antonio Coleman	2006-pres.	96	16.5
9. Marcus Washington	1994-96	108	16.0
Gary Walker	1993-94	95	16.0

2009 Auburn Football Statistics

RECORD	OVERALL	HOME	AWAY	NEUTRAL
ALL GAMES	3-0	3-0	0-0	0-0
CONFERENCE	1-0	1-0	0-0	0-0
NON-CONFERENCE	2-0	2-0	0-0	0-0

DATE	OPPONENT	W/L	SCORE	ATTEND
09/05/2009	LOUISIANA TECH	W	37-13	81,143
09/12/2009	MISSISSIPPI STATE*	W	49-24	85,269
09/19/2009	WEST VIRGINIA	W	41-30	87,451

TEAM STATISTICS	AU	OPP
SCORING	127	67
Points Per Game	42.3	22.3
FIRST DOWNS	76	56
Rushing	42	23
Passing	29	26
Penalty	5	7
RUSHING YARDAGE	791	470
Yards gained rushing	844	539
Yards lost rushing	53	69
Rushing Attempts	152	114
Average Per Rush	5.2	4.1
Average Per Game	263.7	156.7
TDs Rushing	7	4
PASSING YARDAGE	754	581
Comp-Att-Int	45-84-1	53-95-8
Average Per Pass	9.0	6.1
Average Per Catch	16.8	11.0
Average Per Game	251.3	193.7
TDs Passing	7	3
TOTAL OFFENSE	1545	1051
Total Plays	236	209
Average Per Play	6.5	5.0
Average Per Game	515.0	350.3
KICK RETURNS: #-Yards	15-279	20-491
PUNT RETURNS: #-Yards	7-25	2-37
INT RETURNS: #-Yards	8-79	1-13
KICK RETURN AVERAGE	18.6	24.5
PUNT RETURN AVERAGE	3.6	18.5
INT RETURN AVERAGE	9.9	13.0
FUMBLES-LOST	6-2	4-2
PENALTIES-Yards	18-164	17-164
Average Per Game	54.7	54.7
PUNTS-Yards	12-446	14-600
Average Per Punt	37.2	42.9
Net punt average	30.8	41.1
TIME OF POSSESSION/Game	28:58	31:02
3RD-DOWN Conversions	23/44	20/43
3rd-Down Pct	52%	47%
4TH-DOWN Conversions	1/3	2/3
4th-Down Pct	33%	67%
SACKS BY-Yards	7-34	2-9
MISC YARDS	0	0
TOUCHDOWNS SCORED	16	8
FIELD GOALS-ATTEMPTS	5-5	4-4
ON-SIDE KICKS	0-0	0-0
RED-ZONE SCORES	11-12 92%	9-10 90%
RED-ZONE TOUCHDOWNS	10-12 83%	6-10 60%
PAT-ATTEMPTS	16-16 100%	7-8 88%
ATTENDANCE	253863	0
Games/Avg Per Game	3/84621	0/0
Neutral Site Games	0/0	0/0

SCORE BY QUARTERS	1st	2nd	3rd	4th	Total
Auburn	34	27	31	35	127
Opponents	28	20	12	7	67

RUSHING	GP	Att	Gain	Loss	Net	Avg	TD	Long	Avg/G
Ben Tate	3	59	358	9	349	5.9	1	35	116.3
Onterio McCalebb	3	46	293	11	282	6.1	2	48	94.0
Mario Fannin	3	10	79	4	75	7.5	0	23	25.0
Kodi Burns	3	24	75	10	65	2.7	4	11	21.7
Terrell Zachery	3	2	19	0	19	9.5	0	10	6.3
Eric Smith	2	3	8	0	8	2.7	0	6	4.0
TEAM	1	1	0	2	-2	-2.0	0	0	-2.0
Chris Todd	3	7	12	17	-5	-0.7	0	6	-1.7
Total	3	152	844	53	791	5.2	7	48	263.7
Opponents	3	114	539	69	470	4.1	4	71	156.7

PASSING	G	Effic	Comp-Att-Int	Pct	Yds	TD	Lng	Avg/G
Chris Todd	3	152.12	43-80-1	53.8	725	6	93	241.7
Kodi Burns	3	193.40	2-4-0	50.0	29	1	16	9.7
Total	3	154.09	45-84-1	53.6	754	7	93	251.3
Opponents	3	100.74	53-95-8	55.8	581	3	58	193.7

RECEIVING	G	No.	Yds	Avg	TD	Long	Avg/G
Darvin Adams	3	15	261	17.4	4	30	87.0
Mario Fannin	3	10	167	16.7	1	82	55.7
Terrell Zachery	3	6	154	25.7	1	93	51.3
Eric Smith	2	4	74	18.5	0	37	37.0
Ben Tate	3	3	15	5.0	0	6	5.0
Jay Wisner	3	2	40	20.0	0	24	13.3
Tommy Trott	3	2	20	10.0	0	11	6.7
Kodi Burns	3	2	10	5.0	0	8	3.3
Philip Lutzenkirchen	3	1	13	13.0	1	13	4.3
Total	3	45	754	16.8	7	93	251.3
Opponents	3	53	581	11.0	3	58	193.7

PUNT RETURNS	No.	Yds	Avg	TD	Long
Anthony Gulley	3	23	7.7	0	17
Demond Washington	3	7	2.3	0	9
Mario Fannin	1	-5	-5.0	0	0
Total	7	25	3.6	0	17
Opponents	2	37	18.5	1	10

INTERCEPTIONS	No.	Yds	Avg	TD	Long
Neiko Thorpe	1	22	22.0	0	22
Jake Ricks	1	21	21.0	0	21
Antonio Coleman	1	20	20.0	1	20
Craig Stevens	1	15	15.0	1	15
Josh Bynes	1	5	5.0	0	5
T'Sharvan Bell	1	0	0.0	0	0
Daren Bates	1	0	0.0	0	0
Walter McFadden	1	-4	-4.0	0	0
Total	8	79	9.9	2	22
Opponents	1	13	13.0	0	13

KICK RETURNS	No.	Yds	Avg	TD	Long
Onterio McCalebb	8	162	20.2	0	28
Mario Fannin	3	61	20.3	0	24
Terrell Zachery	3	49	16.3	0	19
Tommy Trott	1	7	7.0	0	7
Total	15	279	18.6	0	28
Opponents	20	491	24.5	0	44

FUMBLE RETURNS	No.	Yds	Avg	TD	Long
Total	0	0	0.0	0	0
Opponents	0	0	0.0	0	0

2009 Auburn Football Statistics

SCORING	TD	FGs	PATs					DXP	Saf	Points
			Kick	Rush	Rcv	Pass				
Wes Byrum	.0	5-5	16-16	0-0	0	0-0	0	0	31	
Kodi Burns	.4	0-0	0-0	0-0	0	0-0	0	0	24	
Darvin Adams	.4	0-0	0-0	0-0	0	0-0	0	0	24	
Onterio McCalebb	.2	0-0	0-0	0-0	0	0-0	0	0	12	
Mario Fannin	.1	0-0	0-0	0-0	0	0-0	0	0	6	
Craig Stevens	.1	0-0	0-0	0-0	0	0-0	0	0	6	
Ben Tate	.1	0-0	0-0	0-0	0	0-0	0	0	6	
Terrell Zachery	.1	0-0	0-0	0-0	0	0-0	0	0	6	
Lutzenkirchen	.1	0-0	0-0	0-0	0	0-0	0	0	6	
Antonio Coleman	.1	0-0	0-0	0-0	0	0-0	0	0	6	
Total	.16	5-5	16-16	0-0	0	0-0	0	0	127	
Opponents	.8	4-4	7-8	0-0	0	0-0	0	0	67	

TOTAL OFFENSE	G	Plays	Rush	Pass	Total	Avg/G
Chris Todd	.3	87	-5	725	720	240.0
Ben Tate	.3	59	349	0	349	116.3
Onterio McCalebb	.3	46	282	0	282	94.0
Kodi Burns	.3	28	65	29	94	31.3
Mario Fannin	.3	10	75	0	75	25.0
Terrell Zachery	.3	2	19	0	19	6.3
Eric Smith	.2	3	8	0	8	4.0
TEAM	.1	1	-2	0	-2	-2.0
Total	.3	236	791	754	1545	515.0
Opponents	.3	209	470	581	1051	350.3

FIELD GOALS	FGM-FGA	Pct	01-19	20-29	30-39	40-49	50-99	Lg	Blk
Wes Byrum	.5-5	100.0	0-0	1-1	0-0	4-4	0-0	49	0

FG SEQUENCE	Auburn	OPPONENTS
Louisiana Tech	(25),(49),(47)	(20),(46)
Mississippi State	--	(29)
West Virginia	(46),(42)	(28)

Numbers in (parentheses) indicate field goal was made.

PUNTING	No.	Yds	Avg	Long	TB	FC	I20	Blkd
Clinton Durst	.11	446	40.5	50	2	4	4	0
TEAM	.1	0	0.0	0	0	0	0	1
Total	.12	446	37.2	50	2	4	4	1
Opponents	.14	600	42.9	52	0	3	2	0

KICKOFFS	No.	Yds	Avg	TB	OB	Retn	Net	YdLn
Morgan Hull	.18	1184	65.8	1	2			
Wes Byrum	.5	329	65.8	0	0			
Total	.23	1513	65.8	1	2	491	43.6	26
Opponents	.15	918	61.2	0	0	279	42.6	27

ALL PURPOSE	G	Rush	Rec	PR	KOR	IR	Tot	Avg/G
Onterio McCalebb	.3	282	0	0	162	0	444	148.0
Ben Tate	.3	349	15	0	0	0	364	121.3
Mario Fannin	.3	75	167	-5	61	0	298	99.3
Darvin Adams	.3	0	261	0	0	0	261	87.0
Terrell Zachery	.3	19	154	0	49	0	222	74.0
Kodi Burns	.3	65	10	0	0	0	75	25.0
Eric Smith	.2	8	74	0	0	0	82	41.0
Jay Wisner	.3	0	40	0	0	0	40	13.3
Tommy Trott	.3	0	20	0	7	0	27	9.0
Anthony Guley	.3	0	0	23	0	0	23	7.7
Neiko Thorpe	.3	0	0	0	0	22	22	7.3
Jake Ricks	.3	0	0	0	0	21	21	7.0
Antonio Coleman	.3	0	0	0	0	20	20	6.7
Craig Stevens	.3	0	0	0	0	15	15	5.0
Lutzenkirchen	.3	0	13	0	0	0	13	4.3
Demond Washington	.3	0	0	7	0	0	7	2.3
Josh Bynes	.3	0	0	0	0	5	5	1.7
TEAM	.1	-2	0	0	0	0	-2	-2.0
Walter McFadden	.3	0	0	0	0	-4	-4	-1.3
Chris Todd	.3	-5	0	0	0	0	-5	-1.7
Total	.3	791	754	25	279	79	1928	642.7
Opponents	.3	470	581	37	491	13	1592	530.7

2009 Auburn Football Statistics

Defensive Statistics

DEFENSIVE LEADERS	GP	Tackles			TFL/Yds	-Sacks- No-Yards	Pass Def			----Fumbles----		Bkd Kick	Saf
		Solo	Ast	Total			Int-Yds	BrUp	QBH	Rcv-Yds	FF		
17 Josh Bynes	3	17	11	28	.	.	1-5	1	1
46 Craig Stevens	3	18	8	26	3.5-7	1.0-2	1-15	1	2
4 Zac Etheridge	3	14	5	19	1.5-9	.	.	.	1
15 Neiko Thorpe	3	13	4	17	.	.	1-22	3
52 Antonio Coleman	3	7	9	16	4.0-15	2.0-9	1-20	.	3	1-0	.	.	.
6 Walter McFadden	3	10	1	11	.	.	1-4	2
25 Daren Bates	3	5	5	10	.	.	1-0	.	2
14 Demond Washington	3	4	5	9	1.0-12	1.0-12	.	.	3
91 Jake Ricks	3	4	5	9	0.5-0	.	1-21	1	3	.	1	.	.
49 Michael Goggans	3	4	5	9	1.0-2	1.0-2	.	1	2
93 Mike Blanc	3	4	4	8	2.0-9	2.0-9	.	.	3	.	1	.	.
90 Nick Fairley	3	3	5	8	1.0-3	.	.	.	4	1-0	.	.	.
31 Adam Herring	3	4	3	7	0.5-1
21 Eltoro Freeman	2	3	4	7	1
11 Mike Slade	3	1	3	4
98 Zach Clayton	2	2	2	4
96 Chris Humphries	3	2	1	3	1.0-1
58 Harris Gaston	3	2	1	3
22 T'Sharvan Bell	3	3	.	3	.	.	1-0
95 Dee Ford	3	1	1	2	4
20 Drew Cole	2	1	1	2
33 Gabe Barrett	3	1	1	2
32 Eric Smith	2	1	1	2
35 Jonathan Evans	2	.	2	2
38 Jason King	2	.	1	1
36 Wade Christopher	2	.	1	1
51 Watson Downs	1	.	1	1
75 Andrew McCain	3	.	1	1
8 Harry Adams	3	.	1	1
97 Clinton Durst	3	.	1	1
66 Mike Berry	3	.	1	1
Total	3	124	94	218	16-59	7-34	8-79	9	29	2-0	2	.	.
Opponents	3	142	88	230	15.0-51	2-9	1-13	9	17	2-0	2	1	.

Special Teams Tackles

SPECIAL TEAMS	Tackles		
	Solo	Ast	Total
15 Neiko Thorpe	4	1	5
14 Demond Washington	1	3	4
11 Mike Slade	0	3	3
22 T'Sharvan Bell	2	0	2
32 Eric Smith	1	1	2
33 Gabe Barrett	1	1	2
46 Craig Stevens	1	1	2
4 Zac Etheridge	1	0	1
8 Harry Adams	0	1	1
20 Drew Cole	0	1	1
25 Daren Bates	0	1	1
36 Wade Christopher	0	1	1
38 Jason King	0	1	1
58 Harris Gaston	0	1	1
95 Dee Ford	0	1	1
96 Chris Humphries	0	1	1

2009 Scoring Summaries

Plays	Yards	TOP	Qtr	Scoring Play
LOUISIANA TECH				
13	69	5:36	1	W. Byrum 25-yard field goal
10	66	3:27	1	K. Burns 1-yard run
3	29	0:23	2	W. Byrum 49-yard field goal
3	98	0:48	3	T. Zachery 93-yard pass from C. Todd
7	22	1:36	3	W. Byrum 47-yard field goal
9	72	3:07	4	D. Adams 17-yard pass from C. Todd
13	65	5:02	4	O. McCaleb 3-yard run
MISSISSIPPI STATE				
8	73	3:11	1	K. Burns 1-yard run
--	--	--	1	A. Coleman 20-yard interception return
5	80	1:36	2	O. McCaleb 48-yard run
8	78	1:13	2	K. Burns 1-yard run
7	81	2:51	3	P. Lutzenkirchen 13-yard pass from K. Burns
4	72	1:22	3	B. Tate 35-yard run
13	75	5:19	4	K. Burns 1-yard run
WEST VIRGINIA				
9	38	2:55	1	W. Byrum 46-yard field goal
6	45	1:50	1	D. Adams 16-yard pass from C. Todd
6	43	2:30	2	W. Byrum 42-yard field goal
11	68	3:24	2	D. Adams 4-yard pass from C. Todd
2	86	0:49	3	M. Fannin 82-yard pass from C. Todd
3	19	0:54	4	D. Adams 17-yard pass from C. Todd
--	--	--	4	C. Stevens 15-yard interception return

Average Scoring Drive: Plays: 7.4 Yards: 62.1 Time: 2:31

2009 Starting Lineups

Offense

	WR	TE	LT	LG	C	RG	RT	WR	HB	QB	TB
LOUISIANA TECH	Zachery	Trott	Ziamba	Isom	Pugh	Berry	McCain	Adams	Fannin	Todd	Tate
MISSISSIPPI STATE	Burns	Trott	Ziamba	Isom	Pugh	Berry	McCain	Adams	E. Smith	Todd	McCaleb
WEST VIRGINIA	Zachery	Trott	Ziamba	Isom	Pugh	Berry	McCain	Hawthorne	E. Smith	Todd	Tate
BALL STATE											
at Tennessee											
at Arkansas											
KENTUCKY											
at LSU											
OLE MISS											
FURMAN											
at Georgia											
ALABAMA											

Defense

	LE	LT	NG	RE	LB	LB	LB	CB	S	S	CB
LOUISIANA TECH	Coleman	Fairley	Ricks	Goggans	Stevens	Bynes	Herring	McFadden	Etheridge	Bates	Thorpe
MISSISSIPPI STATE	Coleman	Blanc	Ricks	Goggans	Stevens	Bynes	Herring	McFadden	Etheridge	Bates	Thorpe
WEST VIRGINIA	Coleman	Blanc	Ricks	Goggans	Stevens	Bynes	Freeman	McFadden	Etheridge	Bates	Thorpe
BALL STATE											
at Tennessee											
at Arkansas											
KENTUCKY											
at LSU											
OLE MISS											
FURMAN											
at Georgia											
ALABAMA											

2009 Game-By-Game Team Statistics

Game	Score	First Downs			Rushing No-Yds-TD	Passing			Total Off. Pl-Yds	Punts No-Avg	Fum. F/L	Penalties No-Yds	3rd Dns	Time of Poss
		Tot	Ru-Pa-Pe	C-A-I		Yds	TD							
Louisiana Tech at Auburn	13 37	19 27	6-8-5 17-9-1	37-6-0 52-301-2	18-33-1 17-27-0	149 255	1 2	70-245 79-556	6-38.3 2-41.0	3/1 3/2	3-30 8-87	5-14 8-13	31:23 28:37	
Mississippi State at Auburn	24 49	14 29	6-7-1 18-8-3	38-167-1 59-390-5	11-21-2 11-24-0	130 199	1 1	59-297 83-589	6-45.2 5-28.8	0/0 2/0	10-89 5-40	5-14 6-13	28:57 31:03	
West Virginia at Auburn	30 41	23 20	11-11-1 7-12-1	39-207-3 41-100-0	24-41-5 17-33-1	302 300	1 4	80-509 74-400	2-49.5 5-44.0	1/1 1/0	4-45 5-37	10-15 9-18	32:45 27:15	
Ball State at Auburn														
at Tennessee Auburn														
at Arkansas Auburn														
Kentucky at Auburn														
at LSU Auburn														
Ole Miss at Auburn														
Furman at Auburn														
at Georgia Auburn														
Alabama at Auburn														

Miscellaneous Statistics

Average Time of Possession (by Quarter)

	<u>1</u>	<u>2</u>	<u>3</u>	<u>4</u>	<u>Total</u>
AUBURN	7:38	6:01	6:14	9:04	28:58
Opponent	7:22	8:58	8:45	5:55	31:01

Third Down Conversions (by Quarter)

	<u>1</u>	<u>2</u>	<u>3</u>	<u>4</u>	<u>Total</u>
AUBURN	5 of 11	5 of 10	5 of 11	8 of 12	23 of 44
<i>Pct.</i>	45.5	50.0	45.5	66.7	52.3
Opponents	3 of 6	6 of 14	4 of 12	7 of 11	20 of 43
<i>Pct.</i>	50.0	42.9	33.3	63.6	46.5

Third Down Conversions (by Yardage)

<u>Yards to go</u>	<u>1-3</u>	<u>4-6</u>	<u>7-10</u>	<u>11+</u>	<u>Total</u>
AUBURN	11 of 13	5 of 9	5 of 15	2 of 7	23 of 44
<i>Pct.</i>	84.6	55.6	33.3	28.6	52.3
Opponents	5 of 9	7 of 10	6 of 17	2 of 7	20 of 43
<i>Pct.</i>	55.6	70.0	35.3	28.6	46.5

Turnovers

Takeaways — 10, Giveaways — 3
 Difference — +7
 Points Off TOs — AU 38, Opp. 3
 Points Off TOs/Game — AU 12.7, Opp. 1.0

Kickoffs

Kickoffs — 23
 Byrum — 5 KO, 0 TB, 0 OB
 Hull — 18 KO, 1 TB, 2 OB
 Touchbacks — 1
 Out of Bounds — 2
 Opp. Returns — 20 for 491 yards (24.5)
 On-side kicks — 0-for-0

Red Zone

AU Scores/Times in Red Zone: 11/12 (.917)
 AU TDs/Times in Red Zone: 10/12 (.833)
 Scores (11): 10 TD, 1 FG
 Non-Scores (1): Fumble
 Opp. Scores/Times in Red Zone: 9/10 (.900)
 Opp. TDs/Times in Red Zone: 6/10 (.600)
 Scores (9): 6 TD, 3 FG
 Non-Scores (1): INT

2009 Game-By-Game Individual Statistics

Rushing

<u>No.-Yds. TD</u>	<u>#18 Burns</u>	<u>#27 Fannin</u>	<u>#23 McCalebb</u>	<u>#44 Tate</u>	<u>#12 Todd</u>
LOUISIANA TECH	8-23, 1	0-0, 0	22-148, 1	20-117, 0	1-3, 0
MISSISSIPPI STATE	9-32, 3	9-75, 0	16-114, 1	20-157, 1	1-6, 0
WEST VIRGINIA	7-10, 0	1-0, 0	8-20, 0	19-75, 0	5-(-14), 0
BALL STATE					
at Tennessee					
at Arkansas					
KENTUCKY					
at LSU					
OLE MISS					
FURMAN					
at Georgia					
ALABAMA					

Receiving

<u>No.-Yds. TD</u>	<u>#89 Adams</u>	<u>#3 Benton</u>	<u>#80 Blake</u>	<u>#18 Burns</u>	<u>#27 Fannin</u>	<u>#13 Hawthorne</u>	<u>#81 Zachery</u>
LOUISIANA TECH	4-65, 1	0-0, 0	0-0, 0	0-0, 0	8-82, 0	DNP	3-98, 1
MISSISSIPPI STATE	5-116, 0	0-0, 0	DNP	1-2, 0	1-3, 0	DNP	2-41, 0
WEST VIRGINIA	6-80, 3	0-0, 0	DNP	1-8, 0	1-82, 1	0-0, 0	1-15, 0
BALL STATE							
at Tennessee							
at Arkansas							
KENTUCKY							
at LSU							
OLE MISS							
FURMAN							
at Georgia							
ALABAMA							

<u>No.-Yds. TD</u>	<u>#43 Lutzenkirchen</u>	<u>#5 Trott</u>	<u>#23 McCalebb</u>	<u>#32 Smith</u>	<u>#44 Tate</u>
LOUISIANA TECH	0-0, 0	0-0, 0	0-0, 0	DNP	2-10, 0
MISSISSIPPI STATE	1-13, 1	0-0, 0	0-0, 0	0-0, 0	0-0, 0
WEST VIRGINIA	0-0, 0	2-20, 0	0-0, 0	4-74, 0	1-5, 0
BALL STATE					
at Tennessee					
at Arkansas					
KENTUCKY					
at LSU					
OLE MISS					
FURMAN					
at Georgia					
ALABAMA					

Passing

<u>C-A-Yds-Int. TD</u>	<u>#12 Todd</u>
LOUISIANA TECH	17-26-255-0, 2
MISSISSIPPI STATE	10-23-186-0, 0
WEST VIRGINIA	16-31-284-1, 4
BALL STATE	
at Tennessee	
at Arkansas	
KENTUCKY	
at LSU	
OLE MISS	
FURMAN	
at Georgia	
ALABAMA	

Field Goals

<u>Made. (Missed)</u>	<u>#18 Byrum</u>
LOUISIANA TECH	25, 49, 47
MISSISSIPPI STATE	--
WEST VIRGINIA	46, 42
BALL STATE	
at Tennessee	
at Arkansas	
KENTUCKY	
at LSU	
OLE MISS	
FURMAN	
at Georgia	
ALABAMA	

Punting

<u>No.-Avg. In 20</u>	<u>#97 Durst</u>
LOUISIANA TECH	2-41.0, 1
MISSISSIPPI STATE	4-36.0, 2
WEST VIRGINIA	5-44.0, 1
BALL STATE	
at Tennessee	
at Arkansas	
KENTUCKY	
at LSU	
OLE MISS	
FURMAN	
at Georgia	
ALABAMA	

2009 Game-By-Game Individual Statistics

Defensive Linemen

<u>Solo+Ast=Total</u>	<u>#93 Blanc</u>	<u>#98 Clayton</u>	<u>#52 Coleman</u>	<u>#90 Fairley</u>	<u>#49 Goggans</u>	<u>#91 Ricks</u>
LOUISIANA TECH	1+1=2	DNP	4+3=7	2+3=5	1+1=2	3+3=6
MISSISSIPPI STATE	1+3=4	1+2=3	0+3=3	0+0=0	1+3=4	0+1=1
WEST VIRGINIA	2+0=2	1+0=1	3+3=6	1+2=3	2+1=3	1+1=2
BALL STATE						
at Tennessee						
at Arkansas						
KENTUCKY						
at LSU						
OLE MISS						
FURMAN						
at Georgia						
ALABAMA						

Linebackers

<u>Solo+Ast=Total</u>	<u>#17 Bynes</u>	<u>#35 Evans</u>	<u>#21 Freeman</u>	<u>#58 Gaston</u>	<u>#31 Herring</u>	<u>#46 Stevens</u>
LOUISIANA TECH	5+3=8	0+1=1	DNP	1+0=1	2+0=2	6+2=8
MISSISSIPPI STATE	2+6=8	0+1=1	2+4=6	1+0=1	1+3=4	4+3=7
WEST VIRGINIA	10+2=12	DNP	1+0=1	0+1=1	1+0=1	8+3=11
BALL STATE						
at Tennessee						
at Arkansas						
KENTUCKY						
at LSU						
OLE MISS						
FURMAN						
at Georgia						
ALABAMA						

Defensive Backs

<u>Solo+Ast=Total</u>	<u>#25 Bates</u>	<u>#4 Etheridge</u>	<u>#6 McFadden</u>	<u>#11 Slade</u>	<u>#15 Thorpe</u>	<u>#14 Washington</u>
LOUISIANA TECH	1+2=3	6+2=8	1+1=2	1+2=3	3+0=3	1+1=2
MISSISSIPPI STATE	0+3=3	6+2=8	4+0=4	0+1=1	5+2=7	0+2=2
WEST VIRGINIA	4+0=4	2+1=3	5+0=5	0+0=0	5+2=7	3+2=5
BALL STATE						
at Tennessee						
at Arkansas						
KENTUCKY						
at LSU						
OLE MISS						
FURMAN						
at Georgia						
ALABAMA						

Others

<u>Solo+Ast=Total</u>	<u>#8 Adams</u>	<u>#22 Bell</u>	<u>#20 Cole</u>	<u>#95 Ford</u>
LOUISIANA TECH	0+0=0	1+0=1	1+1=2	0+1=1
MISSISSIPPI STATE	0+1=1	1+0=1	0+0=0	1+0=1
WEST VIRGINIA	0+0=0	1+0=1	DNP	0+0=0
BALL STATE				
at Tennessee				
at Arkansas				
KENTUCKY				
at LSU				
OLE MISS				
FURMAN				
at Georgia				
ALABAMA				

2009 Player Participation

Player	Pos.	2009 Games Played	2009 Starts	Career Games Played	Career Starts	Consec. Career Starts	Player	Pos.	2009 Games Played	2009 Starts	Career Games Played	Career Starts	Consec. Career Starts
Darvin Adams	WR	3	2	13	2	-	Airon Savage	FS	-	-	19	15	-
Harry Adams	DB	3	-	11	-	-	Ryan Shoemaker	P	-	-	13	-	-
Gabe Barrett	DB	3	-	3	-	-	Mike Slade	DB	3	-	15	-	-
Daren Bates	DB	3	3	3	3	3	Eric Smith	RB	2	2	14	2	2
T'Sharvan Bell	DB	3	-	3	-	-	Vance Smith	OL	2	-	14	2	-
DeAngelo Benton	WR	3	-	3	-	-	Travante Stallworth	WR	3	-	3	-	-
Mike Berry	OL	3	3	21	11	8	Craig Stevens	LB	3	3	28	23	16
Emory Blake	WR	1	-	1	-	-	John Sullen	OL	3	-	3	-	-
Mike Blanc	DL	3	2	27	8	2	Ben Tate	RB	3	2	37	11	1
Jorell Bostrom	OL	2	-	2	-	-	Neiko Thorpe	DB	3	3	14	4	3
Kodi Burns	QB	3	1	22	9	-	Chris Todd	QB	3	3	10	8	3
Josh Bynes	LB	3	3	20	11	11	Tommy Trott	TE	3	3	42	25	3
Wes Byrum	K	3	-	27	-	-	Demond Washington	DB	3	-	3	-	-
Quindarius Carr	WR	3	-	15	-	-	Derek Winter	WR	3	-	11	-	-
Antoine Carter	DE	-	-	23	1	-	Jay Wisner	WR	3	-	3	-	-
Neil Caudle	QB	2	-	5	-	-	Bailey Woods	TE	1	-	1	-	-
Wade Christopher	LB	2	-	4	-	-	Terrell Zachery	WR	3	2	16	2	1
Zach Clayton	DT	2	-	23	1	-	Lee Ziemba	OT	3	3	28	28	28
Drew Cole	DB	2	-	13	-	-							
Antonio Coleman	DE	3	3	40	21	5							
Jared Cooper	OL	3	-	9	-	-							
Clayton Crofoot	H	3	-	15	-	-							
John Cubelic	WR	-	-	1	-	-							
John Douglas	RB	3	-	6	1	-							
Watson Downs	LB	1	-	1	-	-							
Clinton Durst	P	3	-	14	-	-							
Bart Eddins	OL	2	-	17	-	-							
Zac Etheridge	SS	3	3	30	27	18							
Jonathan Evans	LB	2	-	2	-	-							
Nick Fairley	DL	3	1	3	1	-							
Mario Fannin	RB	3	1	31	6	-							
Dee Ford	DE	3	-	3	-	-							
Eltoro Freeman	LB	2	1	2	1	1							
Harris Gaston	LB	3	-	3	-	-							
Michael Goggans	DE	3	3	28	15	15							
A.J. Greene	OL	1	-	2	-	-							
Anthony Gulley	WR	3	-	3	-	-							
Josh Harris	DS	3	-	3	-	-							
Tim Hawthorne	WR	1	1	26	5	1							
Adam Herring	LB	3	2	14	2	-							
D'Antoine Hood	DB	1	-	13	1	-							
Morgan Hull	K	3	-	12	-	-							
Chris Humphries	DL	3	-	3	-	-							
Byron Isom	OL	3	3	15	10	3							
Jason King	RB	2	-	2	-	-							
Philip Lutzenkirchen	TE	3	-	3	-	-							
Derrick Lykes	DL	3	-	3	-	-							
Andrew McCain	OL	3	3	30	3	3							
Onterio McCalebb	RB	3	1	3	1	-							
Walter McFadden	DB	3	3	39	15	15							
Gabe McKenzie	TE	2	-	40	1	-							
Mike McNeil	DB	-	-	25	12	-							
Ikeem Means	DB	2	-	2	-	-							
Philip Pierre-Louis	WR	-	-	1	-	-							
Ryan Pugh	OL	3	3	23	22	18							
Spencer Pybus	LB	-	-	12	-	-							
Ashton Richardson	LB	3	-	3	-	-							
Jake Ricks	DT	3	3	34	3	3							
Darrell Roseman	OL	1	-	1	-	-							

Top Ten Career Games Played (Active)

1.	Tommy Trott	42
2.	Antonio Coleman	40
3.	Gabe McKenzie	39
	Walter McFadden	39
5.	Ben Tate	37
6.	Jake Ricks	34
7.	Mario Fannin	31
8.	Zac Etheridge	30
	Andrew McCain	30
10.	Michael Goggans	28
	Craig Stevens	28
	Lee Ziemba	28

Top Ten Career Games Started (Active)

1.	Lee Ziemba	28
2.	Zac Etheridge	27
3.	Tommy Trott	25
4.	Craig Stevens	23
5.	Ryan Pugh	22
6.	Antonio Coleman	21
7.	Airon Savage	15
	Michael Goggans	15
	Walter McFadden	15
10.	Mike McNeil	12

Top Five Consecutive Starts (Active)

1.	Lee Ziemba	28
2.	Zac Etheridge	18
	Ryan Pugh	18
4.	Craig Stevens	16
5.	Michael Goggans	15
	Walter McFadden	15

2009 Superlatives

Auburn Team Superlatives

Points Scored	49	vs. Mississippi State (9/12)
Low	37	vs. Louisiana Tech (9/5)
First Downs	29	vs. Mississippi State (9/12)
Low	20	vs. West Virginia (9/19)
Rushing Plays	59	vs. Mississippi State (9/12)
Low	41	vs. West Virginia (9/19)
Net Rushing Yards	390	vs. Mississippi State (9/12)
Low	100	vs. West Virginia (9/19)
Passes Attempted	33	vs. West Virginia (9/19)
Low	24	vs. Mississippi State (9/12)
Passes Completed	17	vs. Louisiana Tech (9/5)
		vs. West Virginia (9/19)
Low	11	vs. Mississippi State (9/12)
Had Intercepted	1	vs. West Virginia (9/19)
Low	0	vs. Louisiana Tech (9/5)
		vs. Mississippi State (9/12)
Net Passing Yards	300	vs. West Virginia (9/19)
Low	199	vs. Mississippi State (9/12)
Total Offensive Plays	83	vs. Mississippi State (9/12)
Low	74	vs. West Virginia (9/19)
Total Net Offense	589	vs. Mississippi State (9/12)
Low	400	vs. West Virginia (9/19)
Fumbles	3	vs. Louisiana Tech (9/5)
Low	1	vs. West Virginia (9/19)
Fumbles Lost	2	vs. Louisiana Tech (9/5)
Low	0	vs. Mississippi State (9/12)
		vs. West Virginia (9/19)
Penalties	8	vs. Louisiana Tech (9/5)
Low	5	vs. Mississippi State (9/12)
		vs. West Virginia (9/19)
Penalty Yards	87	vs. Louisiana Tech (9/5)
Low	37	vs. West Virginia (9/19)

Auburn Individual Superlatives

Rushing Attempts	22	by Onterio McCalebb vs. La Tech (9/5)
Net Rushing Yards	157	by Ben Tate vs. Mississippi State (9/12)
Rushing TDs	3	by Kodi Burns vs. Mississippi St. (9/12)
Pass Attempts	31	by Chris Todd vs. West Virginia (9/19)
Pass Completions	17	by Chris Todd vs. La Tech (9/5)
Had Intercepted	1	by Chris Todd vs. West Virginia (9/19)
Net Passing Yards	284	by Chris Todd vs. West Virginia (9/19)
Passing TDs	4	by Chris Todd vs. West Virginia (9/19)
Receptions	8	by Mario Fannin vs. La Tech (9/5)
Receiving Yards	116	by Darvin Adams Mississippi St. (9/12)
TD Receptions	3	by Darvin Adams vs. W. Virginia (9/19)
Punts	5	by Clinton Durst vs. West Virginia (9/19)
Punt Average	44.0	by Clinton Durst vs. West Virginia (9/19)
Punts Inside 20	2	by Clinton Durst vs. Mississippi St. (9/12)
Punt Returns	3	by D. Washington vs. Mississippi St. (9/12)
Punt Return Yards	24	by Anthony Gulley vs. W. Virginia (9/19)
Kickoff Returns	4	by O. McCalebb vs. vs. Mississippi St. (9/12)
Kickoff Return Yards	81	by O. McCalebb vs. vs. Mississippi St. (9/12)
FG Attempts	3	by Wes Byrum vs. La Tech (9/5)
FG Made	3	by Wes Byrum vs. La Tech (9/5)
Interceptions	1	eight times
Interception Yards	22	by Neiko Thorpe vs. West Virginia (9/19)

Auburn Individual Long Plays

Rushing	48	by O. McCalebb vs. Mississippi St. (9/12)
Passing	93	by Chris Todd vs. La Tech (9/5)
Receiving	93	by Terrell Zachery vs. La Tech (9/5)
Field Goal	49	by Wes Byrum vs. La Tech (9/5)
Punt	50	by Clinton Durst vs. West Virginia (9/19)
Punt Return	17	by Anthony Gulley vs. W. Virginia (9/19)
Kickoff Return	28	by O. McCalebb vs. Mississippi St. (9/12)
Interception Return	22	by Neiko Thorpe vs. West Virginia (9/19)

Opponent Team Superlatives

Points Scored	30	by West Virginia (9/19)
Low	13	by Louisiana Tech (9/5)
First Downs	23	by West Virginia (9/19)
Low	14	by Mississippi State (9/12)
Rushing Plays	39	by West Virginia (9/19)
Low	37	by Louisiana Tech (9/5)
Net Rushing Yards	207	by West Virginia (9/19)
Low	96	by Louisiana Tech (9/5)
Passes Attempted	41	by West Virginia (9/19)
Low	21	by Mississippi State (9/12)
Passes Completed	24	by West Virginia (9/19)
Low	11	by Mississippi State (9/12)
Had Intercepted	5	by West Virginia (9/19)
Low	1	by Louisiana Tech (9/5)
Net Passing Yards	302	by West Virginia (9/19)
Low	130	by Mississippi State (9/12)
Total Offensive Plays	80	by West Virginia (9/19)
Low	59	by Mississippi State (9/12)
Total Net Offense	509	by West Virginia (9/19)
Low	245	by Louisiana Tech (9/5)
Fumbles	3	by Louisiana Tech (9/5)
Low	0	by Mississippi State (9/12)
Fumbles Lost	1	by Louisiana Tech (9/5)
		by West Virginia (9/19)
Low	0	by Mississippi State (9/12)
Penalties	10	by Mississippi State (9/12)
Low	3	by Louisiana Tech (9/5)
Penalty Yards	89	by Mississippi State (9/12)
Low	30	by Louisiana Tech (9/5)

Opponent Individual Superlatives

Rushing Attempts	20	by Anthony Dixon of Mississippi State (9/12)
Net Rushing Yards	128	by Noel Devine of West Virginia (9/19)
Rushing TDs	3	by Noel Devine of West Virginia (9/19)
Pass Attempts	33	by Ross Jenkins of Louisiana Tech (9/5)
Pass Completions	18	by Ross Jenkins of Louisiana Tech (9/5)
		by Jarrett Brown of West Virginia (9/19)
Had Intercepted	4	by Jarrett Brown of West Virginia (9/19)
Net Passing Yards	221	by Jarrett Brown of West Virginia (9/19)
Passing TDs	1	three times
		last by Jarrett Brown of West Virginia (9/19)
Receptions	12	by Jock Sanders of West Virginia (9/19)
Receiving Yards	115	by Jock Sanders of West Virginia (9/19)
TD Receptions	1	three times
		last by Jock Sanders of West Virginia (9/19)
Punts	6	by Cade Glasgow of Louisiana Tech (9/5)
		by Heath Hutchins of Mississippi St. (9/12)
Punt Average	49.5	by Scott Kozlowski of West Virginia (9/19)
Punts Inside 20	1	by Cade Glasgow of Louisiana Tech (9/5)
		by Heath Hutchins of Mississippi St. (9/12)
Punt Returns	1	by P. Hanrahan of Mississippi State (9/12)
		by Brandon Hogan of West Virginia (9/19)
Punt Return Yards	27	by P. Hanrahan of Mississippi State (9/12)
Kickoff Returns	7	by Leon Berry of Mississippi State (9/12)
Kickoff Return Yards	186	by Leon Berry of Mississippi State (9/12)
FG Attempts	2	by Matt Nelson of Louisiana Tech (9/5)
FG Made	2	by Matt Nelson of Louisiana Tech (9/5)
Interceptions	1	by Ovid Goulbourne of West Virginia (9/19)
Interception Yards	13	by Ovid Goulbourne of West Virginia (9/19)

Opponent Individual Long Plays

Rushing	71	by Noel Devine of West Virginia (9/19)
Passing	58	by Jarrett Brown of West Virginia (9/19)
Receiving	58	by Brad Starks of West Virginia (9/19)
Field Goal	46	by Matt Nelson of Louisiana Tech (9/5)
Punt	52	by Scott Kozlowski of West Virginia (9/19)
Punt Return	27	by P. Hanrahan of Mississippi State (9/12)
Kickoff Return	44	by Mark Rodgers of West Virginia (9/19)
Interception Return	13	by Ovid Goulbourne of West Virginia (9/19)

2009 Plays Of 20+ Yards

Yards	Type	Player(s)	Opponent	Qtr.
93 (TD)	pass	Terrell Zachery from Chris Todd	Louisiana Tech	3rd
82 (TD)	pass	Mario Fannin from Chris Todd	West Virginia	3rd
48 (TD)	run	Oterio McCalebb	Mississippi State	2nd
37	pass	Eric Smith from Chris Todd	West Virginia	2nd
35 (TD)	run	Ben Tate	Mississippi State	3rd
33	pass	Terrell Zachery from Chris Todd	Mississippi State	4th
30	pass	Darvin Adams from Chris Todd	Mississippi State	1st
28	pass	Darvin Adams from Chris Todd	Louisiana Tech	4th
28	pass	Darvin Adams from Chris Todd	Mississippi State	2nd
28	pass	Eric Smith from Chris Todd	West Virginia	1st
26	pass	Mario Fannin from Chris Todd	Louisiana Tech	1st
24	pass	Jay Wisner from Chris Todd	Mississippi State	3rd
23	run	Mario Fannin	Mississippi State	1st
21	pass	Darvin Adams from Chris Todd	Mississippi State	2nd
21	run	Ben Tate	Mississippi State	3rd
20	pass	Mario Fannin from Chris Todd	Louisiana Tech	2nd
20	pass	Darvin Adams from Chris Todd	Mississippi State	2nd

Play Breakdown

BY PLAY

Pass.....	13
Run	4

BY GAME

Louisiana Tech	4
Mississippi State	10
West Virginia	3
Ball State	-
at Tennessee	-
at Arkansas	-
Kentucky.....	-
at LSU	-
Ole Miss	-
Furman	-
at Georgia	-
Alabama	-

BY QUARTER

1st	4
2nd.....	6
3rd	5
4th	2

RUSHING

Ben Tate	2
Mario Fannin	1
Oterio McCalebb	1

PASSING

Chris Todd	13
------------------	----

RECEIVING

Darvin Adams	5
Mario Fannin	3
Eric Smith	2
Terrell Zachery.....	2
Jay Wisner.....	1

The Last Time ...

An Auburn Team

Had 35 First Downs... vs. Western Carolina, 2002 (37)
Had 30 First Downs... vs. Tennessee, 2004 (31)
Had 400 yards rushing... vs. Mississippi State, 2003 (405)
Had 300 yards rushing... vs. Mississippi State, 2009 (390)
Had 300 yards rushing in consecutive games... vs. Louisiana Tech (301); vs. Mississippi State (390), 2009
Had 50 or more rushing attempts... vs. Louisiana Tech, 2009 (52)
Had six or more rushing TDs... at Kentucky, 2005 (6)
Had five or more rushing TDs... vs. Mississippi State, 2009 (5)
Had four or more rushing TDs... vs. Mississippi State, 2009 (5)
Had 350 or more yards passing... vs. Tennessee, 2004 (374)
Had 300 or more yards passing... vs. West Virginia, 2009 (300)
Had 50 or more pass attempts... vs. Mississippi State, 1997 (54)
Had 30 or more pass completions... vs. Arkansas, 1995 (34)
Had five TDs passing... vs. Louisiana Tech, 2001 (5)
Had four TDs passing... vs. West Virginia, 2009 (4)
Had three TDs passing... vs. West Virginia, 2009 (4)
Had 500 or more yards total offense... vs. Mississippi State, 2008 (589)
Had 500 or more yards total offense in consecutive games... vs. Louisiana Tech (556), vs. Mississippi State, 2009 (589)
Had 80 or more total plays... vs. Clemson [Chick-fil-A], 2007 (90)
Scored 70 or more points... vs. Louisiana-Monroe, 2003 (73)
Scored 60 or more points... vs. Ball State, 2005 (63)
Scored 50 or more points... vs. New Mexico State, 2007 (55)
Scored 40 or more points... vs. West Virginia, 2009 (41)
Had five or more fumbles... vs. Southern Miss (5), 2008
Did not commit a turnover... at LSU, 2007
Had 200-yard rusher and 100-yard receiver in a game... vs. Syracuse, 2002 (Carnell Williams [202 rush] and Marcel Willis [113 receiving])
Had 150-yard rusher and 150-yard receiver in a game... at Arkansas, 2001 (Carnell Williams [177 rush] and Tim Carter [156 receiving])
Had 100-yard receiver and 100-yard rusher in a game... vs. Mississippi State, 2009 (Ben Tate [157 rush], Oterio McCaleb [114 rush], Darwin Adams [116 rec])
Had two 100-yard rushers in a game... vs. Mississippi State, 2009 (Ben Tate [157] and Oterio McCaleb [114])
Had two 150-yard rushers in a game... vs. Mississippi State, 2003 (Brandon Jacobs [182] and Carnell Williams [164])
Had three 100-yard rushers in a game ... vs. Maryland, 1983 (Tommie Agee [219], Lionel James [115] and Bo Jackson [105])
Had two 100-yard receivers in a game... vs. LSU, 1999 (Ronney Daniels [120] and Markeith Cooper [105])
Had a 60-yard run and a 60-yard pass in a game ... vs. Alabama, 2003 (Carnell Williams 80 rush, Jason Campbell to Ben Obomanu 64 pass)
Had three players with 2 rushing TDs... vs. Louisiana-Monroe, 2003 (Carnell Williams [2], Brandon Jacobs [2], Tre Smith [2])
Had two players with seven or more catches in a game ... Courtney Taylor vs. Alabama, 2003 (7), Silas Daniels vs. Alabama, 2003 (7)
Scored a touchdown on offense, defense and special teams... vs. Louisiana-Monroe, 2008 (2 offense [1 pass, 1 rush], 1 defense [fumble return], 1 special team [punt return])
Scored on the first offensive play ... vs. Alabama, 2003 (Carnell Williams, 80 yard run)
Returned a punt for a TD... vs. Louisiana-Monroe, 2008 (Robert Dunn) [66 yards]
Returned a kickoff for a TD... vs. Tennessee-Martin, 2008 (Tristan Davis) [95 yards]
Returned opening kickoff for a TD... vs. Tennessee-Martin, 2008 (Tristan Davis) [95 yards]
Returned three Interceptions for TDs... vs. LSU, 1994 (Ken Alvis, Fred Smith, Brian Robinson)
Returned two Interceptions for TDs... vs. LSU, 1994 (Ken Alvis, Fred Smith, Brian Robinson)
Returned an Interception for a TD... vs. West Virginia, 2009 (Craig Stevens) [15]
Returned two fumbles for TDs... vs. Vanderbilt, 2002 (Spencer Johnson, Karlos Dansby)
Returned a fumble for a TD... vs. Tennessee, 2008 (Jake Ricks) [0]
Blocked a punt ... vs. Florida, 2006 (Jerraud Powers)
Blocked two punts... vs. La-Monroe, 2003 (3 - Justin Fetsko [2], Donnay Young)
Blocked three punts ... vs. La-Monroe, 2003 (3 - Justin Fetsko [2], Donnay Young)
Returned a blocked punt for a TD... vs. Florida, 2006 (Tre Smith)
Blocked a field goal ... vs. Georgia, 2008 (Tez Doolittle)
Blocked two field goals in a game... at Georgia, 2001 (Alton Moore, 2)
Blocked a PAT attempt ... vs. Alabama, 2008 (Mike McNeill)
Blocked two PAT attempt ... vs. LSU, 1998 (Charles Dorsey, 2)

Missed a kicking PAT... vs. Georgia, 2008 (mishandled snap)
Had a punt blocked... at Mississippi State, 2009 (Clinton Durst)
Had a field goal blocked... at Alabama, 2008 (Morgan Hull)
Had a successful on-side kick... at West Virginia, 2008 (Wes Byrum/Wes Byrum)
Was held scoreless... at Alabama, 2008 (0-36)
Was held scoreless at Jordan-Hare Stadium... vs. Southern California, 2003 (0-23)
Held an opponent scoreless... vs. Louisiana-Monroe, 2008 (34-0)
Held an opponent scoreless at Jordan-Hare Stadium... vs. La-Monroe, 2008 (34-0)
Held an opponent to five or less first downs... vs. Ball State, 2001 (5)
Held an opponent to 10 or less first downs... vs. Tennessee, 2008 (9)
Intercepted five or more passes... vs. West Virginia, 2009 (5)
Intercepted four or more passes... vs. West Virginia, 2009 (5)
Held an opponent to 300 or less yards total offense... vs. Mississippi State, 2009 (297)
Held an opponent to 200 or less yards total offense... vs. Tennessee, 2008 (191)
Held an opponent to 150 or less yards total offense... at Mississippi State, 2008 (116)
Held an opponent to 100 or less yards total offense... vs. Ball State, 2001 (92)
Held an opponent to 100 or less yards rushing... vs. Louisiana Tech, 2009 (96)
Held an opponent to 50 or less yards rushing... vs. Tennessee-Martin, 2008 (38)
Held an opponent to negative yards rushing... vs. Florida, 2001 (-36)
Held an opponent to 100 or less yards passing... vs. Tennessee, 2008 (67)
Held an opponent without a touchdown... at Mississippi State, 2008
Scored a safety... vs. Arkansas, 2008 (Team)
Scored on a fake field goal... vs. Vanderbilt, 2000 (Duval pass to Diamond)
Scored an offensive two-point conversion ... at Alabama, 2006 (Lee Guess pass from Carl Stewart)
Scored two or more offensive two-point conversions... vs. Florida, 2002 [2]
Scored a defensive two-point conversion... vs. LSU, 1998 (Brad Ware)
Had 10 or more penalties... vs. Vanderbilt, 2007 (11)
Had 100 or more penalty yards... at Ole Miss, 2000 (112)
Had 35 minutes time of possession... at West Virginia, 2008 (35:19)
Was involved in a game that ended in a tie... vs. Georgia, 1994 (23-23)
Was involved in an overtime game... vs. Clemson [Chick-fil-A], 2007 (23-20 win)
Won a game without scoring an offensive touchdown ... at Miss. State, 2008 (3-2)

An Auburn Player

Rushed 40 times in a game... Carnell Williams vs. Syracuse, 2002 (40)
Rushed 35 times in a game... Kenny Irons at Georgia, 2005 (37)
Rushed 30 times in a game... Kenny Irons at Arkansas, 2005 (33)
Rushed for 200 yards in a game... Kenny Irons at LSU, 2005 (218)
Rushed for 150 yards in a game... Ben Tate vs. Mississippi State, 2009 (157)
Rushed for 100 yards in a game... Ben Tate vs. Mississippi State, 2009 (157); Oterio McCaleb vs. Mississippi State, 2009 (114)
Quarterback rushed for 100 yards in a game... Kodi Burns vs. Tennessee-Martin, 2008 (158)
Rushed for 100 yards in five consecutive games... Kenny Irons vs. Alabama (103), at Georgia (179), at Kentucky (103), vs. Ole Miss (101), at LSU (218), 2005
Rushed for 100 yards in four consecutive games... Kenny Irons vs. Alabama (103), at Georgia (179), at Kentucky (103), vs. Ole Miss (101)
Rushed for 100 yards in three consecutive games... Kenny Irons vs. Alabama (103), at Georgia (179), at Kentucky (103), 2005
Rushed for 100 yards in consecutive games... Ben Tate vs. Louisiana Tech (117), Mississippi State, 2009 (157); Oterio McCaleb vs. Louisiana Tech (148), Mississippi State, 2009 (114)
Rushed for 150 yards in three consecutive games... Carnell Williams vs. Tennessee (185), at Arkansas (150), vs. Mississippi State (164), 2003
Rushed for 150 yards in consecutive games... Kenny Irons at Arkansas (182), at LSU (218), 2005
Rushed for 4 or more TDs in a game... Carnell Williams vs. Mississippi State, 2003 (6)
Rushed for 3 or more TDs in a game... Kodi Burns vs. Mississippi State, 2009 (3)
Rushed for 2 or more TDs in four consecutive games... Carnell Williams vs. Western Carolina (2), vs. Vanderbilt (2), at Miss. State (2), vs. Syracuse (2), 2002
Rushed for 2 or more TDs in three consecutive games... Ronnie Brown at Florida (2), vs. LSU (2), at Ole Miss (3), 2002
Passed for 400 yards in a game... Ben Leard at Georgia, 1999 (416)
Passed for 300 yards in a game... Brandon Cox vs. Georgia Tech, 2005 (342)
Attempted 50 passes in a game... Dameyune Craig vs. Mississippi State, 1997 (54)
Attempted 40 passes in a game... Kodi Burns at Ole Miss, 2008 (43)
Threw five TDs in a game... Daniel Cobb vs. Louisiana Tech, 2001 (5)
Threw four TDs in a game... Chris Todd vs. West Virginia, 2009 (4)

The Last Time ...

Threw three TDs in a game... Chris Todd vs. West Virginia, 2009 (4)
Had 400 yards total offense in a game... Jason Campbell vs. Tennessee, 2004 (431)
Had 300 yards total offense in a game... Kodi Burns at Ole Miss, 2008 (340)
Accounted for four or more TDs in a game... Chris Todd vs. West Virginia, 2009 (4)
Accounted for three or more TDs in a game... Chris Todd vs. West Virginia, 2009 (4)
Caught 15 passes in a game... Willie Gosha vs. Arkansas, 1995 (17)
Caught 10 or more passes in a game... Ronney Daniels vs. Central Florida, 1999 (10)
Caught seven or more passes in a game... Mario Fannin vs. Louisiana Tech, 2009 (8)
Had 200 or more yards receiving in a game... Ronney Daniels at Georgia, 1999 (249)
Had 150 or more yards receiving in a game... Ben Obomanu vs. Ole Miss, 2003 (150)
Had 100 or more yards receiving in a game... Darvin Adams vs. Miss. State, 2009 (116)
Had 100 yards receiving in consecutive games... Courtney Taylor at Ole Miss (108); vs. Arkansas State (116), 2006
Caught four or more TD passes in a game... Alexander Wright vs. Pacific, 1989 (4)
Caught three or more TD passes in a game... Darvin Adams vs. West Virginia, 2009 (3)
Caught two or more TD passes in a game... Robert Dunn vs. Tennessee Tech, 2007 (2)
Scored 15 or more points kicking... John Vaughn vs. Washington State, 2006 (16)
Scored 10 or more points kicking... Wes Byrum vs. West Virginia, 2009 (11)
Kicked five or more field goals in a game... Jaret Holmes vs. UAB, 1996 (5)
Kicked four or more field goals in a game... John Vaughn vs. Florida, 2006 (4)
Had 150 kickoff return yards in a game... Tristan Davis vs. Arkansas, 2008 (182)
Had 100 punt return yards in a game... Robert Dunn vs. Southern Miss, 2008 (103)
Scored four or more TDs... Carnell Williams vs. Mississippi State, 2003 (6 rush)
Scored three or more TDs... Mario Fannin vs. New Mexico State, 2007 (3 rush)
Scored a rushing and receiving TD in a game... Mario Fannin vs. Georgia, 2008
Had an 80-yard run... Carnell Williams vs. Alabama, 2003 (80)
Had a 70-yard run... Tristan Davis at Kentucky, 2005 (75)
Had a 60-yard run... Mario Fannin vs. New Mexico State, 2007 (67)
Completed an 80-yard pass... Chris Todd to Mario Fannin vs. West Virginia, 2009 (82)
Completed a 70-yard pass... Chris Todd to Mario Fannin vs. West Virginia, 2009 (82)
Completed a 60-yard pass... Chris Todd to Marion Fannin vs. West Virginia, 2009 (82)
Kicked a field goal of 50 or more yards... Wes Byrum vs. Southern Miss, 2008 (52)
Kicked a field goal of 50 or more yards in consecutive games... John Vaughn, 2006; at Mississippi State (55), vs. Washington State (52)
Kicked two field goals of 50 or more yards in a game... Win Lyle vs. Tennessee, 1987 [55, 52]
Had a 70-yard punt... Kody Bliss vs. Tulane, 2006 (71)
Had a 60-yard punt... Ryan Shoemaker vs. New Mexico State, 2007 (67)
Blocked a field goal in a game... Tez Doolittle vs. Georgia, 2008
Blocked two field goals in a game... Alton Moore at Georgia, 2001
Blocked a PAT attempt ... Mike McNeill at Alabama, 2008
Blocked two PAT attempts ... Charles Dorsey vs. LSU, 1998 (2)
Blocked a punt in a game... Jerraud Powers vs. Florida, 2006
Blocked two punts in a game... Justin Fetsko vs. Louisiana-Monroe, 2003 (2)
Intercepted three or more passes in a game... Junior Rosegreen at Tennessee, 2004 (4)
Intercepted two or more passes in a game... Jonathan Wilhite vs. New Mexico State, 2007 (2)
Intercepted a pass in consecutive games... Jerraud Powers, 2007; at Georgia; vs. Alabama, 2007
Intercepted a pass in three consecutive games... Jerraud Powers, 2007; vs. Tennessee Tech, at Georgia; vs. Alabama
Recovered two fumbles in a game... Sen'Derrick Marks at Alabama, 2006 (2)
Forced two fumbles in a game... Quentin Groves at Alabama, 2006 (2)

An Auburn Opponent

Scored 50 or more points... Georgia, 1996 (56) [4 OT]
Scored 40 or more points... Arkansas, 2001 (42)
Had 350 or more yards rushing... Arkansas, 2002 (426)
Had 300 or more yards rushing... Arkansas, 2002 (426)
Had 250 or more yards rushing... Arkansas, 2006 (279)
Had 50 or more rushing attempts... Alabama, 2008 (50)
Had 400 yards passing... Louisiana Tech, 2000 (433)
Had 350 yards passing... Tennessee, 2003 (355)
Had 300 yards passing... West Virginia, 2009 (302)
Had 50 or more pass attempts... Kansas State, 2007 (57)
Had 40 or more pass attempts... West Virginia, 2009 (41)
Had 30 or more pass completions... Kansas State, 2007 (32)
Had 25 or more pass completions... Tennessee-Martin, 2008 (27)
Had four or more TDs passing... Florida, 2000 [SEC Championship] (4)

Had three or more TDs passing... LSU, 2007 (3)
Had five passes intercepted... West Virginia, 2009 (5)
Had four passes intercepted... West Virginia, 2009 (5)
Had 600 yards total offense... Florida, 1996 (625)
Had 500 yards total offense... West Virginia, 2009 (509)
Had 400 yards total offense... West Virginia, 2009 (509)
Had five or more fumbles... South Carolina, 2005 (5)
Lost four or more fumbles... at Mississippi State, 2002 (4)
Returned a punt for a TD... LSU, 2005 (Skyler Green, 66 yards)
Returned a kickoff for a TD... Alabama, 2003 (Brandon Brooks, 96 yards)
Returned an interception for a TD... Mississippi State, 2007 (Derek Pegues) (20 yards)
Returned a fumble for a TD... Arkansas, 1997 (C.J. McLain) (52 yards)
Blocked an Auburn punt... Mississippi State, 2009
Blocked an Auburn field goal... Alabama, 2008 (Bobby Greenwood)
Held Auburn to 300 yards total offense... Alabama, 2008 (170)
Held Auburn to 200 yards total offense... Alabama, 2008 (170)
Held Auburn below 100 yards rushing... Alabama, 2008 (57)
Held Auburn below 50 yards rushing... Georgia Tech, 2003 (40)
Held Auburn to negative yards rushing... Tennessee, 1997 (-15)
Held Auburn below 100 yards passing... Vanderbilt, 2008 (98)
Held Auburn to 10 or less first downs... Alabama, 2008 (8)
Had 10 or more penalties... Arkansas, 2007 (10)
Had 100 or more yards in penalties... Arkansas, 2007 (100)
Had two 100-yard rushers in a game... Arkansas, 2006 [Darren McFadden, 145; Felix Jones, 104]
Had two 100-yard receivers in a game... Tulane, 2006 [Preston Brown, 139; Damarcus Davis, 126]
Had a 100-yard rusher and a 100-yard receiver... West Virginia, 2009 [Noel Devine, 128 rush; Jock Sanders, 118 rec.]
Had a 100-yard rusher and two 100-yard receivers... Tulane, 2006 [Matt Forte, 117 rush; Preston Brown, 139 rec.; Damarcus Davis, 126 rec.]
Did Not Have a Turnover ... Alabama, 2008
Scored a safety... Mississippi State, 2008 (Ryan Pugh holding penalty)
Scored a two-point conversion... Alabama, 2005
Had 35 minutes time of possession... Arkansas, 2008 (35:02)

An Opposing Player

Rushed for 200 yards in a game... Noel Devine, West Virginia, 2008 (207)
Rushed for 150 yards in a game... Noel Devine, West Virginia, 2008 (207)
Rushed for 100 yards in a game... Noel Devine, West Virginia, 2009 (128)
Passed for 400 yards in a game... Luke McCown, La. Tech, 2000 (433)
Passed for 350 yards in a game... Casen Clausen, Tennessee, 2003 (355)
Passed for 300 yards in a game... Matt Flynn, LSU, 2007 (319)
Attempted 50 passes in a game... Josh Freeman, Kansas State, 2007 (57)
Attempted 40 passes in a game... Cade Thompson, Tennessee-Martin, 2008 (46)
Completed 25 passes in a game... Cade Thompson, Tennessee-Martin, 2008 (27)
Threw three or more TD passes in a game... Pat White, West Virginia, 2008 (3)
Had 400 yards total offense... Luke McCown, La. Tech, 2000 (436)
Had 350 yards total offense... Matt Flynn, LSU, 2007 (353)
Accounted for 3 or more TDs... Noel Devine, West Virginia, 2009 (3)
Caught 10 or more passes... Jock Sanders, West Virginia, 2009 (12)
Caught seven or more passes... Jock Sanders, West Virginia, 2009 (12)
Had 100 yards receiving... Jock Sanders, West Virginia, 2009 (115)
Had 200 yards receiving... Charles Lee, Central Florida, 1999 (203)
Caught three or more TD passes... Chris Collins, Ole Miss, 2002 (3)
Scored three TDs... Noel Devine, West Virginia, 2009 (3)
Had a 90-yard run... Guy Minor, LSU, 1936 (90)
Had an 80-yard run... C.J. Spiller, Clemson [Chick-fil-A], 2007 (83) [TD]
Had a 70-yard run... Noel Devine, West Virginia, 2009 (71) [TD]
Had a 60-yard run... Noel Devine, West Virginia, 2009 (71) [TD]
Completed an 80-yard pass... Bryan Randall to Josh Morgan, Virginia Tech, 2004 (80) [TD]
Completed a 70-yard pass... Bryan Randall to Josh Morgan, Virginia Tech, 2004 (80) [TD]
Completed a 60-yard pass... Andre' Woodson to Rafael Little, Kentucky, 2005 (65)
Kicked a 50-yard field goal... Steve Lindsey, Ole Miss, 1997 (52)
Had a 70-yard punt... Blake McAdams, Mississippi State, 2007 (73)
Had a 60-yard punt... Blake McAdams, Mississippi State, 2007 (73)
Made three or more FGs ... Colt David, LSU, 2007 (3)