



2009 FOOTBALL AUBURN TIGERS



GAME 3

AUBURN (2-0, 1-0 SEC) VS. WEST VIRGINIA (2-0, 0-0 BIG EAST)
SEPTEMBER 19, 2009 • 6:45 PM CT • TV: ESPN2
JORDAN-HARE STADIUM (87,451) • AUBURN, AL



QUICK FACTS

COACHES

Gene Chizik (Florida, 1985)
 Auburn Record.....2-0 (1st year)
 vs. West VirginiaFirst meeting
 Overall Record7-19 (3rd year)
 vs. West VirginiaFirst meeting

Bill Stewart (Fairmont State, 1975)
 West Virginia Record 12-4 (1st year)
 vs. Auburn1-0
 Overall Record20-29 (4th year)
 vs. Auburn1-0

SERIES

WVU leads, 1-0
 at AuburnN/A
 at MorgantownWVU leads, 1-0
 Last MeetingWVU 34, AU 17
 Oct. 23, 2008 in Morgantown, WV
 Current Streak.....WVU, W1

RANKINGS

AuburnReceiving Votes
 West VirginiaReceiving Votes

TELEVISION • ESPN2

Mark JonesPlay-by-play
 Bob DavieAnalyst



RADIO • AUBURN ISP SPORTS NETWORK

The Auburn ISP Sports Network provides radio coverage to over 50 stations that cover the Southeast. Rod Bramblett (play-by-play), Stan White (color), Quentin Riggins (sideline), Paul Ellen (studio) and Andy Burcham (locker room) provide gameday analysis.

SATELLITE RADIO.....XM Channel 197
 LOCALLY.....WKKR-FM (97.7)

ESPN Radio (Live)

Play-by-playBill Rosinski
 AnalystDennis Franchione
 Sidelines.....Joe Schad

INTERNET

Live audio & statswww.auburntigers.com

THE GAME

Auburn hosts West Virginia Saturday night in a rematch of last season's 34-17 Mountaineer victory in Morgantown in what was the first ever meeting between the schools. The game will kick off at 6:45 p.m. CT and be televised by ESPN2.

AUBURN HEADLINES

- ▶ Auburn ranks second in the nation in rushing offense (345.5) and fourth nationally in total offense (572.5).
- ▶ Auburn is the only team in the country with two players averaging more than 100 yards rushing per game.
- ▶ Senior Ben Tate leads the SEC and ranks seventh nationally in rushing (137.0), and ranks 10th in school history with 2,233 career rushing yards.
- ▶ Onterio McCalebb leads the SEC in all-purpose yards (196.0), and is the first freshman in Auburn history to rush for more than 100 yards in the first two games of a season.
- ▶ Auburn has recorded back-to-back games of more than 500 yards of offense for the first time since 1970.
- ▶ Auburn set a school record for total offense in an SEC opener with 589 yards against Mississippi State.
- ▶ Auburn has collected more than 300 yards rushing in both of its games, marking the Tigers' first back-to-back 300-yard rushing games since 1985.
- ▶ Auburn is one of just seven teams nationally that has played two games and not allowed a sack this season.
- ▶ Auburn is eighth nationally in first downs (28.0) and has had at least 27 first downs in each of its two games, while tying for the national lead with 162 plays run from scrimmage.
- ▶ Auburn is 17-3 in home night games since the 2000 season, including victories over four nationally-ranked teams.
- ▶ Auburn has won 17 consecutive games overall and 10 consecutive games at Jordan-Hare Stadium with Gene Chizik on the coaching staff.
- ▶ Senior defensive end Antonio Coleman has 15.5 career sacks, which ranks tied for 10th in Auburn history for career sacks.
- ▶ Auburn has won 51 consecutive games when scoring 30 or more points in a game, dating back to a 56-49, four-overtime loss to Georgia in 1996.
- ▶ Auburn has eight players on its squad that have already graduated, which is tied for fifth most in the nation among FBS schools.

AUBURN (2-0)

Date	Opponent	Score/Time
Sept. 5	LOUISIANA TECH [ESPNU]	W, 37-13
Sept. 12	MISSISSIPPI STATE [FSS]	W, 49-24
Sept. 19	WEST VIRGINIA [ESPN2]	6:45 p.m.
Sept. 26	BALL STATE [FSS]	6 p.m.
Oct. 3	at Tennessee	TBA
Oct. 10	at Arkansas	TBA
Oct. 17	KENTUCKY	TBA
Oct. 24	at LSU	TBA
Oct. 31	OLE MISS	TBA
Nov. 7	FURMAN (HC)	TBA
Nov. 14	at Georgia	TBA
Nov. 27	ALABAMA [CBS]	1:30 p.m.

All times Central

WEST VIRGINIA (2-0)

Date	Opponent	Score/Time
Sept. 5	LIBERTY	W, 33-20
Sept. 12	EAST CAROLINA	W, 35-20
Sept. 19	at Auburn [ESPN2]	6:45 p.m.
Oct. 1	COLORADO [ESPN]	6:30 p.m.
Oct. 10	at Syracuse	TBA
Oct. 17	MARSHALL	2:30 p.m.
Oct. 24	CONNECTICUT	TBA
Oct. 30	at South Florida [ESPN2]	TBA
Nov. 7	LOUISVILLE	TBA
Nov. 13	at Cincinnati [ESPN2]	7 p.m.
Nov. 27	PITTSBURGH	TBA
Dec. 5	at Rutgers	TBA

All times Central

2009 Auburn Football Game Notes

STATISTICAL COMPARISON

AUBURN VS. WEST VIRGINIA

	<u>AU</u>	<u>WVU</u>
Points Scored	43.0	34.0
Total Offense	572.5	473.5.0
First Downs	28.0	23.5
Rushing Yards	345.5	185.0
Passing Yards	227.0	288.5.0
Time of Possession	29:50	31:06
3rd Down Pct.	54%	52%
Points Allowed	18.5	20.0
Yards Allowed	271.0	268.0
Rushing Yards Allowed	131.5	75.5
Passing Yards Allowed	139.5	192.5

STATISTICAL LEADERS

RUSHING YARDS

<u>AUBURN</u>	<u>WEST VIRGINIA</u>
Ben Tate.....274	Noel Devine192
Onterio McCalebb ..262	Jarrett Brown.....142
Mario Fannin75	Jock Sanders27
Kodi Burns55	Ryan Clarke.....15

PASSING YARDS

<u>AUBURN</u>	<u>WEST VIRGINIA</u>
Chris Todd441	Jarrett Brown.....577

RECEPTIONS

<u>AUBURN</u>	<u>WEST VIRGINIA</u>
Mario Fannin9	Jock Sanders17
Darvin Adams9	Brad Starks.....7
Terrell Zachery5	Noel Devine.....6
Ben Tate.....2	Alric Arnett4

POINTS SCORED

<u>AUBURN</u>	<u>WEST VIRGINIA</u>
Kodi Burns24	Tyler Bitancurt20
Wes Byrum20	Noel Devine.....12
Onterio McCalebb12	Alric Arnett12

TACKLES

<u>AUBURN</u>	<u>WEST VIRGINIA</u>
Zac Etheridge16	Brandon Hogan17
Josh Bynes.....16	J.T. Thomas13
Craig Stevens15	Julian Miller10
Antonio Coleman10	Reed Williams.....10
Neiko Thorpe10	Three tied with9

INTERCEPTIONS

<u>AUBURN</u>	<u>WEST VIRGINIA</u>
Three tied with1	Two tied with1

SACKS

<u>AUBURN</u>	<u>WEST VIRGINIA</u>
Four tied with1.0	Julian Miller2.5

WEST VIRGINIA QUICK HITTEES

West Virginia is 2-0 this season with wins over Liberty (33-20) and East Carolina (35-20) ... WVU is 44-9 over its last 53 games; 22-6 in the Big East in that span ... WVU has won 55 of its last 67 regular-season games ... Dating back to 2005, WVU has 138 rushing touchdowns in its last 47 games (2.9 per game).. Junior tailback Noel Devine is the BIG EAST's leading returning rusher after amassing a team best 1,289 yards last season on 206 carriers ... WVU is 8-1 when Devine rushes for at least 100 yards in a game ... Jock Sanders, a second-team All-Big East honoree a year ago, has 17 receptions this season, which is tied for third most nationally ... Quarterback Jarrett Brown is eighth nationally in total offense, averaging 359.5 yards per game ... West Virginia is one of just seven schools to have four players on the Rotary Lombardi Award Watch List: Scooter Berry, Chris Neild, J.T. Thomas and Reed Williams.

AUBURN VS. THE BIG EAST

Auburn has played only nine previous games against the eight schools that currently comprise the Big East Conference for football, posting a 5-3-1 record in those games. Three of those games came against Syracuse, with the teams tying in the 1988 Sugar Bowl before splitting games in 2001 and 2002. Auburn won twice against Cincinnati (1984, 1986) and once each against Louisville (1974) and Rutgers (1982). The Tigers lost last season at West Virginia and in 2007 against South Florida in overtime.

ALABAMA MOUNTAINEERS

Three members of the West Virginia squad are from the state of Alabama. Junior defensive back Trippe Hale is from Mobile, freshman defensive back Pat Miller is from Birmingham and redshirt freshman quarterback Coley White is from Daphne.

ON THIS DATE

Auburn has played five times previously on Sept. 19, owning a 3-2 record, with all five games taking place in Jordan-Hare Stadium. The last time Auburn played on this date was in 1998, with LSU earning a 31-19 victory. In 1992, Auburn beat the Bayou Bengals, 30-28, and Auburn also had wins in the season openers in 1970 (33-14 against Southern Miss) and 1964 (30-0 against Houston). The other loss was a 24-21 defeat at the hands of Wake Forest in 1981.

IN SEPTEMBER

Auburn is 146-47-5 (.750) all-time in the month of September, and has won 22 of its last 26 September contests. The Tigers have posted a winning record during the month of September in each of the previous five seasons, and 25 of the previous 27.

JORDAN-HARE STADIUM

Now celebrating its 70th year as home to the Auburn football team, Jordan-Hare Stadium is the nation's 10th-largest on-campus stadium, with a capacity of 87,451 fans. The Tigers, who set a school record by averaging 86,915 fans last season, are 267-67-7 (.793) all-time at Jordan-Hare Stadium.

Auburn has had nine straight winning seasons at Jordan-Hare Stadium, posting a mark of 53-13 (.803) at home since the 2000 season. The Tigers were undefeated at home during two of those seasons, going 7-0 in both 2000 and 2004.

UNDER THE LIGHTS AT JORDAN-HARE

Auburn has been tough to beat in night games at Jordan-Hare Stadium, including victories this season over Louisiana Tech and Mississippi State. The Tigers have accumulated a record of 17-3 since the 2000 season in home games starting at 6 p.m. or later. That stretch includes a 4-1 record against ranked opponents, with wins over No. 1 Florida in 2001, No. 2 Florida in 2006, No. 7 Tennessee in 2003 and No. 14 Georgia in 2000.

CHIZIK'S STREAK

With a 2-0 start to his head coaching tenure at Auburn, Gene Chizik has now been a part of 17 consecutive victories as a member of the Auburn coaching staff. His final season as Auburn's defensive coordinator was during the Tigers' 13-0 2004 season, and Auburn also won its final two games in 2003.

Chizik, who has seen 10 straight wins at Jordan-Hare Stadium, also became the fifth consecutive Auburn head coach to win his debut with the Tigers, and the 24-point margin of victory over Louisiana Tech was the largest in an Auburn head coaching debut since Carl Voyles won his first game as Auburn's head coach by a 32-0 score over Samford in 1944.

A NIGHT OF FIRSTS

Auburn established several firsts during its game against Mississippi State last Saturday. To begin, Ben Tate and Onterio McCalebb both went over 100 yards rushing for the second straight game, marking the first time in school history that the Tigers have had two 100-yard rushers in back-to-back games.

McCalebb established another first by becoming the first Tiger freshman ever to rush for 100 or more yards in each of the first two games of the season.

Finally, Darvin Adams had 116 yards receiving, marking the first time in school history that Auburn had two 100-yard rushers and a 100-yard receiver in the same game. It nearly marked the second straight game that Auburn accomplished that feat, as Terrell Zachery had 104 yards receiving at one point during the season opener, but lost 6 yards on his final reception and finished with 98 yards receiving for the game.

2009 Auburn Football Game Notes

DYNAMIC DUO

Auburn is the only team in the nation to have two backs averaging at least 100 yards rushing per game, and the two backs rank 1-2 in the SEC and are both ranked in the top 10 in the nation. Senior Ben Tate leads the SEC and ranks seventh nationally, averaging 137.0 yards per game, while freshman Onterio McCalebb is second in the league and ninth in the country, averaging 131.0 yards per game.

DYNAMITE DEBUT

Freshman running back Onterio McCalebb is off to an unprecedented start to his career. McCalebb is the first Auburn freshman to rush for at least 100 yards in each of the first two games in a season, totaling 148 in the opener against Louisiana Tech and 114 last Saturday against Mississippi State. His 148 yards in the opener was the seventh highest single-game total by a freshman in school history.

With 130 yards in kick returns, McCalebb also leads the SEC and ranks 10th nationally in all-purpose yards, averaging 196.0 per game.

TATE CRACKS TOP 10

Senior Ben Tate has continued to move up Auburn's career rushing list, climbing three spots so far this season and now ranking 10th in school history with 2,233 career rushing yards. Tate needs 579 more yards this season to take over one of the top five spots in school history. He also had his 15th career rushing touchdown against Mississippi State.

TOP SEC OPENER TOTAL

Auburn's total of 589 yards of offense against Mississippi State was a school record for the most yards ever in an SEC opener. The previous record was 527 yards in the 1995 season opener against Ole Miss. Auburn's 589 yards were tied for 11th most in any game in school history and tied for fourth most in an SEC game, and the most since the Tigers also had 589 yards at Kentucky in 2005.

500 AND COUNTING

Auburn ranks fourth nationally in total offense, averaging 572.5 yards per game. The Tigers totaled 556 yards in the season opener against Louisiana Tech before amassing 589 yards in the SEC opener against Mississippi State. It marked the first time Auburn had back-to-back games with at least 500 yards of offense since 1970, when the Tigers had 566 yards against Florida and 664 against Mississippi State.

300 ON THE GROUND

Auburn ranks second nationally behind Air Force in rushing offense, averaging 345.5 yards per game on the ground. The Tigers collected 301 yards rushing against Louisiana Tech before running for 390 yards against Mississippi State. The last time Auburn had back-to-back games with at least 300 yards rushing was in 1985, when

Auburn had three straight games with more than 300 yards rushing (Ole Miss, 438; Florida State, 413; Georgia Tech, 377).

PROTECTING THE QUARTERBACK

In addition to paving the way for the Auburn running game, the Tigers' offensive line has kept its quarterback on his feet. Auburn is one of just seven teams in the nation that has played two games that has not yet allowed a quarterback sack. The Tigers surrendered just 20 sacks in 12 games last year, but never managed to put together back-to-back games without giving up at least one sack. In fact, the last time Auburn played consecutive games without giving up a sack was in 2006, when the Tigers did not allow a sack in three straight games (Tulane, Ole Miss, Arkansas State).

FIRST DOWN FLURRY

Auburn is currently eighth nationally in first downs per game, averaging 28.0. The Tigers had 27 in the season opener against Louisiana Tech and 29 last Saturday against Mississippi State. Both of those totals are more than the Tigers had in any game in 2008, and in fact, Auburn only reached 20 first downs in a game twice all season last year. Auburn had not had as many as 27 first downs in a game since collecting 28 at Arkansas in 2005, and the last time Auburn had at least 29 first downs was in the 2004 SEC Championship game against Tennessee.

THREE-AND-OUTS A RARITY

Through two games this season, Auburn's offense has only had one possession that resulted in a three-and-out. The Tigers did not go three-and-out once during the season opener, and pushed the streak to 15 drives before being forced to punt after three plays during the second quarter of the Mississippi State game. The Tigers have had just one three-and-out in 24 drives (4.2 percent). The Tigers' ability to sustain drives has also helped Auburn run 162 plays this season, which is tied for the most in the nation. Auburn's game-by-game results are charted below:

<u>Opponent</u>	<u>Drives</u>	<u>3-and-outs</u>
Louisiana Tech	12	0
Mississippi State	12	1

THE LONG AND SHORT OF IT

Auburn's offense has excelled at both striking quickly and putting together sustained drives. The Tigers already have four scoring drives of at least 10 plays this season, including three that took 13 plays. Last year, Auburn only had two scoring drives all season that used at least 13 plays. In addition, all six of the Tigers' scoring drives against Mississippi State covered at least 72 yards.

The Tigers have also had six scoring drives that used less than two minutes on the clock, including four that resulted in touchdowns. In 12 games last year, Auburn had just 10 scoring drives that took less than two minutes, and only six of those ended with touchdowns.

SEC SUCCESS

Auburn has won 29 of its last 41 Southeastern Conference games and 30 of its last 42 games against SEC schools, including the 2004 SEC Championship game victory over Tennessee. Auburn's success against conference schools dates back beyond 2004, as since the start of the 2000 season, the Tigers have the fourth best record among the 12 league schools in regular season conference games, just four games behind the leader. The following are the combined conference records of the 12 SEC schools from 2000-08.

	W-L	Pct.
Florida	53-19	.736
Georgia	52-21	.712
LSU	51-22	.699
Auburn	50-23	.685
Tennessee	47-25	.653
Alabama	38-34	.528
Arkansas	34-38	.472
South Carolina	34-39	.466
Ole Miss	29-43	.403
Kentucky	17-55	.236
Mississippi State	17-56	.233
Vanderbilt	13-60	.178

TIGERS SINCE 2000

Since the start of the 2000 season, Auburn has one of the best records in all of the Football Bowl Subdivision. The Tigers' record of 82-34 (.707) ranks 12th among all 120 programs. The list of the top 20 programs since 2000 in terms of winning percentage follows:

	W-L	Pct.
1. Boise State	100-17	.855
2. Texas	99-18	.846
3. Oklahoma	103-20	.838
4. USC	95-22	.812
5. Ohio State	92-24	.793
6. LSU	92-27	.773
7. Georgia	91-27	.771
8. Florida	89-29	.754
9. Virginia Tech	90-30	.750
TCU	84-28	.750
11. Miami (Fla.)	83-29	.741
12. Auburn	82-34	.707
13. Louisville	79-33	.705
14. Utah	78-33	.702
15. Boston College	82-35	.701
16. West Virginia	79-35	.693
17. Oregon	78-36	.684
Michigan	78-36	.684
19. Florida State	79-38	.675
20. Texas Tech	78-39	.667

2009 Auburn Football Game Notes

AUBURN IN 2009 BY THE NUMBERS

CATEGORY	2009
Record.....	2-0
SEC	1-0
West	1-0
East.....	0-0
Non-Conference	1-0
Home	2-0
Away	0-0
Neutral	0-0
Day	0-0
Night (6 p.m. or later)	2-0
TV Games	2-0
CBS.....	0-0
ESPN	0-0
ESPN2	0-0
ESPNU.....	1-0
FSN.....	1-0
Scoring First.....	2-0
Opponent Scoring First	0-0
Leading at Half	2-0
Trailing at Half	0-0
Tied at Half	0-0
Leading after Third.....	2-0
Trailing after Third	0-0
Tied after Third	0-0
Overtime Games	0-0
Scoring less than 20 pts.....	0-0
Scoring 20+ points	2-0
Scoring 30+ points	2-0
Allowing less than 20 pts.	1-0
Allowing 20+ points	1-0
Allowing 30+ points	0-0
Rushing for less than 100 yds.....	0-0
Rushing for over 100 yds.	2-0
Rushing for 200+ yds.....	2-0
Passing for 200+ yds.	1-0
Passing for 300+ yds.	0-0
Totaling less than 300 yds.....	0-0
300+ yds. of total offense	2-0
400+ yds. of total offense	2-0
Allowing less than 100 yds. rushing.....	1-0
Allowing less than 300 yds. total off.	2-0
Allowing 300+ yds. total offense	0-0
Having 100-yd. rusher	2-0
Opp. have 100-yd. rusher.....	0-0
No turnovers	1-0
Fewer than 3 turnovers	2-0
3 or more turnovers	0-0
No takeaways	0-0
Fewer than 3 takeaways	2-0
3 or more takeaways	0-0
More than 30:00 of possession	1-0
Less than 30:00 of possession	1-0

NOTHING UNUSUAL FOR MALZAHN

Auburn's gaudy offensive numbers are nothing new to first-year offensive coordinator Gus Malzahn. His Tulsa teams led the nation in total offense in both 2007 (543.9 yards) and 2008 (569.9). Last year's Tulsa team also led the country in third-down conversions (57.0 pct.) and yards per play (7.27). Two of the three previous college squads that he coached finished in the top 10 in the nation in rushing, as the 2008 Tulsa team ranked fifth (268.0 yards) and his 2006 Arkansas squad was fourth (228.5).

TODD SHINES IN SEASON OPENER

Senior quarterback Chris Todd is off to a solid start to this season. Todd has completed 27 of his 49 pass attempts for 441 yards, averaging 16.3 yards per completion. He threw for a career high 255 yards and two scores in the season opener against Louisiana Tech, surpassing his previous career high of 250 yards against LSU last season. He also has not thrown an interception this season.

RECORD-BREAKING PLAY

Chris Todd and Terrell Zachery teamed up to make school history during Auburn's season-opening win against Louisiana Tech, connecting on a 93-yard touchdown pass. The play was the longest play from scrimmage in school history, surpassing a 92-yard rush by Ralph O'Gwynne vs. Loyola on Nov. 21, 1936. The longest pass play in school history had been an 87-yard pass from Jason Campbell to Silas Daniels on Oct. 9, 2004, also against Louisiana Tech.

LET'S NOT FORGET THE DEFENSE

It's easy to overlook the job Auburn's defense has done because of the offensive output, and the unit has excelled despite a rash of injuries. The Tigers rank 19th nationally in pass defense (139.5), 26th in pass efficiency defense (98.21) and 39th in total defense (271.0), holding each of their first two opponents under 300 yards of total offense.

The Tigers have managed despite missing projected starters or second-stringers S Mike McNeil, CB Airon Savage, DE Antonio Carter, LB Spencer Pybus, DB D'Antoine Hood and DE Nosa Egaue for both games, and LB Eltoro Freeman and DL Zach Clayton for one game each.

COLEMAN MAKES AN IMPACT

Antonio Coleman, a first-team preseason All-SEC selection, is off to a strong start to the season. In the opener, he collected seven tackles, including a sack and 2.5 tackles for losses. His sack gave him 15.5 for his career, moving him into a tie for 10th in school history for career sacks with Stanley McClover (2004-05). Last Saturday against Mississippi State, he recorded his first career interception, returning it 20 yards for his second career defensive touchdown.

ZAC ATTACK

Junior safety Zac Etheridge has tied for the team lead with eight tackles in each of Auburn's first two games, and has now led or shared the team lead in tackles in five of Auburn's last six games, including each of the last four SEC contests. Etheridge, who ranks second on the squad with 26 career starts, led the Tigers last year with 75 tackles. Twelve of his 16 tackles this season have been solo stops. He and junior linebacker Josh Bynes share the team lead with 16 tackles this season, and are both tied for fifth in the SEC averaging 8.0 tackles per game.

SECOND HALF SURGES

Auburn's teams have been getting stronger as the games wear on this season. The Tigers have outgained their opponents in 60 second-half minutes this year, 632-228, while outscoring their opponents 45-10. Below are totals for Auburn in each of the two halves this season:

	1st	2nd
Score	41-27	45-10
Total Yards	513	632
Rush Yards	312	379
Pass Yards	201	253
Yds Allowed	314	228
TOP	27:11	32:29
Penalties	8-88	5-39

YOUNG GUNS GET FIRST ACTION

A whopping 25 Auburn players have played in their first career games as Tigers so far this season. The list of first-timers included: DB Gabe Barrett, DB Daren Bates, DB T'Sharvan Bell, WR DeAngelo Benton, WR Emory Blake, OL Jorell Bostrom, LB Watson Downs, LB Jonathan Evans, DL Nick Fairley, LB Eltoro Freeman, DE Dee Ford, LB Harris Gaston, WR Anthony Gulley, DS Josh Harris, DL Chris Humphries, TE Philip Lutzenkirchen, DL Derrick Lykes, RB Onterio McCalebb, DB Ikeem Means, LB Ashton Richardson, OL Darrell Roseman, WR Travante Stallworth, OL John Sullen, DB Demond Washington and WR Jay Wisner.

In addition, nine players have made their first career starts: WR Darwin Adams, DB Daren Bates, DL Nick Fairley, LB Adam Herring, OT Andrew McCain, RB Onterio McCalebb, DL Jake Ricks, RB Eric Smith and WR Terrell Zachery.

30+ POINTS EQUALS VICTORY

Auburn has won 51 consecutive games when scoring 30 or more points. The last time the Tigers lost when registering at least 30 points was a 56-49, four overtime loss to Georgia in 1996.

In the last 23 years, Auburn is 120-2 when scoring 30 points.

2009 Auburn Football Game Notes

WHEN SCORING 20+ POINTS

In the last 10 seasons, Auburn is 73-8 (.901) when scoring 20 or more points in a game. Dating back to the start of the 1993 season, Auburn is 116-15-1 (.883) when scoring 20 or more points in a game.

WINNING THE CLOSE ONES

Auburn has had a knack for winning close games in recent seasons. Since the 2003 Capitol One Bowl, Auburn is 18-9 in games decided by seven points or less, even after posting just a 2-4 record in such games during the 2008 season. Nine of the 18 wins were by three points or less, with just four losses coming by that margin.

GENE CHIZIK ERA BEGINS ON THE PLAINS

A new era of Auburn football is underway as Gene Chizik is in his first season as Auburn's head coach. It marks Chizik's second stint on the Plains, as he previously served as defensive coordinator from 2002-04, helping lead the Tigers to a perfect 13-0 record in 2004 while earning the Frank Broyles Awards as the nation's top assistant coach. His defense led the nation in scoring that season (11.3 ppg) and the Tigers were 30-9 overall during his previous three-year stint.

Chizik went on to help guide Texas to the 2005 national championship while serving as assistant head coach and co-defensive coordinator for the Longhorns. After two seasons in Austin, he was named head coach at Iowa State, where he spent two more years prior to returning to Auburn.

Chizik's reputation as an outstanding teacher is evident by the fact that he coached three consecutive Thorpe Award Winners, starting with Auburn's Carlos Rogers in 2004, followed by Texas' Michael Huff and Aaron Ross in 2005 and 2006, respectively.

WATCH LISTS

Three members of the Auburn team have been named to preseason watch lists for national awards.

Antonio Coleman leads the way, landing on four watch lists, including those for the Lombardi Award (best lineman or linebacker), Bronko Nagurski Award (best defensive player), Chuck Bednarik Award (best defensive player) and Ted Hendricks Award (best defensive end).

Ben Tate has been named to the Maxwell Award watch list, for the nation's outstanding player, and Tommy Trott is on watch list for the John Mackey Award, which goes to the nation's top tight end.

OFFENSE BY THE NUMBERS

Auburn's offense returns all of its passing yardage and more than 80 percent of its rushing yardage from last season, although the Tigers need to fill the void left by last season's leading receiver, Rodgeriqu Smith, and their two lead-

ing kick returners, Tristan Davis and Robert Dunn. Still, Auburn has at least 56 percent of its firepower back in every category this season.

Category	2008	Returning	Percent
Passing Yards	1,985	1,985	100%
Rushing Yards	1,650	1,333	80.8%
Receptions	184	108	58.7%
Receiving Yards	1,985	1,165	58.7%
Scoring	208	140	67.3%
Touchdowns	25	14	56.0%
Total Offense	3,635	3,318	91.3%
All-Purpose Yards	5,040	2,957	58.7%

GONE ON D

Defensively in 2009, Auburn returns seven starters from last year's squad that ranked 14th nationally in scoring defense (18.0) and 29th in total defense (317.8). The Tigers will need to replace two interior defensive linemen, as tackle Sen'Derrick Marks left following his junior season to become a second-round pick of the Tennessee Titans, and nose guard Tez Doolittle completed his final season of eligibility. The secondary had just one departure, but it was another top-flight player, as Jerraud Powers also declared for the NFL draft after his junior year, becoming a third-round pick of the Indianapolis Colts. The linebacking corps lost third-leading tackler Chris Evans.

The returning group includes junior safeties Zac Etheridge and Mike McNeil, who led the team with 75 and 65 tackles, respectively, last season. Juniors Craig Stevens (54 tackles) and Josh Bynes (53 tackles) lead the returners at linebacker, and senior defensive end Antonio Coleman, who led the team with six sacks and 10.5 tackles for loss, heads the defensive line.

Other returning starters on the defense include junior end Michael Goggans and senior cornerback Walter McFadden, while DT Mike Blanc, DE Antonio Carter, DL Zach Clayton, DB D'Antoine Hood and DB Neiko Thorpe all started at least one game last season.

SPECIAL TEAMS

Auburn's kicking specialists return intact for the upcoming season, although the Tigers will need to replace their leading kick returners from 2008.

Junior Wes Byrum has led Auburn in scoring in each of the past two seasons, converting 28-of-42 field goal attempts during his career for 141 career points.

Senior punter Clinton Durst was fifth in the SEC and 26th in the NCAA last season averaging 42.1 yards per punt, while junior Ryan Shoemaker averaged 42.4 yards per kick as a freshman in 2006, ranking 16th nationally.

As for returners, the Tigers lost the SEC's leader in kickoff return average (Tristan Davis - 27.4) and punt return average (Robert Dunn - 16.0). Junior Mario Fannin is the leading kick returner, with 30 career kickoff returns for 647 yards (21.6 avg.). No current member of the Auburn roster has returned a punt in college.

SEC STANDINGS

Eastern Division

	SEC		Overall	
	W	L	W	L
Georgia	1	0	1	1
Florida	0	0	2	0
Kentucky	0	0	1	0
Tennessee	0	0	1	1
South Carolina	0	1	1	1
Vanderbilt	0	1	1	1

Western Division

	SEC		Overall	
	W	L	W	L
Auburn	1	0	2	0
LSU	1	0	2	0
Alabama	0	0	2	0
Arkansas	0	0	1	0
Ole Miss	0	0	1	0
Mississippi State	0	1	1	1

THIS WEEK'S SCHEDULE

Saturday, Sept. 12

Louisville at Kentucky, 12 pm ET [ESPNU]
 North Texas at Alabama, 11:21 am CT [SEC Net]
 Tennessee at Florida, 3:30 pm ET [CBS]
 Florida Atlantic at South Carolina, 7 pm ET
 Louisiana-Lafayette at LSU, 6 pm CT [ESPNU]
 Mississippi State at Vanderbilt, 6 pm CT [FSN]
 SE Louisiana at Ole Miss, 6:30 pm CT [CSS]
 Georgia at Arkansas, 6:45 pm CT [ESPN]
 West Virginia at Auburn, 6:45 pm CT [ESPN2]

LAST WEEK'S RESULTS

Saturday, Sept. 12

FLORIDA 56, Troy 6
 UCLA 19, TENNESSEE 15
 GEORGIA 41, South Carolina 37
 AUBURN 49, Mississippi State 24
 LSU 23, Vanderbilt 9
 ALABAMA 40, Florida International 14

Home team in CAPS

COACHING STAFF ASSIGNMENTS

Jay Boulware: TE (Field)
 Jeff Grimes: OL (Field)
 Phillip Lolley: CB (Press Box)
 Curtis Luper: RB/Recruit. Coord. (Press Box)
 Gus Malzahn: OC/QB (Field)
 Tracy Rucker: DL (Field)
 Ted Roof: DC/LB (Field)
 Trooper Taylor: Asst. HC WR (Field)
 Tommy Thigpen: Safeties (Field)

2009 Auburn Football Game Notes

AUBURN IN THE SEC/NCAA STATS

(Through games played 9/12)

TEAM	SEC	NCAA
Rushing Offense (345.5)	1st	2nd
Sacks Allowed (0.0)	T1st	T1st
Total Offense (572.5)	3rd	4th
Third-Down Conversions (53.9).....	3rd	T17th
Turnover Margin (1.0)	3rd	T28th
First Downs (28.0).....	4th	8th
Scoring Offense (43.0)	4th	14th
Pass Efficiency (149.09)	4th	39th
Red Zone Offense (88.9)	5th	T42nd
Pass Offense (227.0)	6th	55th
Red Zone Defense (100.0).....	T6th	T80th
Pass Defense (138.5)	7th	19th
Sacks By (2.0)	7th	T42nd
Time Of Possession (29:50)	7th	61st
Penalties (63.5)	7th	T74th
Kickoff Returns (19.7)	7th	78th
Pass Def. Efficiency (98.21)	8th	26th
Total Defense (271.0)	8th	39th
Opponent First Downs (16.5)	8th	T44th
Scoring Defense (18.5)	8th	48th
Rushing Defense (131.5)	8th	66th
Opponent 3rd-Down Conv. (35.7)	9th	T64th
Kickoff Return Defense (23.4).....	9th	88th
Tackles For Loss (5.5)	10th	66th
Punt Returns (0.2).....	11th	114th
Net Punting (24.14).....	11th	117th

INDIVIDUAL

	SEC	NCAA
B. Tate, Rushing (137.0)	1st	7th
O. McCalebb, All-Purpose Yards (196.0) ..	1st	10th
K. Burns, Scoring (12.0)	T1st	T10th
O. McCalebb, Rushing (131.0)	2nd	9th
B. Tate, All-Purpose Yards (142.0)	3rd	49th
D. Adams, Receiving Yards (90.5).....	4th	T34th
C. Stevens, Tackles for Loss (1.75)	T4th	T38th
W. Byrum, Field Goals (1.5)	T5th	T28th
J. Bynes, Tackles (8.0).....	T5th	T100th
Z. Etheridge, Tackles (8.0).....	T5th	T100th
W. Byrum, Scoring (10.0).....	6th	T37th
C. Todd, Total Offense (225.0)	6th	49th
C. Todd, Passing Eff. (144.17)	7th	42nd
O. McCalebb, Kickoff Returns (21.7)	7th	T69th
T. Zachery, Receiving Yards (69.5)	8th	70th
D. Adams, Receptions (4.5).....	T9th	T94th
M. Fannin, Receptions (4.5)	T9th	T94th

FRESH FACES

Freshmen will play a key role in determining Auburn's level of success this year, as 12 true freshmen were listed on the initial depth chart.

The depth chart included DB Daren Bates, WR DeAngelo Benton, WR Emory Blake, DE Nosa Eguae, LB Jonathan Evans, DE Dee Ford, LB Harris Gaston, WR Anthony Gulley, TE Philip Lutzenkirchen, RB Onterio McCalebb, QB Tyrik Rollison and OL John Sullen.

Two redshirt freshmen were also on the depth chart: DB T'Sharvan Bell and DT Derrick Lykes.

AUBURN BY THE NUMBERS

The Tigers return 46 lettermen from last season, including 24 on offense, 18 on defense and four specialists. Auburn returns seven starters on offense and seven on defense.

Auburn's current roster of 113 players includes 13 seniors, 31 juniors, 27 sophomores, 11 redshirt freshmen and 31 freshmen. The underclassmen (69) represent 61.1 percent of the Tigers' roster.

A number of walk-ons joined the program after the first day of classes on August 17.

THE SENIOR CLASS

Head coach Gene Chizik has a senior class that includes 13 players at Auburn in 2009. It marks the smallest senior class at Auburn since the 2003 squad had 13 seniors.

The 2009 seniors include: WR Montez Billings, DE Antonio Coleman, DS Clayton Crofoot, P Clinton Durst, OT Andrew McCain, CB Walter McFadden, TE Gabe McKenzie, DB Woody Parramore, DL Jake Ricks, DB Aairon Savage, RB Ben Tate, QB Chris Todd and TE Tommy Trott.

IRON MEN

Of Auburn's 14 seniors, seven have seen time in at least 30 games during their careers. Tommy Trott leads the group, having played in 41 career games, including 39 of a possible 40 over the past four seasons. Gabe McKenzie is the only senior to have played in all 40 games over the past four years. Antonio Coleman is next with 39 games played, followed by Walter McFadden (38 games), Ben Tate (36), Montez Billings (33) and Jake Ricks (33).

STARTS STREAK

Junior Lee Ziemba has the longest staring streak on the Auburn squad, having started all 27 games over the past three seasons. Only three other players have starting streaks that date back to the 2007 season. Juniors Zac Etheridge and Ryan Pugh both have started 17 straight contests, while junior Craig Stevens has 15 straight starts under his belt.

Two other players have started every game since the start of the 2008 season: senior Walter McFadden and juniors Michael Goggans.

TIGER GRADS

Auburn begins the season with eight graduates on its roster, which is tied for fifth most among all FBS schools.

The Tiger graduates include: WR Montez Billings (Public Administration), DE Antonio Coleman (Criminology), CB Walter McFadden (Public Administration), TE Gabe McKenzie (Criminology), DB Aairon Savage (Exercise Science), RB Ben Tate (Criminology), QB Chris Todd (Business Finance) and TE Tommy Trott (Public Administration).

Listed are the top 10 FBS programs in the nation in terms of number of players who have completed their bachelor's degrees prior to the start of the 2009 season.

1. Alabama12
2. Boston College10
- Virginia Tech10
4. Penn State9
5. Auburn8
- Miami (Fla.)8
- East Carolina8
- Notre Dame8
- Texas Tech8
- UNLV8

TIGER PROS

Auburn has demonstrated a proficiency for placing players in the National Football League. As of Aug. 24, 37 former Auburn Tigers were listed on NFL rosters. The Seattle Seahawks have the most former Tigers, with four former Auburn players on the roster, while the San Diego Chargers have three. Twenty-seven of the 32 teams have at least one former Auburn player on the roster.

AUBURN IN SEC OPENERS

Auburn is now 43-28-5 in SEC openers, and is 16-1 in its last 16 league openers. The Tigers had their 14-game winning streak in openers snapped in 2007 by Mississippi State.

NON-CONFERENCE SCHEDULE

Auburn is one of just two teams in the Southeastern Conference that is playing three non-conference games this season against teams that went to bowl games last season. South Carolina is the other.

Auburn opens the season with Louisiana Tech, which won the Independence Bowl last season. The Tigers' second non-conference game is against West Virginia, which defeated North Carolina in the Meineke Car Care Bowl. The following week the Tigers host Ball State, which fell to Gus Malzahn's Tulsa team in the GMAC Bowl, 45-13.

2009 Auburn Football Game Notes

AUBURN FOOTBALL: EVERY DAY ...

This season Auburn is debuting a new weekly 30-minute show offering fans a reality-based, behind the scenes style production that will chronicle the inner-workings of the Tigers' football program through the entire 2009 season. The program follows the high and lows of competing as an SEC football player, with wired up coaches and players and exclusive interviews. The show may be viewed across the state of Alabama and the Southeast on television stations as well as the Comcast Sports Southeast (CSS) regional cable network. The show will also be streamed via the internet at www.auburntigers.com. The show will air either Friday nights or Saturday mornings in all markets.

TIGERS ON CSS

Comcast/Charter Sports Southeast (CSS) will broadcast encore presentations of Auburn football every Sunday at 6 p.m. ET/5 p.m. CT with Andy Burcham handling play-by-play duties and Cole Cubelic doing color commentary. CSS will also air the Auburn Football Review every Tuesday at 5 p.m. ET/4 p.m. CT.

CSS is a 24-hour regional sports network serving approximately 5.8 million households across 12 Southeastern states.

THE LAST MEETING

AUBURN 17
WEST VIRGINIA 34

October 23, 2009

Milan Puskar Stadium (60,765) • Morgantown, W.V.

Auburn started strong but couldn't finish at West Virginia, as a 17-3 second-quarter lead evaporated and the Mountaineers stormed back to score 31 unanswered points to take a 34-17 Thursday night victory in Morgantown.

West Virginia's one-two punch of Noel Devine and quarterback Pat White delivered the big blows, as Devine rushed for 207 yards and a touchdown and White threw for 174 yards and three scores.

Auburn's Josh Bynes denied West Virginia on the first drive off the game, picking off White for his second interception in as many games. Tiger signal caller Kodi Burns then drove the offense 81 yards down the field in 20 plays, completing four third-down conversions. The drive, which used 9:54 off the clock, resulted in a Wes Byrum 19-yard field goal for a 3-0 first quarter lead.

The 20-play scoring drive marked the most plays in a drive by Auburn since records began being kept in 1970.

On the ensuing possession, White was again picked off, this time by Walter McFadden, who returned it 18 yards to the West Virginia 27-yard line. Five plays later, Burns connected with Brad Lester on a 16-yard screen pass for the touchdown and a 10-0 advantage early in the second quarter.

After West Virginia's Pat McAfee booted a 23-yard field goal, Mario Fannin dashed down the sideline for 69 yards on the ensuing kickoff return. Burns found Tristan Davis for a 22-yard reception, and then rushed into the end zone from nine yards out to give the Tigers a 17-3 lead.

On the kickoff following Burns' touchdown run, Wes Byrum successfully kicked and recovered the on-side try, giving the ball back to the Tigers, but the drive resulted in a three-and-out.

West Virginia then capitalized with Devine gashing the Tiger defense with a 20-yard run and White's 44-yard completion to Alric Arnett for a touchdown to bring the Mountaineers within seven before halftime.

In the second half, the Mountaineers scored on their first two possessions as McAfee knocked in a 42-yard field goal and White tossed 2-yard touchdown pass to Dorrell Jalloh to give West

Virginia a 20-17 lead with four minutes remaining in the third quarter.

The Tigers drove 52 yards on their next possession, but Byrum's 44-yard field goal early in the fourth quarter missed wide left.

West Virginia added to its lead on a 32-yard touchdown pass from White to Jalloh at the 11:44 mark, and two possessions later it was Devine who found the end zone on a 30-yard run to close out the Mountaineers' scoring efforts.

Auburn's offense finished with 149 yards on the ground and added 111 yards through the air for 260 yards of total offense. The Tigers converted a season-high nine third downs.

Burns led the offensive attack by logging 82 yards rushing on 15 carries. Lester contributed 37 yards rushing and registered his 22nd career touchdown.

Defensively, Antonino Coleman had six tackles in the game and had his sixth sack of the year, dropping White for a loss of 7 yards.

SCORING SUMMARY

Auburn3	14	0	0	— 17
West Virginia0	10	10	14	— 34

AU—Byrum 19 field goal, 2:05, 1st
 AU—Lester 16 pass from Burns (Byrum kick), 13:25, 2nd
 WVU—McAfee 23 field goal, 10:58, 2nd
 AU—Burns 9 run (Byrum kick), 10:20, 2nd
 WVU—Arnett 44 pass from White (McAfee kick), 6:37, 2nd
 WVU—McAfee 42 field goal, 10:45, 3rd
 WVU—Jalloh 2 pass from White (McAfee kick), 4:06, 3rd
 WVU—Jalloh 32 pass from White (McAfee kick), 11:44, 4th
 WVU—Devine 30 run (McAfee kick), 2:26, 4th

TEAM STATISTICS

	AU	WVU
First Downs	16	25
Rushes-Yards	45-149	35-271
Passing Yards	111	174
Comp-Att-Int	13-21-1	13-21-2
Total Plays-Yards	66-260	556-445
Punts-Avg.	6-34.0	1-42.0
Fumbles-Lost	1-0	3-0
Penalties-Yards	5-49	1-7
3rd Down Conv.	9-of-18	5-of-8
Time of Possession	35:19	24:41

INDIVIDUAL STATISTICS

RUSHING: (AU) Burns 15-82 (TD), Lester 13-37, Fannin 8-29, Tate 5-5, E. Smith 3-3, Billings 1-(-7); (WVU) Devine 17-207 (TD), Sanders 6-42, Rodgers 1-14, White 11-8.

PASSING: (AU) Burns 13-21-1, 111 (TD); (WVU) White 13-21-2, 174 (3 TD).

RECEIVING: (AU) Trott 4-34, R. Smith 2-21, Tate 2-2, Davis 1-22, Lester 1-16 (TD), Carr 1-7, Hawthorne 1-5, Winter 1-4; (WVU) Jalloh 4-53 (2 TD), Sanders 4-31, Arnett 3-59 (TD), Lyons 1-18, Devine 1-13.

2009 Auburn Honors and Awards

WES BYRUM

- ▶ College Football Performance Awards Honorable Mention Placekicker of the Week (Sept. 7)

ANTONIO COLEMAN

- ▶ SEC Defensive Lineman of the Week (Sept. 14)
- ▶ Lowe's Senior CLASS Award Watch List
- ▶ Rotary Lombardi Award Watch List
- ▶ Ted Hendricks Award Watch List
- ▶ Chuck Bednarik Award Watch List
- ▶ Bronko Nagurski Award Watch List
- ▶ *Lindy's* Preseason All-America Second Team
- ▶ *Athlon Sports* Preseason All-America Second Team
- ▶ Phil Steele Preseason All-America Third Team
- ▶ *Lindy's* Preseason All-SEC First Team
- ▶ *Athlon Sports* Preseason All-SEC First Team
- ▶ *Sports Illustrated* Preseason All-SEC Second Team
- ▶ Phil Steele Preseason All-SEC First Team
- ▶ Coaches' All-SEC Second Team
- ▶ Media All-SEC First Team

CLINTON DURST

- ▶ *Sports Illustrated* Preseason All-SEC Second Team
- ▶ Phil Steele Preseason All-SEC First Team
- ▶ Media All-SEC Second Team

GUS MALZAHN

- ▶ Rivals.com National Coordinator of the Week (Sept. 14)

ONTERIO MCCALEBB

- ▶ SEC Freshman of the Week (Sept. 7)

RYAN PUGH

- ▶ *Lindy's* Preseason All-SEC First Team

BEN TATE

- ▶ Maxwell Award Watch List
- ▶ *Athlon Sports* Preseason All-SEC Third Team
- ▶ Phil Steele Preseason All-SEC Second Team
- ▶ Coaches' All-SEC Third Team

TOMMY TROTT

- ▶ John Mackey Award Watch List

LEE ZIEMBA

- ▶ *Lindy's* Preseason All-SEC Second Team
- ▶ *Athlon Sports* Preseason All-SEC Second Team
- ▶ *Sports Illustrated* Preseason All-SEC Second Team
- ▶ Coaches' All-SEC Second Team
- ▶ Media All-SEC Second Team

2009 Auburn Depth Chart

Pronunciation Guide		Offense		Defense	
2 Aairon Savage DB AIR-un	QB	12 Chris Todd (6-4, 210, Sr.) 19 Neil Caudle (6-3, 200, Jr.) 17 Tyrik Rollison (6-0, 194, Fr.)	LE	52 Antonio Coleman (6-3, 261, Sr.) 98 Zach Clayton (6-3, 281, Jr.)	
15 Neiko Thorpe DB NEE-ko	TB	44 Ben Tate (5-11, 218, Sr.) 23 Onterio McCalebb (5-10, 164, Fr.) 32 Eric Smith (5-10, 237, So.)	LT	90 Nick Fairley (6-5, 293, So.) 93 Mike Blanc (6-4, 288, Jr.)	
17 Tyrik Rollison QB TY-rick RAHL-ih-son	FB	27 Mario Fannin (5-11, 225, Jr.) 30 John Douglas (6-2, 241, So.) --OR-- 83 Gabe McKenzie (6-5, 252, Sr.)	RT	91 Jake Ricks (6-4, 292, Sr.) 97 Derrick Lykes (6-2, 284, RFr.)	
19 Neil Caudle QB CAW-dull	TE	5 Tommy Trott (6-5, 243, Sr.) 43 PhilipLutzenkirchen (6-4, 262, Fr.) 82 Jay Wisner (6-2, 194, Jr.)	RE	49 Michael Goggans (6-3, 264, Jr.) 95 Dee Ford (6-4, 214, Fr.)	
23 Onterio McCalebb RB Mik-KAY-lub	WR	81 Terrell Zachery (6-1, 203, Jr.) 18 Kodi Burns (6-2, 208, Jr.)	LLB	46 Craig Stevens (6-3, 223, Jr.) 35 Jonathan Evans (5-11, 207, Fr.)	
25 D'Antoine Hood DB duh-AN-twon	WR	89 Darvin Adams (6-3, 185, So.) 3 DeAngelo Benton (6-2, 192, Fr.) --OR-- 80 Emory Blake (6-1, 192, Fr.)	MLB	17 Josh Bynes (6-2, 239, Jr.) 31 Adam Herring (6-1, 216, So.)	
42 Philip Pierre-Louis WR pee-AIRLOO-iss	LT	73 Lee Ziemba (6-8, 308, Jr.) 79 Jared Cooper (6-4, 295, So.)	RLB	31 Adam Herring (6-1, 216, So.) 21 Eltoro Freeman (5-11, 219, So.) 36 Wade Christopher (6-1, 215, So.)	
43 Philip Lutzenkirchen TE LUTZ-en-kirk-en	LG	57 Byron Isom (6-3, 291, Jr.) 76 Jorell Bostrom (6-3, 353, Jr.)	LC	6 Walter McFadden (6-0, 175, Sr.) 8 Harry Adams (6-0, 183, So.)	
49 Michael Goggans DE GAH-guns	C	50 Ryan Pugh (6-4, 289, Jr.) 53 Bart Eddins (6-4, 297, Jr.)	S	25 Daren Bates (5-11, 195, Fr.) 20 Drew Cole (5-11, 182, So.) 22 T'Sharvan Bell (6-0, 176, RFr.)	
50 Ryan Pugh OL PYEW	RG	66 Mike Berry (6-3, 311, Jr.) 71 John Sullen (6-6, 326, Fr.)	S	4 Zac Etheridge (6-0, 212, Jr.) 11 Mike Slade (6-3, 192, So.)	
57 Byron Isom DL buh-RONEYE-some	RT	75 Andrew McCain (6-6, 299, Sr.) 55 Vance Smith (6-2, 281, So.)	RC	15 Neiko Thorpe (6-2, 176, So.) 32 Demond Washington (5-9, 185, Jr.)	
73 Lee Ziemba OL ZIM-bah					
81 Terrell Zachery WR ter-ELL					
82 Jay Wisner WR WIZ-ner					
85 Quindarius Carr WR quin-DARE-ee-us					
86 John Cubelic WR CUBE-eh-lick					
93 Mike Blanc DL BLAHNK	PK	18 Wes Byrum (6-2, 209, Jr.) 37 Morgan Hull (6-3, 199, Jr.)	PR	27 Mario Fannin (5-11, 225, Jr.) 24 Anthony Gulley (5-9, 176, Fr.)	
94 Nosa Egaue DL NO-suh EE-gway	P	97 Clinton Durst (6-1, 191, Sr.) 21 Ryan Shoemaker (6-0, 184, Jr.)	KOR	81 Terrell Zachery (6-1, 203, Jr.) & 23 Onterrio McCalebb (5-10, 164, Fr.)	
	DS	61 Josh Harris (6-1, 220, So.) 48 Bailey Woods (6-5, 237, So.)		15 Neiko Thorpe (6-2, 176, So.) & 27 Mario Fannin (5-11, 225, So.)	
	H	96 Clayton Crofoot (6-6, 191, Sr.) 19 Neil Caudle (6-3, 200, Jr.)			

Special Teams

2009 Auburn Football Game Recaps

GAME 1	LOUISIANA TECH	13
	AUBURN	37
	September 5, 2009 Jordan-Hare Stadium (81,143) • Auburn, Ala.	

Carrying a three-point lead into the locker room at halftime, the Auburn offense erupted for 24 second-half points en route to a 37-13 season-opening win over Louisiana Tech under the lights at Jordan-Hare Stadium. The win was also the first for Gene Chizik as Auburn's head coach.

The Tigers put up a balanced 556 yards of total offense in the victory with 301 rushing yards and 255 passing yards. Starting quarterback Chris Todd hit his target on 17-of-26 attempts for two touchdowns and no interceptions.

The highlight of the night for Todd came early in the second half following an interception by freshman Daren Bates. Auburn took over possession at its own 2-yard-line and on third down, Todd found Terrell Zachery down the right sideline for a 93-yard touchdown pass. The play is the longest from scrimmage in Auburn history.

Junior kicker Wes Byrum got the scoring started for Auburn in the first quarter, hitting a 25-yard field goal on the Tigers' first possession.

Louisiana Tech took its only lead of the game at the 5:00 mark of the first quarter as Dennis Morris caught a 19-yard pass from Ross Jenkins. Auburn retaliated on its next possession as Kodi Burns scored the team's first touchdown of the season on a 1-yard run.

With 23 seconds remaining in the first half, Louisiana Tech looked poised to take a 10-10 tie into the locker room following a 20-yard field goal by Matt Nelson, but Auburn marched back down the field, gaining 29 yards on three plays, to set up the 49-yard field goal by Byrum with no time left on the clock for the 13-10 lead.

The Tigers' momentum continued to roll as the third quarter started, beginning with the record-setting touchdown from Todd to Zachery at the 10:59 mark. Byrum connected on his final field goal of the game at the 4:28 mark of the period to give Auburn a 23-10 lead. Tech would follow up on its next possession with a field goal of its own by Nelson, cutting the lead to 23-13.

The Auburn defense kept the Bulldogs scoreless in the fourth quarter, capping off a half in which it gave up only 102 yards of total offense.

With 12:45 left in the game, Todd connected with sophomore Darvin Adams for his first career touchdown on a 17-yard pass. True freshman Onterio McCalebb followed with 5:27 remaining in the game with his first career touchdown as well, scoring on a 3-yard run.

McCalebb finished the game with a game-high 148 yards of rushing, becoming the first Auburn true freshman to run for more than 100 yards in a season opener since Bo Jackson accomplished the feat with 123 yards against Wake Forest in 1982.

McCalebb was not the only 100-yard rusher on the team as senior Ben Tate racked up 118 of his own, marking the first time since 2007 against New Mexico State for Auburn to have two 100-yard rushers. Tate also hit another milestone in the game as he became the 13th Auburn player ever to amass 2,000 career rushing yards. He finished the game with a total of 2,076, ranking him 12th all-time at Auburn.

Zachery led the Auburn receiving corps with 98 yards, followed by Mario Fannin with 82 and Adams with 65.

On the defensive end, Zac Etheridge, Craig Stevens and Josh Bynes finished with eight tackles each to lead the Tigers. Senior Antonio Coleman finished with seven tackles and a sack, giving him 15.5 on his career and a tie for 10th all-time at Auburn in the category.

With the win, Auburn holds an 11-0-1 record all-time against Louisiana Tech and is 90-25-2 in season-opening games.

GAME 2	MISSISSIPPI STATE	24
	AUBURN	49
	September 12, 2009 Jordan-Hare Stadium (85,269) • Auburn, Ala.	

Kodi Burns accounted for four of Auburn's touchdowns, throwing one and running in three, and Onterio McCalebb and Ben Tate each topped the 100-yard rushing mark for the second straight game as Auburn pulled away from Mississippi State with 28 unanswered points to win 49-24 on Saturday night.

Tate carried it 20 times for a career-high 157 yards and a touchdown while McCalebb rushed for 114 yards on 16 carries with a touchdown, becoming the first pair of Auburn running backs to top the 100-yard rushing mark in back-to-back games.

Burns had nine rushes for 32 yards, scoring on three 1-yard runs, and also was 1-for-1 passing for 13 yards and a touchdown.

Ahead 28-17 at the half, Auburn scored twice in the third quarter as Burns threw his fifth career touchdown pass, a strike to Philip Lutzenkirchen to go up 35-17, and then Tate ran it in from 35 yards out for his first touchdown of the season to put Auburn up 42-17.

Mississippi State had scored 17 consecutive points to take a 17-14 lead with 4:44 left in the second quarter before Auburn answered with two late second-quarter touchdowns. A 1-yard run by Anthony Dixon and a Sean Brauchle 29-yard field goal brought Mississippi State to within four, 14-10, before Robert Elliott returned a blocked Clinton Durst punt for the 17-10 lead.

McCalebb's touchdown, a 48-yard run around the left end, regained the lead for Auburn, 21-17, before Burns scored from 1 yard out with 16 seconds left in the half. Auburn went up 7-0 on its first possession of the game as Burns capped an eight-play, 73-yard scoring drive with a one-yard rush up the middle for his first touchdown of the game.

An Antonio Coleman 20-yard interception return of a Chris Relf pass put Auburn ahead, 14-0, with 2:21 remaining in the first quarter. The interception was the first of Coleman's career and the touchdown was the second of his career, following a fumble return in the 2007 season-opener against Kansas State.

Burns closed out Auburn's scoring with his third touchdown run of the game with 5:56 remaining as Auburn moved to 2-0 on the season.

Chris Todd was 10-of-23 for 186 yards. Most of those passes went to Darvin Adams as he finished the night with five catches for 116 yards. Along with Tate and McCalebb, Adams combined to mark the first time ever for Auburn to have two

100-yard rushers and a 100-yard receiver in the same game.

McCalebb became the first player in Auburn history to top 100-yards rushing in his first two career games.

Auburn's 49 points were the most it has scored in a SEC game since scoring 49 at Kentucky in 2005. With 589 yards of total offense, it also marked the first time that Auburn had 500 or more yards of total offense in back-to-back games since 1970, when the Tigers had 566 yards against Florida and 664 against Mississippi State.

Defensively for Auburn, Zac Etheridge and Josh Bynes led the way with eight tackles each. Neiko Thorpe and Craig Stevens chipped in seven tackles with two of Stevens' coming for loss. Making his first career appearance as a Tiger, sophomore Eltoro Freeman followed with six tackles.

With the win, Auburn now holds a 58-23-2 all-time record over Mississippi State and is 43-28-5 in SEC openers.

SCORING SUMMARY		
Louisiana Tech	3	3 0 — 13
Auburn	3	10 14 — 37

TEAM STATISTICS		
	LT	AU
First Downs	19	27
Rushes-Yards	37-96	52-301
Passing Yards	149	255
Comp-Att-Int	18-33-1	17-27-0
Total Plays-Yards	70-245	79-556
Punts-Avg.	6-38.3	2-41.0
Fumbles/Lost	3/1	3/2
Penalties-Yards	3-30	8-87
3rd Down Conv.	5-of-14	8-of-13
Time of Possession	31:23	28:37

INDIVIDUAL STATISTICS		
RUSHING: (LT) - Porter 17-56; Jenkins 10-36; Morrow 1-6; Duplessis 5-6; Compton 1-2; Livas 1-1; Fite 1-minus 2; TEAM 1-minus 9. (AU) - McCalebb 22-148; Tate 20-117; Burns 8-23; Zachery 1-10; Todd 1-3.		
PASSING: (LT) - Jenkins 18-33-1-149. (AU) - Todd 17-26-0-255; Burns 0-1-0-0.		
RECEIVING: (LT) - Livas 5-43; Tuminello 3-26; Morris 2-30; Fite 2-17; Porter 2-13; Mitchell 1-8; Stuart 1-7; Linwood 1-5; Morrow 1-0. (AU) - Fannin 8-82; D. Adams 4-65; Zachery 3-98; Tate 2-10.		

SCORING SUMMARY		
Louisiana Tech	17	0 7 — 24
Auburn	14	14 7 — 49

TEAM STATISTICS		
	MS	AU
First Downs	14	29
Rushes-Yards	38-167	59-390
Passing Yards	130	199
Comp-Att-Int	11-21-2	11-24-0
Total Plays-Yards	59-297	83-589
Punts-Avg.	6-45.2	5-28.8
Fumbles/Lost	0/0	2/0
Penalties-Yards	10-89	5-40
3rd Down Conv.	5-of-14	6-of-13
Time of Possession	28:57	31:03

INDIVIDUAL STATISTICS		
RUSHING: (MS) - Dixon 20-92; Relf 7-52; Ducre 4-14; Lee 3-9; Stallworth 1-3; Elliott 2-minus 1; TEAM 1-minus 2. (AU) - Tate 20-157; McCalebb 16-114; Fannin 9-75; Burns 9-32; Smith 3-8; Todd 1-6; Team 1-minus 2.		
PASSING: (MS) - Relf 5-11-2-77; Lee 6-10-0-53. (AU) - Todd 10-23-0-186; Burns 1-1-0-13.		
RECEIVING: (MS) - Berry 4-60; McRae 3-33; Wilder 1-25; Bumphis 1-8; Green 1-3; Ducre 1-1. (AU) - Adams 5-116; Zachery 2-41; Wisner 1-24; Lutzenkirchen 1-13; Fannin 1-3; Burns 1-2.		

The Players



DARVIN #89

ADAMS WR

6-3 · 185 · So. · 1L
Kennesaw, Ga. (Harrison)
Education

2009 — Fourth in SEC/34th in NCAA in receiving yards per game, 90.5 pg ... Tied for ninth in SEC in receptions per game, 4.5 pg ... Had first career start in season opener vs. Louisiana Tech, catching four passes for 65 yards including first career TD grab ... TD came on 17-yard pass from Chris Todd ... Set career high with 116 receiving yards and five catches in victory over Mississippi State ... Accounted for 58 percent of total receiving yardage (116 of 199) vs. Mississippi State.

ADAMS' CAREER RECEIVING STATS


YEAR	G/GS	NO	YDS	AVG	TD	LP/OPPONENT
2008	10/0	3	18	6.0	0	9/UT Martin
2009	2/2	9	181	20.1	1	30/Mississippi State
TOTALS	12/2	12	199	16.6	1	30/Mississippi State

ADAMS' CAREER GAME HIGH STATS

	No.	Opponent	Date
Receptions	5	Mississippi State	9/12/09
Rec. Yards	116	Mississippi State	9/12/09
Rec. TDs	1	Mississippi State	9/12/09

ADAMS' GAME-BY-GAME RECEIVING STATS

DATE	OPPONENT	REC	YDS	AVG	TD	TD REC
9/5/09	* LOUISIANA TECH	4	65	16.3	1	17
9/12/09	* MISSISSIPPI STATE	5	116	23.2	0	--
9/19/09	WEST VIRGINIA					
9/26/09	BALL STATE					
10/3/09	at Tennessee					
10/10/09	at Arkansas					
10/17/09	KENTUCKY					
10/24/09	at LSU					
10/31/09	OLE MISS					
11/7/09	FURMAN					
11/14/09	at Georgia					
11/27/09	ALABAMA					



DAREN #25

BATES DB

5-11 · 195 · Fr. · HS
Olive Branch, Miss. (Olive Branch)
Undecided

2009 — Started at safety in season opener vs. Louisiana Tech ... Recorded AU's only interception of the game, making a leaping grab at the AU 2-yard line to halt a Tech scoring threat ... Had three assisted tackles and two QB hurries in SEC opener vs. Mississippi State.

BATES' CAREER DEFENSIVE STATS

YEAR	G/GS	TT	UT	AT	TFL-YDS	QBS-YDS	FF/FR	PD	I/YDS
2009	2/2	6	1	5	0-0	0-0	0/0	1	1/0

BATES' GAME-BY-GAME DEFENSIVE STATS

DATE	OPPONENT	TT	UT	AT	PD	INT-YDS
9/5/09	* LOUISIANA TECH	3	1	2	1	1-0
9/12/09	* MISSISSIPPI STATE	3	0	3	0	0-0
9/19/09	WEST VIRGINIA					
9/26/09	BALL STATE					
10/3/09	at Tennessee					
10/10/09	at Arkansas					
10/17/09	KENTUCKY					
10/24/09	at LSU					
10/31/09	OLE MISS					
11/7/09	FURMAN					
11/14/09	at Georgia					
11/27/09	ALABAMA					



T'SHARVAN #DB

BELL 22

6-0 · 176 · RFr. · RS
Kissimmee, Fla. (Osceola)
Liberal Arts

2009 — Recorded one solo tackle in season opener vs. Louisiana Tech ... Recorded first career INT vs. Mississippi State.

BELL'S CAREER DEFENSIVE STATS

YEAR	G/GS	TT	UT	AT	TFL-YDS	QBS-YDS	FF/FR	PD	I/YDS
2009	2/0	2	2	0	0.0-0	0.0-0	0/0	0	1-0

BELL'S GAME-BY-GAME DEFENSIVE STATS

DATE	OPPONENT	TT	UT	AT	PD	INT-YDS
9/5/09	LOUISIANA TECH	1	1	0	0	0-0
9/12/09	MISSISSIPPI STATE	1	1	0	0	1-0
9/19/09	WEST VIRGINIA					
9/26/09	BALL STATE					
10/3/09	at Tennessee					
10/10/09	at Arkansas					
10/17/09	KENTUCKY					
10/24/09	at LSU					
10/31/09	OLE MISS					
11/7/09	FURMAN					
11/14/09	at Georgia					
11/27/09	ALABAMA					



DEANGELO #3

BENTON WR

6-2 · 192 · Fr. · HS
Bastrop, La. (Bastrop)
Undecided

2009 — Saw playing time, but did not record a catch in season opener vs. Louisiana Tech and SEC opener vs. Mississippi State.

BENTON'S CAREER RECEIVING STATS

YEAR	G/GS	NO	YDS	AVG	TD	LP/OPPONENT
2009	2/0	0	0	0.0	0	--

The Players

BENTON'S GAME-BY-GAME RECEIVING STATS

DATE	OPPONENT	REC	YDS	AVG	TD
9/5/09	LOUISIANA TECH	0	0	0.0	0
9/12/09	MISSISSIPPI STATE	0	0	0.0	0
9/19/09	WEST VIRGINIA				
9/26/09	BALL STATE				
10/3/09	at Tennessee				
10/10/09	at Arkansas				
10/17/09	KENTUCKY				
10/24/09	at LSU				
10/31/09	OLE MISS				
11/7/09	FURMAN				
11/14/09	at Georgia				
11/27/09	ALABAMA				

BILLINGS' GAME-BY-GAME RECEIVING STATS

DATE	OPPONENT	REC	YDS	AVG	TD
9/5/09	LOUISIANA TECH				DID NOT PLAY
9/12/09	MISSISSIPPI STATE				DID NOT PLAY
9/19/09	WEST VIRGINIA				
9/26/09	BALL STATE				
10/3/09	at Tennessee				
10/10/09	at Arkansas				
10/17/09	KENTUCKY				
10/24/09	at LSU				
10/31/09	OLE MISS				
11/7/09	FURMAN				
11/14/09	at Georgia				
11/27/09	ALABAMA				



MIKE #66
BERRY OL

6-3 · 311 · Jr. · 2L
Antioch, Tenn. (Brentwood Academy)
Public Administration



MIKE #93
BLANC DL

6-4 · 288 · Jr. · 2L
Pompano Beach, Fla. (Deerfield Beach)
Public Administration

2009 — Started at guard in season opener vs. Louisiana Tech and helped Tigers roll up 301 yards rushing and did not allow a sack on 27 passing attempts ... Registered six knockdown blocks vs. Tech ... Against Mississippi State, did not allow a sack in 24 pass attempts ... Totaled 4.5 knockdown blocks vs. Mississippi State.

2009 — Recorded a sack (-5 yards) to go with two total tackles in season opener vs. Louisiana Tech ... Sack vs. Tech was first since Ole Miss game in 2008 ... Started at defensive tackle vs. Mississippi State and registered four tackles and a pair of QB hurries.

BLANC'S CAREER DEFENSIVE STATS

YEAR	G/GS	TT	UT	AT	TFL-YDS	QBS-YDS	FF/FR	PD	I/YDS
2007	12/0	6	3	3	0.0-0	0.0-0	0/0	0	0-0
2008	12/6	27	11	16	3.5-6	0.5-4	0/0	0	0-0
2009	2/1	6	2	4	1.0-5	1.0-5	0/0	0	0-0
Totals	26/7	39	16	23	4.5-11	1.5-9	0/0	0	0-0

BLANC'S GAME-BY-GAME DEFENSIVE STATS

DATE	OPPONENT	TT	UT	AT	TFL-YDS	QBS-YDS
9/5/09	LOUISIANA TECH	2	1	1	1.0-5	1.0-5
9/12/09	* MISSISSIPPI STATE	4	1	3	0.0-0	0.0-0
9/19/09	WEST VIRGINIA					
9/26/09	BALL STATE					
10/3/09	at Tennessee					
10/10/09	at Arkansas					
10/17/09	KENTUCKY					
10/24/09	at LSU					
10/31/09	OLE MISS					
11/7/09	FURMAN					
11/14/09	at Georgia					
11/27/09	ALABAMA					



MONTEZ #84
BILLINGS WR

6-2 · 183 · Sr. · 3L
Pelham, Ala. (Pelham)
Graduate


2009 — Has not played

BILLINGS' CAREER RECEIVING STATS

YEAR	G/GS	NO	YDS	AVG	TD	LP/OPPONENT
2006	11/0	3	47	15.7	0	21/Arkansas State
2007	12/9	28	321	11.5	1	31/LSU
2008	11/11	24	277	11.5	0	31/Mississippi State
2009	0/0	0	0	0.0	0	---
Totals	34/20	55	645	11.7	1	31 (2x, last vs. Miss. St., 9/13/08)

BILLINGS' CAREER GAME HIGH STATS

	No.	Opponent	Date
Receptions	6	LSU	10/20/07
Rec. Yards	78	LSU	10/20/07
Rec. TDs	1	LSU	10/20/07



KODI #18
BURNS QB

6-2 · 208 · Jr. · 2L
Fort Smith, Ark. (Northside)
Exercise Science

2009 — First in SEC in scoring, 12.0 ppg ... In multi-purpose role, rushed for 23 yards with a TD and was 0-for-1 passing in season opener vs. Louisiana Tech ... TD came on 1-yard run and gave AU a 10-7 lead ... Set career best with three rushing TDs and four total TDs in victory over Mississippi State ... All three rushing scores came from 1-yard out ... Also had a 13-yard TD pass ... Became first AU player to account for four TDs since 2003 when RB Carnell Williams rushed for six scores vs. Mississippi

The Players

State .. All four rushing TDs have come from 1-yard out.

BURNS' CAREER PASSING STATS

YEAR	G/GS	CMP	ATT	PCT	YDS	INT	TD	LP/OPPONENT
2007	9/1	10	26	38.5	145	1	2	58/New Mexico State
2008	10/7	94	179	52.5	1,050	7	2	52/Ole Miss
2009	2/1	1	2	50.0	13	0	1	13/Mississippi State
Totals	21/9	105	207	50.7	1,208	8	5	58/New Mexico State

BURNS' CAREER RUSHING STATS

YEAR	G/GS	NO	YDS	AVG	TD	LP/OPPONENT
2007	9/1	54	203	3.8	3	18/Mississippi State
2008	10/7	98	411	4.2	5	58/UT Martin
2009	2/1	17	55	3.2	4	11/La. Tech
Totals	21/9	169	669	3.9	12	58/UT Martin

BURN'S CAREER GAME HIGH STATS

	No.	Opponent	Date
Completions	27	Ole Miss	11/1/08
Pass Attempts	43	Ole Miss	11/1/08
Pass Yards	319	Ole Miss	11/1/08
Pass TDs	1	4x (last vs. Mississippi State)	9/12/09
Interceptions	3	Ole Miss	11/1/08
Rush Attempts	22	Mississippi State	9/15/07
Rush Yards	158	UT Martin	11/8/08
Rush TDs	3	Mississippi State	9/12/09

BURNS' GAME-BY-GAME TOTAL OFFENSE STATS

DATE	OPPONENT	REC - TDs	PASS - TDs	RUSH - TDs	TOTAL - TDs
9/5/09	LOUISIANA TECH	0	0	23 - 1	23 - 1
9/12/09	* MISSISSIPPI STATE	2 - 0	13 - 1	32 - 3	45 - 4
9/19/09	WEST VIRGINIA				
9/26/09	BALL STATE				
10/3/09	at Tennessee				
10/10/09	at Arkansas				
10/17/09	KENTUCKY				
10/24/09	at LSU				
10/31/09	OLE MISS				
11/7/09	FURMAN				
11/14/09	at Georgia				
11/27/09	ALABAMA				

BURNS' GAME-BY-GAME RUSHING STATS

DATE	OPPONENT	ATT	YDS	Avg.	TD	TD Runs
9/5/09	LOUISIANA TECH	8	23	2.9	1	1
9/12/09	* MISSISSIPPI STATE	9	32	3.6	3	1, 1, 1
9/19/09	WEST VIRGINIA					
9/26/09	BALL STATE					
10/3/09	at Tennessee					
10/10/09	at Arkansas					
10/17/09	KENTUCKY					
10/24/09	at LSU					
10/31/09	OLE MISS					
11/7/09	FURMAN					
11/14/09	at Georgia					
11/27/09	ALABAMA					

BURNS' GAME-BY-GAME RECEIVING STATS

DATE	OPPONENT	REC	YDS	AVG	TD	TD REC
9/5/09	LOUISIANA TECH	0	0	0.0	0	--
9/12/09	* MISSISSIPPI STATE	1	2	2.0	0	--
9/19/09	WEST VIRGINIA					
9/26/09	BALL STATE					
10/3/09	at Tennessee					
10/10/09	at Arkansas					
10/17/09	KENTUCKY					
10/24/09	at LSU					
10/31/09	OLE MISS					
11/7/09	FURMAN					
11/14/09	at Georgia					
11/27/09	ALABAMA					



JOSH #17

BYNES LB

6-2 · 239 · Jr. · 2L

Lauderdale Lakes, Fla. (Boyd Anderson)

Human Development and Family Studies

2009 — T-fifth in SEC in Tackles Per Game, 8.0 tpg ... Started at LB in season opener vs. Louisiana Tech and tied for team lead with eight total tackles ... Has started nine consecutive games dating back to last season ... Tied for team lead with eight tackles vs. Mississippi State .. Has 16 tackles in two games, highest tackle total in two-game stretch of career.

BYNES' CAREER DEFENSIVE STATS

YEAR	G/GS	TT	UT	AT	TFL-YDS	QBS-YDS	FF/FR	PD	I/YDS
2007	4/0	10	8	2	2.0-4	0.0-0	1/0	0	0-0
2008	12/8	53	24	29	3.0-7	0.0-0	0/0	4	3-33
2009	2/2	16	7	9	0.0-0	0.0-0	0/0	0	0-0
Totals	18/10	79	39	40	5.0-11	0.0-0	1/0	4	3-33

BYNES' GAME-BY-GAME DEFENSIVE STATS

DATE	OPPONENT	TT	UT	AT	TFL-YDS	QBS-YDS
9/5/09	* LOUISIANA TECH	8	5	3	0.0-0	0.0-0
9/12/09	* MISSISSIPPI STATE	8	2	6	0.0-0	0.0-0
9/19/09	WEST VIRGINIA					
9/26/09	BALL STATE					
10/3/09	at Tennessee					
10/10/09	at Arkansas					
10/17/09	KENTUCKY					
10/24/09	at LSU					
10/31/09	OLE MISS					
11/7/09	FURMAN					
11/14/09	at Georgia					
11/27/09	ALABAMA					



WES #18

BYRUM K

6-2 · 209 · Jr. · 2L

Ft. Lauderdale, Fla. (St. Thomas Aquinas)

Business

CAREER — Has connected on two game-winning field goals, at Florida and at Arkansas, both in 2007 ... Has hit three field goals in a game five times.

2009 — Tied for fifth in SEC in FG's made ... as 3-for-3 in FG attempts and 4-4 on PAT tries in season opener vs. Louisiana Tech ... Hit long FG of 49 yards vs. Tech, marking longest FG since hitting 52-yarder on 9/6/08 vs. Southern Miss ... Three FG's also tied career best for the fifth time ... Also kicked off four times for 64.8 average vs. Tech ... Did not attempt a FG vs. Mississippi State.

BYRUM'S CAREER KICKING STATS

YEAR	FG-A	Pct.	0-19	20-29	30-39	40-49	50+	PAT	Pts
2007	17-23	73.9	0-0	5-5	9-10	3-8	0-0	35-36	86
2008	11-19	57.9	2-2	2-3	3-6	3-7	1-1	22-23	55
2009	3-3	100.0	0-0	1-1	0-0	2-2	0-0	4-4	16
Totals	31-45	68.9	2-2	8-9	12-16	8-17	1-1	61-63	157


BYRUM'S CAREER GAME HIGH STATS

	No.	Opponent	Date
FG Attempts	5	Arkansas	10/13/07
FGs Made	3	5x (last vs. La. Tech)	9/5/09

The Players

2009 Field Goal Sequence (Made/Missed):

9/5/09	LOUISIANA TECH: 29, 49, 47
9/12/09	MISSISSIPPI STATE: --
9/19/09	WEST VIRGINIA
9/26/09	BALL STATE
10/3/09	at Tennessee
10/10/09	at Arkansas
10/17/09	KENTUCKY
10/24/09	at LSU
10/31/09	OLE MISS
11/7/09	FURMAN
11/14/09	at Georgia
11/27/09	ALABAMA



QUINDARIUS

#9

CARR

WR

6-1 · 181 · So. · 1L

Huntsville, Ala. (Huntsville)

Criminology


2009 — Saw playing time but did not record a catch vs. Louisiana Tech and Mississippi State.

CARR'S CAREER RECEIVING STATS

YEAR	G/GS	NO	YDS	AVG	TD	LP/OPPONENT
2008	12/0	6	63	10.5	0	28/Mississippi State
2009	2/0	0	0	0.0	0	---
Totals	14/0	6	63	10.5	0	28/Mississippi State

CARR'S GAME-BY-GAME RECEIVING STATS

DATE	OPPONENT	REC	YDS	AVG	TD
9/5/09	LOUISIANA TECH	0	0	0.0	0
9/12/09	MISSISSIPPI STATE	0	0	0.0	0
9/19/09	WEST VIRGINIA				
9/26/09	BALL STATE				
10/3/09	at Tennessee				
10/10/09	at Arkansas				
10/17/09	KENTUCKY				
10/24/09	at LSU				
10/31/09	OLE MISS				
11/7/09	FURMAN				
11/14/09	at Georgia				
11/27/09	ALABAMA				



ANTOINE

#45

CARTER

DE

6-4 · 263 · Jr. · 2L

Ft. Lauderdale, Fla. (Dillard)

Liberal Arts

2009 — Did not play in season opener vs. Louisiana Tech.

CARTER'S CAREER DEFENSIVE STATS


YEAR	G/GS	TT	UT	AT	TFL-YDS	QBS-YDS	FF/FR	PD	I/YDS
2007	13/0	16	8	8	4.0-23	1.5-16	0/0	1	0/0
2008	10/1	16	11	5	6.5-32	2.5-19	0/0	0	0/0
2009	0/0	0	0	0	0.0-0	0.0-0	0/0	0	0/0
Totals	23/1	32	19	13	10.5-55	4.0-35	0/0	1	0/0

CARTER'S CAREER GAME HIGH STATS

	No.	Opponent	Date
Tackles	4	New Mexico State	9/22/07
Tackles for loss	3.0	UT Martin	11/8/08
Sacks	1.0	3x (last vs. UT Martin)	11/8/08

CARTER'S GAME-BY-GAME DEFENSIVE STATS

DATE	OPPONENT	TT	UT	AT	TFL-YDS	QBS-YDS
9/5/09	LOUISIANA TECH				DID NOT PLAY	
9/12/09	MISSISSIPPI STATE				DID NOT PLAY	
9/19/09	WEST VIRGINIA					
9/26/09	BALL STATE					
10/3/09	at Tennessee					
10/10/09	at Arkansas					
10/17/09	KENTUCKY					
10/24/09	at LSU					
10/31/09	OLE MISS					
11/7/09	FURMAN					
11/14/09	at Georgia					
11/27/09	ALABAMA					



NEIL

#19

CAUDLE

QB

6-3 · 200 · Jr. · SQ

Hoover, Ala. (Spain Park)

Building Science

2009 — Saw limited play in season opener vs. Louisiana Tech ... Had a pair of pass attempts wiped out by penalty vs. Mississippi State in limited action.

CAUDLE'S CAREER PASSING STATS

YEAR	G/GS	CMP	ATT	PCT	YDS	INT	TD	LP/OPPONENT
2007	1/0	0	3	.000	---	1	---	---
2008	2/0	4	5	80.0	32	0	---	16/UT Martin
2009	2/0	0	0	0.0	0	0	---	---
Totals	5/0	4	8	80.0	32	1	---	16/UT Martin

CAUDLE'S GAME-BY-GAME PASSING STATS

DATE	OPPONENT	CMP	ATT	YDS	INT	TD
9/5/09	LOUISIANA TECH	0	0	0	0	0
9/12/09	MISSISSIPPI STATE	0	0	0	0	0
9/19/09	WEST VIRGINIA					
9/26/09	BALL STATE					
10/3/09	at Tennessee					
10/10/09	at Arkansas					
10/17/09	KENTUCKY					
10/24/09	at LSU					
10/31/09	OLE MISS					
11/7/09	FURMAN					
11/14/09	at Georgia					
11/27/09	ALABAMA					

The Players



ZACH #98

CLAYTON DL

6-3 · 281 · Jr. · 2L
Opelika, Ala. (Opelika)
Finance

2009 — Did not play in season opener vs. Louisiana Tech ... Recorded three tackles in first game of season vs. Mississippi State.

CLAYTON'S CAREER DEFENSIVE STATS

YEAR	G/GS	TT	UT	AT	TFL-YDS	QBS-YDS	FF/FR	PD	I/YDS
2007	10/0	8	4	4	0.5-2	0.0-0	0/0	0	0-0
2008	11/1	22	16	6	7.5-40	4.5-35	0/0	0	0-0
2009	1/0	3	1	2	0.0-0	0.0-0	0/0	0	0-0
Totals	22/1	33	21	12	8.0-42	4.5-35	0/0	0	0/0

CLAYTON'S GAME-BY-GAME DEFENSIVE STATS

DATE	OPPONENT	TT	UT	AT	TFL-YDS	QBS-YDS
9/5/09	LOUISIANA TECH					DID NOT PLAY
9/12/09	MISSISSIPPI STATE	3	1	2	0.0-0	0.0-0
9/19/09	WEST VIRGINIA					
9/26/09	BALL STATE					
10/3/09	at Tennessee					
10/10/09	at Arkansas					
10/17/09	KENTUCKY					
10/24/09	at LSU					
10/31/09	OLE MISS					
11/7/09	FURMAN					
11/14/09	at Georgia					
11/27/09	ALABAMA					



ANTONIO #52

COLEMAN DE

6-3 · 261 · Sr. · 3L
Mobile, Ala. (Williamson)
Graduate

CAREER — Has two touchdown returns, one fumble (vs. Kansas State 9/1/07) and one interception (vs. Miss. State 9/12/09) ... Has registered at least one tackle for loss in 17 of his last 27 games played ... Tied for 10th in career sacks with Stanley McClover (2004-05) with 15.5.

2009 — Named to Rotary Lombardi Defensive Lineman Award watch list, Chuck Bednarik Defensive Player of the Year Award watch list, Ted Hendricks Defensive End of the Year watch list and Lowe's Senior CLASS Award watch list ... Recorded 2.5 TFLs with 1.0 sack and seven total tackles in season opener vs. Louisiana Tech ... Has started 13 of the last 13 games played (missed UT Martin game in '08 due to injury) ... Against Mississippi State, scored on 20-yard INT return to give AU a 14-0 lead ... INT was first of career ... Also had three tackles vs. Mississippi State.

COLEMAN'S CAREER DEFENSIVE STATS

YEAR	G/GS	TT	UT	AT	TFL-YDS	QBS-YDS	FF/FR	PD	I/YDS
2006	13/0	18	14	4	1.0-3	0.0-0	0/0	0	0/0
2007	13/8	38	29	9	18.5-84	8.5-54	1/1	3	0/0
2008	11/11	46	29	17	10.5-43	1.0-33	1/0	1	0/0
2009	2/2	10	4	6	2.5-10	1.0-7	0/0	0	1/20
Totals	39/21	112	76	36	32.5-140	15.5-87	2/1	4	1/20

COLEMAN'S CAREER GAME HIGH STATS

	No.	Opponent	Date
Tackles	8	Georgia	11/10/07
Tackles for loss	4.0	Georgia	11/10/07
Sacks	2.0	Ole Miss	10/27/07

COLEMAN'S GAME-BY-GAME DEFENSIVE STATS

DATE	OPPONENT	TT	UT	AT	TFL-YDS	QBS-YDS
9/5/09	* LOUISIANA TECH	7	4	3	2.5-10	1.0-7
9/12/09	* MISSISSIPPI STATE	3	0	3	0.0-0	0.0-0
9/19/09	WEST VIRGINIA					
9/26/09	BALL STATE					
10/3/09	at Tennessee					
10/10/09	at Arkansas					
10/17/09	KENTUCKY					
10/24/09	at LSU					
10/31/09	OLE MISS					
11/7/09	FURMAN					
11/14/09	at Georgia					
11/27/09	ALABAMA					




JARED #79

COOPER OL

6-4 · 329.5 · So. · SQ
Brewton, Ala. (W.S. Neal)
History in Education

2009 — Saw limited playing time vs. Louisiana Tech in season opener and against Mississippi State in conference opener.



CLAYTON #96

CROFOOT DS

6-6 · 191 · Sr. · 1L
Orlando, Fla. (The First Academy)
Supply Chain Management-Business

CAREER — Awarded scholarship by coaching staff.

2009 — Holder on all field goal and PAT's.



CLINTON #97

DURST P

6-1 · 191 · Sr. · 1L
Destin, Fla. (Ft. Walton Beach)
Marketing-Business

CAREER — Awarded scholarship by coaching staff.

2009 — Eighth in SEC in punting, 37.7 ypp ... Averaged 41.0 yards on two punts in season opener vs. Louisiana Tech ... Put one punt inside the 20-yard line vs. Tech ... Against Mississippi State, punted four times for 36.0 yard average and put two punts inside 20-yard line.

The Players

DURST'S CAREER PUNTING STATS

YEAR	G	NO	YDS	AVG	IN20	LP/OPPONENT
2008	11	70	2947	42.1	18	58/Louisiana-Monroe
2009	2	6	226	37.7	3	47/Louisiana Tech
Totals	13	76	3255	42.8	21	58/Louisiana-Monroe

DURST'S CAREER GAME HIGH STATS

	No.	Opponent	Date
Punts	9	3x (last at Alabama)	11/29/08
IN 20	4	Louisiana-Monroe	8/30/08

DURST'S GAME-BY-GAME PUNTING STATS

DATE	OPPONENT	NO	YDS	AVG	IN20	Long
9/5/09	LOUISIANA TECH	2	82	41.0	1	47
9/12/09	MISSISSIPPI STATE	4	144	36.0	2	45
9/19/09	WEST VIRGINIA					
9/26/09	BALL STATE					
10/3/09	at Tennessee					
10/10/09	at Arkansas					
10/17/09	KENTUCKY					
10/24/09	at LSU					
10/31/09	OLE MISS					
11/7/09	FURMAN					
11/14/09	at Georgia					
11/27/09	ALABAMA					

EGUAE'S GAME-BY-GAME DEFENSIVE STATS

DATE	OPPONENT	TT	UT	AT	TFL-YDS	QBS-YDS
9/5/09	LOUISIANA TECH					DID NOT PLAY
9/12/09	MISSISSIPPI STATE					DID NOT PLAY
9/19/09	WEST VIRGINIA					
9/26/09	BALL STATE					
10/3/09	at Tennessee					
10/10/09	at Arkansas					
10/17/09	KENTUCKY					
10/24/09	at LSU					
10/31/09	OLE MISS					
11/7/09	FURMAN					
11/14/09	at Georgia					
11/27/09	ALABAMA					



ZAC

#4

ETHERIDGE

SS

6-0 · 212 · Jr. · 2L

Troy, Ala. (Charles Henderson)

Public Administration

CAREER — Has started 26 consecutive games ... Has led or tied for lead in team tackles in five of last six games dating back to 2008.

2009 — *T-fifth in SEC in Tackles Per Game, 8.0 tpg* ... Tied for team lead with eight tackles in season opener vs. Louisiana Tech ... Six tackles were solo ... Also had one QBH and half a TFL (minus 2 yards) ... Tied for team lead with eight tackles, six solo, vs. Mississippi State ... Of 16 total tackles this season, 12 have been solo.

ETHERIDGE'S CAREER DEFENSIVE STATS

YEAR	G/GS	TT	UT	AT	TFL-YDS	QBS-YDS	FF/FR	PD	INT-YDS
2006	3/0	0	0	0	0.0-0	0.0-0	0/0	0	0-0
2007	12/12	65	39	26	1.5-7	0.5-6	2/1	5	0-0
2008	12/12	74	38	36	1.5-6	0.0-0	0/0	3	1-0
2009	2/2	16	12	4	0.5-2	0.0-0	0/0	0	0-0
Totals	29/26	155	89	66	3.5-15	0.5-6	2/1	8	1-0

ETHERIDGE'S CAREER GAME HIGH STATS

	No.	Opponent	Date
Tackles	11	vs. Alabama	11/29/08
Interceptions	1	vs. Southern Miss	9/06/08

ETHERIDGE'S GAME-BY-GAME DEFENSIVE STATS

DATE	OPPONENT	TT	UT	AT	PD	INT-YDS
9/5/09	* LOUISIANA TECH	8	6	2	0	0-0
9/12/09	* MISSISSIPPI STATE	8	6	2	0	0-0
9/19/09	WEST VIRGINIA					
9/26/09	BALL STATE					
10/3/09	at Tennessee					
10/10/09	at Arkansas					
10/17/09	KENTUCKY					
10/24/09	at LSU					
10/31/09	OLE MISS					
11/7/09	FURMAN					
11/14/09	at Georgia					
11/27/09	ALABAMA					



BART

#53

EDDINS

OL

6-4 · 297 · Jr. · 2L

Montgomery, Ala. (Trinity Presbyterian)

Agriculture Economics

2009 — Saw playing time in season opener vs. Louisiana Tech and SEC opener vs. Mississippi State ... Had one knockdown block vs. Mississippi State.



NOSA

#94

EGUAE

DL

6-2 · 244 · Fr. · HS

Mansfield, Texas (Summit)

Undecided

2009 — Has not played due to injury.

EGUAE'S CAREER DEFENSIVE STATS

YEAR	G/GS	TT	UT	AT	TFL-YDS	QBS-YDS	FF/FR	PD	I/YDS
2009	0/0	0	0	0	0.0-0	0.0-0	0/0	0	0/0

The Players



JONATHAN #35
EVANS LB

5-11 · 207 · Fr. · HS
Prichard, Ala. (Mattie T. Blount)
Undecided


2009 — Recorded one assisted tackle in first collegiate action vs. Louisiana Tech ... Also had one tackle in SEC opener vs. Mississippi State.

EVANS' CAREER DEFENSIVE STATS

YEAR	G/GS	TT	UT	AT	TFL-YDS	QBS-YDS	FF/FR	PD	I/YDS
2009	2/0	2	0	2	0.0-0	0.0-0	0/0	0	0/0

EVANS' GAME-BY-GAME DEFENSIVE STATS

DATE	OPPONENT	TT	UT	AT	TFL-YDS	QBS-YDS
9/5/09	LOUISIANA TECH	1	0	1	0.0-0	0.0-0
9/12/09	MISSISSIPPI STATE	1	0	1	0.0-0	0.0-0
9/19/09	WEST VIRGINIA					
9/26/09	BALL STATE					
10/3/09	at Tennessee					
10/10/09	at Arkansas					
10/17/09	KENTUCKY					
10/24/09	at LSU					
10/31/09	OLE MISS					
11/7/09	FURMAN					
11/14/09	at Georgia					
11/27/09	ALABAMA					



MARIO #27
FANNIN RB

5-11 · 225 · Jr. · 2L
Hampton, Ga. (Lovejoy)
Undecided

2009 — Tied for ninth in SEC in receptions per game, 4.5 pg ... Started and set career highs in receptions, eight, and receiving yards, 82, in season opener vs. Louisiana Tech ... Led team in receiving yards and catches vs. Tech ... Rushed for 75 yards on nine carries in SEC opener vs. Mississippi State.

FANNIN'S CAREER RUSHING STATS

YEAR	G/GS	NO	YDS	AVG	TD	LP/OPPONENT
2006	3/0	0	0	0.0	0	--
2007	13/2	84	448	5.3	5	67/New Mexico State
2008	12/3	54	238	4.4	1	35/Georgia
2009	2/1	9	75	8.3	0	---
Totals	30/6	147	686	4.7	6	67/New Mexico State

FANNIN'S CAREER KOR STATS

YEAR	G	NO	YDS	AVG	TD	LP/OPPONENT
2006	3/0	0	0	0.0	0	--
2007	13/2	19	399	21.0	0	40/Mississippi State
2008	12/3	11	248	22.5	0	69/West Virginia
2009	2/1	2	40	20.0	0	24/Mississippi State
Totals	30/6	32	687	21.4	0	69/West Virginia

FANNIN'S CAREER RECEIVING STATS

YEAR	G/GS	NO	YDS	AVG	TD	LP/OPPONENT
2006	3/0	0	0	0.0	0	--
2007	13/2	18	176	9.8	2	22/Clemson
2008	12/3	20	223	11.2	2	52/Georgia
2009	2/1	9	85	9.4	0	26/Louisiana Tech
Totals	30/6	47	484	10.3	4	52/Georgia

FANNIN'S CAREER GAME HIGH STATS

	No.	Opponent	Date
Rush Attempts	15	New Mexico State	9/22/07
Rush Yards	103	New Mexico State	9/22/07
Rush TDs	3	New Mexico State	9/22/07
Receptions	8	Louisiana Tech	9/5/09
Rec. Yards	82	Louisiana Tech	9/5/09
Kickoff Returns	5	Mississippi State	9/15/07
Kick Ret. Yds.	110	Mississippi State	9/15/07

FANNIN'S GAME-BY-GAME TOTAL OFFENSE STATS

DATE	OPPONENT	REC - TDs	PASS - TDs	RUSH - TDs	TOTAL - TDs
9/5/09	* LOUISIANA TECH	82 - 0	0 - 0	0 - 0	82 - 0
9/12/09	MISSISSIPPI STATE	3 - 0	0 - 0	75 - 0	78 - 0
9/19/09	WEST VIRGINIA				
9/26/09	BALL STATE				
10/3/09	at Tennessee				
10/10/09	at Arkansas				
10/17/09	KENTUCKY				
10/24/09	at LSU				
10/31/09	OLE MISS				
11/7/09	FURMAN				
11/14/09	at Georgia				
11/27/09	ALABAMA				

FANNIN'S GAME-BY-GAME RECEIVING STATS

DATE	OPPONENT	REC	YDS	AVG	TD
9/5/09	* LOUISIANA TECH	8	82	10.3	0
9/12/09	MISSISSIPPI STATE	1	3	3.0	0
9/19/09	WEST VIRGINIA				
9/26/09	BALL STATE				
10/3/09	at Tennessee				
10/10/09	at Arkansas				
10/17/09	KENTUCKY				
10/24/09	at LSU				
10/31/09	OLE MISS				
11/7/09	FURMAN				
11/14/09	at Georgia				
11/27/09	ALABAMA				



NICK #90
FAIRLEY DL

6-5 · 293 · So. · JC
Mobile, Ala. (Copiah-Lincoln CC)
Undecided

2009 — Started first career game in season opener vs. Louisiana Tech ... Recorded five tackles with half a TFL, one fumble recovery and two QBH.

FAIRLEY'S CAREER DEFENSIVE STATS

YEAR	G/GS	TT	UT	AT	TFL-YDS	QBS-YDS	FF/FR	PD	I/YDS
2009	2/1	5	2	3	0.5-0	0.0-0	0/1	0	0/0

The Players

FAIRLEY'S GAME-BY-GAME DEFENSIVE STATS

DATE	OPPONENT	TT	UT	AT	TFL-YDS	QBS-YDS
9/5/09	* LOUISIANA TECH	2	3	5	0.5-0	0.0-0
9/12/09	MISSISSIPPI STATE	0	0	0	0.0-0	0.0-0
9/19/09	WEST VIRGINIA					
9/26/09	BALL STATE					
10/3/09	at Tennessee					
10/10/09	at Arkansas					
10/17/09	KENTUCKY					
10/24/09	at LSU					
10/31/09	OLE MISS					
11/7/09	FURMAN					
11/14/09	at Georgia					
11/27/09	ALABAMA					

FREEMAN'S GAME-BY-GAME DEFENSIVE STATS

DATE	OPPONENT	TT	UT	AT	TFL-YDS	QBS-YDS
9/5/09	LOUISIANA TECH					DID NOT PLAY
9/12/09	MISSISSIPPI STATE	6	2	4	0.0-0	0.0-0
9/19/09	WEST VIRGINIA					
9/26/09	BALL STATE					
10/3/09	at Tennessee					
10/10/09	at Arkansas					
10/17/09	KENTUCKY					
10/24/09	at LSU					
10/31/09	OLE MISS					
11/7/09	FURMAN					
11/14/09	at Georgia					
11/27/09	ALABAMA					



DEE #95
FORD DE
6-4 · 214 · Fr. · HS
Odenville, Ala. (St. Clair County)
Undecided

2009 — In first collegiate game, recorded one tackle with two QBH ... Had one tackle, solo, and one QB hurry in limited snaps vs. Mississippi State.

FORD'S CAREER DEFENSIVE STATS

YEAR	G/GS	TT	UT	AT	TFL-YDS	QBS-YDS	FF/FR	PD	I/YDS
2009	2/0	2	1	1	0.0-0	0.0-0	0/0	0	0/0

FORD'S GAME-BY-GAME DEFENSIVE STATS

DATE	OPPONENT	TT	UT	AT	TFL-YDS	QBS-YDS
9/5/09	LOUISIANA TECH	1	0	1	0.0-0	0.0-0
9/12/09	MISSISSIPPI STATE	1	1	0	0.0-0	0.0-0
9/19/09	WEST VIRGINIA					
9/26/09	BALL STATE					
10/3/09	at Tennessee					
10/10/09	at Arkansas					
10/17/09	KENTUCKY					
10/24/09	at LSU					
10/31/09	OLE MISS					
11/7/09	FURMAN					
11/14/09	at Georgia					
11/27/09	ALABAMA					



ELTORO #21
FREEMAN LB
5-11 · 219 · So. · JC
Alexander City, Ala. (Miss. Gulf Coast CC)
Philosophy

SPRING 2009 — Participated in spring drills at Auburn after enrolling in January.

2009 — Did not play in season opener vs. Louisiana Tech ... In first collegiate action, recorded six tackles vs. Mississippi State.

FREEMAN'S CAREER DEFENSIVE STATS

YEAR	G/GS	TT	UT	AT	TFL-YDS	QBS-YDS	FF/FR	PD	I/YDS
2009	1/0	6	2	4	0.0-0	0.0-0	0/0	0	0/0



HARRIS #58
GASTON LB
6-1 · 219 · Fr. · HS
Bessemer, Ala. (Bessemer Academy)
Undecided

2009 — In first collegiate game, had one solo tackle in season opener vs. Louisiana Tech ... Also had one solo stop vs. Mississippi State.

GASTON'S CAREER DEFENSIVE STATS

YEAR	G/GS	TT	UT	AT	TFL-YDS	QBS-YDS	FF/FR	PD	I/YDS
2009	2/0	2	2	0	0.0-0	0.0-0	0/0	0	0/0

GASTON'S GAME-BY-GAME DEFENSIVE STATS

DATE	OPPONENT	TT	UT	AT	TFL-YDS	QBS-YDS
9/5/09	LOUISIANA TECH	1	1	0	0.0-0	0.0-0
9/12/09	MISSISSIPPI STATE	1	1	0	0.0-0	0.0-0
9/19/09	WEST VIRGINIA					
9/26/09	BALL STATE					
10/3/09	at Tennessee					
10/10/09	at Arkansas					
10/17/09	KENTUCKY					
10/24/09	at LSU					
10/31/09	OLE MISS					
11/7/09	FURMAN					
11/14/09	at Georgia					
11/27/09	ALABAMA					



MICHAEL #49
GOGGANS DE
6-3 · 264 · Jr. · 2L
Alexander City, Ala. (Benjamin Russell)
Public Administration

2009 — Started season opener vs. Louisiana Tech, recording two total tackles with one QBH ... Against Mississippi State, had a solo sack (minus 2 yards) to go with four tackles, one pass break-up and one QB hurry ... Sack was first since 2007 (Vanderbilt).

The Players

GOGGAN'S CAREER DEFENSIVE STATS

YEAR	G/GS	TT	UT	AT	TFL-YDS	QBS-YDS	FF/FR	PD	I/YDS
2007	12/0	9	4	5	2.0-3	1.0-2	0/1	0	0-0
2008	12/12	27	16	11	4.0-12	0.0-0	0/1	0	0-0
2009	2/2	6	2	4	1.0-2	1.0-2	0/0	1	0-0
Totals	26/14	42	22	20	7.0-17	2.0-3	0/2	1	0-0

GOGGAN'S CAREER GAME HIGH STATS

	No.	Opponent	Date
Tackles	6	vs. Alabama	11/29/08
Tackles for loss	2.0	2x, (last vs. Arkansas)	11/29/08
Sacks	1.0	2x (last vs. Mississippi State)	9/12/09

GOGGAN'S GAME-BY-GAME DEFENSIVE STATS

DATE	OPPONENT	TT	UT	AT	TFL-YDS	QBS-YDS
9/5/09	* LOUISIANA TECH	2	1	1	0.0-0	0.0-0
9/12/09	* MISSISSIPPI STATE	4	1	3	1.0-2	1.0-2
9/19/09	WEST VIRGINIA					
9/26/09	BALL STATE					
10/3/09	at Tennessee					
10/10/09	at Arkansas					
10/17/09	KENTUCKY					
10/24/09	at LSU					
10/31/09	OLE MISS					
11/7/09	FURMAN					
11/14/09	at Georgia					
11/27/09	ALABAMA					



ANTHONY GULLEY #24
WR
5-9 · 176 · Fr. · HS
Brantley, Ala. (Brantley)
Undecided

2009 — Saw game time, returning one punt, in season opener vs. Louisiana Tech.

GULLEY'S CAREER RECEIVING STATS

YEAR	G/GS	NO	YDS	AVG	TD	LP/OPPONENT
2009	2/0	0	0	0.0	0	--

GULLEY'S GAME-BY-GAME RECEIVING STATS

DATE	OPPONENT	REC	YDS	AVG	TD	TD REC
9/5/09	LOUISIANA TECH	0	0	0.0	0	--
9/12/09	MISSISSIPPI STATE	0	0	0.0	0	--
9/19/09	WEST VIRGINIA					
9/26/09	BALL STATE					
10/3/09	at Tennessee					
10/10/09	at Arkansas					
10/17/09	KENTUCKY					
10/24/09	at LSU					
10/31/09	OLE MISS					
11/7/09	FURMAN					
11/14/09	at Georgia					
11/27/09	ALABAMA					



TIM HAWTHORNE #13
WR
6-3 · 212 · Jr. · 2L
Homewood, Ala. (Homewood)
Public Administration

2009 — Had not played due to injury.

HAWTHORNE'S CAREER RECEIVING STATS

YEAR	G/GS	NO	YDS	AVG	TD	LP/OPPONENT
2007	13/3	4	47	11.8	0	8/New Mexico State
2008	12/1	8	203	25.4	0	58/LSU
2009	0/0	0	0	0.0	0	--
Totals	25/4	12	250	20.8	0	58/LSU

HAWTHORNE'S CAREER GAME HIGH STATS

	No.	Opponent	Date
Receptions	2	LSU	9/20/08
Rec. Yards	87	LSU	9/20/08

HAWTHORNE'S GAME-BY-GAME RECEIVING STATS

DATE	OPPONENT	REC	YDS	AVG	TD
9/5/09	LOUISIANA TECH				DID NOT PLAY
9/12/09	MISSISSIPPI STATE				DID NOT PLAY
9/19/09	WEST VIRGINIA				
9/26/09	BALL STATE				
10/3/09	at Tennessee				
10/10/09	at Arkansas				
10/17/09	KENTUCKY				
10/24/09	at LSU				
10/31/09	OLE MISS				
11/7/09	FURMAN				
11/14/09	at Georgia				
11/27/09	ALABAMA				



ADAM HERRING #31
LB
6-1 · 216 · So. · 1L
Springdale, Ark. (Shiloh Christian)
Business Management

2009 — Earned first career start in season opener vs. Louisiana Tech, recording two solo tackles ... Picked up half a TFL (minus 1 yard) and four total tackles vs. Mississippi State.

HERRING'S CAREER DEFENSIVE STATS

YEAR	G/GS	TT	UT	AT	TFL-YDS	QBS-YDS	FF/FR	PD	I/YDS
2008	11/0	2	1	1	0.0-0	0.0-0	0/0	0	0/0
2009	2/2	6	3	3	0.5-1	0.0-0	0/0	0	0/0
Totals	13/2	8	4	4	0.5-1	0.0-0	0/0	0	0/0

The Players

HERRING'S GAME-BY-GAME DEFENSIVE STATS

DATE	OPPONENT	TT	UT	AT	TFL-YDS	QBS-YDS
9/5/09	* LOUISIANA TECH	2	2	0	0.0-0	0.0-0
9/12/09	* MISSISSIPPI STATE	4	1	3	0.5-1	0.0-0
9/19/09	WEST VIRGINIA					
9/26/09	BALL STATE					
10/3/09	at Tennessee					
10/10/09	at Arkansas					
10/17/09	KENTUCKY					
10/24/09	at LSU					
10/31/09	OLE MISS					
11/7/09	FURMAN					
11/14/09	at Georgia					
11/27/09	ALABAMA					



D'ANTOINE HOOD #24 DB
 5-10 · 187 · So. · 1L
 Phenix City, Ala. (Central-Phenix HS)
 Pre-Business

2009 — Saw first game action vs. Mississippi State, but did not record a tackle.

HOOD'S CAREER DEFENSIVE STATS

YEAR	G/GS	TT	UT	AT	TFL-YDS	QBS-YDS	FF/FR	PD	INT-YDS
2008	12/1	13	7	6	0.0-0	0.0-0	0/1	1	0-0
2009	0/0	0	0	0	0.0-0	0.0-0	0/0	0	0-0
Totals	12/1	13	7	6	0.0-0	0.0-0	0/1	1	0-0

HOOD'S GAME-BY-GAME DEFENSIVE STATS

DATE	OPPONENT	TT	UT	AT	PD	INT-YDS
9/5/09	LOUISIANA TECH					DID NOT PLAY
9/12/09	MISSISSIPPI STATE					DID NOT PLAY
9/19/09	WEST VIRGINIA					
9/26/09	BALL STATE					
10/3/09	at Tennessee					
10/10/09	at Arkansas					
10/17/09	KENTUCKY					
10/24/09	at LSU					
10/31/09	OLE MISS					
11/7/09	FURMAN					
11/14/09	at Georgia					
11/27/09	ALABAMA					



MORGAN HULL #37 K
 6-3 · 199 · Jr. · 1L
 Decatur, Ala. (Austin)
 Pre-Medicine

2009 — In season opener vs. Louisiana Tech, kicked off three times for a 66.7 yard average ... Against Mississippi State, kicked off seven times for 67.6 ypk average.



BYRON ISOM #57 OL
 6-3 · 291 · Jr. · 2L
 Jonesboro, Ga. (Lovejoy)
 Public Administration

2009 — Started at guard in season opener vs. Louisiana Tech and did not allow a sack in 27 pass attempts ... Also recorded three knockdown blocks vs. Tech ... Started against Mississippi State, did not allow a sack in 24 pass attempts ... Registered three knockdown blocks vs. Mississippi State.



PHILIP LUTZENKIRCHEN #43 TE
 6-4 · 262 · Fr. · HS
 Marietta, Ga. (Lassiter)
 Undecided

2009 — Saw playing time but did not record a catch in season opener vs. Louisiana Tech ... Recorded first career catch, a 13-yard TD reception from Kodi Burns, vs. Mississippi State.

LUTZENKIRCHEN'S CAREER RECEIVING STATS

YEAR	G/GS	NO	YDS	AVG	TD	LP/OPPONENT
2009	2/0	1	13	13.0	1	13/Mississippi State

LUTZENKIRCHEN'S GAME-BY-GAME RECEIVING STATS

DATE	OPPONENT	REC	YDS	AVG	TD	TD REC
9/5/09	LOUISIANA TECH	0	0	0.0	0	--
9/12/09	MISSISSIPPI STATE	1	13	13.0	1	13
9/19/09	WEST VIRGINIA					
9/26/09	BALL STATE					
10/3/09	at Tennessee					
10/10/09	at Arkansas					
10/17/09	KENTUCKY					
10/24/09	at LSU					
10/31/09	OLE MISS					
11/7/09	FURMAN					
11/14/09	at Georgia					
11/27/09	ALABAMA					



ANDREW MCCAIN #75 OT
 6-6 · 299 · Sr. · 3L
 Birmingham, Ala. (Briarwood Christian)
 Health Services Administration

2009 — Earned first career start in season opener vs. Louisiana Tech ... Started at tackle and did not allow a sack in 27 pass attempts ... Tallied three knockdown blocks vs. Tech ... Started at tackle vs. Mississippi State and did not allow a sack in 24 pass attempts .. Finished with six knockdown blocks, third most among linemen, vs. Mississippi State.

The Players



ONTERIO #23

McCALEBB RB

5-10 · 164 · Fr. · HS
Fort Meade, Fla. (Hargrave Military Academy)
Liberal Arts

Career — Became the first AU freshman to ever rush for 100 yards or more in his first two games ... Is just the fourth AU freshman to rush for 100 yards or more in any two consecutive games (Carnell Williams in 2001, Darrell Williams in 1989 and Ron O'Neal in 1981).

2009 — Named SEC Freshman of the Week (9/7) ... Second in SEC/ninth in NCAA in rushing with 131.0 ypg ... Sixth in SEC in Kick Return Average, 21.7 ypr ... Became first freshman RB since Bo Jackson (1982) to rush for 100 yards in a game with 148 yards in season opener vs. Louisiana Tech ... Also had one TD vs. Tech, scoring on a 3-yard run ... Also returned two kickoffs for 49 yards vs. Tech ... Started at TB vs. Mississippi State and recorded second consecutive 100-yard rushing effort, going for 114 yards on 16 carries ... Also returned four kickoffs for 81 yards vs. Mississippi State.

MCCALEBB'S CAREER RUSHING STATS

YEAR	G/GS	NO	YDS	AVG	TD	LP/OPPONENT
2009	2/1	38	262	6.9	2	48/Mississippi State

MCCALEBB'S GAME-BY-GAME RUSHING STATS

DATE	OPPONENT	ATT	YDS	Avg.	TD	TD Runs
9/5/09	LOUISIANA TECH	22	148	6.7	1	3
9/12/09	* MISSISSIPPI STATE	16	114	7.1	1	48
9/19/09	WEST VIRGINIA					
9/26/09	BALL STATE					
10/3/09	at Tennessee					
10/10/09	at Arkansas					
10/17/09	KENTUCKY					
10/24/09	at LSU					
10/31/09	OLE MISS					
11/7/09	FURMAN					
11/14/09	at Georgia					
11/27/09	ALABAMA					



WALTER #6

McFADDEN DB

6-0 · 175 · Sr. · 3L
Pompano Beach, Fla. (Ely)
Graduate

Career — Has started 14 consecutive games.

2009 — Started and recorded one pass break-up with two tackles in season opener vs. Louisiana Tech ... Broke up one pass and tallied four solo tackles in victory over Mississippi State.

McFADDEN'S CAREER DEFENSIVE STATS

YEAR	G/GS	TT	UT	AT	TFL-YDS	QBS-YDS	FF/FR	PD	INT-YDS
2006	11/0	2	2	0	0.0-0	0.0-0	0/0	0	0-0
2007	13/0	10	5	5	1.0-4	0.0-0	0/0	2	1-93
2008	12/12	29	17	12	1.5-7	0.0-0	0/0	10	2-18
2009	2/2	6	5	1	0.0-0	0.0-0	0/0	2	0-0
Totals	38/14	47	29	18	2.5-11	0.0-0	0/0	14	3-111

McFADDEN'S CAREER GAME HIGH STATS

	No.	Opponent	Date
Tackles	5	3x (last vs. Ole Miss)	11/1/08
Interceptions	1	3x (last vs. West Virginia)	10/23/08

McFADDEN'S GAME-BY-GAME DEFENSIVE STATS

DATE	OPPONENT	TT	UT	AT	PD	INT-YDS
9/5/09	* LOUISIANA TECH	2	1	1	1	0-0
9/12/09	* MISSISSIPPI STATE	4	4	0	1	0-0
9/19/09	WEST VIRGINIA					
9/26/09	BALL STATE					
10/3/09	at Tennessee					
10/10/09	at Arkansas					
10/17/09	KENTUCKY					
10/24/09	at LSU					
10/31/09	OLE MISS					
11/7/09	FURMAN					
11/14/09	at Georgia					
11/27/09	ALABAMA					



GABE #83

McKENZIE TE

6-5 · 252 · Sr. · 3L
Mobile, Ala. (Davidson)
Graduate

2009 — Saw playing time, but did not have a catch in season opener vs. Louisiana Tech.

McKENZIE'S CAREER DEFENSIVE STATS

YEAR	G/GS	TT	UT	AT	TFL-YDS	QBS-YDS	FF/FR	PD	I/YDS
2008	12/1	11	6	5	2.5-5	0.0-0	0/0	0	1/24

McKENZIE'S CAREER RECEIVING STATS

YEAR	G/GS	NO	YDS	AVG	TD	LP/OPPONENT
2006	13/0	13	137	10.5	1	25/South Carolina
2007	13/0	13	117	9.0	2	20/Kansas State
2008	12/1	3	33	11.0	0	21/Georgia
2009	2/0	0	0	0.0	0	---
Totals	39/1	29	287	9.9	3	25/South Carolina

McKENZIE'S CAREER GAME HIGH STATS

	No.	Opponent	Date
Receptions	4	2x (last vs. Kansas State)	9/1/07
Rec. Yards	42	2x (last vs. Kansas State)	9/1/07
Rec. TDs	1	3x (last vs. South Florida)	9/8/07

McKENZIE'S GAME-BY-GAME RECEIVING STATS

DATE	OPPONENT	REC	YDS	AVG	TD	TD REC
9/5/09	LOUISIANA TECH	0	0	0.0	0	--
9/12/09	MISSISSIPPI STATE	0	0	0.0	0	--
9/19/09	WEST VIRGINIA					
9/26/09	BALL STATE					
10/3/09	at Tennessee					
10/10/09	at Arkansas					
10/17/09	KENTUCKY					
10/24/09	at LSU					
10/31/09	OLE MISS					
11/7/09	FURMAN					
11/14/09	at Georgia					
11/27/09	ALABAMA					

The Players



MIKE #26
McNEIL S

6-2 · 201 · Jr. · 2L
Mobile, Ala. (W.P. Davidson)
Communications

2009 — Has not played.

McNEIL'S CAREER DEFENSIVE STATS

YEAR	G/GS	TT	UT	AT	TFL-YDS	QBS-YDS	FF/FR	PD	I/YDS
2007	13/0	35	22	13	0.5-1	0.0-0	0/0	0	0/0
2008	12/12	75	42	23	3.0-9	1.0-4	0/1	2	0/0
2009	0/0	0	0	0	0.0-0	0.0-0	0/0	0	0/0
Totals	25/12	100	64	36	3.5-10	1.0-4	0/1	2	0/0

McNEIL'S CAREER GAME HIGH STATS

No.	Opponent	Date
Tackles	9	3x (last vs. Arkansas)
		10/11/08

McNEIL'S GAME-BY-GAME DEFENSIVE STATS

DATE	OPPONENT	TT	UT	AT	PD	INT-YDS
9/5/09	LOUISIANA TECH					DID NOT PLAY
9/12/09	MISSISSIPPI STATE					DID NOT PLAY
9/19/09	WEST VIRGINIA					
9/26/09	BALL STATE					
10/3/09	at Tennessee					
10/10/09	at Arkansas					
10/17/09	KENTUCKY					
10/24/09	at LSU					
10/31/09	OLE MISS					
11/7/09	FURMAN					
11/14/09	at Georgia					
11/27/09	ALABAMA					



RYAN #50
PUGH OL

6-4 · 289 · Jr. · 2L
Hoover, Ala. (Hoover)
Pre-Building Science

2009 — Started at center in season opener vs. Louisiana Tech and tallied five knock-down blocks ... Did not allow a sack on 27 pass attempts vs. Tech ... Started against Mississippi State and did not allow a sack in 24 pass attempts ... Totaled nine knock-down blocks, second most among offensive linemen, against Mississippi State.



SPENCER #39
PYBUS LB

6-0 · 215 · So. · 1L
Dothan, Ala. (Northview)
Building Science

2009 — Has not played.

PYBUS' CAREER DEFENSIVE STATS

YEAR	G/GS	TT	UT	AT	TFL-YDS	QBS-YDS	FF/FR	PD	I/YDS
2008	12/0	14	7	7	1.0-4	0.0-0	0/1	1	0-0
2009	0/0	0	0	0	0.0-0	0.0-0	0/0	0	0-0
Totals	12/0	14	7	7	1.0-4	0.0-0	0/0	1	0-0

PYBUS' GAME-BY-GAME DEFENSIVE STATS

DATE	OPPONENT	TT	UT	AT	TFL-YDS	QBS-YDS
9/5/09	LOUISIANA TECH					DID NOT PLAY
9/12/09	MISSISSIPPI STATE					DID NOT PLAY
9/19/09	WEST VIRGINIA					
9/26/09	BALL STATE					
10/3/09	at Tennessee					
10/10/09	at Arkansas					
10/17/09	KENTUCKY					
10/24/09	at LSU					
10/31/09	OLE MISS					
11/7/09	FURMAN					
11/14/09	at Georgia					
11/27/09	ALABAMA					



JAKE #91
RICKS DL

6-4 · 292 · Sr. · 3L
Muscle Shoals, Ala. (Colbert County)
Criminology

2009 — In first career start, forced one fumble, had a QB hurry and recorded a career-best six tackles vs. Louisiana Tech ... Forced fumble was career-first ... Broke up a pass and had half a TFL vs. Mississippi State.

RICKS' CAREER DEFENSIVE STATS

YEAR	G/GS	TT	UT	AT	TFL-YDS	QBS-YDS	FF/FR	PD	I/YDS
2006	6/0	1	0	1	0.5-2	0.0-0	0/1	0	0/0
2007	13/0	8	5	3	2.0-3	0.0-0	0/0	0	0/0
2008	12/0	7	3	4	2.0-8	0.0-0	0/1	1	0/0
2009	2/2	7	3	4	0.5-0	0.0-0	1/0	1	0/0
Totals	33/2	23	11	12	5.0-13	0.0-0	1/2	2	0/0

RICKS' CAREER GAME HIGH STATS

No.	Opponent	Date
Tackles	6	Louisiana Tech
Tackles for loss	1.0	4x (last vs. Ole Miss)
		11/1/08

The Players

RICKS' GAME-BY-GAME DEFENSIVE STATS

DATE	OPPONENT	TT	UT	AT	TFL-YDS	QBS-YDS
9/5/09	* LOUISIANA TECH	6	3	3	0.0-0	0.0-0
9/12/09	* MISSISSIPPI STATE	1	0	1	0.5-0	0.0-0
9/19/09	WEST VIRGINIA					
9/26/09	BALL STATE					
10/3/09	at Tennessee					
10/10/09	at Arkansas					
10/17/09	KENTUCKY					
10/24/09	at LSU					
10/31/09	OLE MISS					
11/7/09	FURMAN					
11/14/09	at Georgia					
11/27/09	ALABAMA					



MIKE SLADE #11 DB
 6-3 · 192 · So. · 1L
 Tallahassee, Fla. (Lincoln)
 Communications

2009 — Recorded three tackles in season opener vs. Louisiana Tech ... Had one tackle vs. Mississippi State.

SLADE' CAREER DEFENSIVE STATS

YEAR	G/GS	TT	UT	AT	TFL-YDS	QBS-YDS	FF/FR	PD	I/YDS
2008	12/0	8	2	6	0.0-0	0.0-0	0/0	0	0/0
2009	2/0	4	1	3	0.0-0	0.0-0	0/0	0	0/0
Totals	14/0	12	3	9	0.0-0	0.0-0	0/0	0	0/0

SLADE' GAME-BY-GAME DEFENSIVE STATS

DATE	OPPONENT	TT	UT	AT	PD	INT-YDS
9/5/09	LOUISIANA TECH	3	1	2	0	0-0
9/12/09	MISSISSIPPI STATE	1	0	1	0	0-0
9/19/09	WEST VIRGINIA					
9/26/09	BALL STATE					
10/3/09	at Tennessee					
10/10/09	at Arkansas					
10/17/09	KENTUCKY					
10/24/09	at LSU					
10/31/09	OLE MISS					
11/7/09	FURMAN					
11/14/09	at Georgia					
11/27/09	ALABAMA					



ERIC SMITH #32 RB
 5-10 · 237 · So. · 1L
 Seffner, Fla. (Armwood HS)
 Liberal Arts

2009 — Started vs. Mississippi State and rushed for 8 yards on three carries.

SMITH'S CAREER RUSHING STATS

YEAR	G/GS	NO	YDS	AVG	TD	LP/OPPONENT
2008	12/1	21	83	4.0	0	19/Louisiana-Monroe
2009	1/1	3	8	2.7	0	6/Mississippi State
Totals	13/2	24	91	3.8	0	19/Louisiana-Monroe

SMITH'S GAME-BY-GAME RUSHING STATS

DATE	OPPONENT	ATT	YDS	Avg.	TD	TD Runs
9/5/09	LOUISIANA TECH			DID NOT PLAY		
9/12/09	* MISSISSIPPI STATE	3	8	2.7	0	--
9/19/09	WEST VIRGINIA					
9/26/09	BALL STATE					
10/3/09	at Tennessee					
10/10/09	at Arkansas					
10/17/09	KENTUCKY					
10/24/09	at LSU					
10/31/09	OLE MISS					
11/7/09	FURMAN					
11/14/09	at Georgia					
11/27/09	ALABAMA					



VANCE SMITH #55 OL
 6-2 · 281 · So. · 1L
 Pace, Fla. (Pace)
 Education

2009 — Saw playing time vs. Louisiana Tech in season opener ... Did not allow a sack in limited action vs. Mississippi State and totaled one knockdown block.



CRAIG STEVENS #46 LB
 6-3 · 223 · Jr. · 2L
 Tallahassee, Fla. (Lincoln)
 Business Management

2009 — T-ninth in SEC in Tackles Per Game, 7.5 tpg and T-second in TFLs Per Game, 1.75 pg ... Started at linebacker in season opener vs. Louisiana Tech and tied career high eight tackles ... Also had 1.5 TFLs (minus 3 yards) and 1.0 sack (minus 2 yards) ... Sack was first of career ... Against Mississippi State, had 2.0 TFLs (minus 4 yards) with seven tackles, four solo.

STEVENS' CAREER DEFENSIVE STATS

YEAR	G/GS	TT	UT	AT	TFL-YDS	QBS-YDS	FF/FR	PD	I/YDS
2006	3/0	6	3	3	1.0-1	0.0-0	0/0	0	0/0
2007	10/8	35	20	15	0.0-0	0.0-0	1/0	1	0/0
2008	12/12	54	31	23	0.5-1	0.0-0	0/1	2	0/0
2009	2/2	15	10	5	3.5-7	1.0-2	0	1	0/0
Totals	27/22	110	64	46	5.0-9	1.0-2	1/1	4	0/0

STEVENS' CAREER GAME HIGH STATS

No.	Opponent	Date
Tackles	8	2x (last vs. Louisiana Tech)
Sacks	1.0	Louisiana Tech
TFL	2.0	Mississippi State

The Players

STEVENS' GAME-BY-GAME DEFENSIVE STATS

DATE	OPPONENT	TT	UT	AT	TFL-YDS	QBS-YDS
9/5/09	* LOUISIANA TECH	8	6	2	1.5-3	1.0-2
9/12/09	* MISSISSIPPI STATE	7	4	3	2.0-4	0.0-0
9/19/09	WEST VIRGINIA					
9/26/09	BALL STATE					
10/3/09	at Tennessee					
10/10/09	at Arkansas					
10/17/09	KENTUCKY					
10/24/09	at LSU					
10/31/09	OLE MISS					
11/7/09	FURMAN					
11/14/09	at Georgia					
11/27/09	ALABAMA					
11/29/08	at Alabama					



JOHN SULLEN #71 OL
 6-6 · 346 · Fr. · HS
 Auburn, Ala. (Auburn)
 Undecided

2009 — Saw game action in season opener vs. Louisiana Tech ... Did not give up a sack in limited action vs. Mississippi State.



BEN TATE #44 RB
 5-11 · 218 · Sr. · 3L
 Newark, Md. (Snow Hill)
 Graduate

CAREER — Six 100-yard rushing games, including two 150-yard rushing games (156 vs. Tulane, 2006 & 157 vs. Mississippi State, 2009) ... 13th player in AU history to record 2,000 yards rushing ... 10th on career rushing list with 2,233 yards ... Needs 31 yards to tie James Joseph (1986-90) for 9th with 2,264 yards.

2009 — Maxwell Outstanding Player Award watch list ... Leads SEC/seventh in NCAA in rushing with 137.0 ypg ... Rushed for 117 yards on 20 carries in season opener vs. Louisiana Tech ... Also had a pair of pass receptions for 10 yards vs. Tech ... Set career best with 157 rushing yards vs. Mississippi State ... Also had one rushing TD from 35-yards out.

TATE'S CAREER RUSHING STATS

YEAR	G/GS	NO	YDS	AVG	TD	LP/OPPONENT
2006	9/0	54	392	7.3	3	42/Buffalo
2007	13/7	202	903	4.5	8	44/Vanderbilt
2008	12/2	159	664	4.2	3	49/Louisiana-Monroe
2009	2/1	40	274	6.9	1	35/Mississippi State
Totals	37/10	455	2,233	4.9	14	49/Louisiana-Monroe

TATE'S CAREER GAME HIGH STATS

	No.	Opponent	Date
Rush Attempts	27	Vanderbilt	10/4/06
Rush Yards	157	Mississippi State	9/12/09
Rush TDs	2	Buffalo	9/23/06

TATE'S GAME-BY-GAME RUSHING STATS

DATE	OPPONENT	ATT	YDS	Avg.	TD	TD Runs
9/5/09	* LOUISIANA TECH	20	117	5.8	0	--
9/12/09	MISSISSIPPI STATE	20	157	7.8	1	35
9/19/09	WEST VIRGINIA					
9/26/09	BALL STATE					
10/3/09	at Tennessee					
10/10/09	at Arkansas					
10/17/09	KENTUCKY					
10/24/09	at LSU					
10/31/09	OLE MISS					
11/7/09	FURMAN					
11/14/09	at Georgia					
11/27/09	ALABAMA					



NEIKO THORPE #15 DB
 6-2 · 176 · So. · 1L
 Tucker, Ga. (HS)
 Liberal Arts

2009 — Started at cornerback in season opener vs. Louisiana Tech ... Broke up one pass and recorded three solo tackles vs. Tech ... Tied career high with seven tackles, five solo, in victory over Mississippi State.

THORPE'S CAREER DEFENSIVE STATS

YEAR	G/GS	TT	UT	AT	TFL-YDS	QBS-YDS	FF/FR	PD	I/YDS
2008	11/1	29	20	9	0.0-0	0.0-0	1/0	6	2/101
2009	2/2	10	8	2	0.0-0	0.0-0	0/0	0	0/0
Totals	13/3	39	28	11	0.0-0	0.0-0	0/0	0	0/0

THORPE'S CAREER GAME HIGH STATS

	No.	Opponent	Date
Tackles	7	3x (last vs. Mississippi State)	9/12/09
Interceptions	1	2x (last vs. UT Martin)	11/8/08

THORPE'S GAME-BY-GAME DEFENSIVE STATS

DATE	OPPONENT	TT	UT	AT	PD	INT-YDS
9/5/09	* LOUISIANA TECH	3	3	0	1	0-0
9/12/09	* MISSISSIPPI STATE	7	5	2	0	0-0
9/19/09	WEST VIRGINIA					
9/26/09	BALL STATE					
10/3/09	at Tennessee					
10/10/09	at Arkansas					
10/17/09	KENTUCKY					
10/24/09	at LSU					
10/31/09	OLE MISS					
11/7/09	FURMAN					
11/14/09	at Georgia					
11/27/09	ALABAMA					



CHRIS TODD #12 QB
 6-4 · 210 · Sr. · 1L
 Elizabethtown, Ky (Elizabethtown/Hutchinson CC)
 Graduate

2009 — Has not thrown an INT in 49 pass attempts this season .. Set career best with 255 passing yards in season-opening win vs. Louisiana Tech ... Threw TD passes of 93 and 17

The Players

yards ... The 93-yard TD pass to Terrell Zachery set AU record for longest offensive play ... Completed 65 percent of passes (17-of-26) vs. Tech ... Threw for 186 yards, hitting 10-of-23 pass attempts in victory over Mississippi State.

SEC/NCAA Rankings:

Passing Avg/Game: 5th, 220.5 ypg
Total Offense: 6th, 225.0 ypg / 49th NCAA
Pass Efficiency: 7th, 144.2

TODD'S CAREER PASSING STATS

YEAR	G/GS	CMP	ATT	PCT	YDS	INT	TD	LP/OPPONENT
2006 (TTU)	5/0	25	35	71.4	241	0	1	48/SE Louisiana
2008	7/5	86	156	55.1	903	6	5	58/LSU
2009	2/2	27	49	55.1	441	0	2	93/Louisiana Tech
Totals	14/7	138	240	57.5	1,583	6	8	93/Louisiana Tech

TODD'S GAME-BY-GAME PASSING STATS

DATE	OPPONENT	CMP	ATT	YDS	INT	TD
9/5/09	* LOUISIANA TECH	17	26	255	0	2
9/12/09	* MISSISSIPPI STATE	10	23	186	0	0
9/19/09	WEST VIRGINIA					
9/26/09	BALL STATE					
10/3/09	at Tennessee					
10/10/09	at Arkansas					
10/17/09	KENTUCKY					
10/24/09	at LSU					
10/31/09	OLE MISS					
11/7/09	FURMAN					
11/14/09	at Georgia					
11/27/09	ALABAMA					



TOMMY #5
TROTT TE
6-5 · 243 · Sr. · 3L
Montgomery, Ala. (Trinity Presbyterian)
Graduate

2009 — John Mackey Tight End Award watch list ... Started at tight end but did not record a catch in season opener vs. Louisiana Tech ... Did not record a catch before leaving with knee injury vs. Mississippi State.

TROTT'S CAREER RECEIVING STATS

YEAR	G/GS	NO	YDS	AVG	TD	LP/OPPONENT
2006	2/0	0	0	0.0	0	-
2006	13/9	10	94	9.4	2	27/Tulane
2007	13/2	4	35	8.8	0	16/Vanderbilt
2008	11/11	20	201	10.1	0	33/Arkansas
2009	2/2	0	0	0.0	0	---
Totals	41/24	34	330	9.7	2	33/Arkansas

TROTT'S CAREER GAME HIGH STATS

	No.	Opponent	Date
Receptions	4	2x (last vs. Ole Miss)	11/1/08
Rec. Yards	44	Southern Miss	9/6/08
Rec. TDs	1	2x (last vs. Tulane)	10/21/06

TROTT'S GAME-BY-GAME STATS

DATE	OPPONENT	REC	YDS	AVG	TD
9/5/09	* LOUISIANA TECH	0	0	0.0	0
9/12/09	* MISSISSIPPI STATE	0	0	0.0	0
9/19/09	WEST VIRGINIA				
9/26/09	BALL STATE				
10/3/09	at Tennessee				
10/10/09	at Arkansas				
10/17/09	KENTUCKY				
10/24/09	at LSU				
10/31/09	OLE MISS				
11/7/09	FURMAN				
11/14/09	at Georgia				
11/27/09	ALABAMA				



DEMOND #14
WASHINGTON DB
5-9 · 185 · Jr. · JC
Tallasse, Ala. (Mississippi Gulf Coast CC)
Undecided

2009 — Had one QB hurry and registered two tackles vs. Louisiana Tech ... Recorded two assisted tackles with one QB hurry in SEC opener vs. Mississippi State.

WASHINGTON'S CAREER DEFENSIVE STATS

YEAR	G/GS	TT	UT	AT	TFL-YDS	QBS-YDS	FF/FR	PD	I/YDS
2009	2/0	4	1	3	0.0-0	0.0-0	0/0	0	0/0

WASHINGTON'S GAME-BY-GAME DEFENSIVE STATS

DATE	OPPONENT	TT	UT	AT	PD	INT-YDS
9/5/09	LOUISIANA TECH	2	1	1	0	0-0
9/12/09	MISSISSIPPI STATE	2	0	2	0	0-0
9/19/09	WEST VIRGINIA					
9/26/09	BALL STATE					
10/3/09	at Tennessee					
10/10/09	at Arkansas					
10/17/09	KENTUCKY					
10/24/09	at LSU					
10/31/09	OLE MISS					
11/7/09	FURMAN					
11/14/09	at Georgia					
11/27/09	ALABAMA					



TERRELL #81
ZACHERY WR
6-1 · 203 · Jr. · 1L
Wadley, Ala. (Wadley)
Public Administration

2009 — Eighth in SEC/70th in NCAA in receiving yards per game, 69.5 pg ... Earned first career start in season opener vs. Louisiana Tech ... Hauled in 93-yard TD pass from QB Chris Todd that set AU record for longest offensive play in school history ... Finished with 3 catches for 98 yards vs. Tech ... Hauled in two passes for 41 yards, with a long reception of 33 yards, in victory over Mississippi State.

The Players

ZACHERY'S CAREER RECEIVING STATS

YEAR	G/GS	NO	YDS	AVG	TD	LP/OPPONENT
2007	1/0	0	0	0.0	0	NA
2008	12/0	2	24	12.0	0	17/Southern Miss
2009	2/1	5	139	27.8	1	93/Louisiana Tech
Totals	15/1	7	163	23.2	1	93/Louisiana Tech

ZACHERY'S GAME-BY-GAME RECEIVING STATS

DATE	OPPONENT	REC	YDS	AVG	TD
9/5/09	* LOUISIANA TECH	3	98	32.7	1
9/12/09	MISSISSIPPI STATE	2	41	20.5	0
9/19/09	WEST VIRGINIA				
9/26/09	BALL STATE				
10/3/09	at Tennessee				
10/10/09	at Arkansas				
10/17/09	KENTUCKY				
10/24/09	at LSU				
10/31/09	OLE MISS				
11/7/09	FURMAN				
11/14/09	at Georgia				
11/27/09	ALABAMA				



LEE #73
ZIEMBA OL
6-8 · 308 · Jr. · 2L
Rogers, Ark. (Rogers)
History

Career — Has started 26 consecutive games on the offensive line.

2009 — Started at tackle in season opener vs. Louisiana Tech and recorded eight knockdown blocks .. Did not allow a sack on 27 pass attempts vs. Tech ... Against Mississippi State, did not allow a sack in 24 pass attempts and had a team-high 9.5 knockdown blocks.

Auburn Career Records Update

Rushing Yardage

Player	Seasons	Att	Avg	Yards
1. Bo Jackson	1982-85	650	6.62	4303
2. Carnell Williams	2001-04	741	5.17	3831
3. James Brooks	1977-80	621	5.67	3523
4. Joe Cribbs	1976-79	657	5.13	3368
5. Stephen Davis	1993-95	488	5.76	2811
6. Brent Fullwood	1983-86	390	7.15	2789
7. Ronnie Brown	2000-04	513	5.28	2707
8. Stacy Danley	1987-90	526	4.61	2427
9. James Joseph	1986-90	452	5.17	2264
10. Ben Tate	2006-pres.	455	4.91	2233
11. Kenny Irons	2005-06	454	4.81	2186
12. James Bostic	1991-93	396	5.26	2084
13. Lionel James	1980-83	348	6.14	2068
14. Secdrick McIntyre	1973-76	462	4.31	1992
15. Fob James	1952-55	317	6.03	1913
16. Phil Gargis	1973-76	456	4.13	1884
17. Tommie Agee	1983-86	356	4.87	1735
18. Jimmy Sidle	1962-64	326	5.22	1703
19. Brad Lester	2004-pres.	371	4.55	1689
20. Joe Childress	1953-55	321	5.19	1667
21. Curtis Kuykendall	1944-45	217	7.46	1619
22. Rudi Johnson	2000	324	4.84	1567
23. Terry Henley	1970-72	343	4.47	1534
23. Tommy Lorino	1956-58	227	6.55	1486
25. Monk Gafford	1940-42	221	6.40	1414
26. Mitzi Jackson	1973-75	243	5.65	1373
27. William Andrews	1976-78	267	5.04	1347
28. Ed Dyas	1958-60	261	4.97	1298
29. Tom Bryan	1964-66	265	4.32	1144
30. George Peoples	1978-81	239	4.54	1085
31. Tucker Frederickson	1962-64	260	4.15	1079
32. Bobby Hoppe	1955-57	194	5.56	1078
33. Charlie Hataway	1951-53	282	3.74	1055

Field Goals Made

Player	Seasons	Pct	FGA	FGM
1. John Vaughn	2003-06	.725	69	50
2. Damon Duval	1999-02	.608	74	45
Win Lyle	1987-89	.763	59	45
4. Al Del Greco	1980-83	.609	69	42
Jorge Portela	1977-79	.613	62	38
6. Scott Etheridge	1992-93	.791	43	34
7. Jim Von Wyl	1990-91	.667	48	32
8. Wes Byrum	2007-pres.	.689	45	31
John Riley	1967-69	.492	63	31
10. Jaret Holmes	1996-97	.730	37	27

Field Goal Percentage (Min. 10 Made)

Player	Seasons	FGM	FGA	Pct
1. Scott Etheridge	1992-93	34	43	.791
2. Matt Hawkins	1994-95	26	33	.788
3. Win Lyle	1987-89	45	59	.763
4. Jaret Holmes	1996-97	27	37	.730
5. John Vaughn	2003-06	50	69	.725
6. Ed Dyas	1958-60	17	24	.708
7. Wes Byrum	2007-pres.	31	45	.689
8. Gardner Jett	1970-72	23	34	.676
9. Jim Von Wyl	1990-91	32	48	.667
Robert McGinty	1984	12	18	.667

Punting Average (Min. 50 punts)

Player	Seasons	No	Yards	Avg
1. Terry Daniel	1992-94	169	7522	44.51
2. Kody Bliss	2003-06	202	8861	43.87
3. Damon Duval	1999-02	227	9842	43.36
4. Jaret Holmes	1996-97	110	4676	42.51
5. Skip Johnston	1977-79	172	7220	41.98
6. Brian Shulman	1986-88	157	6580	41.91
7. Clinton Durst	2008-pres.	76	3173	41.75
8. Lewis Colbert	1982-85	244	10179	41.72
9. Ryan Shoemaker	2007-pres.	56	2328	41.57
10. Tommy Lunceford	1965-67	171	7017	41.04

Quarterback Sacks (from 1981)

Player	Seasons	Total Yds.	Sacks
1. Quentin Groves	2004-07	169	26.0
Gerald Robinson	1982-85	150	26.0
3. Tracy Rocker	1985-88	146	21.0
Craig Olgetree	1986-89	117	21.0
5. Reggie Torbor	2000-03	128	18.5
6. Leonardo Carson	1996-99	123	17.0
Willie Whitehead	1991-94	108	17.0
8. Marcus Washington	1994-96	108	16.0
Gary Walker	1993-94	95	16.0
10. Antonio Coleman	2006-pres.	94	15.5
Stanley McClover	2004-05	99	15.5

2009 Auburn Football Statistics

RECORD.....	OVERALL	HOME	AWAY	NEUTRAL
ALL GAMES	2-0	2-0	0-0	0-0
CONFERENCE	1-0	1-0	0-0	0-0
NON-CONFERENCE	1-0	1-0	0-0	0-0

DATE	OPPONENT	W/L	SCORE	ATTEND
09/05/2009	LOUISIANA TECH	W	37-13	81,143
09/12/2009	MISSISSIPPI STATE*	W	49-24	85,269

TEAM STATISTICS	AU	OPP
SCORING	86	37
Points Per Game	43.0	18.5
FIRST DOWNS	56	33
Rushing	35	12
Passing	17	15
Penalty	4	6
RUSHING YARDAGE	691	263
Yards gained rushing	707	307
Yards lost rushing	16	44
Rushing Attempts	111	75
Average Per Rush	6.2	3.5
Average Per Game	345.5	131.5
TDs Rushing	7	1
PASSING YARDAGE	454	279
Comp-Att-Int	28-51-0	29-54-3
Average Per Pass	8.9	5.2
Average Per Catch	16.2	9.6
Average Per Game	227.0	139.5
TDs Passing	3	2
TOTAL OFFENSE	1145	542
Total Plays	162	129
Average Per Play	7.1	4.2
Average Per Game	572.5	271.0
KICK RETURNS: #-Yards	9-177	14-327
PUNT RETURNS: #-Yards	5-1	1-37
INT RETURNS: #-Yards	3-20	0-0
KICK RETURN AVERAGE	19.7	23.4
PUNT RETURN AVERAGE	0.2	37.0
INT RETURN AVERAGE	6.7	0.0
FUMBLES-LOST	5-2	3-1
PENALTIES-Yards	13-127	13-119
Average Per Game	63.5	59.5
PUNTS-Yards	7-226	12-501
Average Per Punt	32.3	41.8
Net punt average	24.1	41.7
TIME OF POSSESSION/Game	29:50	30:10
3RD-DOWN Conversions	14/26	10/28
3rd-Down Pct	54%	36%
4TH-DOWN Conversions	1/2	2/2
4th-Down Pct	50%	100%
SACKS BY-Yards	4-16	0-0
MISC YARDS	0	0
TOUCHDOWNS SCORED	11	4
FIELD GOALS-ATTEMPTS	3-3	3-3
ON-SIDE KICKS	0-0	0-0
RED-ZONE SCORES	8-9 89%	5-5 100%
RED-ZONE TOUCHDOWNS	7-9 78%	3-5 60%
PAT-ATTEMPTS	11-11 100%	4-4 100%
ATTENDANCE	166412	0
Games/Avg Per Game	2/83206	0/0
Neutral Site Games	0/0	0/0

SCORE BY QUARTERS	1st	2nd	3rd	4th	Total
Auburn	24	17	24	21	86
Opponents	7	20	3	7	37

RUSHING	GP	Att	Gain	Loss	Net	Avg	TD	Long	Avg/G
Ben Tate	2	40	277	3	274	6.8	1	35	137.0
Onterio McCalebb	2	38	268	6	262	6.9	2	48	131.0
Mario Fannin	2	9	79	4	75	8.3	0	23	37.5
Kodi Burns	2	17	56	1	55	3.2	4	11	27.5
Terrell Zachery	2	1	10	0	10	10.0	0	10	5.0
Chris Todd	2	2	9	0	9	4.5	0	6	4.5
Eric Smith	1	3	8	0	8	2.7	0	6	8.0
TEAM	1	1	0	2	-2	-2.0	0	0	-2.0
Total	2	111	707	16	691	6.2	7	48	345.5
Opponents	2	75	307	44	263	3.5	1	33	131.5

PASSING	G	Effic	Att-Cmp-Int	Pct	Yds	TD	Lng	Avg/G
Chris Todd	2	144.17	27-49-0	55.1	441	2	93	220.5
Kodi Burns	2	269.60	1-2-0	50.0	13	1	13	6.5
Total	2	149.09	28-51-0	54.9	454	3	93	227.0
Opponents	2	98.21	29-54-3	53.7	279	2	32	139.5

RECEIVING	G	No.	Yds	Avg	TD	Long	Avg/G
Darvin Adams	2	9	181	20.1	1	30	90.5
Mario Fannin	2	9	85	9.4	0	26	42.5
Terrell Zachery	2	5	139	27.8	1	93	69.5
Ben Tate	2	2	10	5.0	0	6	5.0
Jay Wisner	2	1	24	24.0	0	24	12.0
Lutzenkirchen	2	1	13	13.0	1	13	6.5
Kodi Burns	2	1	2	2.0	0	2	1.0
Total	2	28	454	16.2	3	93	227.0
Opponents	2	29	279	9.6	2	32	139.5

PUNT RETURNS	No.	Yds	Avg	TD	Long
Demond Washington	3	7	2.3	0	9
Mario Fannin	1	-5	-5.0	0	0
Anthony Gulley	1	-1	-1.0	0	0
Total	5	1	0.2	0	9
Opponents	1	37	37.0	1	10

INTERCEPTIONS	No.	Yds	Avg	TD	Long
Antonio Coleman	1	20	20.0	1	20
Daren Bates	1	0	0.0	0	0
T'Sharvan Bell	1	0	0.0	0	0
Total	3	20	6.7	1	20
Opponents	0	0	0.0	0	0

KICK RETURNS	No.	Yds	Avg	TD	Long
Onterio McCalebb	6	130	21.7	0	28
Mario Fannin	2	40	20.0	0	24
Tommy Trott	1	7	7.0	0	7
Total	9	177	19.7	0	28
Opponents	14	327	23.4	0	34

FUMBLE RETURNS	No.	Yds	Avg	TD	Long
Total	0	0	0.0	0	0
Opponents	0	0	0.0	0	0

SCORING	TD	FGs	PATs					Saf	Points
			Kick	Rush	Rcv	Pass	DXP		
Kodi Burns	4	0-0	0-0	0-0	0	0-0	0	0	24
Wes Byrum	0	3-3	11-11	0-0	0	0-0	0	0	20
O. McCalebb	2	0-0	0-0	0-0	0	0-0	0	0	12
Ben Tate	1	0-0	0-0	0-0	0	0-0	0	0	6
Lutzenkirchen	1	0-0	0-0	0-0	0	0-0	0	0	6
Terrell Zachery	1	0-0	0-0	0-0	0	0-0	0	0	6
Darvin Adams	1	0-0	0-0	0-0	0	0-0	0	0	6
Antonio Coleman	1	0-0	0-0	0-0	0	0-0	0	0	6
Total	11	3-3	11-11	0-0	0	0-0	0	0	86
Opponents	4	3-3	4-4	0-0	0	0-0	0	0	37

2009 Auburn Football Statistics

TOTAL OFFENSE	G	Plays	Rush	Pass	Total	Avg/G
Chris Todd	.2	51	9	441	450	225.0
Ben Tate	.2	40	274	0	274	137.0
Onterio McCalebb	.2	38	262	0	262	131.0
Mario Fannin	.2	9	75	0	75	37.5
Kodi Burns	.2	19	55	13	68	34.0
Terrell Zachery	.2	1	10	0	10	5.0
Eric Smith	.1	3	8	0	8	8.0
TEAM	.1	1	-2	0	-2	-2.0
Total	.2	162	691	454	1145	572.5
Opponents	.2	129	263	279	542	271.0

FIELD GOALS	FGM-FGA	Pct	01-19	20-29	30-39	40-49	50-99	Lg	Blk
Wes Byrum	3-3	100.0	0-0	1-1	0-0	2-2	0-0	49	0

FG SEQUENCE	Auburn	OPPONENTS
Louisiana Tech	(25),(49),(47)	(20),(46)
Mississippi State	--	(29)

Numbers in (parentheses) indicate field goal was made.

PUNTING	No.	Yds	Avg	Long	TB	FC	I20	Blkd
Clinton Durst	.6	226	37.7	47	1	2	3	0
TEAM	.1	0	0.0	0	0	0	0	1
Total	.7	226	32.3	47	1	2	3	1
Opponents	.12	501	41.8	49	0	3	2	0

KICKOFFS	No.	Yds	Avg	TB	OB	Retn	Net	YdLn
Morgan Hull	.10	673	67.3	0	1			
Wes Byrum	.5	329	65.8	0	0			
Total	.15	1002	66.8	0	1	327	45.0	25
Opponents	.9	562	62.4	0	0	177	42.8	27

ALL PURPOSE	G	Rush	Rec	PR	KOR	IR	Tot	Avg/G
Onterio McCalebb	.2	262	0	0	130	0	392	196.0
Ben Tate	.2	274	10	0	0	0	284	142.0
Mario Fannin	.2	75	85	-5	40	0	195	97.5
Darvin Adams	.2	0	181	0	0	0	181	90.5
Terrell Zachery	.2	10	139	0	0	0	149	74.5
Kodi Burns	.2	55	2	0	0	0	57	28.5
Jay Wisner	.2	0	24	0	0	0	24	12.0
Antonio Coleman	.2	0	0	0	0	20	20	10.0
Lutzenkirchen	.2	0	13	0	0	0	13	6.5
Chris Todd	.2	9	0	0	0	0	9	4.5
Eric Smith	.1	8	0	0	0	0	8	8.0
Demond Washington	.2	0	0	7	0	0	7	3.5
Tommy Trott	.2	0	0	0	7	0	7	3.5
Anthony Gulley	.2	0	0	-1	0	0	-1	-0.5
TEAM	.1	-2	0	0	0	0	-2	-2.0
Total	.2	691	454	1	177	20	1343	671.5
Opponents	.2	263	279	37	327	0	906	453.0

2009 Auburn Football Statistics

Defensive Statistics

DEFENSIVE LEADERS	GP	-----Tackles-----			TFL/Yds	-Sacks- No-Yards	-----Pass Def-----			----Fumbles----		Bikd Kick	Saf
		Solo	Ast	Total			Int-Yds	BrUp	QBH	Rcv-Yds	FF		
17 Josh Bynes	2	7	9	16	1
4 Zac Etheridge	2	12	4	16	0.5-2	.	.	.	1
46 Craig Stevens	2	10	5	15	3.5-7	1.0-2	.	1	2
15 Neiko Thorpe	2	8	2	10	.	.	1
52 Antonio Coleman	2	4	6	10	2.5-10	1.0-7	1-20	.	2
91 Jake Ricks	2	3	4	7	0.5-0	.	.	1	1	.	1	.	.
49 Michael Goggans	2	2	4	6	1.0-2	1.0-2	.	1	2
31 Adam Herring	2	3	3	6	0.5-1
25 Daren Bates	2	1	5	6	.	.	1-0	.	2
6 Walter McFadden	2	5	1	6	.	.	.	2
93 Mike Blanc	2	2	4	6	1.0-5	1.0-5	.	.	2
21 Eltoro Freeman	1	2	4	6	1
90 Nick Fairley	1	2	3	5	0.5-0	.	.	.	2	1-0	.	.	.
14 Demond Washington	2	1	3	4	2
11 Mike Slade	2	1	3	4
9A Chris Humphries	2	2	1	3	1.0-1
98 Zach Clayton	1	1	2	3
58 Harris Gaston	2	2	.	2
35 Jonathan Evans	2	.	2	2
33 Gabe Barrett	2	1	1	2
22 T'Sharvan Bell	2	2	.	2	.	.	1-0
95 Dee Ford	2	1	1	2	3
20 Drew Cole	2	1	1	2
8 Harry Adams	2	.	1	1
97 Clinton Durst	2	.	1	1
51 Watson Downs	1	.	1	1
36 Wade Christopher	1	.	1	1
Total	2	73	72	145	11-28	4-16	3-20	6	21	1-0	1	.	.
Opponents	2	95	66	161	7.0-20	0-0	.	5	8	2-0	2	1	.

Special Teams Tackles

SPECIAL TEAMS	-----Tackles-----		
	Solo	Ast	Total
15 Neiko Thorpe	2	1	3
11 Mike Slade	0	3	3
22 T'Sharvan Bell	2	0	2
33 Gabe Barrett	1	1	2
4 Zac Etheridge	1	0	1
46 Craig Stevens	1	0	1
8 Harry Adams	0	1	1
20 Drew Cole	0	1	1
25 Daren Bates	0	1	1
32 Demond Washington	0	1	1
36 Wade Christopher	0	1	1
95 Dee Ford	0	1	1
96 Chris Humphries	0	1	1

2009 Scoring Summaries

Plays	Yards	TOP	Qtr	Scoring Play
LOUISIANA TECH				
13	69	5:36	1	W. Byrum 25-yard field goal
10	66	3:27	1	K. Burns 1-yard run
3	29	0:23	2	W. Byrum 49-yard field goal
3	98	0:48	3	T. Zachery 93-yard pass from C. Todd
7	22	1:36	3	W. Byrum 47-yard field goal
9	72	3:07	4	D. Adams 17-yard pass from C. Todd
13	65	5:02	4	O. McCaleb 3-yard run
MISSISSIPPI STATE				
8	73	3:11	1	K. Burns 1-yard run
--	--	--	1	A. Coleman 20-yard interception return
5	80	1:36	2	O. McCaleb 48-yard run
8	78	1:13	2	K. Burns 1-yard run
7	81	2:51	3	P. Lutzenkirchen 13-yard pass from K. Burns
4	72	1:22	3	B. Tate 35-yard run
13	75	5:19	4	K. Burns 1-yard run

Average Scoring Drive: Plays: 7.9 Yards: 67.7 Time: 2:44

2009 Starting Lineups

Offense

	WR	TE	LT	LG	C	RG	RT	WR	HB	QB	TB
LOUISIANA TECH	Zachery	Trott	Ziamba	Isom	Pugh	Berry	McCain	Adams	Fannin	Todd	Tate
MISSISSIPPI STATE	Burns	Trott	Ziamba	Isom	Pugh	Berry	McCain	Adams	E. Smith	Todd	McCaleb
WEST VIRGINIA											
BALL STATE											
at Tennessee											
at Arkansas											
KENTUCKY											
at LSU											
OLE MISS											
FURMAN											
at Georgia											
ALABAMA											

Defense

	LE	LT	NG	RE	LB	LB	LB	CB	S	S	CB
LOUISIANA TECH	Coleman	Fairley	Ricks	Goggans	Stevens	Bynes	Herring	McFadden	Etheridge	Bates	Thorpe
MISSISSIPPI STATE	Coleman	Blanc	Ricks	Goggans	Stevens	Bynes	Herring	McFadden	Etheridge	Bates	Thorpe
WEST VIRGINIA											
BALL STATE											
at Tennessee											
at Arkansas											
KENTUCKY											
at LSU											
OLE MISS											
FURMAN											
at Georgia											
ALABAMA											

2009 Game-By-Game Team Statistics

Game	Score	First Downs			Rushing No-Yds-TD	Passing			Total Off. Pl-Yds	Punts No-Avg	Fum. F/L	Penalties No-Yds	3rd Dns	Time of Poss
		Tot	Ru-Pa-Pe	C-A-I		Yds	TD							
Louisiana Tech at Auburn	13 37	19 27	6-8-5 17-9-1	37-6-0 52-301-2	18-33-1 17-27-0	149 255	1 2	70-245 79-556	6-38.3 2-41.0	3/1 3/2	3-30 8-87	5-14 8-13	31:23 28:37	
Mississippi State at Auburn	24 49	14 29	6-7-1 18-8-3	38-167-1 59-390-5	11-21-2 11-24-0	130 199	1 1	59-297 83-589	6-45.2 5-28.8	0/0 2/0	10-89 5-40	5-14 6-13	28:57 31:03	
West Virginia at Auburn														
Ball State at Auburn														
at Tennessee Auburn														
at Arkansas Auburn														
Kentucky at Auburn														
at LSU Auburn														
Ole Miss at Auburn														
Furman at Auburn														
at Georgia Auburn														
Alabama at Auburn														

Miscellaneous Statistics

Average Time of Possession (by Quarter)

	<u>1</u>	<u>2</u>	<u>3</u>	<u>4</u>	<u>Total</u>
AUBURN	7:56	5:39	6:53	9:21	29:50
Opponent	7:04	9:20	8:07	5:38	30:10

Third Down Conversions (by Quarter)

	<u>1</u>	<u>2</u>	<u>3</u>	<u>4</u>	<u>Total</u>
AUBURN	3 of 6	3 of 6	3 of 8	5 of 6	14 of 26
<i>Pct.</i>	50.0	50.0	37.5	83.3	53.8
Opponents	1 of 4	4 of 10	1 of 8	4 of 6	10 of 28
<i>Pct.</i>	25.0	40.0	12.5	66.7	35.7

Third Down Conversions (by Yardage)

<u>Yards to go</u>	<u>1-3</u>	<u>4-6</u>	<u>7-10</u>	<u>11+</u>	<u>Total</u>
AUBURN	9 of 10	1 of 3	3 of 10	1 of 3	14 of 26
<i>Pct.</i>	83.3	50.0	25.0	100.0	53.8
Opponents	2 of 6	5 of 6	2 of 10	1 of 6	10 of 28
<i>Pct.</i>	33.3	75.0	25.0	0.0	35.7

Turnovers

Takeaways — 4, Giveaways — 2
 Difference — +2
 Points Off TOs — AU 14, Opp. 3
 Points Off TOs/Game — AU 7.0, Opp. 1.5

Kickoffs

Kickoffs — 15
 Byrum — 5 KO, 0 TB, 0 OB
 Hull — 10 KO, 0 TB, 1 OB
 Touchbacks — 0
 Out of Bounds — 1
 Opp. Returns — 14 for 327 yards (23.4)
 On-side kicks — 0-for-0

Red Zone

AU Scores/Times in Red Zone: 8/9 (.889)
 AU TDs/Times in Red Zone: 7/9 (.778)
 Scores (8): 7 TD, 1 FG
 Non-Scores (1): Fumble
 Opp. Scores/Times in Red Zone: 5/5 (1.000)
 Opp. TDs/Times in Red Zone: 3/5 (.600)
 Scores (5): 3 TD, 2 FG
 Non-Scores (0):

2009 Game-By-Game Individual Statistics

Rushing

<u>No.-Yds, TD</u>	<u>#18 Burns</u>	<u>#27 Fannin</u>	<u>#23 McCalebb</u>	<u>#44 Tate</u>	<u>#12 Todd</u>
LOUISIANA TECH	8-23, 1	0-0, 0	22-148, 1	20-117, 0	1-3, 0
MISSISSIPPI STATE	9-32, 3	9-75, 0	16-114, 1	20-157, 1	1-6, 0
WEST VIRGINIA					
BALL STATE					
at Tennessee					
at Arkansas					
KENTUCKY					
at LSU					
OLE MISS					
FURMAN					
at Georgia					
ALABAMA					

Receiving

<u>No.-Yds, TD</u>	<u>#89 Adams</u>	<u>#3 Benton</u>	<u>#84 Billings</u>	<u>#80 Blake</u>	<u>#27 Fannin</u>	<u>#13 Hawthorne</u>	<u>#81 Zachery</u>
LOUISIANA TECH	4-65, 1	0-0, 0	DNP	0-0, 0	8-82, 0	DNP	3-98, 1
MISSISSIPPI STATE	5-116, 0	0-0, 0	DNP	DNP	1-3, 0	DNP	2-41, 0
WEST VIRGINIA							
BALL STATE							
at Tennessee							
at Arkansas							
KENTUCKY							
at LSU							
OLE MISS							
FURMAN							
at Georgia							
ALABAMA							

<u>No.-Yds, TD</u>	<u>#43 Lutzenkirchen</u>	<u>#5 Trott</u>	<u>#23 McCalebb</u>	<u>#44 Tate</u>
LOUISIANA TECH	0-0, 0	0-0, 0	0-0, 0	2-10, 0
MISSISSIPPI STATE	1-13, 1	0-0, 0	0-0, 0	0-0, 0
WEST VIRGINIA				
BALL STATE				
at Tennessee				
at Arkansas				
KENTUCKY				
at LSU				
OLE MISS				
FURMAN				
at Georgia				
ALABAMA				

Passing

<u>C-A-Yds-Int, TD</u>	<u>#12 Todd</u>
LOUISIANA TECH	17-26-255-0, 2
MISSISSIPPI STATE	10-23-186-0, 0
WEST VIRGINIA	
BALL STATE	
at Tennessee	
at Arkansas	
KENTUCKY	
at LSU	
OLE MISS	
FURMAN	
at Georgia	
ALABAMA	

Field Goals

<u>Made. (Missed)</u>	<u>#18 Byrum</u>
LOUISIANA TECH	25, 49, 47
MISSISSIPPI STATE	--
WEST VIRGINIA	
BALL STATE	
at Tennessee	
at Arkansas	
KENTUCKY	
at LSU	
OLE MISS	
FURMAN	
at Georgia	
ALABAMA	

Punting

<u>No.-Avg. In 20</u>	<u>#97 Durst</u>
LOUISIANA TECH	2-41.0, 1
MISSISSIPPI STATE	4-36.0, 2
WEST VIRGINIA	
BALL STATE	
at Tennessee	
at Arkansas	
KENTUCKY	
at LSU	
OLE MISS	
FURMAN	
at Georgia	
ALABAMA	

2009 Game-By-Game Individual Statistics

Defensive Linemen

<u>Solo+Ast=Total</u>	<u>#93 Blanc</u>	<u>#98 Clayton</u>	<u>#52 Coleman</u>	<u>#90 Fairley</u>	<u>#49 Goggans</u>	<u>#91 Ricks</u>
LOUISIANA TECH	1+1=2	DNP	4+3=7	2+3=5	1+1=2	3+3=6
MISSISSIPPI STATE	1+3=4	1+2=3	0+3=3	0+0=0	1+3=4	0+1=1
WEST VIRGINIA						
BALL STATE						
at Tennessee						
at Arkansas						
KENTUCKY						
at LSU						
OLE MISS						
FURMAN						
at Georgia						
ALABAMA						

Linebackers

<u>Solo+Ast=Total</u>	<u>#17 Bynes</u>	<u>#35 Evans</u>	<u>#21 Freeman</u>	<u>#58 Gaston</u>	<u>#31 Herring</u>	<u>#46 Stevens</u>
LOUISIANA TECH	5+3=8	0+1=1	DNP	1+0=1	2+0=2	6+2=8
MISSISSIPPI STATE	2+6=8	0+1=1	2+4=6	1+0=1	1+3=4	4+3=7
WEST VIRGINIA						
BALL STATE						
at Tennessee						
at Arkansas						
KENTUCKY						
at LSU						
OLE MISS						
FURMAN						
at Georgia						
ALABAMA						

Defensive Backs

<u>Solo+Ast=Total</u>	<u>#25 Bates</u>	<u>#4 Etheridge</u>	<u>#6 McFadden</u>	<u>#11 Slade</u>	<u>#15 Thorpe</u>	<u>#14 Washington</u>
LOUISIANA TECH	1+2=3	6+2=8	1+1=2	1+2=3	3+0=3	1+1=2
MISSISSIPPI STATE	0+3=3	6+2=8	4+0=4	0+1=1	5+2=7	0+2=2
WEST VIRGINIA						
BALL STATE						
at Tennessee						
at Arkansas						
KENTUCKY						
at LSU						
OLE MISS						
FURMAN						
at Georgia						
ALABAMA						

Others

<u>Solo+Ast=Total</u>	<u>#8 Adams</u>	<u>#22 Bell</u>	<u>#20 Cole</u>	<u>#95 Ford</u>
LOUISIANA TECH	0+0=0	1+0=1	1+1=2	0+1=1
MISSISSIPPI STATE	0+1=1	1+0=1	0+0=0	1+0=1
WEST VIRGINIA				
BALL STATE				
at Tennessee				
at Arkansas				
KENTUCKY				
at LSU				
OLE MISS				
FURMAN				
at Georgia				
ALABAMA				

2009 Player Participation

Player	Pos.	2009 Games Played	2009 Starts	Career Games Played	Career Starts	Consec. Career Starts	Player	Pos.	2009 Games Played	2009 Starts	Career Games Played	Career Starts	Consec. Career Starts
Darvin Adams	WR	2	2	12	2	2	Darrell Roseman	OL	1	-	1	-	-
Harry Adams	DB	2	-	10	-	-	Aairon Savage	FS	-	-	19	15	-
Gabe Barrett	DB	2	-	2	-	-	Ryan Shoemaker	P	-	-	13	-	-
Daren Bates	DB	2	2	2	2	2	Mike Slade	DB	2	-	14	-	-
T'Sharvan Bell	DB	2	-	2	-	-	Eric Smith	RB	1	-	13	-	-
DeAngelo Benton	WR	2	-	2	-	-	Vance Smith	OL	2	-	14	2	-
Mike Berry	OL	2	2	20	10	7	Travante Stallworth	WR	2	-	2	-	-
Montez Billings	WR	-	-	33	20	11	Craig Stevens	LB	2	2	27	22	15
Emory Blake	WR	1	-	1	-	-	John Sullen	OL	2	-	2	-	-
Mike Blanc	DL	2	1	26	7	1	Ben Tate	RB	2	1	36	10	-
Jorell Bostrom	OL	2	-	2	-	-	Neiko Thorpe	DB	2	2	13	3	2
Kodi Burns	QB	2	1	21	9	1	Chris Todd	QB	2	2	9	7	2
Josh Bynes	LB	2	2	19	10	10	Tommy Trott	TE	2	2	41	24	2
Wes Byrum	K	2	-	26	-	-	Demond Washington	DB	2	-	2	-	-
Quindarius Carr	WR	2	-	14	-	-	Derek Winter	WR	2	-	10	-	-
Antoine Carter	DE	-	-	23	1	-	Jay Wisner	WR	2	-	2	-	-
Neil Caudle	QB	2	-	5	-	-	Terrell Zachery	WR	2	1	15	1	-
Wade Christopher	LB	2	-	4	-	-	Lee Ziemba	OT	2	2	27	27	27
Zach Clayton	DT	1	-	22	1	-							
Drew Cole	DB	2	-	13	-	-							
Antonio Coleman	DE	2	2	39	20	4							
Jared Cooper	OL	2	-	8	-	-							
Clayton Crofoot	H	2	-	14	-	-							
John Cubelic	WR	-	-	1	-	-							
John Douglas	RB	2	-	5	1	-							
Watson Downs	LB	1	-	1	-	-							
Clinton Durst	P	2	-	13	-	-							
Bart Eddins	OL	2	-	17	-	-							
Zac Etheridge	SS	2	2	29	26	17							
Jonathan Evans	LB	2	-	2	-	-							
Nick Fairley	DL	2	1	2	1	-							
Mario Fannin	RB	2	1	30	6	-							
Dee Ford	DE	2	-	2	-	-							
Eltoro Freeman	LB	1	-	1	-	-							
Harris Gaston	LB	2	-	2	-	-							
Michael Goggans	DE	2	2	27	14	14							
A.J. Greene	OL	1	-	2	-	-							
Anthony Gulley	WR	2	-	2	-	-							
Josh Harris	DS	2	-	2	-	-							
Tim Hawthorne	WR	-	-	25	4	-							
Adam Herring	LB	2	2	13	2	2							
D'Antoine Hood	DB	-	-	12	1	-							
Morgan Hull	K	2	-	11	-	-							
Chris Humphries	DL	2	-	2	-	-							
Byron Isom	OL	2	2	14	9	2							
Jason King	RB	1	-	1	-	-							
Philip Lutzenkirchen	TE	2	-	2	-	-							
Derrick Lykes	DL	2	-	2	-	-							
Andrew McCain	OL	2	2	29	2	2							
Onterio McCalebb	RB	2	1	2	1	1							
Walter McFadden	DB	2	2	38	14	14							
Gabe McKenzie	TE	2	-	40	1	-							
Mike McNeil	DB	-	-	25	12	-							
Ikeem Means	DB	1	-	1	-	-							
Philip Pierre-Louis	WR	-	-	1	-	-							
Ryan Pugh	OL	2	2	22	21	17							
Spencer Pybus	LB	-	-	12	-	-							
Ashton Richardson	LB	2	-	2	-	-							
Jake Ricks	DT	2	2	33	2	2							

Top Ten Career Games Played (Active)

1.	Tommy Trott	41
2.	Gabe McKenzie	39
	Antonio Coleman	39
4.	Walter McFadden	38
5.	Ben Tate	36
6.	Montez Billings	33
	Jake Ricks	33
8.	Mario Fannin	30
9.	Zac Etheridge	29
	Andrew McCain	29

Top Ten Career Games Started (Active)

1.	Lee Ziemba	27
2.	Zac Etheridge	26
3.	Tommy Trott	24
4.	Craig Stevens	22
5.	Ryan Pugh	21
6.	Montez Billings	20
	Antonio Coleman	20
8.	Aairon Savage	15
9.	Michael Goggans	14
	Walter McFadden	14

Top Five Consecutive Starts (Active)

1.	Lee Ziemba	27
2.	Zac Etheridge	17
	Ryan Pugh	17
4.	Craig Stevens	15
5.	Michael Goggans	14
	Walter McFadden	14

2008 Superlatives

Auburn Team Superlatives

Points Scored	49	vs. Mississippi State (9/12)
Low	37	vs. Louisiana Tech (9/5)
First Downs	29	vs. Mississippi State (9/12)
Low	27	vs. Louisiana Tech (9/5)
Rushing Plays	59	vs. Mississippi State (9/12)
Low	52	vs. Louisiana Tech (9/5)
Net Rushing Yards	390	vs. Mississippi State (9/12)
Low	301	vs. Louisiana Tech (9/5)
Passes Attempted	27	vs. Louisiana Tech (9/5)
Low	24	vs. Mississippi State (9/12)
Passes Completed	17	vs. Louisiana Tech (9/5)
Low	11	vs. Mississippi State (9/12)
Had Intercepted	0	vs. Louisiana Tech (9/5)
Low	0	vs. Mississippi State (9/12)
Net Passing Yards	255	vs. Louisiana Tech (9/5)
Low	199	vs. Mississippi State (9/12)
Total Offensive Plays	83	vs. Mississippi State (9/12)
Low	79	vs. Louisiana Tech (9/5)
Total Net Offense	589	vs. Mississippi State (9/12)
Low	556	vs. Louisiana Tech (9/5)
Fumbles	3	vs. Louisiana Tech (9/5)
Low	2	vs. Mississippi State (9/12)
Fumbles Lost	2	vs. Louisiana Tech (9/5)
Low	0	vs. Mississippi State (9/12)
Penalties	8	vs. Louisiana Tech (9/5)
Low	5	vs. Mississippi State (9/12)
Penalty Yards	87	vs. Louisiana Tech (9/5)
Low	40	vs. Mississippi State (9/12)

Auburn Individual Superlatives

Rushing Attempts	22	by Onterio McCalebb vs. La Tech (9/5)
Net Rushing Yards	157	by Ben Tate vs. Mississippi State (9/12)
Rushing TDs	3	by Kodi Burns vs. Mississippi St. (9/12)
Pass Attempts	26	by Chris Todd vs. La Tech (9/5)
Pass Completions	17	by Chris Todd vs. La Tech (9/5)
Had Intercepted	--	
Net Passing Yards	255	by Chris Todd vs. La Tech (9/5)
Passing TDs	2	by Chris Todd vs. La Tech (9/5)
Receptions	8	by Mario Fannin vs. La Tech (9/5)
Receiving Yards	116	by Darvin Adams Mississippi St. (9/12)
TD Receptions	1	three times last by P. Lutzenkirchen vs. Mississippi St. (9/12)
Punts	4	by Clinton Durst vs. Mississippi St. (9/12)
Punt Average	41.0	by Clinton Durst vs. La Tech (9/5)
Punts Inside 20	2	by Clinton Durst vs. Mississippi St. (9/12)
Punt Returns	3	by D. Washington vs. Mississippi St. (9/12)
Punt Return Yards	7	by D. Washington vs. Mississippi St. (9/12)
Kickoff Returns	4	by O. McCalebb vs. vs. Mississippi St. (9/12)
Kickoff Return Yards	81	by O. McCalebb vs. vs. Mississippi St. (9/12)
FG Attempts	3	by Wes Byrum vs. La Tech (9/5)
FG Made	3	by Wes Byrum vs. La Tech (9/5)
Interception Yards	20	by Antonio Coleman vs. Mississippi St. (9/12)

Auburn Individual Long Plays

Rushing	48	by O. McCalebb vs. Mississippi St. (9/12)
Passing	93	by Chris Todd vs. La Tech (9/5)
Receiving	93	by Terrell Zachery vs. La Tech (9/5)
Field Goal	49	by Wes Byrum vs. La Tech (9/5)
Punt	47	by Clinton Durst vs. La Tech (9/5)
Punt Return	9	by D. Washington vs. Mississippi St. (9/12)
Kickoff Return	28	by O. McCalebb vs. Mississippi St. (9/12)
Interception Return	20	by Antonio Coleman vs. Mississippi St. (9/12)

Opponent Team Superlatives

Points Scored	24	by Mississippi State (9/12)
Low	13	by Louisiana Tech (9/5)
First Downs	19	by Louisiana Tech (9/5)
Low	14	by Mississippi State (9/12)
Rushing Plays	38	by by Mississippi State (9/12)
Low	37	by Louisiana Tech (9/5)
Net Rushing Yards	167	by by Mississippi State (9/12)
Low	96	by Louisiana Tech (9/5)
Passes Attempted	33	by Louisiana Tech (9/5)
Low	21	by Mississippi State (9/12)
Passes Completed	18	by Louisiana Tech (9/5)
Low	11	by Mississippi State (9/12)
Had Intercepted	2	by by Mississippi State (9/12)
Low	1	by Louisiana Tech (9/5)
Net Passing Yards	149	by Louisiana Tech (9/5)
Low	130	by Mississippi State (9/12)
Total Offensive Plays	70	by Louisiana Tech (9/5)
Low	59	by Mississippi State (9/12)
Total Net Offense	297	by by Mississippi State (9/12)
Low	245	by Louisiana Tech (9/5)
Fumbles	3	by Louisiana Tech (9/5)
Low	0	by Mississippi State (9/12)
Fumbles Lost	1	by Louisiana Tech (9/5)
Low	0	by Mississippi State (9/12)
Penalties	10	by by Mississippi State (9/12)
Low	3	by Louisiana Tech (9/5)
Penalty Yards	89	by by Mississippi State (9/12)
Low	30	by Louisiana Tech (9/5)

Opponent Individual Superlatives

Rushing Attempts	20	by Anthony Dixon of Mississippi State (9/12)
Net Rushing Yards	92	by Anthony Dixon of Mississippi State (9/12)
Rushing TDs	1	by Anthony Dixon of Mississippi State (9/12)
Pass Attempts	33	by Ross Jenkins of Louisiana Tech (9/5)
Pass Completions	18	by Ross Jenkins of Louisiana Tech (9/5)
Had Intercepted	2	by Chris Relf of Mississippi State (9/12)
Net Passing Yards	149	by Ross Jenkins of Louisiana Tech (9/5)
Passing TDs	1	by Ross Jenkins of Louisiana Tech (9/5)
		by Tyson Lee of Mississippi State (9/12)
Receptions	5	by Phillip Livas of Louisiana Tech (9/5)
Receiving Yards	60	by Leon Berry of Mississippi State (9/12)
TD Receptions	1	by Dennis Morris of Louisiana Tech (9/5)
		by Christian Ducre of Mississippi St. (9/12)
Punts	6	by Cade Glasgow of Louisiana Tech (9/5)
		by Heath Hutchins of Mississippi St. (9/12)
Punt Average	45.2	by Heath Hutchins of Mississippi St. (9/12)
Punts Inside 20	1	by Cade Glasgow of Louisiana Tech (9/5)
		by Heath Hutchins of Mississippi St. (9/12)
Punt Returns	1	by P. Hanrahan of Mississippi State (9/12)
Punt Return Yards	27	by P. Hanrahan of Mississippi State (9/12)
Kickoff Returns	7	by Leon Berry of Mississippi State (9/12)
Kickoff Return Yards	186	by Leon Berry of Mississippi State (9/12)
FG Attempts	2	by Matt Nelson of Louisiana Tech (9/5)
FG Made	2	by Matt Nelson of Louisiana Tech (9/5)
Interceptions	--	
Interception Yards	--	

Opponent Individual Long Plays

Rushing	33	by Ross Jenkins of Louisiana Tech (9/5)
Passing	32	by Chris Relf of Mississippi State (9/12)
Receiving	32	by Leon Berry of Mississippi State (9/12)
Field Goal	46	by Matt Nelson of Louisiana Tech (9/5)
Punt	49	by Cade Glasgow of Louisiana Tech (9/5)
		by Heath Hutchins of Mississippi St. (9/12)
Punt Return	27	by P. Hanrahan of Mississippi State (9/12)
Kickoff Return	34	by Leon Berry of Mississippi State (9/12)
Interception Return	--	

2009 Plays Of 20+ Yards

Yards	Type	Player(s)	Opponent	Qtr.
93 (TD)	pass	Terrell Zachery from Chris Todd	Louisiana Tech	3rd
48 (TD)	run	Onterio McCalebb	Mississippi State	2nd
35 (TD)	run	Ben Tate	Mississippi State	3rd
33	pass	Terrell Zachery from Chris Todd	Mississippi State	4th
30	pass	Darvin Adams from Chris Todd	Mississippi State	1st
28	pass	Darvin Adams from Chris Todd	Louisiana Tech	4th
28	pass	Darvin Adams from Chris Todd	Mississippi State	2nd
26	pass	Mario Fannin from Chris Todd	Louisiana Tech	1st
24	pass	Jay Wisner from Chris Todd	Mississippi State	3rd
23	run	Mario Fannin	Mississippi State	1st
21	pass	Darvin Adams from Chris Todd	Mississippi State	2nd
21	run	Ben Tate	Mississippi State	3rd
20	pass	Mario Fannin from Chris Todd	Louisiana Tech	2nd
20	pass	Darvin Adams from Chris Todd	Mississippi State	2nd

Play Breakdown

BY PLAY

Pass.....	10
Run	4

BY GAME

Louisiana Tech	4
Mississippi State	10
West Virginia	-
Ball State	-
at Tennessee	-
at Arkansas	-
Kentucky.....	-
at LSU	-
Ole Miss	-
Furman.....	-
at Georgia	-
Alabama	-

BY QUARTER

1st	3
2nd.....	5
3rd	4
4th	2

RUSHING

Ben Tate	2
Mario Fannin	1
Onterio McCalebb	1

PASSING

Chris Todd	10
------------------	----

RECEIVING

Darvin Adams	5
Mario Fannin	2
Terrell Zachery.....	2
Jay Wisner.....	1

The Last Time ...

An Auburn Team

Had 35 First Downs... vs. Western Carolina, 2002 (37)
Had 30 First Downs... vs. Tennessee, 2004 (31)
Had 400 yards rushing... vs. Mississippi State, 2003 (405)
Had 300 yards rushing... vs. Mississippi State, 2009 (390)
Had 300 yards rushing in consecutive games... vs. Louisiana Tech (301); vs. Mississippi State (390), 2009
Had 50 or more rushing attempts... vs. Louisiana Tech, 2009 (52)
Had six or more rushing TDs... at Kentucky, 2005 (6)
Had five or more rushing TDs... vs. Mississippi State, 2009 (5)
Had four or more rushing TDs... vs. Mississippi State, 2009 (5)
Had 350 or more yards passing... vs. Tennessee, 2004 (374)
Had 300 or more yards passing... at Ole Miss, 2008 (319)
Had 50 or more pass attempts... vs. Mississippi State, 1997 (54)
Had 30 or more pass completions... vs. Arkansas, 1995 (34)
Had five TDs passing... vs. Louisiana Tech, 2001 (5)
Had four TDs passing... vs. Louisiana Tech, 2004 (4)
Had three TDs passing... vs. Tulane, 2006 (3)
Had 500 or more yards total offense... vs. Mississippi State, 2008 (589)
Had 500 or more yards total offense in consecutive games... vs. Louisiana Tech (556), vs. Mississippi State, 2009 (589)
Had 80 or more total plays... vs. Clemson [Chick-fil-A], 2007 (90)
Scored 70 or more points... vs. Louisiana-Monroe, 2003 (73)
Scored 60 or more points... vs. Ball State, 2005 (63)
Scored 50 or more points... vs. New Mexico State, 2007 (55)
Scored 40 or more points... vs. New Mexico State, 2007 (55)
Had five or more fumbles... vs. Southern Miss (5), 2008
Did not commit a turnover... at LSU, 2007
Had 200-yard rusher and 100-yard receiver in a game... vs. Syracuse, 2002 (Carnell Williams [202 rush] and Marcel Willis [113 receiving])
Had 150-yard rusher and 150-yard receiver in a game... at Arkansas, 2001 (Carnell Williams [177 rush] and Tim Carter [156 receiving])
Had 100-yard receiver and 100-yard rusher in a game... vs. Mississippi State, 2009 (Ben Tate [157 rush], Oterio McCaleb [114 rush], Darvin Adams [116 rec])
Had two 100-yard rushers in a game... vs. Mississippi State, 2009 (Ben Tate [157] and Oterio McCaleb [114])
Had two 150-yard rushers in a game... vs. Mississippi State, 2003 (Brandon Jacobs [182] and Carnell Williams [164])
Had three 100-yard rushers in a game ... vs. Maryland, 1983 (Tommie Agee [219], Lionel James [115] and Bo Jackson [105])
Had two 100-yard receivers in a game... vs. LSU, 1999 (Ronney Daniels [120] and Markeith Cooper [105])
Had a 60-yard run and a 60-yard pass in a game ... vs. Alabama, 2003 (Carnell Williams 80 rush, Jason Campbell to Ben Obomanu 64 pass)
Had three players with 2 rushing TDs... vs. Louisiana-Monroe, 2003 (Carnell Williams [2], Brandon Jacobs [2], Tre Smith [2])
Had two players with seven or more catches in a game ... Courtney Taylor vs. Alabama, 2003 (7), Silas Daniels vs. Alabama, 2003 (7)
Scored a touchdown on offense, defense and special teams... vs. Louisiana-Monroe, 2008 (2 offense [1 pass, 1 rush], 1 defense [fumble return], 1 special team [punt return])
Scored on the first offensive play ... vs. Alabama, 2003 (Carnell Williams, 80 yard run)
Returned a punt for a TD... vs. Louisiana-Monroe, 2008 (Robert Dunn) [66 yards]
Returned a kickoff for a TD... vs. Tennessee-Martin, 2008 (Tristan Davis) [95 yards]
Returned opening kickoff for a TD... vs. Tennessee-Martin, 2008 (Tristan Davis) [95 yards]
Returned three Interceptions for TDs... vs. LSU, 1994 (Ken Alvis, Fred Smith, Brian Robinson)
Returned two Interceptions for TDs... vs. LSU, 1994 (Ken Alvis, Fred Smith, Brian Robinson)
Returned an Interception for a TD... vs. LSU, 2008 (Gabe McKenzie) [24]
Returned two fumbles for TDs... vs. Vanderbilt, 2002 (Spencer Johnson, Karlos Dansby)
Returned a fumble for a TD... vs. Tennessee, 2008 (Jake Ricks) [0]
Blocked a punt ... vs. Florida, 2006 (Jerraud Powers)
Blocked two punts... vs. La-Monroe, 2003 (3 - Justin Fetsko [2], Donnay Young)
Blocked three punts ... vs. La-Monroe, 2003 (3 - Justin Fetsko [2], Donnay Young)
Returned a blocked punt for a TD... vs. Florida, 2006 (Tre Smith)
Blocked a field goal ... vs. Georgia, 2008 (Tez Doolittle)
Blocked two field goals in a game... at Georgia, 2001 (Alton Moore, 2)
Blocked a PAT attempt ... vs. Alabama, 2008 (Mike McNeill)
Blocked two PAT attempt ... vs. LSU, 1998 (Charles Dorsey, 2)

Missed a kicking PAT... vs. Georgia, 2008 (mishandled snap)
Had a punt blocked... at Mississippi State, 2009 (Clinton Durst)
Had a field goal blocked... at Alabama, 2008 (Morgan Hull)
Had a successful on-side kick... at West Virginia, 2008 (Wes Byrum/Wes Byrum)
Was held scoreless... at Alabama, 2008 (0-36)
Was held scoreless at Jordan-Hare Stadium... vs. Southern California, 2003 (0-23)
Held an opponent scoreless... vs. Louisiana-Monroe, 2008 (34-0)
Held an opponent scoreless at Jordan-Hare Stadium... vs. La-Monroe, 2008 (34-0)
Held an opponent to five or less first downs... vs. Ball State, 2001 (5)
Held an opponent to 10 or less first downs... vs. Tennessee, 2008 (9)
Intercepted five or more passes... at Tennessee, 2004 (5)
Intercepted four or more passes... at Tennessee, 2004 (5)
Held an opponent to 300 or less yards total offense... vs. Mississippi State, 2009 (297)
Held an opponent to 200 or less yards total offense... vs. Tennessee, 2008 (191)
Held an opponent to 150 or less yards total offense... at Mississippi State, 2008 (116)
Held an opponent to 100 or less yards total offense... vs. Ball State, 2001 (92)
Held an opponent to 100 or less yards rushing... vs. Louisiana Tech, 2009 (96)
Held an opponent to 50 or less yards rushing... vs. Tennessee-Martin, 2008 (38)
Held an opponent to negative yards rushing... vs. Florida, 2001 (-36)
Held an opponent to 100 or less yards passing... vs. Tennessee, 2008 (67)
Held an opponent without a touchdown... at Mississippi State, 2008
Scored a safety... vs. Arkansas, 2008 (Team)
Scored on a fake field goal... vs. Vanderbilt, 2000 (Duval pass to Diamond)
Scored an offensive two-point conversion ... at Alabama, 2006 (Lee Guess pass from Carl Stewart)
Scored two or more offensive two-point conversions... vs. Florida, 2002 [2]
Scored a defensive two-point conversion... vs. LSU, 1998 (Brad Ware)
Had 10 or more penalties... vs. Vanderbilt, 2007 (11)
Had 100 or more penalty yards... at Ole Miss, 2000 (112)
Had 35 minutes time of possession... at West Virginia, 2008 (35:19)
Was involved in a game that ended in a tie... vs. Georgia, 1994 (23-23)
Was involved in an overtime game... vs. Clemson [Chick-fil-A], 2007 (23-20 win)
Won a game without scoring an offensive touchdown ... at Miss. State, 2008 (3-2)

An Auburn Player

Rushed 40 times in a game... Carnell Williams vs. Syracuse, 2002 (40)
Rushed 35 times in a game... Kenny Irons at Georgia, 2005 (37)
Rushed 30 times in a game... Kenny Irons at Arkansas, 2005 (33)
Rushed for 200 yards in a game... Kenny Irons at LSU, 2005 (218)
Rushed for 150 yards in a game... Ben Tate vs. Mississippi State, 2009 (157)
Rushed for 100 yards in a game... Ben Tate vs. Mississippi State, 2009 (157); Oterio McCaleb vs. Mississippi State, 2009 (114)
Quarterback rushed for 100 yards in a game... Kodi Burns vs. Tennessee-Martin, 2008 (158)
Rushed for 100 yards in five consecutive games... Kenny Irons vs. Alabama (103), at Georgia (179), at Kentucky (103), vs. Ole Miss (101), at LSU (218), 2005
Rushed for 100 yards in four consecutive games... Kenny Irons vs. Alabama (103), at Georgia (179), at Kentucky (103), vs. Ole Miss (101)
Rushed for 100 yards in three consecutive games... Kenny Irons vs. Alabama (103), at Georgia (179), at Kentucky (103), 2005
Rushed for 100 yards in consecutive games... Ben Tate vs. Louisiana Tech (117), Mississippi State, 2009 (157); Oterio McCaleb vs. Louisiana Tech (148), Mississippi State, 2009 (114)
Rushed for 150 yards in three consecutive games... Carnell Williams vs. Tennessee (185), at Arkansas (150), vs. Mississippi State (164), 2003
Rushed for 150 yards in consecutive games... Kenny Irons at Arkansas (182), at LSU (218), 2005
Rushed for 4 or more TDs in a game... Carnell Williams vs. Mississippi State, 2003 (6)
Rushed for 3 or more TDs in a game... Kodi Burns vs. Mississippi State, 2009 (3)
Rushed for 2 or more TDs in four consecutive games... Carnell Williams vs. Western Carolina (2), vs. Vanderbilt (2), at Miss. State (2), vs. Syracuse (2), 2002
Rushed for 2 or more TDs in three consecutive games... Ronnie Brown at Florida (2), vs. LSU (2), at Ole Miss (3), 2002
Passed for 400 yards in a game... Ben Leard at Georgia, 1999 (416)
Passed for 300 yards in a game... Brandon Cox vs. Georgia Tech, 2005 (342)
Attempted 50 passes in a game... Dameyune Craig vs. Mississippi State, 1997 (54)
Attempted 40 passes in a game... Kodi Burns at Ole Miss, 2008 (43)
Threw five TDs in a game... Daniel Cobb vs. Louisiana Tech, 2001 (5)
Threw four TDs in a game... Daniel Cobb vs. Louisiana Tech, 2001 (5)

The Last Time ...

Threw three TDs in a game... Brandon Cox vs. Tulane, 2006 (3)
Had 400 yards total offense in a game... Jason Campbell vs. Tennessee, 2004 (431)
Had 300 yards total offense in a game... Kodi Burns at Ole Miss, 2008 (340)
Accounted for four or more TDs in a game... Kodi Burns vs. Mississippi State, 2009 (4)
Accounted for three or more TDs in a game... Kodi Burns vs. Mississippi State, 2009 (4)
Caught 15 passes in a game... Willie Gosha vs. Arkansas, 1995 (17)
Caught 10 or more passes in a game... Ronney Daniels vs. Central Florida, 1999 (10)
Caught seven or more passes in a game... Mario Fannin vs. Louisiana Tech, 2009 (8)
Had 200 or more yards receiving in a game... Ronney Daniels at Georgia, 1999 (249)
Had 150 or more yards receiving in a game... Ben Obomanu vs. Ole Miss, 2003 (150)
Had 100 or more yards receiving in a game... Darvin Adams vs. Miss. State, 2009 (116)
Had 100 yards receiving in consecutive games... Courtney Taylor at Ole Miss (108); vs. Arkansas State (116), 2006
Caught four or more TD passes in a game... Alexander Wright vs. Pacific, 1987 (4)
Caught three or more TD passes in a game... Alexander Wright vs. Pacific, 1987 (4)
Caught two or more TD passes in a game... Robert Dunn vs. Tennessee Tech, 2007 (2)
Scored 15 or more points kicking... John Vaughn vs. Washington State, 2006 (16)
Scored 10 or more points kicking... Wes Byrum vs. Louisiana Tech, 2009 (13)
Kicked five or more field goals in a game... Jaret Holmes vs. UAB, 1996 (5)
Kicked four or more field goals in a game... John Vaughn vs. Florida, 2006 (4)
Had 150 kickoff return yards in a game... Tristan Davis vs. Arkansas, 2008 (182)
Had 100 punt return yards in a game... Robert Dunn vs. Southern Miss, 2008 (103)
Scored four or more TDs... Carnell Williams vs. Mississippi State, 2003 (6 rush)
Scored three or more TDs... Mario Fannin vs. New Mexico State, 2007 (3 rush)
Scored a rushing and receiving TD in a game... Mario Fannin vs. Georgia, 2008
Had an 80-yard run... Carnell Williams vs. Alabama, 2003 (80)
Had a 70-yard run... Tristan Davis at Kentucky, 2005 (75)
Had a 60-yard run... Mario Fannin vs. New Mexico State, 2007 (67)
Completed an 80-yard pass... Chris Todd to Terrell Zachery vs. Louisiana Tech, 2009 (93)
Completed a 70-yard pass... Chris Todd to Terrell Zachery vs. Louisiana Tech, 2009 (93)
Completed a 60-yard pass... Chris Todd to Terrell Zachery vs. Louisiana Tech, 2009 (93)
Kicked a field goal of 50 or more yards... Wes Byrum vs. Southern Miss, 2008 (52)
Kicked a field goal of 50 or more yards in consecutive games... John Vaughn, 2006; at Mississippi State (55), vs. Washington State (52)
Kicked two field goals of 50 or more yards in a game... Win Lyle vs. Tennessee, 1987 [55, 52]
Had a 70-yard punt... Kody Bliss vs. Tualne, 2006 (71)
Had a 60-yard punt... Ryan Shoemaker vs. New Mexico State, 2007 (67)
Blocked a field goal in a game... Tez Doolittle vs. Georgia, 2008
Blocked two field goals in a game... Alton Moore at Georgia, 2001
Blocked a PAT attempt ... Mike McNeill at Alabama, 2008
Blocked two PAT attempts ... Charles Dorsey vs. LSU, 1998 (2)
Blocked a punt in a game... Jerraud Powers vs. Florida, 2006
Blocked two punts in a game... Justin Fetsko vs. Louisiana-Monroe, 2003 (2)
Intercepted three or more passes in a game... Junior Rosegreen at Tennessee, 2004 (4)
Intercepted two or more passes in a game... Jonathan Wilhite vs. New Mexico State, 2007 (2)
Intercepted a pass in consecutive games... Jerraud Powers, 2007; at Georgia; vs. Alabama, 2007
Intercepted a pass in three consecutive games... Jerraud Powers, 2007; vs. Tennessee Tech, at Georgia; vs. Alabama
Recovered two fumbles in a game... Sen'Derrick Marks at Alabama, 2006 (2)
Forced two fumbles in a game... Quentin Groves at Alabama, 2006 (2)

An Auburn Opponent

Scored 50 or more points... Georgia, 1996 (56) [4 OT]
Scored 40 or more points... Arkansas, 2001 (42)
Had 350 or more yards rushing... Arkansas, 2002 (426)
Had 300 or more yards rushing... Arkansas, 2002 (426)
Had 250 or more yards rushing... Arkansas, 2006 (279)
Had 50 or more rushing attempts... Alabama, 2008 (50)
Had 400 yards passing... Louisiana Tech, 2000 (433)
Had 350 yards passing... Tennessee, 2003 (355)
Had 300 yards passing... LSU, 2007 (319)
Had 50 or more pass attempts... Kansas State, 2007 (57)
Had 40 or more pass attempts... Tennessee-Martin, 2008 (46)
Had 30 or more pass completions... Kansas State, 2007 (32)
Had 25 or more pass completions... Tennessee-Martin, 2008 (27)
Had four or more TDs passing... Florida, 2000 [SEC Championship] (4)

Had three or more TDs passing... LSU, 2007 (3)
Had five passes intercepted... Tennessee, 2004 (5)
Had four passes intercepted... LSU, 2002 (4)
Had 600 yards total offense... Florida, 1996 (625)
Had 500 yards total offense... Wisconsin, 2006 [Capital One] (548)
Had 400 yards total offense... at Alabama, 2008 (412)
Had five or more fumbles... South Carolina, 2005 (5)
Lost four or more fumbles... at Mississippi State, 2002 (4)
Returned a punt for a TD... LSU, 2005 (Skyler Green, 66 yards)
Returned a kickoff for a TD... Alabama, 2003 (Brandon Brooks, 96 yards)
Returned an interception for a TD... Mississippi State, 2007 (Derek Pegues) (20 yards)
Returned a fumble for a TD... Arkansas, 1997 (C.J. McLain) (52 yards)
Blocked an Auburn punt... Mississippi State, 2009
Blocked an Auburn field goal... Alabama, 2008 (Bobby Greenwood)
Held Auburn to 300 yards total offense... Alabama, 2008 (170)
Held Auburn to 200 yards total offense... Alabama, 2008 (170)
Held Auburn below 100 yards rushing... Alabama, 2008 (57)
Held Auburn below 50 yards rushing... Georgia Tech, 2003 (40)
Held Auburn to negative yards rushing... Tennessee, 1997 (-15)
Held Auburn below 100 yards passing... Vanderbilt, 2008 (98)
Held Auburn to 10 or less first downs... Alabama, 2008 (8)
Had 10 or more penalties... Arkansas, 2007 (10)
Had 100 or more yards in penalties... Arkansas, 2007 (100)
Had two 100-yard rushers in a game... Arkansas, 2006 [Darren McFadden, 145; Felix Jones, 104]
Had two 100-yard receivers in a game... Tulane, 2006 [Preston Brown, 139; Damarcus Davis, 126]
Had a 100-yard rusher and a 100-yard receiver... Tulane, 2006 [Matt Forte, 117; Preston Brown, 139 rec.; Damarcus Davis, 126 rec.]
Had a 100-yard rusher and two 100-yard receivers... Tulane, 2006 [Matt Forte, 117; Preston Brown, 139 rec.; Damarcus Davis, 126 rec.]
Did Not Have a Turnover ... Alabama, 2008
Scored a safety... Mississippi State, 2008 (Ryan Pugh holding penalty)
Scored a two-point conversion... Alabama, 2005
Had 35 minutes time of possession... Arkansas, 2008 (35:02)

An Opposing Player

Rushed for 200 yards in a game... Noel Devine, West Virginia, 2008 (207)
Rushed for 150 yards in a game... Noel Devine, West Virginia, 2008 (207)
Rushed for 100 yards in a game... Glen Coffee, Alabama, 2008 (144)
Passed for 400 yards in a game... Luke McCown, La. Tech, 2000 (433)
Passed for 350 yards in a game... Casen Clausen, Tennessee, 2003 (355)
Passed for 300 yards in a game... Matt Flynn, LSU, 2007 (319)
Attempted 50 passes in a game... Josh Freeman, Kansas State, 2007 (57)
Attempted 40 passes in a game... Cade Thompson, Tennessee-Martin, 2008 (46)
Completed 25 passes in a game... Cade Thompson, Tennessee-Martin, 2008 (27)
Threw three or more TD passes in a game... Pat White, West Virginia, 2008 (3)
Had 400 yards total offense... Luke McCown, La. Tech, 2000 (436)
Had 350 yards total offense... Matt Flynn, LSU, 2007 (353)
Accounted for 3 or more TDs... Matt Flynn, LSU, 2007 (3)
Caught 10 or more passes... Mike Hicks, Tennessee-Martin, 2008 (12)
Caught seven or more passes... Mike Hicks, Tennessee-Martin, 2008 (12)
Had 100 yards receiving... Mike Hicks, Tennessee-Martin, 2008 (132)
Had 200 yards receiving... Charles Lee, Central Florida, 1999 (203)
Caught three or more TD passes... Chris Collins, Ole Miss, 2002 (3)
Scored three TDs... Chris Collins, Ole Miss, 2002 (3 receiving)
Had a 90-yard run... Guy Minor, LSU, 1936 (90)
Had an 80-yard run... C.J. Spiller, Clemson [Chick-fil-A], 2007 (83) [TD]
Had a 70-yard run... C.J. Spiller, Clemson [Chick-fil-A], 2007 (83) [TD]
Had a 60-yard run... Michael Smith, Arkansas, 2008 (63)
Completed an 80-yard pass... Bryan Randall to Josh Morgan, Virginia Tech, 2004 (80) [TD]
Completed a 70-yard pass... Bryan Randall to Josh Morgan, Virginia Tech, 2004 (80) [TD]
Completed a 60-yard pass... Andre' Woodson to Rafael Little, Kentucky, 2005 (65)
Kicked a 50-yard field goal... Steve Lindsey, Ole Miss, 1997 (52)
Had a 70-yard punt... Blake McAdams, Mississippi State, 2007 (73)
Had a 60-yard punt... Blake McAdams, Mississippi State, 2007 (73)
Made three or more FGs ... Colt David, LSU, 2007 (3)