



2009 FOOTBALL AUBURN TIGERS



GAME 2

AUBURN (1-0, 0-0 SEC) VS. MISSISSIPPI STATE (1-0, 0-0 SEC)

SEPTEMBER 12, 2009 • 6:00 PM CT • TV: FSN

JORDAN-HARE STADIUM (87,451) • AUBURN, AL



QUICK FACTS

COACHES

Gene Chizik (Florida, 1985)
 Auburn Record.....1-0 (1st year)
 vs. Mississippi State.....First meeting
 Overall Record6-19 (3rd year)
 vs. Mississippi State.....First meeting

Dan Mullen (Ursinus, 1994)
 MSU Record..... 1-0 (1st year)
 vs. AuburnFirst meeting
 Overall Record1-0 (1st year)
 vs. AuburnFirst meeting

SERIES


AU leads, 57-23-2
 at AuburnAU leads, 25-6
 at StarkvilleAU leads, 11-4-1
 at Neutral sitesAU leads, 21-13-1
 at Birmingham, AL.....AU leads, 14-11-1
 at Columbus, MSAU leads, 1-0
 at Jackson, MS.....AU leads, 5-2
 at Montgomery, ALAU leads, 1-0
 Last MeetingAU 3, MSU 2
 Sept. 16, 2008 in Starkville, MS
 Current StreakAU, W1

RANKINGS

AuburnReceiving Votes
 Mississippi State.....Not ranked

TELEVISION • FOX SPORTS NET

Bob Rathbun.....Play-by-play
 Dave ArcherAnalyst
 Jenn HildrethSidelines



RADIO • AUBURN ISP SPORTS NETWORK

The Auburn ISP Sports Network provides radio coverage to over 50 stations that cover the Southeast. Rod Bramblett (play-by-play), Stan White (color), Quentin Riggins (sideline), Paul Ellen (studio) and Andy Burcham (locker room) provide gameday analysis.

SATELLITE RADIO.....XM Channel 201
 LOCALLY.....WKKR-FM (97.7)

INTERNET

Live audio & statswww.auburntigers.com

THE GAME

Auburn opens the 2009 Southeastern Conference schedule Saturday evening when the Tigers host Mississippi State in a battle between two schools with first-year head coaches. The game begins at 6 p.m. CT and will be televised by Fox Sports Net.

AUBURN HEADLINES

- ▶ Auburn is 42-28-5 in SEC openers, and is 15-1 in its last 16 league openers.
- ▶ Auburn has won 20 of the last 27 meetings in the series, and has held Mississippi State to 19 or fewer points in 10 straight games.
- ▶ Auburn is 3-0 all-time in games played on Sept. 12, and has never surrendered a point on that date.
- ▶ Auburn is 16-3 in home night games since the 2000 season, including victories over four nationally-ranked teams.
- ▶ Auburn has won 16 consecutive games overall and nine consecutive games at Jordan-Hare Stadium with Gene Chizik on the coaching staff.
- ▶ Auburn's 24-point margin of victory against Louisiana Tech was the largest in an Auburn head coaching debut since Carl Voyles won his debut 32-0 over Samford in 1944.
- ▶ Onterio McCalebb leads the SEC in all-purpose yards (197), and became the first Auburn freshman to rush for 100 yards in a season opener since Bo Jackson in 1982.
- ▶ Auburn totaled 556 yards of offense during the season opener, which is the most in a game by the Tigers since the 2005 season.
- ▶ Senior Ben Tate ranks 12th in school history with 2,076 career rushing yards, and needs just 9 yards to pass James Bostic for 11th.
- ▶ Senior defensive end Antonio Coleman has 15.5 career sacks, which ranks tied for 10th in Auburn history for career sacks.
- ▶ Auburn has 12 true freshmen currently listed on the depth chart, plus a pair of redshirt freshmen.
- ▶ Auburn has eight players on its squad that have already graduated, which is tied for fifth most in the nation among FBS schools.
- ▶ Auburn has won 50 consecutive games when scoring 30 or more points in a game, dating back to a 56-49, four-overtime loss to Georgia in 1996.
- ▶ Now in its 70th year as home to the Auburn football team, Jordan-Hare Stadium is the nation's tenth-largest on-campus stadium with a capacity of 87,451 fans. The Tigers are **266-67-7 (.793)** at Jordan-Hare Stadium, including a **52-13 (.800)** mark since the start of the 2000 season.

AUBURN (1-0, 0-0 SEC)

Date	Opponent	Score/Time
Sept. 5	LOUISIANA TECH [ESPNU]	W, 37-13
Sept. 12	MISSISSIPPI STATE [FSN]	6 p.m.
Sept. 19	WEST VIRGINIA [ESPN/ESPN2]	6:45 p.m.
Sept. 26	BALL STATE	TBA
Oct. 3	at Tennessee	TBA
Oct. 10	at Arkansas	TBA
Oct. 17	KENTUCKY	TBA
Oct. 24	at LSU	TBA
Oct. 31	OLE MISS	TBA
Nov. 7	FURMAN (HC)	TBA
Nov. 14	at Georgia	TBA
Nov. 27	at Alabama [CBS]	1:30 p.m.

All times Central

MISSISSIPPI STATE (1-0, 0-0 SEC)

Date	Opponent	Score/Time
Sept. 5	JACKSON STATE [ESPNU]	W, 45-7
Sept. 12	at Auburn [FSN]	6 p.m.
Sept. 19	at Vanderbilt [FSN]	6 p.m.
Sept. 26	LSU	TBA
Oct. 3	GEORGIA TECH	TBA
Oct. 10	HOUSTON (HC)	TBA
Oct. 17	at Middle Tennessee	TBA
Oct. 24	FLORIDA	TBA
Oct. 31	at Kentucky	TBA
Nov. 14	ALABAMA	TBA
Nov. 21	at Arkansas	TBA
Nov. 28	OLE MISS	TBA

All times Central

2009 Auburn Football Game Notes

STATISTICAL COMPARISON

AUBURN VS. MISSISSIPPI STATE

	<u>AU</u>	<u>MSU</u>
Points Scored	37.0	45.0
Total Offense	556.0	410.0
First Downs	27.0	20.0
Rushing Yards	301.0	238.0
Passing Yards	255.0	172.0
Time of Possession	28:37	31:02
3rd Down Pct.	62%	46%
Points Allowed	13.0	7.0
Yards Allowed	245.0	194.0
Rushing Yards Allowed	96.0	62.0
Passing Yards Allowed	149.0	132.0

STATISTICAL LEADERS

RUSHING YARDS

<u>AUBURN</u>	<u>MISSISSIPPI STATE</u>
Onterio McCalebb ..148	Chris Relf.....82
Ben Tate.....117	Robert Elliot80
Kodi Burns23	Arnil Stallwort31
	Christian Ducre24

PASSING YARDS

<u>AUBURN</u>	<u>MISSISSIPPI STATE</u>
Chris Todd255	Tyson Lee.....97
	Chris Relf.....75

RECEPTIONS

<u>AUBURN</u>	<u>MISSISSIPPI STATE</u>
Mario Fannin8	Marcus Green3
Darvin Adams4	Arnil Stallwort.....3
Terrell Zachery3	Three tied with2
Ben Tate.....2	

POINTS SCORED

<u>AUBURN</u>	<u>MISSISSIPPI STATE</u>
Wes Byrum13	Chad Bumphis12
Four tied with.....6	Sean Brauchle9

TACKLES

<u>AUBURN</u>	<u>MISSISSIPPI STATE</u>
Zac Etheridge8	Jamar Chaney5
Josh Bynes8	Wade Bonner.....4
Craig Stevens8	Corey Broomfield.....4
Antonio Coleman7	Damein Anderson4
Jake Ricks6	Terrell Johnson4

INTERCEPTIONS

<u>AUBURN</u>	<u>MISSISSIPPI STATE</u>
Daren Bates.....1	Corey Broomfield.....1
	Charles Mitchell1

SACKS

<u>AUBURN</u>	<u>MISSISSIPPI STATE</u>
Three tied with1.0	Brandon Cooper1.0

AUBURN IN SEC OPENERS

Auburn is 42-28-5 in SEC openers, and is 15-1 in its last 16 league openers. The Tigers had their 14-game winning streak in openers snapped in 2007 by Mississippi State.

In its last 11 SEC openers, Auburn has outscored its opponents, 337-112. This is the sixth straight year Auburn has opened SEC play with Mississippi State. The Tigers won 3-2 last year, 34-0 in 2006, 28-0 in 2005 and 43-14 in 2004, with MSU winning 19-14 in 2007. The Tigers defeated Ole Miss, 19-9, in 1997; 17-0, in 1998; 35-27, in 2000; and 27-21 in 2001. In 1999, Auburn defeated LSU, 41-7, and beat Vanderbilt 31-6 and 45-7 in 2002 and 2003.

AUBURN-MSU SERIES NOTES

Auburn leads the all-time series with Mississippi State, 57-23-2 ... Saturday's meeting between the two schools will mark the 55th consecutive year the two schools have played each other ... Auburn has won 20 of the last 27 in the series ... Mississippi State has been held to 19 or fewer points in each of the last 10 games in the series, averaging 11.1 points per game during that span ... Just 12 games in the last 39 years have been decided by seven points or less, including three consecutive from 1999-2001 ... Mississippi State has thrown for less than 100 yards against the Auburn defense in each of the last three meetings, averaging just 67 yards passing per game in those contests, and has not thrown for 200 yards against the Tigers since 2002.

WHEN LAST WE MET

Auburn won last year's meeting in Starkville by the unusual score of 3-2. It was the first SEC game in history to be decided by a score of 3-2, and the first known 3-2 game by any FBS teams since a Clemson victory over Duke in 1965. It was also Auburn's first victory when scoring three points or less since a 3-0 win at Miami (Fla.) on Oct. 4, 1974.

MISSISSIPPI STATE QUICK HITTERS

Mississippi State opened its 2009 season with a convincing 45-7 victory over Jackson State last Saturday in Dan Mullen's head coaching debut ... Quarterback Chris Relf led the team in rushing with 82 yards and a score, and also threw for three touchdowns on just 10 pass attempts ... Jamar Chaney led the defense with five tackles, while Corey Broomfield returned an interception 43 yards for a touchdown ... The Bulldog defense allowed Jackson State just 194 yards of offense, including just 62 rushing ... Mississippi State was picked to finish sixth in the West in the SEC Preseason Poll conducted by the league's media ... RB Anthony Dixon and LB Jamar Chaney were second-team preseason All-SEC picks by the league's media, while Dixon was a second-team pick and Chaney a third-team selection by the SEC coaches.

ALABAMA BULLDOGS

Mississippi State has 16 players on its roster from the state of Alabama: DL Nick Bell (Bessemer), TE Kendrick Cook (Attalla), SN Aaron Feld (Homewood), RB Patrick Hanrahan (Springville), ATH Brandon Heavens (Bessemer), LB Terrell Johnson (Cullomburg), OL D.J. Looney (Birmingham), RB Adrian Marcus (Alabaster), OL Mark Melichar (Birmingham), DL Rodney Prince (Irondale), QB Chris Relf (Montgomery), DB Zach Smith (Altoona), RB Arnil Stallworth (Daphne), LB Bo Walters (Wilsonville), DB Louis Watson (Mobile) and LB Brandon Wilson (Tuscaloosa).

MISSISSIPPI TIGERS

Auburn has three players on its team from the state of Mississippi: DB Daren Bates (Olive Branch), DB Drew Cole (Picayune) and OL Aubrey Phillips (Olive Branch).

AUBURN-MISSISSIPPI STATE COACHING TIES

- ▶ Mississippi State running backs coach Greg Knox was Auburn's wide receivers coach and recruiting coordinator from 1999-2008.
- ▶ MSU defensive coordinator and linebackers coach Carl Torbush was the defensive coordinator and linebackers coach at North Carolina while Auburn safeties coach Tommy Thigpen was a star linebacker for the Tar Heels from 1989-92. Thigpen was a three-time All-ACC linebacker under Torbush's guidance. Thigpen also started his coaching career as a graduate assistant at UNC in 1998-99 while Torbush was the head coach.
- ▶ Mississippi State head coach Dan Mullen was the quarterbacks coach at Bowling Green from 2001-02, while Thigpen was coaching cornerbacks and the special teams coordinator for the Falcons.
- ▶ Mississippi State offensive coordinator and quarterbacks coach Les Koenning was the wide receivers coach at Texas A&M in 1996 when Auburn offensive line coach Jeff Grimes was an offensive graduate assistant coach for the Aggies.

ON THIS DATE

Auburn has not only never lost on Sept. 12, but the Tigers have never surrendered a point on that date. Auburn has played just three times on Sept. 12, and pitched a shutout all three times. The Tigers beat Kansas in 1987 (49-0), Samford in 1992 (55-0) and Ole Miss in 1998 (17-0).

IN SEPTEMBER

Auburn is 145-47-5 (.749) all-time in the month of September, and has won 21 of its last 25 September contests. The Tigers have posted a winning record during the month of September in each of the previous five seasons, and 25 of the previous 27.

2009 Auburn Football Game Notes

JORDAN-HARE STADIUM

Now celebrating its 70th year as home to the Auburn football team, Jordan-Hare Stadium is the nation's 10th-largest on-campus stadium, with a capacity of 87,451 fans. The Tigers, who set a school record by averaging 86,915 fans last season, are 266-67-7 (.793) all-time at Jordan-Hare Stadium.

Auburn has had nine straight winning seasons at Jordan-Hare Stadium, posting a mark of 52-13 (.800) at home since the 2000 season. The Tigers were undefeated at home during two of those seasons, going 7-0 in both 2000 and 2004.

UNDER THE LIGHTS AT JORDAN-HARE

Auburn has been tough to beat in night games at Jordan-Hare Stadium, including a season-opening victory over Louisiana Tech last Saturday. The Tigers have accumulated a record of 16-3 since the 2000 season in home games starting at 6 p.m. or later. That stretch includes a 4-1 record against ranked opponents, with wins over No. 1 Florida in 2001, No. 2 Florida in 2006, No. 7 Tennessee in 2003 and No. 14 Georgia in 2000.

CHIZIK'S STREAK

With a victory in his debut as head coach of the Tigers, Gene Chizik has now been a part of 16 consecutive victories as a member of the Auburn coaching staff. His final season as Auburn's defensive coordinator was during Auburn's 2004 13-0 season, and the Tigers also won their final two games in 2003. Chizik, who has seen nine straight wins at Jordan-Hare Stadium, also became the fifth consecutive Auburn head coach to win his debut with the Tigers, and the 24-point margin of victory was the largest in an Auburn head coaching debut since Carl Voyles won his first game as Auburn's head coach by a 32-0 score over Samford in 1944.

DYNAMIC DEBUT

Freshman running back Onterio McCalebb has a sizzling debut for the Tigers against Louisiana Tech, rushing for 148 yards and a touchdown. He became the first Auburn freshman to rush for 100 yards in a season opener since Bo Jackson had 123 yards rushing against Wake Forest in 1982. McCalebb's total was also the seventh most in school history for a freshman.

McCalebb also added 49 yards on two kick-off returns, giving him 197 all-purpose yards on the night, which leads the SEC and ranks 11th nationally.

RUNNING BACK U.

Auburn looks to continue its tradition of producing high-caliber running backs, as two backs teamed up to produce stellar numbers in the season opener. In addition to Onterio McCalebb's 148 yards on the ground, senior Ben Tate had 117 yards rushing, become the 13th running back in school history to surpass 2,000 career yards rushing in the process. He moved up two spots to 12th

on the Tigers' career rushing list during the game, finishing the night with 2,076 yards.

McCalebb and Tate also became the first pair of Auburn backs to both rush for more than 100 yards in a game since Tate (111) and Mario Fannin (103) turned the trick against New Mexico State in 2007.

TODD SHINES IN SEASON OPENER

Senior quarterback Chris Todd has a solid game during Auburn's 37-13 season-opening victory over Louisiana Tech, completing 17-of-26 passes for 255 yards and two scores with no interceptions. The 255 yards passing were a career high, surpassing his previous best of 250 yards last season vs. LSU, and his two touchdown tosses matched his career best set last season at Vanderbilt. His passing efficiency ranking of 173.15 ranks 20th in the NCAA.

RECORD-BREAKING PLAY

Chris Todd and Terrell Zachery teamed up to make school history during Auburn's season-opening win against Louisiana Tech, connecting on a 93-yard touchdown pass. The play was the longest play from scrimmage in school history, surpassing a 92-yard rush by Ralph O'Gwynne vs. Loyola on Nov. 21, 1936. The longest pass play in school history had been an 87-yard pass from Jason Campbell to Silas Daniels on Oct. 9, 2004, also against Louisiana Tech.

OFFENSE ROLLS UP BIG NUMBERS

Auburn totaled 556 yards of offense during its season-opening win over Louisiana Tech, marking the first time the Tigers accumulated more than 500 yards of offense since the 2005 season. Auburn finished with the game with 301 yards rushing and 255 yards passing, easily surpassing the Tigers' season averages from 2008 of 137.5 yards rushing and 165.4 yards passing. The team's 27 first downs against Louisiana Tech were more than in any game last season, and the 79 plays run were also more than any game in 2008.

YOUNG GUNS GET FIRST ACTION

A whopping 22 Auburn players played in their first career games as Tigers during Auburn's season opener against Louisiana Tech. The list of first-timers included: DB Gabe Barrett, DB Daren Bates, DB T'Sharvan Bell, WR DeAngelo Benton, WR Emory Blake, OL Jorell Bostrom, LB Jonathan Evans, DL Nick Fairley, DE Dee Ford, LB Harris Gaston, WR Anthony Gulley, DS Josh Harris, DL Chris Humphries, TE Philip Lutzenkirchen, DL Derrick Lykes, RB Onterio McCalebb, LB Ashton Richardson, OL Darrell Roseman, WR Travante Stallworth, OL John Sullen, DB Demond Washington and WR Jay Wisner.

In addition, seven players made their first career starts: WR Darvin Adams, DB Daren Bates, DL Nick Fairley, LB Adam Herring, OT Andrew McCain, DL Jake Ricks and WR Terrell Zachery.

SEC SUCCESS

Auburn has won 28 of its last 40 Southeastern Conference games and 29 of its last 41 games against SEC schools, including the 2004 SEC Championship game victory over Tennessee. Auburn's success against conference schools dates back beyond 2004, as since the start of the 2000 season, the Tigers have the fourth best record among the 12 league schools in regular season conference games, just four games behind the leader. The following are the combined conference records of the 12 SEC schools from 2000-08.

	W-L	Pct.
Florida	53-19	.736
Georgia	51-21	.708
LSU	50-22	.694
Auburn	49-23	.681
Tennessee	47-25	.653
Alabama	38-34	.528
Arkansas	34-38	.472
South Carolina	34-38	.472
Ole Miss	29-43	.403
Kentucky	17-55	.236
Mississippi State	17-55	.236
Vanderbilt	13-59	.181

TIGERS SINCE 2000

Since the start of the 2000 season, Auburn has one of the best records in all of the Football Bowl Subdivision. The Tigers' record of 81-34 (.704) ranks 13th among all 120 programs. The list of the top 20 programs since 2000 in terms of winning percentage follows:

	W-L	Pct.
1. Boise State	99-17	.853
2. Texas	98-18	.844
3. Oklahoma	102-20	.836
4. USC	94-22	.810
5. Ohio State	92-23	.800
6. LSU	91-27	.771
7. Georgia	90-27	.769
8. Florida	88-29	.752
9. Virginia Tech	89-30	.748
10. TCU	83-28	.747
11. Miami (Fla.)	83-29	.741
12. Louisville	79-33	.705
13. Auburn	81-34	.704
14. Utah	77-33	.700
15. Boston College	81-35	.698
16. West Virginia	78-35	.690
17. Oregon	77-36	.681
Michigan	77-36	.681
19. Florida State	78-38	.672
20. Tennessee	77-38	.670

2009 Auburn Football Game Notes

AUBURN IN 2009 BY THE NUMBERS

CATEGORY	2009
Record.....	1-0
SEC	0-0
West	0-0
East.....	0-0
Non-Conference	1-0
Home	1-0
Away	0-0
Neutral	0-0
Day	0-0
Night (6 p.m. or later)	1-0
TV Games	1-0
CBS.....	0-0
ESPN	0-0
ESPN2	0-0
ESPNU.....	1-0
FSN.....	0-0
Scoring First.....	1-0
Opponent Scoring First	0-0
Leading at Half	1-0
Trailing at Half	0-0
Tied at Half	0-0
Leading after Third.....	1-0
Trailing after Third	0-0
Tied after Third	0-0
Overtime Games	0-0
Scoring less than 20 pts.....	0-0
Scoring 20+ points	1-0
Scoring 30+ points	1-0
Allowing less than 20 pts.	1-0
Allowing 20+ points	0-0
Allowing 30+ points	0-0
Rushing for less than 100 yds.....	0-0
Rushing for over 100 yds.	1-0
Rushing for 200+ yds.....	1-0
Passing for 200+ yds.	1-0
Passing for 300+ yds.	0-0
Totaling less than 300 yds.....	0-0
300+ yds. of total offense	1-0
400+ yds. of total offense	1-0
Allowing less than 100 yds. rushing.....	1-0
Allowing less than 300 yds. total off.	1-0
Allowing 300+ yds. total offense	0-0
Having 100-yd. rusher	1-0
Opp. have 100-yd. rusher.....	0-0
No turnovers	0-0
Fewer than 3 turnovers	1-0
3 or more turnovers	0-0
No takeaways	0-0
Fewer than 3 takeaways	1-0
3 or more takeaways	0-0
More than 30:00 of possession	0-0
Less than 30:00 of possession	1-0

COLEMAN CRACKS TOP 10

Antonio Coleman, a first-team preseason All-SEC selection, had strong season debut for the Tigers, collecting seven tackles, including a sack and 2.5 tackles for losses. His sack gave him 15.5 for his career, moving him into a tie for 10th in school history for career sacks with Stanley McClover (2004-05). He also now has 32.5 career tackles for loss, and his seven tackles were just one shy of his career high.

LONG DRIVES KEY OFFENSE

One of the keys to Auburn's offensive success against Louisiana Tech was the ability to sustain long drives. The Tigers had four drives of at least nine plays, including a pair of 13-play drives that resulted in points. Last year, Auburn had just two scoring drives of 13 plays or more all season.

SECOND HALF SURGE

After a tightly contested first half in the season opener against Louisiana Tech, Auburn blew the game open with a big second half. Below are the numbers for Auburn in each of the two halves:

	<u>1st</u>	<u>2nd</u>
Score	13-10	24-3
Total Yards	199	357
Rush Yards	127	174
Pass Yards	72	183
Yds Allowed	143	105
TOP	13:17	15:20
Penalties	5-63	3-23

GENE CHIZIK ERA BEGINS ON THE PLAINS

A new era of Auburn football is underway as Gene Chizik is in his first season as Auburn's head coach. It marks Chizik's second stint on the Plains, as he previously served as defensive coordinator from 2002-04, helping lead the Tigers to a perfect 13-0 record in 2004 while earning the Frank Broyles Awards as the nation's top assistant coach. His defense led the nation in scoring that season (11.3 ppg) and the Tigers were 30-9 overall during his previous three-year stint.

Chizik went on to help guide Texas to the 2005 national championship while serving as assistant head coach and co-defensive coordinator for the Longhorns. After two seasons in Austin, he was named head coach at Iowa State, where he spent two more years prior to returning to Auburn.

Chizik's reputation as an outstanding teacher is evident by the fact that he coached three consecutive Thorpe Award Winners, starting with Auburn's Carlos Rogers in 2004, followed by Texas' Michael Huff and Aaron Ross in 2005 and 2006, respectively.

WATCH LISTS

Three members of the Auburn team have been named to preseason watch lists for national awards.

Antonio Coleman leads the way, landing on four watch lists, including those for the Lombardi Award (best lineman or linebacker), Bronko Nagurski Award (best defensive player), Chuck Bednarik Award (best defensive player) and Ted Hendricks Award (best defensive end).

Ben Tate has been named to the Maxwell Award watch list, for the nation's outstanding player, and Tommy Trott is on watch list for the John Mackey Award, which goes to the nation's top tight end.

OFFENSE BY THE NUMBERS

Auburn's offense returns all of its passing yardage and more than 80 percent of its rushing yardage from last season, although the Tigers need to fill the void left by last season's leading receiver, Rodgeriquis Smith, and their two leading kick returners, Tristan Davis and Robert Dunn. Still, Auburn has at least 56 percent of its firepower back in every category this season.

Category	2008	Returning	Percent
Passing Yards	1,985	1,985	100%
Rushing Yards	1,650	1,333	80.8%
Receptions	184	108	58.7%
Receiving Yards	1,985	1,165	58.7%
Scoring	208	140	67.3%
Touchdowns	25	14	56.0%
Total Offense	3,635	3,318	91.3%
All-Purpose Yards	5,040	2,957	58.7%

GONE ON D

Defensively in 2009, Auburn returns seven starters from last year's squad that ranked 14th nationally in scoring defense (18.0) and 29th in total defense (317.8). The Tigers will need to replace two interior defensive linemen, as tackle Sen'Derrick Marks left following his junior season to become a second-round pick of the Tennessee Titans, and nose guard Tez Doolittle completed his final season of eligibility. The secondary had just one departure, but it was another top-flight player, as Jerraud Powers also declared for the NFL draft after his junior year, becoming a third-round pick of the Indianapolis Colts. The linebacking corps lost third-leading tackler Chris Evans.

The returning group includes junior safeties Zac Etheridge and Mike McNeil, who led the team with 75 and 65 tackles, respectively, last season. Juniors Craig Stevens (54 tackles) and Josh Bynes (53 tackles) lead the returners at linebacker, and senior defensive end Antonio Coleman, who led the team with six sacks and 10.5 tackles for loss, heads the defensive line.

Other returning starters on the defense include junior end Michael Goggans and senior cornerback Walter McFadden, while DT Mike Blanc, DE Antonio Carter, DL Zach Clayton, DB D'Antoine Hood and DB Neiko Thorpe all started at least one game last season.

2009 Auburn Football Game Notes

SPECIAL TEAMS

Auburn's kicking specialists return intact for the upcoming season, although the Tigers will need to replace their leading kick returners from 2008.

Junior Wes Byrum has led Auburn in scoring in each of the past two seasons, converting 28-of-42 field goal attempts during his career for 141 career points.

Senior punter Clinton Durst was fifth in the SEC and 26th in the NCAA last season averaging 42.1 yards per punt, while junior Ryan Shoemaker averaged 42.4 yards per kick as a freshman in 2006, ranking 16th nationally.

As for returners, the Tigers lost the SEC's leader in kickoff return average (Tristan Davis - 27.4) and punt return average (Robert Dunn - 16.0). Junior Mario Fannin is the leading kick returner, with 30 career kickoff returns for 647 yards (21.6 avg.). No current member of the Auburn roster has returned a punt in college.

FRESH FACES

Freshmen will play a key role in determining Auburn's level of success this year, as 12 true freshmen are listed on the initial depth chart.

The depth chart includes DB Daren Bates, WR DeAngelo Benton, WR Emory Blake, DE Nosa Eguae, LB Jonathan Evans, DE Dee Ford, LB Harris Gaston, WR Anthony Gulley, TE Philip Lutzenkirchen, RB Oterio McCalebb, QB Tyrik Rollison and OL John Sullen.

Two redshirt freshmen are also on the depth chart: DB T'Sharvan Bell and DT Derrick Lykes.

AUBURN BY THE NUMBERS

The Tigers return 46 lettermen from last season, including 24 on offense, 18 on defense and four specialists. Auburn returns seven starters on offense and seven on defense.

Auburn's current roster of 113 players includes 13 seniors, 31 juniors, 27 sophomores, 11 redshirt freshmen and 31 freshmen. The underclassmen (69) represent 61.1 percent of the Tigers' roster.

A number of walk-ons joined the program after the first day of classes on August 17.

THE SENIOR CLASS

Head coach Gene Chizik has a senior class that includes 13 players at Auburn in 2009. It marks the smallest senior class at Auburn since the 2003 squad had 13 seniors.

The 2009 seniors include: WR Montez Billings, DE Antonio Coleman, DS Clayton Crofoot, P Clinton Durst, OT Andrew McCain, CB Walter McFadden, TE Gabe McKenzie, DB Woody Parramore, DL Jake Ricks, DB Aairon Savage, RB Ben Tate, QB Chris Todd and TE Tommy Trott.

IRON MEN

Of Auburn's 14 seniors, seven have seen time in at least 30 games during their careers. Tommy Trott leads the group, having played in 40 career games, including 38 of a possible 39 over the past four seasons. Gabe McKenzie is the only senior to have played in all 39 games over the past four years. Antonio Coleman is next, with 38 games played, followed by Walter McFadden (37 games), Ben Tate (35), Montez Billings (33) and Jake Ricks (32).

STARTS STREAK

Junior Lee Ziemba has the longest staring streak on the Auburn squad, having started all 26 games over the past three seasons. Only three other players have starting streaks that date back to the 2007 season. Juniors Zac Etheridge and Ryan Pugh both have started 16 straight contests, while junior Craig Stevens has 14 straight starts under his belt.

Two other players have started every game since the start of the 2008 season: senior Walter McFadden and juniors Michael Goggans.

TIGER GRADS

Auburn begins the season with eight graduates on its roster, which is tied for fifth most among all FBS schools.

The Tiger graduates include: WR Montez Billings (Public Administration), DE Antonio Coleman (Criminology), CB Walter McFadden (Public Administration), TE Gabe McKenzie (Criminology), DB Aairon Savage (Exercise Science), RB Ben Tate (Criminology), QB Chris Todd (Business Finance) and TE Tommy Trott (Public Administration).

Listed are the top 10 FBS programs in the nation in terms of number of players who have completed their bachelor's degrees prior to the start of the 2009 season.

1. Alabama12
2. Boston College10
- Virginia Tech10
4. Penn State.....9
5. **Auburn**8
- Miami (Fla.).....8
- East Carolina8
- Notre Dame8
- Texas Tech8
- UNLV8

TIGER PROS

Auburn has demonstrated a proficiency for placing players in the National Football League. As of Aug. 24, 37 former Auburn Tigers were listed on NFL rosters. The Seattle Seahawks have the most former Tigers, with four former Auburn players on the roster, while the San Diego Chargers have three. Twenty-seven of the 32 teams have at least one former Auburn player on the roster.

SEC STANDINGS

Eastern Division

	SEC		Overall	
	W	L	W	L
Florida	0	0	1	0
Kentucky	0	0	1	0
South Carolina	0	0	1	0
Tennessee	0	0	1	0
Vanderbilt	0	0	1	0
Georgia	0	0	0	1

Western Division

	SEC		Overall	
	W	L	W	L
Auburn	0	0	1	0
Alabama	0	0	1	0
Arkansas	0	0	1	0
LSU	0	0	1	0
Mississippi State	0	0	1	0
Ole Miss	0	0	1	0

THIS WEEK'S SCHEDULE

Saturday, Sept. 12

Troy at Florida, 12:21 pm ET [SEC Net]
 UCLA at Tennessee, 4 pm ET [ESPN]
 South Carolina at Georgia, 7 pm ET [ESPN2]
 Mississippi State at Auburn, 6 pm CT [FSN]
 Vanderbilt at LSU, 6 pm CT [ESPNU]
 Florida International at Alabama, 6 pm CT

LAST WEEK'S RESULTS

Thursday, Sept. 3

South Carolina 7, NC STATE 7

Saturday, Sept. 5

Kentucky 42, Miami (Ohio) 0
 TENNESSEE 63, Western Kentucky 7
 OKLAHOMA STATE 24, Georgia 10
 MISSISSIPPI STATE 45, Jackson State 7
 FLORIDA 62, Charleston Southern 3
 AUBURN 37, Louisiana Tech 13
 ARKANSAS 48, Missouri State 10
 VANDERBILT 45, Western Carolina 0
 Alabama 34, Virginia Tech 24
 LSU 31, WASHINGTON 23

Sunday, Sept. 6

Ole Miss 45, MEMPHIS 14

Home team in CAPS

COACHING STAFF ASSIGNMENTS

Jay Boulware: TE (Field)
 Jeff Grimes: OL (Field)
 Phillip Lolley: CB (Press Box)
 Curtis Luper: RB/Recruit. Coord. (Press Box)
 Gus Malzahn: OC/QB (Field)
 Tracy Rucker: DL (Field)
 Ted Roof: DC/LB (Field)
 Trooper Taylor: Asst. HC/WR (Field)
 Tommy Thigpen: Safeties (Field)

2009 Auburn Football Game Notes

AUBURN IN THE SEC/NCAA STATS

(Through games played 9/6)

TEAM

	SEC	NCAA
Sacks Allowed (0.0).....	T1st	T1st
Third-Down Conversions (61.5).....	3rd	10th
Net Punting (41.0).....	3rd	26th
Pass Offense (255.0).....	3rd	T30th
Rushing Offense (301.0).....	4th	12th
Sacks By (3.0).....	T4th	T17th
Total Offense (556.0).....	5th	10th
First Downs (27.0).....	5th	T10th
Pass Efficiency (166.78).....	5th	29th
Red Zone Offense (80.0).....	6th	T50th
Red Zone Defense (100.0).....	T6th	T60th
Tackles For Loss (7.0).....	7th	33rd
Kickoff Return Defense (20.14).....	7th	57th
Turnover Margin (0.0).....	T7th	T43rd
Scoring Offense (37.0).....	8th	31st
Kickoff Returns (18.0).....	8th	77th
Total Defense (245.0).....	8th	30th
Scoring Defense (13.0).....	8th	37th
Time Of Possession (28:37).....	8th	71st
Opponent 3rd-Down Conv. (35.7).....	T8th	T55th
Rushing Defense (96.0).....	9th	48th
Pass Def. Efficiency (96.37).....	10th	36th
Pass Defense (149.0).....	10th	36th
Opponent First Downs (19.0).....	T10th	T71st
Penalties (87.0).....	11th	T98th
Punt Returns (-3.0).....	12th	110th

INDIVIDUAL

	SEC	NCAA
O. McCalebb, All-Purpose Yards (197.0) ..	1st	11th
M. Fannin, Receptions (8.0).....	1st	T14th
W. Byrum, Field Goals (3.0).....	2nd	T5th
W. Byrum, Scoring (13.0).....	2nd	T14th
O. McCalebb, Kickoff Returns (24.5)	2nd	T29th
C. Todd, Total Offense (258.0).....	T2nd	T30th
O. McCalebb, Rushing (148.0).....	3rd	T10th
A. Coleman, Tackles For Loss (2.5).....	3rd	T16th
T. Zachery, Receiving Yards (98.0).....	4th	T33rd
B. Tate, Rushing (117.0).....	5th	23rd
C. Todd, Passing Eff. (173.15).....	6th	20th
M. Fannin, Receiving Yards (82.0).....	7th	T58th
B. Tate, All-Purpose Yards (127.0).....	7th	T78th
D. Adams, Receptions (4.0).....	T8th	T100th

30+ POINTS EQUALS VICTORY

Auburn has won 50 consecutive games when scoring 30 or more points. The last time the Tigers lost when registering at least 30 points was a 56-49, four overtime loss to Georgia in 1996.

In the last 23 years, Auburn is 119-2 when scoring 30 points.

WHEN SCORING 20+ POINTS

In the last 10 seasons, Auburn is 72-8 (.900) when scoring 20 or more points in a game. Dating back to the start of the 1993 season, Auburn is 115-15-1 (.882) when scoring 20 or more points in a game.

WINNING THE CLOSE ONES

Auburn has had a knack for winning close games in recent seasons. Since the 2003 Capitol One Bowl, Auburn is 18-9 in games decided by seven points or less, even after posting just a 2-4 record in such games during the 2008 season. Nine of the 18 wins were by three points or less, with just four losses coming by that margin.

NON-CONFERENCE SCHEDULE

Auburn is one of just two teams in the Southeastern Conference that is playing three non-conference games this season against teams that went to bowl games last season. South Carolina is the other.

Auburn opens the season with Louisiana Tech, which won the Independence Bowl last season. The Tigers' second non-conference game is against West Virginia, which defeated North Carolina in the Meineke Car Care Bowl. The following week the Tigers host Ball State, which fell to Gus Malzahn's Tulsa team in the GMAC Bowl, 45-13.

AUBURN FOOTBALL: EVERY DAY ...

This season Auburn is debuting a new weekly 30-minute show offering fans a reality-based, behind the scenes style production that will chronicle the inner-workings of the Tigers' football program through the entire 2009 season. The program follows the high and lows of competing as an SEC football player, with wired up coaches and players and exclusive interviews.

The show may be viewed across the state of Alabama and the Southeast on television stations as well as the Comcast Sports Southeast (CSS) regional cable network. The show will also be streamed via the internet at www.auburntigers.com. The show will air either Friday nights or Saturday mornings in all markets.

TIGERS ON CSS

Comcast/Charter Sports Southeast (CSS) will broadcast encore presentations of Auburn football every Sunday at 6 p.m. ET/5 p.m. CT with Andy Burcham handling play-by-play duties and Cole Cubelic doing color commentary. CSS will also air the Auburn Football Review every Tuesday at 5 p.m. ET/4 p.m. CT.

CSS is a 24-hour regional sports network serving approximately 5.8 million households across 12 Southeastern states.

Auburn Records vs. Mississippi State

RUSHING ATTEMPTS

36 Joe Cribbs, 1978
35 James Joseph, 1989

RUSHING YARDS

214 Bobby Hunt, 1959
182 Brandon Jacobs, 2006
179 Brent Fullwood, 1986

RECEPTIONS

10 Tyrone Goodson, 1996
9 Courtney Taylor, 2006
8 Freddie Hyatt, 1967

RECEIVING YARDS

175 Frank Sanders, 1994
145 Tyrone Goodson

PASSING ATTEMPTS

54 Dameyune Craig, 1997
41 Dameyune Craig, 1996

PASSING COMPLETIONS

28 Dameyune Craig, 1996
23 Patrick Nix, 1995

PASSING YARDS

394 Dameyune Craig
311 Patrick Nix, 1994

PASSING TOUCHDOWNS

4 Dameyune Craig, 1996
4 Loran Carter, 1967

TEAM BESTS

Rushing Attempts.....59 (1989)
Rushing Yards.....405 (2003)
Passing Attempts.....54 (1997)
Passing Completions.....29 (1996)
Passing Yards.....429 (1996)
Total Offense.....664 (1970)

2009 Auburn Football Game Notes

CAREER STATS VS. MISSISSIPPI STATE

PASSING				
Player	C-A-I	TD	Yds	Yds/Gm
Chris Todd	14-26-0	0	154	154.0
Kodi Burns	8-12-1	0	65	65.0

RUSHING				
Player	No.	Yds	Avg.	TD
Ben Tate	39	184	4.7	1
Kodi Burns	22	87	4.0	1
Mario Fannin	8	52	6.5	0
Chris Todd	7	-19	-2.7	0

RECEIVING				
Player	No.	Yds	Avg.	TD
Gabe McKenzie	6	53	8.8	1
Ben Tate	4	1	0.3	0
Montez Billings	3	68	22.7	0
Mario Fannin	2	18	9.0	0
Quindarius Carr	1	28	28.0	0

DEFENSIVE				
Player	UA	A	Tot.	Misc.
Craig Stevens	7	5	12	TFL, FF
Walter McFadden	5	0	5	INT
Zac Etheridge	2	3	5	FR, PBU
Antonio Coleman	4	0	4	2 Sacks, FF
Mike Blanc	3	1	4	
Mike McNeil	3	1	4	Sack
Aairon Savage	2	2	4	
Michael Goggans	2	1	3	TFL
Josh Bynes	2	0	2	
Zach Clayton	2	0	2	
Jake Ricks	2	0	2	TFL, FR
Gabe McKenzie	1	1	2	
Montez Billings	1	0	1	
Mike Slade	1	0	1	

THE LAST MEETING

MISSISSIPPI STATE 2

#9 AUBURN 3

September 13, 2009

Davis-Wade Stadium (52,911) • Starkville, Miss.

A second quarter Wes Byrum field goal held as No. 9 Auburn won its SEC opener 3-2 on the road against Mississippi State. The Tigers improved to 3-0, while MSU slipped to 1-2.

Byrum put the only points on the board for the Tigers with a 35-yard field goal midway through the second quarter for a 3-0 lead. Byrum capped off an eight play, 39-yard drive that was highlighted by Montez Billings' 30-yard reception and an 11-yard rush by Brad Lester. The Tigers stood at the Bulldogs' 11-yard line, but were flagged for back-to-back false starts and forced to kick the field goal.

Byrum looked to put Auburn up by a pair of field goals as the half closed out, but sent the ball wide left from 42 yards out.

For the third straight week, Auburn shut out its opponent in the first half. Mississippi State was only able to generate two drives in double digits, 12 and 22 yards, and was held within its own territory for the entire half.

SCORING SUMMARY				
Auburn	0	3	0	0 - 3
Mississippi State	0	0	0	2 - 2
AU—Byrum 35 field goal, 7:38, 2nd				
MS—Team safety, 7:05, 4th				
TEAM STATISTICS				
	AU	MSU		
First Downs	14	6		
Rushes-Yards	45-161	30-38		
Passing Yards	154	78		
Comp-Att-Int	14-26-0	10-25-1		
Total Plays-Yards	71-315	55-116		
Punts-Avg.	8-40.2	10-38.1		
Fumbles-Lost	3-3	1-0		
Penalties-Yards	12-94	4-23		
3rd Down Conv.	3-of-16	0-of-14		
Time of Possession	32:13	27:47		
INDIVIDUAL STATISTICS				
RUSHING: (AU) Tate 20-92, Lester 9-51, Davis 5-29, Fannin 1-12; Todd 7- (-19) (MSU) Ducre 16-49, Dixon 7-5, McRae 1- (-1), Carroll 5- (-14).				
PASSING: (AU) Todd 14-26-0, 154; (MSU) Carroll 10-25-1, 78.				
RECEIVING: (AU) Billings 3-68, Dunn 3-37, R. Smith 2-8, Lester 2-6, Tate 2-5, Carr 1-28, Fannin 1-2; (MSU) Riley 3-26, Bell 2-25, McRae 2-15, Ducre 2-11, Hoskins 1-1).				

The opening of the third quarter looked bleak for the Tigers, with the Bulldogs recovering a fumble on Auburn's first play from scrimmage. Antonio Coleman responded by sacking MSU quarterback Wesley Carroll for a 7-yard loss. It was Coleman's third sack in as many games. An Auburn pass interference penalty gave the Bulldogs a first down, but the Tiger defense held and forced a 38-yard field goal attempt by Adam Carlson. A bad snap threw off the timing and Carlson was short on his attempt.

Two drives later, the Auburn defense came up big by holding MSU on an attempt to convert on fourth-and-one. Turning the ball over on downs, the Tigers started the drive from their own 37-yard line. Ben Tate rushed for 15 yards and Chris Todd connected with Montez Billings for a 31-yard completion to put the Tigers in the red zone at the 7-yard line. Unable to push into the end zone for the touchdown, Byrum faced a 22-yard field goal but missed wide left for the second time in the game.

Mississippi State's only points came at the 7:05 mark in the fourth quarter when an Auburn holding penalty in the end zone resulted in a safety.

On MSU's ensuing possession, Tray Blackmon stopped the Bulldogs short on another fourth-and-one at Auburn's 41-yard line.

Walter McFadden shut the door on any further attempts by MSU to score by picking Carroll at the Auburn 18-yard line with 2:18 left in the game. It was the first interception of the season for McFadden and the second of his career.

The Auburn defense limited the Bulldogs to 116 yards of total offense, the fewest yards allowed since holding Kentucky to 110 yards of total offense in 2004. Mississippi State did not convert a third or fourth down, going 0-14 and 0-3, respectively.

The Tigers recorded 315 yards of total offense, but were unable to score a touchdown. It was the first time since 1974 that Auburn won a game by only scoring three points, beating Miami (Fla.) 3-0.

2009 Auburn Football Game Notes

AUBURN-MISSISSIPPI STATE SERIES SERIES RESULTS

(Auburn leads, 57-23-2)

YEAR	SCORE	SITE	DATE	YEAR	SCORE	SITE	DATE	YEAR	SCORE	SITE	DATE
1905:	AU, 18-0	at Columbus, MS	Oct. 27	1958:	AU, 33-14	at Auburn	Nov. 8	1989:	AU, 14-0	at Auburn	Oct. 28
1910:	AU, 6-0	at Auburn	Oct. 8	1959:	AU, 31-0	at Birmingham, AL	Nov. 7	1990:	AU, 17-16	at Starkville	Oct. 27
1911:	AU, 11-5	at Birmingham, AL	Oct. 28	1960:	AU, 27-12	at Auburn	Nov. 5	1991:	MSU, 24-17	at Auburn	Oct. 26
1912:	AU, 7-0	at Birmingham, AL	Oct. 26	1961:	MSU, 11-10	at Birmingham, AL	Nov. 11	1992:	MSU, 14-7	at Starkville	Oct. 10
1913:	AU, 34-0	at Birmingham, AL	Oct. 18	1962:	AU, 9-3	at Auburn	Nov. 10	1993:	AU, 31-17	at Auburn	Oct. 9
1914:	AU, 19-0	at Birmingham, AL	Oct. 24	1963:	MSU, 13-10	at Jackson, MS	Nov. 9	1994:	AU, 42-18	at Starkville	Oct. 8
1915:	AU, 26-0	at Birmingham, AL	Oct. 23	1964:	AU, 12-3	at Auburn	Nov. 7	1995:	AU, 48-20	at Auburn	Oct. 7
1916:	AU, 7-3	at Birmingham, AL	Oct. 28	1965:	AU, 25-18	at Birmingham, AL	Nov. 6	1996:	AU, 49-15	at Starkville	Oct. 12
1917:	AU, 13-6	at Birmingham, AL	Oct. 27	1966:	AU, 13-0	at Jackson, MS	Nov. 5	1997:	MSU, 20-0	at Auburn	Nov. 1
1919:	AU, 7-0	at Birmingham, AL	Nov. 15	1967:	AU, 36-0	at Auburn	Nov. 11	1998:	MSU, 38-21	at Starkville	Oct. 10
1927:	MSU, 7-0	at Birmingham, AL	Nov. 12	1968:	AU, 26-0	at Jackson, MS	Sept. 28	1999:	MSU, 18-16	at Auburn	Oct. 9
1928:	MSU, 13-0	at Birmingham, AL	Nov. 17	1969:	AU, 52-13	at Auburn	Nov. 8	2000:	MSU, 17-10	at Starkville	Oct. 7
1930:	MSU, 7-6	at Birmingham, AL	Nov. 15	1970:	AU, 56-0	at Birmingham, AL	Nov. 7	2001:	AU, 16-14	at Auburn	Oct. 6
1937:	AU, 33-7	at Birmingham, AL	Oct. 16	1971:	AU, 30-21	at Auburn	Nov. 6	2002:	AU, 42-14	at Starkville	Sept. 19
1938:	AU, 20-6	at Montgomery, AL	Oct. 14	1972:	AU, 14-3	at Jackson, MS	Sept. 9	2003:	AU, 45-13	at Auburn	Oct. 18
1939:	AU, 7-0	at Birmingham, AL	Oct. 14	1973:	AU, 31-17	at Auburn	Nov. 10	2004:	AU, 43-14	at Starkville	Sept. 11
1940:	Tie, 7-7	at Birmingham, AL	Oct. 12	1974:	AU, 24-20	at Jackson, MS	Nov. 9	2005:	AU, 28-0	at Auburn	Sept. 10
1941:	MSU, 14-7	at Birmingham, AL	Nov. 8	1975:	*Tie, 21-21	at Auburn	Nov. 8	2006:	AU, 34-0	at Starkville	Sept. 9
1942:	MSU, 6-0	at Birmingham, AL	Oct. 31	1976:	*MSU, 28-19	at Jackson, MS	Nov. 6	2007:	MSU, 19-14	at Auburn	Sept. 15
1944:	MSU, 26-21	at Birmingham, AL	Nov. 11	1977:	*MSU, 27-13	at Auburn	Nov. 5	2008:	AU, 3-2	at Starkville	Sept. 13
1945:	MSU, 20-0	at Birmingham, AL	Oct. 6	1978:	AU, 6-0	at Starkville	Nov. 11				
1946:	MSU, 33-0	at Birmingham, AL	Nov. 9	1979:	AU, 14-3	at Auburn	Nov. 10				
1947:	MSU, 14-0	at Birmingham, AL	Nov. 8	1980:	MSU, 24-21	at Jackson, MS	Oct. 25				
1948:	MSU, 20-0	at Birmingham, AL	Nov. 6	1981:	MSU, 21-17	at Auburn	Oct. 24				
1949:	AU, 25-6	at Auburn	Nov. 5	1982:	AU, 35-17	at Starkville	Oct. 23				
1950:	MSU, 27-0	at Starkville	Nov. 4	1983:	AU, 28-13	at Auburn	Oct. 22				
1952:	MSU, 49-34	at Auburn	Nov. 8	1984:	AU, 24-21	at Starkville	Oct. 27				
1953:	Tie, 21-21	at Starkville	Oct. 10	1985:	AU, 21-9	at Auburn	Oct. 26				
1955:	AU, 27-26	at Auburn	Nov. 5	1986:	AU, 35-6	at Starkville	Oct. 25				
1956:	AU, 27-20	at Auburn	Nov. 10	1987:	AU, 38-7	at Auburn	Oct. 24				
1957:	AU, 15-7	at Birmingham, AL	Nov. 9	1988:	AU, 33-0	at Auburn	Oct. 22				

at Auburn: AU leads, 25-6
 at Starkville: AU leads, 11-4-1
 at Neutral Sites: AU leads, 21-13-1
 at Birmingham, AL: AU leads, 14-11-1
 at Columbus, MS: AU leads, 1-0
 at Jackson, MS: AU leads, 5-2
 at Montgomery, AL: AU leads, 1-0

GAME-BY-GAME STATISTICS

LAST 20 MEETINGS

Date	Site	Result	Attend	Rank		AU			Rushing			Passing			Tot Off		MSU		Rushing			Passing			Tot Off	
				AU	MSU	FD	No	Yds	TD	C-	A-	I	Yds	TD	No	Yds	FD	No	Yds	TD	C-	A-	I	Yds	TD	No
10-22-89	Auburn	W 14-0	84,105	16	---	16	59	241	2	9-14	0	37	0	73	278	7	32	54	0	7-17	0	107	0	49	161	
10-27-90	Starkville	W 17-16	39,106	2	---	24	54	181	1	16-27	1	224	1	81	405	17	26	106	1	19-34	0	187	1	60	293	
10-26-91	Auburn	L 17-24	82,214	---	---	21	50	185	2	14-34	3	130	0	84	315	12	42	210	2	11-17	0	57	0	59	267	
10-10-92	Starkville	L 7-14	41,224	---	18	14	34	130	0	17-38	3	182	0	72	312	20	41	136	0	14-31	1	184	0	72	320	
10-9-93	Auburn	W 31-17	84,222	22	---	24	50	278	1	14-24	3	186	3	74	464	17	32	130	0	17-41	2	155	1	73	285	
10-8-94	Starkville	W 42-18	41,200	9	---	25	44	229	3	17-26	1	325	3	70	554	20	38	112	0	16-36	0	226	1	74	338	
10-7-95	Auburn	W 48-20	77,641	11	---	33	53	332	4	28-34	1	320	2	87	652	15	23	96	0	18-36	0	288	3	59	384	
10-12-96	Starkville	W 49-15	40,728	18	---	28	39	57	1	29-42	0	429	5	81	486	14	36	70	0	16-33	2	216	2	69	286	
11-1-97	Auburn	L 0-20	82,736	11	---	17	20	-3	0	20-54	4	270	0	74	267	12	43	149	1	10-19	1	135	0	62	284	
10-10-98	Starkville	L 21-38	40,029	---	---	13	45	95	0	8-21	3	116	2	66	211	12	42	177	2	5-15	1	76	1	57	253	
10-9-99	Auburn	L 16-18	80,394	---	14	9	42	39	0	7-28	1	125	1	70	164	18	23	42	0	25-49	1	320	2	72	362	
10-7-00	Starkville	L 10-17	40,656	15	20	7	19	18	1	20-32	0	146	0	51	164	17	42	135	1	18-31	1	208	1	73	343	
10-6-01	Auburn	W 16-14	86,063	---	---	13	48	214	1	7-13	1	79	0	61	293	16	34	109	0	12-25	1	176	1	59	285	
9-18-02	Starkville	W 42-14	52,583	---	---	19	48	207	3	10-21	0	183	3	69	390	17	31	91	2	20-34	2	232	0	65	323	
10-18-03	Auburn	W 45-13	86,063	19	---	25	56	405	6	12-19	1	148	0	75	553	15	29	102	1	15-30	1	192	1	59	294	
9-11-04	Starkville	W 43-14	51,021	19	---	21	41	283	2	13-22	0	182	4	63	465	13	29	81	0	24-36	1	190	2	65	271	
9-10-05	Auburn	W 28-0	81,921	---	---	16	41	118	1	12-18	0	202	2	59	320	10	38	81	0	12-21	1	126	0	59	208	
9-9-06	Starkville	W 34-0	43,460	4	---	20	36	111	2	22-32	0	277	2	68	388	11	33	79	0	12-25	1	82	0	58	161	
9-15-07	Auburn	L 14-19	82,129	---	---	16	46	216	2	12-22	3	107	0	68	323	14	43	172	1	5-18	0	41	0	61	213	
9-13-08	Starkville	W 3-2	52,911	9	---	14	45	161	0	14-26	0	154	0	71	315	6	30	38	0	10-25	1	78	0	55	116	

2009 Auburn Honors and Awards

WES BYRUM

- ▶ College Football Performance Awards Honorable Mention Placekicker of the Week (Sept. 7)

ANTONIO COLEMAN

- ▶ Lowe's Senior CLASS Award Watch List
- ▶ Rotary Lombardi Award Watch List
- ▶ Ted Hendricks Award Watch List
- ▶ Chuck Bednarik Award Watch List
- ▶ Bronko Nagurski Award Watch List
- ▶ *Lindy's* Preseason All-America Second Team
- ▶ *Athlon Sports* Preseason All-America Second Team
- ▶ Phil Steele Preseason All-America Third Team
- ▶ *Lindy's* Preseason All-SEC First Team
- ▶ *Athlon Sports* Preseason All-SEC First Team
- ▶ *Sports Illustrated* Preseason All-SEC Second Team
- ▶ Phil Steele Preseason All-SEC First Team
- ▶ Coaches' All-SEC Second Team
- ▶ Media All-SEC First Team

CLINTON DURST

- ▶ *Sports Illustrated* Preseason All-SEC Second Team
- ▶ Phil Steele Preseason All-SEC First Team
- ▶ Media All-SEC Second Team

ONTERIO MCCALEBB

- ▶ SEC Freshman of the Week (Sept. 7)

RYAN PUGH

- ▶ *Lindy's* Preseason All-SEC First Team

BEN TATE

- ▶ Maxwell Award Watch List
- ▶ *Athlon Sports* Preseason All-SEC Third Team
- ▶ Phil Steele Preseason All-SEC Second Team
- ▶ Coaches' All-SEC Third Team

TOMMY TROTT

- ▶ John Mackey Award Watch List

LEE ZIEMBA

- ▶ *Lindy's* Preseason All-SEC Second Team
- ▶ *Athlon Sports* Preseason All-SEC Second Team
- ▶ *Sports Illustrated* Preseason All-SEC Second Team
- ▶ Coaches' All-SEC Second Team
- ▶ Media All-SEC Second Team

Auburn's 2009 Opponents/Polls

LOUISIANA TECH (0-1)			KENTUCKY (1-0)			ASSOCIATED PRESS TOP 25				
Sept. 5	at Auburn [ESPN]	L, 13-37	Sept. 5	at Miami-OH [ESPN]	W, 42-0	Rk	School (1st)	Record	Pts.	Prv.
Sept. 12	at Navy [CBS]	2:30 p.m.	Sept. 19	LOUISVILLE [ESPN]	12 p.m.	1.	Florida (56)	1-0	1493	1
Sept. 19	NICHOLLS STATE	6 p.m.	Sept. 26	FLORIDA	TBA	2.	Texas (2)	1-0	1424	2
Sept. 30	HAWAII [ESPN2]	7 p.m.	Oct. 3	ALABAMA	TBA	3.	USC	1-0	1355	4
Oct. 9	at Nevada [ESPN]	8 p.m.	Oct. 10	at South Carolina	TBA	4.	<i>Alabama (2)</i>	1-0	1331	5
Oct. 17	NEW MEXICO STATE (HC)	3 p.m.	Oct. 17	at Auburn	TBA	5.	Oklahoma State	1-0	1201	9
Oct. 24	at Utah State [ERT]	2 p.m.	Oct. 24	LA.-MONROE	TBA	6.	<i>Mississippi</i>	1-0	1095	8
Oct. 31	at Idaho [ERT]	4 p.m.	Oct. 31	MISSISSIPPI STATE	TBA	7.	Penn State	1-0	1082	10
Nov. 6	BOISE STATE [ESPN2]	7 p.m.	Nov. 7	EASTERN KENTUCKY	TBA	8.	Ohio State	1-0	985	6
Nov. 14	at LSU	7 p.m.	Nov. 14	at Vanderbilt	TBA	9.	BYU	1-0	984	20
Nov. 21	at Fresno State	4 p.m.	Nov. 21	at Georgia	TBA	10.	California	1-0	971	12
Dec. 5	SAN JOSE STATE [ERT]	1 p.m.	Nov. 28	TENNESSEE	TBA	11.	<i>LSU</i>	1-0	890	11
MISSISSIPPI STATE (1-0)			LSU (1-0)			12.	Boise State	1-0	882	14
Sept. 5	JACKSON STATE [ESPN]	W, 45-7	Sept. 5	at Washington	W, 31-23	13.	Oklahoma	0-1	782	3
Sept. 12	at Auburn [FSS]	6 p.m.	Sept. 12	VANDERBILT [ESPN]	6 p.m.	14.	Virginia Tech	0-1	652	7
Sept. 19	at Vanderbilt [FSS]	6 p.m.	Sept. 19	UL-LAFAYETTE [ESPN]	6 p.m.	15.	Georgia Tech	1-0	630	15
Sept. 26	LSU	TBA	Sept. 26	at Mississippi State [ESPN]	TBA	16.	TCU	0-0	523	17
Oct. 3	GEORGIA TECH	TBA	Oct. 3	at Georgia	TBA	17.	Utah	1-0	404	19
Oct. 10	HOUSTON (HC)	TBA	Oct. 10	FLORIDA	7 p.m.	18.	Notre Dame	1-0	383	23
Oct. 17	at Middle Tennessee	TBA	Oct. 24	AUBURN	7 p.m.	19.	North Carolina	1-0	338	21
Oct. 24	FLORIDA	TBA	Oct. 31	TULANE	7 p.m.	20.	Oregon	1-0	315	NR
Oct. 31	at Kentucky	TBA	Nov. 7	at Alabama	TBA	21.	<i>Georgia</i>	0-1	294	13
Nov. 14	ALABAMA	TBA	Nov. 14	LOUISIANA TECH (HC)	7 p.m.	22.	Nebraska	1-0	266	24
Nov. 21	at Arkansas	TBA	Nov. 21	at Ole Miss	TBA	23.	Cincinnati	1-0	248	NR
Nov. 28	OLE MISS	TBA	Nov. 28	ARKANSAS	7 p.m.	24.	Kansas	1-0	196	25
WEST VIRGINIA (1-0)			OLE MISS (1-0)			25.	Missouri	1-0	126	NR
Sept. 5	LIBERTY	W, 33-20	Sept. 6	at Memphis [ESPN]	W, 45-14	OTHERS RECEIVING VOTES				
Sept. 12	EAST CAROLINA	3:30 p.m.	Sept. 19	SE LOUISIANA [CSS]	6:30 p.m.	Oregon St. 113, Michigan St. 83, Pittsburgh 82, Texas Tech				
Sept. 19	at Auburn [ESPN/ESPN2]	7:45 p.m.	Sept. 24	at South Carolina [ESPN]	6:30 p.m.	53, Oregon 47, Clemson 40, Florida St. 39, <i>West Virginia</i>				
Oct. 1	COLORADO [ESPN]	7:30 p.m.	Oct. 3	at Vanderbilt	TBA	32, <i>Tennessee</i> 30, Iowa 24, Michigan 18, UCLA 18, Baylor				
Oct. 10	at Syracuse	TBA	Oct. 10	ALABAMA	TBA	17, Boston College 14, Arizona 12, East Carolina 6,				
Oct. 17	MARSHALL	3:30 p.m.	Oct. 17	UAB (HC)	TBA	Auburn 4, Air Force 4, Colorado State 4, South Carolina 3,				
Oct. 24	CONNECTICUT	TBA	Oct. 24	ARKANSAS	TBA	<i>Arkansas</i> 3, Houston 1, Southern Miss 1, Tulsa 1, South				
Oct. 30	at South Florida [ESPN2]	TBA	Oct. 31	at Auburn	TBA	Florida 1.				
Nov. 7	LOUISVILLE	TBA	Nov. 7	NORTHERN ARIZONA	TBA	USA TODAY TOP 25				
Nov. 13	at Cincinnati [ESPN2]	8 p.m.	Nov. 14	TENNESSEE	TBA	Rk	School (1st)	Record	Pts.	Prv.
Nov. 27	PITTSBURGH	TBA	Nov. 21	LSU	TBA	1.	Florida (56)	1-0	1472	1
Dec. 5	at Rutgers	TBA	Nov. 28	at Mississippi State	TBA	2.	Texas (2)	1-0	1407	2
BALL STATE (0-1)			FURMAN (1-0)			3.	USC (1)	1-0	1352	4
Sept. 3	NORTH TEXAS [ESPN]	L, 10-20	Sept. 5	PRESBYTERIAN [My 40]	W, 45-21	4.	<i>Alabama</i>	1-0	1299	5
Sept. 12	NEW HAMPSHIRE	7 p.m.	Sept. 12	at Chattanooga	6 p.m.	5.	Penn State	1-0	1145	8
Sept. 19	at Army [CBS/Coll.]	12 p.m.	Sept. 19	at Missouri	2 p.m.	6.	Oklahoma State	1-0	1114	11
Sept. 26	at Auburn	TBA	Sept. 26	at Western Carolina	6 p.m.	7.	Ohio State	1-0	1106	6
Oct. 3	TOLEDO (HC)	12 p.m.	Oct. 3	ELON	3 p.m.	8.	<i>Mississippi</i>	1-0	1006	10
Oct. 10	at Temple	1 p.m.	Oct. 17	SAMFORD	2 p.m.	9.	<i>LSU</i>	1-0	977	9
Oct. 17	BOWLING GREEN	12 p.m.	Oct. 24	at The Citadel	2 p.m.	10.	California	1-0	935	12
Oct. 24	at Eastern Michigan	1 p.m.	Oct. 31	APPALACHIAN STATE	12 p.m.	11.	Boise State	1-0	803	16
Oct. 31	OHIO	12 p.m.	Nov. 7	at Auburn	TBA	12.	BYU	1-0	755	24
Nov. 12	at Northern Illinois [ESPN]	TBA	Nov. 14	at Georgia Southern	2 p.m.	13.	Georgia Tech	1-0	685	15
Nov. 18	CENTRAL MICHIGAN [ESPN/2]	6/8 p.m.	Nov. 21	WOFFORD	3 p.m.	14.	Oklahoma	0-1	682	3
Nov. 24	at Western Michigan [ESPN2]	7 p.m.	GEORGIA (0-1)			15.	Virginia Tech	0-1	633	7
TENNESSEE (1-0)			Sept. 5	at #9/11 Oklahoma State [ABC]	L, 10-24	16.	TCU	0-0	543	17
Sept. 5	W. KENTUCKY [SEC NET]	W, 63-7	Sept. 12	SOUTH CAROLINA [ESPN2]	7 p.m.	17.	Utah	1-0	503	18
Sept. 12	UCLA [ESPN]	4 p.m.	Sept. 19	at Arkansas [ESPN/ESPN2]	7:45 p.m.	18.	Nebraska	1-0	360	22
Sept. 19	at Florida [CBS]	3:30 p.m.	Sept. 26	ARIZONA STATE	TBA	19.	North Carolina	1-0	358	20
Sept. 26	OHIO	TBA	Oct. 3	LSU	TBA	20.	Notre Dame	1-0	335	23
Oct. 3	AUBURN	TBA	Oct. 10	at Tennessee	TBA	21.	<i>Georgia</i>	0-1	304	13
Oct. 10	GEORGIA	TBA	Oct. 17	at Vanderbilt	TBA	22.	Miami (Fla.)	1-0	276	NR
Oct. 24	at Alabama	TBA	Oct. 31	at Florida [CBS]	3:30 p.m.	23.	Cincinnati	1-0	187	NR
Oct. 31	SOUTH CAROLINA	TBA	Nov. 7	TENNESSEE TECH (HC)	TBA	24.	Oregon State	1-0	169	25
Nov. 7	MEMPHIS	TBA	Nov. 14	AUBURN	TBA	25.	Kansas	1-0	139	NR
Nov. 14	at Mississippi	TBA	Nov. 21	KENTUCKY	TBA	OTHERS RECEIVING VOTES				
Nov. 21	VANDERBILT	TBA	Nov. 28	at Georgia Tech	TBA	Michigan St. 133, Missouri 97, Iowa 70, Florida St. 62,				
Nov. 28	at Kentucky	TBA	ALABAMA (1-0)			Texas Tech 53, Oregon 50, Pittsburgh 26, Clemson 24,				
ARKANSAS (1-0)			Sept. 5	vs. #7/7 Virginia Tech [ABC]	W, 34-24	South Carolina 23, <i>Tennessee</i> 21, Auburn 13, <i>West Virginia</i>				
Sept. 5	MISSOURI STATE	W, 48-10	Sept. 12	FLORIDA INTERNATIONAL	6 p.m.	13, South Florida 12, <i>Kentucky</i> 8, Arizona 5, Michigan 4,				
Sept. 19	GEORGIA [ESPN or ESPN2]	6:45 p.m.	Sept. 19	NORTH TEXAS [SEC Net]	11:20 a.m.	Northwestern 4, Boston College 3, <i>Arkansas</i> 2, Baylor 2,				
Sept. 26	at Alabama	TBA	Sept. 26	ARKANSAS	TBA	UCLA 2, Colorado St. 1, Minnesota 1, Tulsa 1.				
Oct. 3	at Texas A&M	TBA	Oct. 3	at Kentucky	TBA	2009 Auburn opponents in italics				
Oct. 10	AUBURN	TBA	Oct. 10	at Mississippi	TBA					
Oct. 17	at Florida	TBA	Oct. 17	SOUTH CAROLINA (HC)	TBA					
Oct. 24	at Ole Miss	TBA	Oct. 24	TENNESSEE	TBA					
Oct. 31	EASTERN MICHIGAN (HC)	TBA	Nov. 7	LSU	TBA					
Nov. 7	SOUTH CAROLINA	TBA	Nov. 14	at Mississippi State	TBA					
Nov. 14	TROY	TBA	Nov. 21	TENNESSEE-CHATTANOOGA	TBA					
Nov. 21	MISSISSIPPI	TBA	Nov. 27	at Auburn [CBS]	1:30 p.m.					
Nov. 28	at LSU	TBA								

2009 Auburn Depth Chart

Pronunciation Guide		Offense		Defense	
2 Aairon Savage DB AIR-un	QB 12 Chris Todd (6-4, 210, Sr.) 19 Neil Caudle (6-3, 200, Jr.) 17 Tyrik Rollison (6-0, 194, Fr.)	LE 52 Antonio Coleman (6-3, 261, Sr.) 98 Zach Clayton (6-3, 281, Jr.)			
15 Neiko Thorpe DB NEE-ko	TB 44 Ben Tate (5-11, 218, Sr.) 23 Onterio McCalebb (5-10, 164, Fr.) 32 Eric Smith (5-10, 237, So.)	LT 90 Nick Fairley (6-5, 293, So.) 93 Mike Blanc (6-4, 288, Jr.)			
17 Tyrik Rollison QB TY-rick RAHL-ih-son	FB 27 Mario Fannin (5-11, 225, Jr.) 30 John Douglas (6-2, 241, So.) --OR-- 83 Gabe McKenzie (6-5, 252, Sr.)	RT 91 Jake Ricks (6-4, 292, Sr.) 97 Derrick Lykes (6-2, 284, RFr.)			
19 Neil Caudle QB CAW-dull	TE 5 Tommy Trott (6-5, 243, Sr.) 43 PhilipLutzenkirchen (6-4, 262, Fr.) 82 Jay Wisner (6-2, 194, Jr.)	RE 49 Michael Goggans (6-3, 264, Jr.) 95 Dee Ford (6-4, 214, Fr.)			
23 Onterio McCalebb RB Mik-KAY-lub	WR 81 Terrell Zachery (6-1, 203, Jr.) 18 Kodi Burns (6-2, 208, Jr.)	LLB 46 Craig Stevens (6-3, 223, Jr.) 35 Jonathan Evans (5-11, 207, Fr.)			
25 D'Antoine Hood DB duh-AN-twon	WR 89 Darvin Adams (6-3, 185, So.) 3 DeAngelo Benton (6-2, 192, Fr.) --OR-- 80 Emory Blake (6-1, 192, Fr.)	MLB 17 Josh Bynes (6-2, 239, Jr.) 31 Adam Herring (6-1, 216, So.)			
42 Philip Pierre-Louis WR pee-AIRLOO-iss	LT 73 Lee Ziemba (6-8, 308, Jr.) 79 Jared Cooper (6-4, 295, So.)	RLB 31 Adam Herring (6-1, 216, So.) 21 Eltoro Freeman (5-11, 219, So.) 36 Wade Christopher (6-1, 215, So.)			
43 Philip Lutzenkirchen TE LUTZ-en-kirk-en	LG 57 Byron Isom (6-3, 291, Jr.) 76 Jorell Bostrom (6-3, 353, Jr.)	LC 6 Walter McFadden (6-0, 175, Sr.) 8 Harry Adams (6-0, 183, So.)			
49 Michael Goggans DE GAH-guns	C 50 Ryan Pugh (6-4, 289, Jr.) 53 Bart Eddins (6-4, 297, Jr.)	S 25 Daren Bates (5-11, 195, Fr.) 20 Drew Cole (5-11, 182, So.) 22 T'Sharvan Bell (6-0, 176, RFr.)			
50 Ryan Pugh OL PYEW	RG 66 Mike Berry (6-3, 311, Jr.) 71 John Sullen (6-6, 326, Fr.)	S 4 Zac Etheridge (6-0, 212, Jr.) 11 Mike Slade (6-3, 192, So.)			
57 Byron Isom DL buh-RONEYE-some	RT 75 Andrew McCain (6-6, 299, Sr.) 55 Vance Smith (6-2, 281, So.)	RC 15 Neiko Thorpe (6-2, 176, So.) 32 Demond Washington (5-9, 185, Jr.)			
73 Lee Ziemba OL ZIM-bah					
81 Terrell Zachery WR ter-ELL					
82 Jay Wisner WR WIZ-ner					
85 Quindarius Carr WR quin-DARE-ee-us					
86 John Cubelic WR CUBE-eh-lick					
93 Mike Blanc DL BLAHNK					
94 Nosa Egaue DL NO-suh EE-gway					
		Special Teams			
		PK 18 Wes Byrum (6-2, 209, Jr.) 37 Morgan Hull (6-3, 199, Jr.)	PR 27 Mario Fannin (5-11, 225, Jr.) 24 Anthony Gulley (5-9, 176, Fr.)		
		P 97 Clinton Durst (6-1, 191, Sr.) 21 Ryan Shoemaker (6-0, 184, Jr.)	KOR 81 Terrell Zachery (6-1, 203, Jr.) & 23 Onterio McCalebb (5-10, 164, Fr.)		
		DS 61 Josh Harris (6-1, 220, So.) 48 Bailey Woods (6-5, 237, So.)	15 Neiko Thorpe (6-2, 176, So.) & 27 Mario Fannin (5-11, 225, So.)		
		H 96 Clayton Crofoot (6-6, 191, Sr.) 19 Neil Caudle (6-3, 200, Jr.)			

2009 Auburn Football Game Recaps

GAME
1

LOUISIANA TECH
AUBURN

13
37

September 5, 2009

Jordan-Hare Stadium (81,143) • Auburn, Ala.

Carrying a three-point lead into the locker room at halftime, the Auburn offense erupted for 24 second-half points en route to a 37-13 season-opening win over Louisiana Tech under the lights at Jordan-Hare Stadium. The win was also the first for Gene Chizik as Auburn's head coach.

The Tigers put up a balanced 556 yards of total offense in the victory with 301 rushing yards and 255 passing yards. Starting quarterback Chris Todd hit his target on 17-of-26 attempts for two touchdowns and no interceptions.

The highlight of the night for Todd came early in the second half following an interception by freshman Daren Bates. Auburn took over possession at its own 2-yard-line and on third down, Todd found Terrell Zachery down the right sideline for a 93-yard touchdown pass. The play is the longest from scrimmage in Auburn history.

Junior kicker Wes Byrum got the scoring started for Auburn in the first quarter, hitting a 25-yard field goal on the Tigers' first possession.

Louisiana Tech took its only lead of the game at the 5:00 mark of the first quarter as Dennis Morris caught a 19-yard pass from Ross Jenkins. Auburn retaliated on its next possession as Kodi Burns scored the team's first touchdown of the season on a 1-yard run.

With 23 seconds remaining in the first half, Louisiana Tech looked poised to take a 10-10 tie into the locker room following a 20-yard field goal by Matt Nelson, but Auburn marched back down the field, gaining 29 yards on three plays, to set up the 49-yard field goal by Byrum with no time left on the clock for the 13-10 lead.

The Tigers' momentum continued to roll as the third quarter started, beginning with the record-setting touchdown from Todd to Zachery at the 10:59 mark. Byrum connected on his final field goal of the game at the 4:28 mark of the period to give Auburn a 23-10 lead. Tech would follow up on its next possession with a field goal of its own by Nelson, cutting the lead to 23-13.

The Auburn defense kept the Bulldogs scoreless in the fourth quarter, capping off a half in which it gave up only 102 yards of total offense.

With 12:45 left in the game, Todd connected with sophomore Darvin Adams for his first career touchdown on a 17-yard pass. True freshman Onterio McCalebb followed with 5:27 remaining in the game with his first career touchdown as well, scoring on a 3-yard run.

McCalebb finished the game with a game-high 148 yards of rushing, becoming the first Auburn true freshman to run for more than 100 yards in a season open-

er since Bo Jackson accomplished the feat with 123 yards against Wake Forest in 1982.

McCalebb was not the only 100-yard rusher on the team as senior Ben Tate racked up 118 of his own, marking the first time since 2007 against New Mexico State for Auburn to have two 100-yard rushers. Tate also hit another milestone in the game as he became the 13th Auburn player ever to amass 2,000 career rushing yards. He finished the game with a total of 2,076, ranking him 12th all-time at Auburn.

Zachery led the Auburn receiving corps with 98 yards, followed by Mario Fannin with 82 and Adams with 65.

On the defensive end, Zac Etheridge, Craig Stevens and Josh Bynes finished with eight tackles each to lead the Tigers. Senior Antonio Coleman finished with seven tackles and a sack, giving him 15.5 on his career and a tie for 10th all-time at Auburn in the category.

With the win, Auburn holds an 11-0-1 record all-time against Louisiana Tech and is 90-25-2 in season-opening games.

SCORING SUMMARY

Louisiana Tech7	3	3	0	—	13
Auburn10	3	10	14	—	37

AU - Byrum 25 yd field goal, 9:24, 1st
 LT - Morris 19 yd pass from Jenkins (Nelson kick), 5:00, 1st
 AU - Burns 1 yd run (Byrum kick), 1:33, 1st
 LT - Nelson 20 yd field goal, 0:23, 2nd
 AU - Byrum 49 yd field goal, 0:00, 2nd
 AU - Zachary 93 yd pass from Todd (Byrum kick), 10:59, 3rd
 AU - Byrum 47 yd field goal, 4:28, 3rd
 LT - Nelson 46 yd field goal, 0:52, 3rd
 AU - D. Adams 17 yd pass from Todd (Byrum kick), 12:45, 4th
 AU - McCalebb 3 yd run (Byrum kick), 5:27, 4th

TEAM STATISTICS

	LT	AU
First Downs	19	27
Rushes-Yards	37-96	52-301
Passing Yards	149	255
Comp-Att-Int	18-33-1	17-27-0
Total Plays-Yards	70-245	79-556
Punts-Avg.	6-38.3	2-41.0
Fumbles/Lost	3/1	3/2
Penalties-Yards	3-30	8-87
3rd Down Conv.	5-of-14	8-of-13
Time of Possession	31:23	28:37

INDIVIDUAL STATISTICS

RUSHING: (LT) - Porter 17-56; Jenkins 10-36; Morrow 1-6; Duplessis 5-6; Compton 1-2; Livas 1-1; Fite 1-minus 2; TEAM 1-minus 9. (AU) - McCalebb 22-148; Tate 20-117; Burns 8-23; Zachery 1-10; Todd 1-3.
PASSING: (LT) - Jenkins 18-33-1-149. (AU) - Todd 17-26-0-255; Burns 0-1-0-0.
RECEIVING: (LT) - Livas 5-43; Tuminello 3-26; Morris 2-30; Fite 2-17; Porter 2-13; Mitchell 1-8; Stuart 1-7; Linwood 1-5; Morrow 1-0. (AU) - Fannin 8-82; D. Adams 4-65; Zachery 3-98; Tate 2-10.

The Players



DARVIN ADAMS #89
WR

6-3 · 185 · So. · 1L
Kennesaw, Ga. (Harrison)
Education


2009 — Had first career start in season opener vs. Louisiana Tech, catching four passes for 65 yards including first career TD grab ... TD came on 17-yard pass from Chris Todd.

ADAMS' CAREER RECEIVING STATS

YEAR	G/GS	NO	YDS	AVG	TD	LP/OPPONENT
2009	1/1	4	65	16.25	1	28/La. Tech

ADAMS' GAME-BY-GAME RECEIVING STATS

DATE	OPPONENT	REC	YDS	AVG	TD
9/5/09	* LOUISIANA TECH	4	65	16.25	1
9/12/09	MISSISSIPPI STATE				
9/19/09	WEST VIRGINIA				
9/26/09	BALL STATE				
10/3/09	at Tennessee				
10/10/09	at Arkansas				
10/17/09	KENTUCKY				
10/24/09	at LSU				
10/31/09	OLE MISS				
11/7/09	FURMAN				
11/14/09	at Georgia				
11/27/09	ALABAMA				



DAREN BATES #25
DB

5-11 · 195 · Fr. · HS
Olive Branch, Miss. (Olive Branch)
Undecided

2009 — Started at safety in season opener vs. Louisiana Tech ... Recorded AU's only interception of the game, making a leaping grab at the AU 2-yard line to halt a Tech scoring threat

BATES' CAREER DEFENSIVE STATS

YEAR	G/GS	TT	UT	AT	TFL-YDS	QBS-YDS	FF/FR	PD	I/YDS
2009	1/1	3	1	2	0-0	0-0	0/0	1	1/0

BATES' GAME-BY-GAME DEFENSIVE STATS

DATE	OPPONENT	TT	UT	AT	PD	INT-YDS
9/5/09	* LOUISIANA TECH	3	1	2	1	1-0
9/12/09	MISSISSIPPI STATE					
9/19/09	WEST VIRGINIA					
9/26/09	BALL STATE					
10/3/09	at Tennessee					
10/10/09	at Arkansas					
10/17/09	KENTUCKY					
10/24/09	at LSU					
10/31/09	OLE MISS					
11/7/09	FURMAN					
11/14/09	at Georgia					
11/27/09	ALABAMA					



T'SHARVAN BELL #DB
22

6-0 · 176 · RFr. · RS
Kissimmee, Fla. (Osceola)
Liberal Arts

2009 — Recorded one solo tackle in season opener vs. Louisiana Tech.

BELL'S CAREER DEFENSIVE STATS

YEAR	G/GS	TT	UT	AT	TFL-YDS	QBS-YDS	FF/FR	PD	I/YDS
2009	1/0	1	1	0	0.0-0	0.0-0	0/0	0	0-0

BELL'S GAME-BY-GAME DEFENSIVE STATS

DATE	OPPONENT	TT	UT	AT	PD	INT-YDS
9/5/09	LOUISIANA TECH	1	1	0	0	0-0
9/12/09	MISSISSIPPI STATE					
9/19/09	WEST VIRGINIA					
9/26/09	BALL STATE					
10/3/09	at Tennessee					
10/10/09	at Arkansas					
10/17/09	KENTUCKY					
10/24/09	at LSU					
10/31/09	OLE MISS					
11/7/09	FURMAN					
11/14/09	at Georgia					
11/27/09	ALABAMA					



DEANGELO BENTON #3
WR

6-2 · 192 · Fr. · HS
Bastrop, La. (Bastrop)
Undecided

2009 — Saw playing time, but did not record a catch in season opener vs. Louisiana Tech.

BENTON'S CAREER RECEIVING STATS

YEAR	G/GS	NO	YDS	AVG	TD	LP/OPPONENT
2009	1/0	0	0	0.0	0	--

BENTON'S GAME-BY-GAME RECEIVING STATS

DATE	OPPONENT	REC	YDS	AVG	TD
9/5/09	LOUISIANA TECH	0	0	0.0	0
9/12/09	MISSISSIPPI STATE				
9/19/09	WEST VIRGINIA				
9/26/09	BALL STATE				
10/3/09	at Tennessee				
10/10/09	at Arkansas				
10/17/09	KENTUCKY				
10/24/09	at LSU				
10/31/09	OLE MISS				
11/7/09	FURMAN				
11/14/09	at Georgia				
11/27/09	ALABAMA				


The Players



MIKE BERRY #66
OL

6-3 · 311 · Jr. · 2L
Antioch, Tenn. (Brentwood Academy)
Public Administration

2009 — Started at guard in season opener vs. Louisiana Tech and helped Tigers roll up 301 yards rushing and did not allow a sack on 27 passing attempts ... Registered six knock-down blocks vs. Tech.



MONTEZ BILLINGS #84
WR

6-2 · 183 · Sr. · 3L
Pelham, Ala. (Pelham)
Graduate

2009 — Has not played

BILLINGS' CAREER RECEIVING STATS

YEAR	G/GS	NO	YDS	AVG	TD	LP/OPPONENT
2006	11/0	3	47	15.7	0	21/Arkansas State
2007	12/9	28	321	11.5	1	31/LSU
2008	11/11	24	277	11.5	0	31/Mississippi State
2009	0/0	0	0	0.0	0	---
Totals	34/20	55	645	11.7	1	31 (2x, last vs. Miss. St., 9/13/08)

BILLINGS' CAREER GAME HIGH STATS

	No.	Opponent	Date
Receptions	6	LSU	10/20/07
Rec. Yards	78	LSU	10/20/07
Rec. TDs	1	LSU	10/20/07

BILLINGS' GAME-BY-GAME RECEIVING STATS

DATE	OPPONENT	REC	YDS	AVG	TD
9/5/09	LOUISIANA TECH				DID NOT PLAY
9/12/09	MISSISSIPPI STATE				
9/19/09	WEST VIRGINIA				
9/26/09	BALL STATE				
10/3/09	at Tennessee				
10/10/09	at Arkansas				
10/17/09	KENTUCKY				
10/24/09	at LSU				
10/31/09	OLE MISS				
11/7/09	FURMAN				
11/14/09	at Georgia				
11/27/09	ALABAMA				



EMORY BLAKE #80
WR

6-1 · 192 · Fr. · HS
Austin, Texas (Stephen F. Austin)
Undecided


2009 — Saw playing time, but did not have a reception in season opener vs. Louisiana Tech.

BLAKE'S CAREER RECEIVING STATS

YEAR	G/GS	NO	YDS	AVG	TD	LP/OPPONENT
2009	1/0	0	0	0.0	0	---

BLAKE'S GAME-BY-GAME RECEIVING STATS

DATE	OPPONENT	REC	YDS	AVG	TD
9/5/09	LOUISIANA TECH	0	0	0.0	0
9/12/09	MISSISSIPPI STATE				
9/19/09	WEST VIRGINIA				
9/26/09	BALL STATE				
10/3/09	at Tennessee				
10/10/09	at Arkansas				
10/17/09	KENTUCKY				
10/24/09	at LSU				
10/31/09	OLE MISS				
11/7/09	FURMAN				
11/14/09	at Georgia				
11/27/09	ALABAMA				



MIKE BLANC #93
DL

6-4 · 288 · Jr. · 2L
Pompano Beach, Fla. (Deerfield Beach)
Public Administration

2009 — Recorded a sack (-5 yards) to go with two total tackles in season opener vs. Louisiana Tech ... Sack vs. Tech was first since Ole Miss game in 2008.


BLANC'S CAREER DEFENSIVE STATS

YEAR	G/GS	TT	UT	AT	TFL-YDS	QBS-YDS	FF/FR	PD	I/YDS
2007	12/0	6	3	3	0.0-0	0.0-0	0/0	0	0-0
2008	12/6	27	11	16	3.5-6	0.5-4	0/0	0	0-0
2009	1/0	2	1	1	1.0-5	1.0-5	0/0	0	0-0
Totals	25/6	35	15	20	4.5-11	1.5-9	0/0	0	0-0

BLANC'S GAME-BY-GAME DEFENSIVE STATS

DATE	OPPONENT	TT	UT	AT	TFL-YDS	QBS-YDS
9/5/09	LOUISIANA TECH	2	1	1	1.0-5	1.0-5
9/12/09	MISSISSIPPI STATE					
9/19/09	WEST VIRGINIA					
9/26/09	BALL STATE					
10/3/09	at Tennessee					
10/10/09	at Arkansas					
10/17/09	KENTUCKY					
10/24/09	at LSU					
10/31/09	OLE MISS					
11/7/09	FURMAN					
11/14/09	at Georgia					
11/27/09	ALABAMA					

The Players



KODI #18
BURNS QB

6-2 · 208 · Jr. · 2L
Fort Smith, Ark. (Northside)
Exercise Science

2009 — In multi-purpose role, rushed for 23 yards with a TD and was 0-for-1 passing in season opener vs. Louisiana Tech ... TD came on 1-yard run and gave AU a 10-7 lead.

BURNS' CAREER PASSING STATS

YEAR	G/GS	CMP	ATT	PCT	YDS	INT	TD	LP/OPPONENT
2007	9/1	10	26	38.5	145	1	2	58/New Mexico State
2008	10/7	94	179	52.5	1,050	7	2	52/Ole Miss
2009	1/0	0	1	0.0	0	0	0	--
Totals	20/8	104	206	50.5	1,195	8	4	58/New Mexico State

BURNS' CAREER RUSHING STATS

YEAR	G/GS	NO	YDS	AVG	TD	LP/OPPONENT
2007	9/1	54	203	3.8	3	18/Mississippi State
2008	10/7	98	411	4.2	5	58/UT Martin
2009	1/0	8	23	2.9	1	11/La. Tech
Totals	20/8	160	637	4.0	9	58/UT Martin

BURN'S CAREER GAME HIGH STATS

	No.	Opponent	Date
Completions	27	Ole Miss	11/1/08
Pass Attempts	43	Ole Miss	11/1/08
Pass Yards	319	Ole Miss	11/1/08
Pass TDs	1	3x (last vs. West Virginia)	10/23/08
Interceptions	3	Ole Miss	11/1/08
Rush Attempts	22	Mississippi State	9/15/07
Rush Yards	158	UT Martin	11/8/08
Rush TDs	2	UT Martin	11/8/08

BURNS' GAME-BY-GAME RECEIVING STATS

DATE	OPPONENT	REC	YDS	AVG	TD
9/5/09	LOUISIANA TECH	0	0	0.0	0
9/12/09	MISSISSIPPI STATE				
9/19/09	WEST VIRGINIA				
9/26/09	BALL STATE				
10/3/09	at Tennessee				
10/10/09	at Arkansas				
10/17/09	KENTUCKY				
10/24/09	at LSU				
10/31/09	OLE MISS				
11/7/09	FURMAN				
11/14/09	at Georgia				
11/27/09	ALABAMA				



JOSH #17
BYNES LB

6-2 · 239 · Jr. · 2L
Lauderdale Lakes, Fla. (Boyd Anderson)
Human Development and Family Studies

2009 — Started at LB in season opener vs. Louisiana Tech and tied for team lead with eight total tackles ... Has started nine consecutive games dating back to last season.

BYNES' CAREER DEFENSIVE STATS

YEAR	G/GS	TT	UT	AT	TFL-YDS	QBS-YDS	FF/FR	PD	I/YDS
2007	4/0	10	8	2	2.0-4	0.0-0	1/0	0	0-0
2008	12/8	53	24	29	3.0-7	0.0-0	0/0	4	3-33
2009	1/1	8	5	3	0.0-0	0.0-0	0/0	0	0-0
Totals	17/9	71	37	34	5.0-11	0.0-0	1/0	4	3-33

BYNES' GAME-BY-GAME DEFENSIVE STATS

DATE	OPPONENT	TT	UT	AT	TFL-YDS	QBS-YDS
9/5/09	* LOUISIANA TECH	8	5	3	0.0-0	0.0-0
9/12/09	MISSISSIPPI STATE					
9/19/09	WEST VIRGINIA					
9/26/09	BALL STATE					
10/3/09	at Tennessee					
10/10/09	at Arkansas					
10/17/09	KENTUCKY					
10/24/09	at LSU					
10/31/09	OLE MISS					
11/7/09	FURMAN					
11/14/09	at Georgia					
11/27/09	ALABAMA					



WES #18
BYRUM K

6-2 · 209 · Jr. · 2L
Ft. Lauderdale, Fla. (St. Thomas Aquinas)
Business

CAREER — Has connected on two game-winning field goals, at Florida and at Arkansas, both in 2007 ... Has hit three field goals in a game five times.

2009 — Was 3-for-3 in FG attempts and 4-4 on PAT tries in season opener vs. Louisiana Tech ... Hit long FG of 49 yards vs. Tech, marking longest FG since hitting 52-yarder on 9/6/08 vs. Southern Miss ... Three FG's also tied career best for the fifth time ... Also kicked off four times for 64.8 average vs. Tech.

BYRUM'S CAREER KICKING STATS

YEAR	FG-A	Pct.	0-19	20-29	30-39	40-49	50+	PAT	Pts
2007	17-23	73.9	0-0	5-5	9-10	3-8	0-0	35-36	86
2008	11-19	57.9	2-2	2-3	3-6	3-7	1-1	22-23	55
2009	3-3	100.0	0-0	1-1	0-0	2-2	0-0	4-4	16
Totals	31-45	68.9	2-2	8-9	12-16	8-17	1-1	61-63	157

BYRUM'S CAREER GAME HIGH STATS

	No.	Opponent	Date
FG Attempts	5	Arkansas	10/13/07
FGs Made	3	5x (last vs. La. Tech)	9/5/09

The Players

2009 Field Goal Sequence (Made/Missed):

9/5/09	LOUISIANA TECH: 29, 49, 47
9/12/09	MISSISSIPPI STATE
9/19/09	WEST VIRGINIA
9/26/09	BALL STATE
10/3/09	at Tennessee
10/10/09	at Arkansas
10/17/09	KENTUCKY
10/24/09	at LSU
10/31/09	OLE MISS
11/7/09	FURMAN
11/14/09	at Georgia
11/27/09	ALABAMA



QUINDARIUS #9
CARR WR
6-1 · 181 · So. · 1L
Huntsville, Ala. (Huntsville)
Criminology

2009 — Saw playing time but did not record a catch vs. Louisiana Tech.

CARR'S CAREER RECEIVING STATS

YEAR	G/GS	NO	YDS	AVG	TD	LP/OPPONENT
2008	12/0	6	63	10.5	0	28/Mississippi State
2009	1/0	0	0	0.0	0	---
Totals	13/0	6	63	10.5	0	28/Mississippi State

CARR'S GAME-BY-GAME RECEIVING STATS

DATE	OPPONENT	REC	YDS	AVG	TD
9/5/09	LOUISIANA TECH	0	0	0.0	0
9/12/09	MISSISSIPPI STATE				
9/19/09	WEST VIRGINIA				
9/26/09	BALL STATE				
10/3/09	at Tennessee				
10/10/09	at Arkansas				
10/17/09	KENTUCKY				
10/24/09	at LSU				
10/31/09	OLE MISS				
11/7/09	FURMAN				
11/14/09	at Georgia				
11/27/09	ALABAMA				



ANTOINE #45
CARTER DE
6-4 · 263 · Jr. · 2L
Ft. Lauderdale, Fla. (Dillard)
Liberal Arts

2009 — Did not play in season opener vs. Louisiana Tech.

CARTER'S CAREER DEFENSIVE STATS

YEAR	G/GS	TT	UT	AT	TFL-YDS	QBS-YDS	FF/FR	PD	I/YDS
2007	13/0	16	8	8	4.0-23	1.5-16	0/0	1	0/0
2008	10/1	16	11	5	6.5-32	2.5-19	0/0	0	0/0
2009	0/0	0	0	0	0.0-0	0.0-0	0/0	0	0/0
Totals	23/1	32	19	13	10.5-55	4.0-35	0/0	1	0/0

CARTER'S CAREER GAME HIGH STATS

	No.	Opponent	Date
Tackles	4	New Mexico State	9/22/07
Tackles for loss	3.0	UT Martin	11/8/08
Sacks	1.0	3x (last vs. UT Martin)	11/8/08

CARTER'S GAME-BY-GAME DEFENSIVE STATS

DATE	OPPONENT	TT	UT	AT	TFL-YDS	QBS-YDS
9/5/09	LOUISIANA TECH					
9/12/09	MISSISSIPPI STATE					
9/19/09	WEST VIRGINIA					
9/26/09	BALL STATE					
10/3/09	at Tennessee					
10/10/09	at Arkansas					
10/17/09	KENTUCKY					
10/24/09	at LSU					
10/31/09	OLE MISS					
11/7/09	FURMAN					
11/14/09	at Georgia					
11/27/09	ALABAMA					



NEIL #19
CAUDLE QB
6-3 · 200 · Jr. · SQ
Hoover, Ala. (Spain Park)
Building Science

2009 — Saw limited play in season opener vs. Louisiana Tech.

CAUDLE'S CAREER PASSING STATS

YEAR	G/GS	CMP	ATT	PCT	YDS	INT	TD	LP/OPPONENT
2007	1/0	0	3	.000	---	1	---	---
2008	2/0	4	5	80.0	32	0	---	16/UT Martin
2009	1/0	0	0	0.0	0	0	---	---
Totals	4/0	4	8	80.0	32	1	---	16/UT Martin

CAUDLE'S GAME-BY-GAME PASSING STATS

DATE	OPPONENT	CMP	ATT	YDS	INT	TD
9/5/09	LOUISIANA TECH	0	0	0	0	0
9/12/09	MISSISSIPPI STATE					
9/19/09	WEST VIRGINIA					
9/26/09	BALL STATE					
10/3/09	at Tennessee					
10/10/09	at Arkansas					
10/17/09	KENTUCKY					
10/24/09	at LSU					
10/31/09	OLE MISS					
11/7/09	FURMAN					
11/14/09	at Georgia					
11/27/09	ALABAMA					

The Players



WADE #36
CHRISTOPHER LB

6-1 · 215 · So. · SQ
Vestavia Hills, Ala. (Vestavia Hills)
Pre-Medicine


2009 — In first career action, made one assisted tackle in season opener vs. Louisiana Tech.

CHRISTOPHER'S CAREER DEFENSIVE STATS

YEAR	G/GS	TT	UT	AT	TFL-YDS	QBS-YDS	FF/FR	PD	I/YDS
2009	1/0	1	0	1	0.0-0	0.0-0	0/0	0	0/0

CHRISTOPHER'S GAME-BY-GAME DEFENSIVE STATS

DATE	OPPONENT	TT	UT	AT	TFL-YDS	QBS-YDS
9/5/09	LOUISIANA TECH	1	0	1	0.0-0	0.0-0
9/12/09	MISSISSIPPI STATE					
9/19/09	WEST VIRGINIA					
9/26/09	BALL STATE					
10/3/09	at Tennessee					
10/10/09	at Arkansas					
10/17/09	KENTUCKY					
10/24/09	at LSU					
10/31/09	OLE MISS					
11/7/09	FURMAN					
11/14/09	at Georgia					
11/27/09	ALABAMA					



ZACH #98
CLAYTON DL

6-3 · 281 · Jr. · 2L
Opelika, Ala. (Opelika)
Finance

2009 — Did not play in season opener vs. Louisiana Tech.

CLAYTON'S CAREER DEFENSIVE STATS

YEAR	G/GS	TT	UT	AT	TFL-YDS	QBS-YDS	FF/FR	PD	I/YDS
2007	10/0	8	4	4	0.5-2	0.0-0	0/0	0	0-0
2008	11/1	22	16	6	7.5-40	4.5-35	0/0	0	0-0
2009	0/0	0	0	0	0.0-0	0.0-0	0/0	0	0-0
Totals	21/1	30	20	10	8.0-42	4.5-35	0/0	0	0/0

CLAYTON'S GAME-BY-GAME DEFENSIVE STATS

DATE	OPPONENT	TT	UT	AT	TFL-YDS	QBS-YDS
9/5/09	LOUISIANA TECH					
9/12/09	MISSISSIPPI STATE					
9/19/09	WEST VIRGINIA					
9/26/09	BALL STATE					
10/3/09	at Tennessee					
10/10/09	at Arkansas					
10/17/09	KENTUCKY					
10/24/09	at LSU					
10/31/09	OLE MISS					
11/7/09	FURMAN					
11/14/09	at Georgia					
11/27/09	ALABAMA					



DREW #20
COLE DB

5-11 · 182 · So. · 1L
Picayune, Miss. (HS)
Liberal Arts

2009 — Recorded two tackles in season opener vs. Louisiana Tech.

COLE'S CAREER DEFENSIVE STATS

YEAR	G/GS	TT	UT	AT	TFL-YDS	QBS-YDS	FF/FR	PD	I/YDS
2008	11/0	3	1	2	0.0-0	0.0-0	0/0	0	0-0
2009	1/0	2	1	1	0.0-0	0.0-0	0/0	0	0-0
Totals	12/0	5	2	3	0.0-0	0.0-0	0/0	0	0-0

COLE'S GAME-BY-GAME DEFENSIVE STATS

DATE	OPPONENT	TT	UT	AT	TFL-YDS	QBS-YDS
9/5/09	LOUISIANA TECH	2	1	1	0.0-0	0.0-0
9/12/09	MISSISSIPPI STATE					
9/19/09	WEST VIRGINIA					
9/26/09	BALL STATE					
10/3/09	at Tennessee					
10/10/09	at Arkansas					
10/17/09	KENTUCKY					
10/24/09	at LSU					
10/31/09	OLE MISS					
11/7/09	FURMAN					
11/14/09	at Georgia					
11/27/09	ALABAMA					



ANTONIO #52
COLEMAN DE

6-3 · 261 · Sr. · 3L
Mobile, Ala. (Williamson)
Graduate

CAREER — Has registered at least one tackle for loss in 17 of his last 26 games played ... Tied for 10th in career sacks with Stanley McClover (2004-05) with 15.5.

2009 — Named to Rotary Lombardi Defensive Lineman Award watch list, Chuck Bednarik Defensive Player of the Year Award watch list, Ted Hendricks Defensive End of the Year watch list and Lowe's Senior CLASS Award watch list ... Recorded 2.5 TFLs with 1.0 sack and seven total tackles in season opener vs. Louisiana Tech ... Has started 12 of the last 12 games played (missed UT Martin game in '08 due to injury).

COLEMAN'S CAREER DEFENSIVE STATS

YEAR	G/GS	TT	UT	AT	TFL-YDS	QBS-YDS	FF/FR	PD	I/YDS
2006	13/0	18	14	4	1.0-3	0.0-0	0/0	0	0/0
2007	13/8	38	29	9	18.5-84	8.5-54	1/1	3	0/0
2008	11/11	46	29	17	10.5-43	1.0-33	1/0	1	0/0
2009	1/1	7	4	3	2.5-10	1.0-7	0/0	0	0/0
Totals	38/20	109	76	33	32.5-140	15.5-87	2/1	4	0/0

COLEMAN'S CAREER GAME HIGH STATS

No.	Opponent	Date
Tackles	8	Georgia
Tackles for loss	4.0	Georgia
Sacks	2.0	Ole Miss

The Players

COLEMAN'S GAME-BY-GAME DEFENSIVE STATS


DATE	OPPONENT	TT	UT	AT	TFL-YDS	QBS-YDS
9/5/09	* LOUISIANA TECH	7	4	3	2.5-10	1.0-7
9/12/09	MISSISSIPPI STATE					
9/19/09	WEST VIRGINIA					
9/26/09	BALL STATE					
10/3/09	at Tennessee					
10/10/09	at Arkansas					
10/17/09	KENTUCKY					
10/24/09	at LSU					
10/31/09	OLE MISS					
11/7/09	FURMAN					
11/14/09	at Georgia					
11/27/09	ALABAMA					



JARED #79
COOPER OL

6-4 · 3295 · So. · SQ
Brewton, Ala. (W.S. Neal)
History in Education

2009 — Saw limited playing time vs. Louisiana Tech in season opener.



CLAYTON #96
CROFOOT DS

6-6 · 191 · Sr. · 1L
Orlando, Fla. (The First Academy)
Supply Chain Management-Business

CAREER — Awarded scholarship by coaching staff.

2009 — Holder on all field goal and PAT's.



JOHN #30
DOUGLAS RB

6-2 · 241 · So. · RS
Augusta, Ga. (St. Thomas Aquinas)
Exercise Science

2009 — Saw playing time in season opener vs. Louisiana Tech but did not record a rush.

DOUGLAS' CAREER RUSHING STATS

YEAR	G/GS	NO	YDS	AVG	TD	LP/OPPONENT
2009	0/0	0	0	0.0	0	--

DOUGLAS' GAME-BY-GAME RUSHING STATS

DATE	OPPONENT	ATT	YDS	Avg.	TD	TD Runs
9/5/09	LOUISIANA TECH	0	0	0.0	0	--
9/12/09	MISSISSIPPI STATE					
9/19/09	WEST VIRGINIA					
9/26/09	BALL STATE					
10/3/09	at Tennessee					
10/10/09	at Arkansas					
10/17/09	KENTUCKY					
10/24/09	at LSU					
10/31/09	OLE MISS					
11/7/09	FURMAN					
11/14/09	at Georgia					
11/27/09	ALABAMA					



CLINTON #97
DURST P

6-1 · 191 · Sr. · 1L
Destin, Fla. (Ft. Walton Beach)
Marketing-Business

CAREER — Awarded scholarship by coaching staff.

2009 — Averaged 41.0 yards on two punts in season opener vs. Louisiana Tech ... Put one punt inside the 20-yard line vs. Tech.

DURST'S CAREER PUNTING STATS

YEAR	G	NO	YDS	AVG	IN20	LP/OPPONENT
2008	11	70	2947	42.1	18	58/Louisiana-Monroe
2009	1	2	82	41.0	1	47/Louisiana Tech
Totals	12	72	3029	42.1	19	58/Louisiana-Monroe

DURST'S CAREER GAME HIGH STATS

	No.	Opponent	Date
Punts	9	3x (last at Alabama)	11/29/08
IN 20	4	Louisiana-Monroe	8/30/08

DURST'S GAME-BY-GAME PUNTING STATS

DATE	OPPONENT	NO	YDS	AVG	IN20	Long
9/5/09	LOUISIANA TECH	2	82	41.0	1	47
9/12/09	MISSISSIPPI STATE					
9/19/09	WEST VIRGINIA					
9/26/09	BALL STATE					
10/3/09	at Tennessee					
10/10/09	at Arkansas					
10/17/09	KENTUCKY					
10/24/09	at LSU					
10/31/09	OLE MISS					
11/7/09	FURMAN					
11/14/09	at Georgia					
11/27/09	ALABAMA					

The Players



BART #53

EDDINS OL

6-4 · 297 · Jr. · 2L
 Montgomery, Ala. (Trinity Presbyterian)
 Agriculture Economics

2009 — Saw playing time in season opener vs. Louisiana Tech.



NOSA #94

EGUAE DL

6-2 · 244 · Fr. · HS
 Mansfield, Texas (Summit)
 Undecided


2009 — Did not play in season opener due to injury.

EGUAE'S CAREER DEFENSIVE STATS

YEAR	G/GS	TT	UT	AT	TFL-YDS	QBS-YDS	FF/FR	PD	I/YDS
2009	0/0	0	0	0	0.0-0	0.0-0	0/0	0	0/0

EGUAE'S GAME-BY-GAME DEFENSIVE STATS

DATE	OPPONENT	TT	UT	AT	TFL-YDS	QBS-YDS
9/5/09	LOUISIANA TECH					DID NOT PLAY
9/12/09	MISSISSIPPI STATE					
9/19/09	WEST VIRGINIA					
9/26/09	BALL STATE					
10/3/09	at Tennessee					
10/10/09	at Arkansas					
10/17/09	KENTUCKY					
10/24/09	at LSU					
10/31/09	OLE MISS					
11/7/09	FURMAN					
11/14/09	at Georgia					
11/27/09	ALABAMA					



ZAC #4

ETHERIDGE SS

6-0 · 212 · Jr. · 2L
 Troy, Ala. (Charles Henderson)
 Public Administration

CAREER — Has started 25 consecutive games.

2009 — Tied for team lead with eight tackles in season opener vs. Louisiana Tech ... Six tackles were solo ... Also had one QBH and half a TFL (minus 2 yards).

ETHERIDGE'S CAREER DEFENSIVE STATS

YEAR	G/GS	TT	UT	AT	TFL-YDS	QBS-YDS	FF/FR	PD	INT-YDS
2006	3/0	0	0	0	0.0-0	0.0-0	0/0	0	0-0
2007	12/12	65	39	26	1.5-7	0.5-6	2/1	5	0-0
2008	12/12	74	38	36	1.5-6	0.0-0	0/0	3	1-0
2009	1/1	8	6	2	0.5-2	0.0-0	0/0	0	0-0
Totals	28/25	147	83	64	3.5-15	0.5-6	2/1	8	1-0

ETHERIDGE'S CAREER GAME HIGH STATS

	No.	Opponent	Date
Tackles	11	vs. Alabama	11/29/08
Interceptions	1	vs. Southern Miss	9/06/08

ETHERIDGE'S GAME-BY-GAME DEFENSIVE STATS

DATE	OPPONENT	TT	UT	AT	PD	INT-YDS
9/5/09	* LOUISIANA TECH	8	6	2	0	0-0
9/12/09	MISSISSIPPI STATE					
9/19/09	WEST VIRGINIA					
9/26/09	BALL STATE					
10/3/09	at Tennessee					
10/10/09	at Arkansas					
10/17/09	KENTUCKY					
10/24/09	at LSU					
10/31/09	OLE MISS					
11/7/09	FURMAN					
11/14/09	at Georgia					
11/27/09	ALABAMA					



JONATHAN #35

EVANS LB

5-11 · 207 · Fr. · HS
 Prichard, Ala. (Mattie T. Blount)
 Undecided

2009 — Recorded one assisted tackle in first collegiate action vs. Louisiana Tech.

EVANS' CAREER DEFENSIVE STATS

YEAR	G/GS	TT	UT	AT	TFL-YDS	QBS-YDS	FF/FR	PD	I/YDS
2009	1/0	1	0	1	0.0-0	0.0-0	0/0	0	0/0

EVANS' GAME-BY-GAME DEFENSIVE STATS

DATE	OPPONENT	TT	UT	AT	TFL-YDS	QBS-YDS
9/5/09	LOUISIANA TECH	1	0	1	0.0-0	0.0-0
9/12/09	MISSISSIPPI STATE					
9/19/09	WEST VIRGINIA					
9/26/09	BALL STATE					
10/3/09	at Tennessee					
10/10/09	at Arkansas					
10/17/09	KENTUCKY					
10/24/09	at LSU					
10/31/09	OLE MISS					
11/7/09	FURMAN					
11/14/09	at Georgia					
11/27/09	ALABAMA					

The Players



MARIO FANNIN #27
RB

5-11 · 225 · Jr. · 2L
Hampton, Ga. (Lovejoy)
Undecided

2009 — Started and set career highs in receptions, eight, and receiving yards, 82, in season opener vs. Louisiana Tech ... Led team in receiving yards and catches vs. Tech.

FANNIN'S CAREER RUSHING STATS

YEAR	G/GS	NO	YDS	AVG	TD	LP/OPPONENT
2006	3/0	0	0	0.0	0	--
2007	13/2	84	448	5.3	5	67/New Mexico State
2008	12/3	54	238	4.4	1	35/Georgia
2009	1/1	0	0	0.0	0	---
Totals	29/6	138	686	5.0	6	67/New Mexico State

FANNIN'S CAREER KOR STATS

YEAR	G	NO	YDS	AVG	TD	LP/OPPONENT
2006	3/0	0	0	0.0	0	--
2007	13/2	19	399	21.0	0	40/Mississippi State
2008	12/3	11	248	22.5	0	69/West Virginia
2009	1/1	1	16	16.0	0	16/Louisiana Tech
Totals	29/6	31	663	21.4	0	69/West Virginia

FANNIN'S CAREER RECEIVING STATS

YEAR	G/GS	NO	YDS	AVG	TD	LP/OPPONENT
2006	3/0	0	0	0.0	0	--
2007	13/2	18	176	9.8	2	22/Clemson
2008	12/3	20	223	11.2	2	52/Georgia
2009	1/1	8	82	10.3	0	26/Louisiana Tech
Totals	29/6	46	481	10.5	4	52/Georgia

FANNIN'S CAREER GAME HIGH STATS

	No.	Opponent	Date
Rush Attempts	15	New Mexico State	9/22/07
Rush Yards	103	New Mexico State	9/22/07
Rush TDs	3	New Mexico State	9/22/07
Receptions	8	Louisiana Tech	9/5/09
Rec. Yards	82	Louisiana Tech	9/5/09
Kickoff Returns	5	Mississippi State	9/15/07
Kick Ret. Yds.	110	Mississippi State	9/15/07

FANNIN'S GAME-BY-GAME RECEIVING STATS

DATE	OPPONENT	REC	YDS	AVG	TD
9/5/09	* LOUISIANA TECH	8	82	10.3	0
9/12/09	MISSISSIPPI STATE				
9/19/09	WEST VIRGINIA				
9/26/09	BALL STATE				
10/3/09	at Tennessee				
10/10/09	at Arkansas				
10/17/09	KENTUCKY				
10/24/09	at LSU				
10/31/09	OLE MISS				
11/7/09	FURMAN				
11/14/09	at Georgia				
11/27/09	ALABAMA				



NICK FAIRLEY #90
DL

6-5 · 293 · So. · JC
Mobile, Ala. (Copiah-Lincoln CC)
Undecided

2009 — Started first career game in season opener vs. Louisiana Tech ... Recorded five tackles with half a TFL, one fumble recovery and two QBH.

FAIRLEY'S CAREER DEFENSIVE STATS

YEAR	G/GS	TT	UT	AT	TFL-YDS	QBS-YDS	FF/FR	PD	I/YDS
2009	1/1	5	2	3	0.5-0	0.0-0	0/1	0	0/0

FAIRLEY'S GAME-BY-GAME DEFENSIVE STATS

DATE	OPPONENT	TT	UT	AT	TFL-YDS	QBS-YDS
9/5/09	* LOUISIANA TECH	2	3	5	0.5-0	0.0-0
9/12/09	MISSISSIPPI STATE					
9/19/09	WEST VIRGINIA					
9/26/09	BALL STATE					
10/3/09	at Tennessee					
10/10/09	at Arkansas					
10/17/09	KENTUCKY					
10/24/09	at LSU					
10/31/09	OLE MISS					
11/7/09	FURMAN					
11/14/09	at Georgia					
11/27/09	ALABAMA					



DEE FORD #95
DE

6-4 · 214 · Fr. · HS
Odenville, Ala. (St. Clair County)
Undecided

2009 — In first collegiate game, recorded one tackle with two QBH.

FORD'S CAREER DEFENSIVE STATS

YEAR	G/GS	TT	UT	AT	TFL-YDS	QBS-YDS	FF/FR	PD	I/YDS
2009	1/0	1	0	1	0.0-0	0.0-0	0/0	0	0/0

FORD'S GAME-BY-GAME DEFENSIVE STATS

DATE	OPPONENT	TT	UT	AT	TFL-YDS	QBS-YDS
9/5/09	LOUISIANA TECH	1	0	1	0.0-0	0.0-0
9/12/09	MISSISSIPPI STATE					
9/19/09	WEST VIRGINIA					
9/26/09	BALL STATE					
10/3/09	at Tennessee					
10/10/09	at Arkansas					
10/17/09	KENTUCKY					
10/24/09	at LSU					
10/31/09	OLE MISS					
11/7/09	FURMAN					
11/14/09	at Georgia					
11/27/09	ALABAMA					

The Players



ELTORO #21
FREEMAN LB

5-11 · 219 · So. · JC
Alexander City, Ala. (Miss. Gulf Coast CC)
Philosophy

SPRING 2009 — Participated in spring drills at Auburn after enrolling in January.
2009 — Did not play in season opener vs. Louisiana Tech.

FREEMAN'S CAREER DEFENSIVE STATS

YEAR	G/GS	TT	UT	AT	TFL-YDS	QBS-YDS	FF/FR	PD	I/YDS
2009	0/0	0	0	0	0.0-0	0.0-0	0/0	0	0/0

FREEMAN'S GAME-BY-GAME DEFENSIVE STATS

DATE	OPPONENT	TT	UT	AT	TFL-YDS	QBS-YDS
9/5/09	LOUISIANA TECH				DID NOT PLAY	
9/12/09	MISSISSIPPI STATE					
9/19/09	WEST VIRGINIA					
9/26/09	BALL STATE					
10/3/09	at Tennessee					
10/10/09	at Arkansas					
10/17/09	KENTUCKY					
10/24/09	at LSU					
10/31/09	OLE MISS					
11/7/09	FURMAN					
11/14/09	at Georgia					
11/27/09	ALABAMA					



HARRIS #58
GASTON LB

6-1 · 219 · Fr. · HS
Bessemer, Ala. (Bessemer Academy)
Undecided

2009 — In first collegiate game, had one solo tackle in season opener vs. Louisiana Tech.

GASTON'S CAREER DEFENSIVE STATS

YEAR	G/GS	TT	UT	AT	TFL-YDS	QBS-YDS	FF/FR	PD	I/YDS
2009	1/0	1	1	0	0.0-0	0.0-0	0/0	0	0/0

GASTON'S GAME-BY-GAME DEFENSIVE STATS

DATE	OPPONENT	TT	UT	AT	TFL-YDS	QBS-YDS
9/5/09	LOUISIANA TECH	1	1	0	0.0-0	0.0-0
9/12/09	MISSISSIPPI STATE					
9/19/09	WEST VIRGINIA					
9/26/09	BALL STATE					
10/3/09	at Tennessee					
10/10/09	at Arkansas					
10/17/09	KENTUCKY					
10/24/09	at LSU					
10/31/09	OLE MISS					
11/7/09	FURMAN					
11/14/09	at Georgia					
11/27/09	ALABAMA					



MICHAEL #49
GOGGANS DE

6-3 · 264 · Jr. · 2L
Alexander City, Ala. (Benjamin Russell)
Public Administration

2009 — Started season opener vs. Louisiana Tech, recording two total tackles with one QBH.

GOGGAN'S CAREER DEFENSIVE STATS

YEAR	G/GS	TT	UT	AT	TFL-YDS	QBS-YDS	FF/FR	PD	I/YDS
2007	12/0	9	4	5	2.0-3	1.0-2	0/1	0	0-0
2008	12/12	27	16	11	4.0-12	0.0-0	0/1	0	0-0
2009	1/1	2	1	1	0.0-0	0.0-0	0/0	0	0-0
Totals	25/13	38	21	17	6.0-15	1.0-2	0/2	0	0-0

GOGGAN'S CAREER GAME HIGH STATS

	No.	Opponent	Date
Tackles	6	vs. Alabama	11/29/08
Tackles for loss	2.0	2x, last vs. Arkansas	11/29/08
Sacks	1.0	Vanderbilt	10/6/07

GOGGAN'S GAME-BY-GAME DEFENSIVE STATS

DATE	OPPONENT	TT	UT	AT	TFL-YDS	QBS-YDS
9/5/09	LOUISIANA TECH	2	1	1	0.0-0	0.0-0
9/12/09	MISSISSIPPI STATE					
9/19/09	WEST VIRGINIA					
9/26/09	BALL STATE					
10/3/09	at Tennessee					
10/10/09	at Arkansas					
10/17/09	KENTUCKY					
10/24/09	at LSU					
10/31/09	OLE MISS					
11/7/09	FURMAN					
11/14/09	at Georgia					
11/27/09	ALABAMA					



ANTHONY #24
GULLEY WR

5-9 · 176 · Fr. · HS
Brantley, Ala. (Brantley)
Undecided

2009 — Saw game time, returning one punt, in season opener vs. Louisiana Tech.

GULLEY'S CAREER RECEIVING STATS

YEAR	G/GS	NO	YDS	AVG	TD	LP/OPPONENT
2009	1/0	0	0	0.0	0	--

The Players

GULLEY'S GAME-BY-GAME RECEIVING STATS

DATE	OPPONENT	REC	YDS	AVG	TD
9/5/09	LOUISIANA TECH	0	0	0.0	0
9/12/09	MISSISSIPPI STATE				
9/19/09	WEST VIRGINIA				
9/26/09	BALL STATE				
10/3/09	at Tennessee				
10/10/09	at Arkansas				
10/17/09	KENTUCKY				
10/24/09	at LSU				
10/31/09	OLE MISS				
11/7/09	FURMAN				
11/14/09	at Georgia				
11/27/09	ALABAMA				



TIM HAWTHORNE #13
WR

6-3 · 212 · Jr. · 2L
Homewood, Ala. (Homewood)
Public Administration

2009 — Had not played due to injury.

HAWTHORNE'S CAREER RECEIVING STATS

YEAR	G/GS	NO	YDS	AVG	TD	LP/OPPONENT
2007	13/3	4	47	11.8	0	8/New Mexico State
2008	12/1	8	203	25.4	0	58/LSU
2009	0/0	0	0	0.0	0	---
Totals	25/4	12	250	20.8	0	58/LSU

HAWTHORNE'S CAREER GAME HIGH STATS

	No.	Opponent	Date
Receptions	2	LSU	9/20/08
Rec. Yards	87	LSU	9/20/08

HAWTHORNE'S GAME-BY-GAME RECEIVING STATS

DATE	OPPONENT	REC	YDS	AVG	TD
9/5/09	LOUISIANA TECH				DID NOT PLAY
9/12/09	MISSISSIPPI STATE				
9/19/09	WEST VIRGINIA				
9/26/09	BALL STATE				
10/3/09	at Tennessee				
10/10/09	at Arkansas				
10/17/09	KENTUCKY				
10/24/09	at LSU				
10/31/09	OLE MISS				
11/7/09	FURMAN				
11/14/09	at Georgia				
11/27/09	ALABAMA				



ADAM HERRING #31
LB

6-1 · 216 · So. · 1L
Springdale, Ark. (Shiloh Christian)
Business Management

2009 — Earned first career start in season opener vs. Louisiana Tech, recording two solo tackles.

HERRING'S CAREER DEFENSIVE STATS

YEAR	G/GS	TT	UT	AT	TFL-YDS	QBS-YDS	FF/FR	PD	I/YDS
2008	11/0	2	1	1	0.0-0	0.0-0	0/0	0	0/0
2009	1/1	2	2	0	0.0-0	0.0-0	0/0	0	0/0
Totals	12/1	4	3	1	0.0-0	0.0-0	0/0	0	0/0

HERRING'S GAME-BY-GAME DEFENSIVE STATS

DATE	OPPONENT	TT	UT	AT	TFL-YDS	QBS-YDS
9/5/09	* LOUISIANA TECH	2	2	0	0.0-0	0.0-0
9/12/09	MISSISSIPPI STATE					
9/19/09	WEST VIRGINIA					
9/26/09	BALL STATE					
10/3/09	at Tennessee					
10/10/09	at Arkansas					
10/17/09	KENTUCKY					
10/24/09	at LSU					
10/31/09	OLE MISS					
11/7/09	FURMAN					
11/14/09	at Georgia					
11/27/09	ALABAMA					



D'ANTOINE HOOD #24
DB

5-10 · 187 · So. · 1L
Phenix City, Ala. (Central-Phenix HS)
Pre-Business

2009 — Has not played.


HOOD'S CAREER DEFENSIVE STATS

YEAR	G/GS	TT	UT	AT	TFL-YDS	QBS-YDS	FF/FR	PD	INT-YDS
2008	12/1	13	7	6	0.0-0	0.0-0	0/1	1	0-0
2009	0/0	0	0	0	0.0-0	0.0-0	0/0	0	0-0
Totals	12/1	13	7	6	0.0-0	0.0-0	0/1	1	0-0

HOOD'S GAME-BY-GAME DEFENSIVE STATS

DATE	OPPONENT	TT	UT	AT	PD	INT-YDS
9/5/09	LOUISIANA TECH					DID NOT PLAY
9/12/09	MISSISSIPPI STATE					
9/19/09	WEST VIRGINIA					
9/26/09	BALL STATE					
10/3/09	at Tennessee					
10/10/09	at Arkansas					
10/17/09	KENTUCKY					
10/24/09	at LSU					
10/31/09	OLE MISS					
11/7/09	FURMAN					
11/14/09	at Georgia					
11/27/09	ALABAMA					

The Players



MORGAN #37

HULL K

6-3 · 199 · Jr. · 1L
Decatur, Ala. (Austin)
Pre-Medicine

2009 — In season opener vs. Louisiana Tech, kicked off three times for a 66.7 yard average.



ANDREW #75

McCAIN OT

6-6 · 299 · Sr. · 3L
Birmingham, Ala. (Briarwood Christian)
Health Services Administration

2009 — Earned first career start in season opener vs. Louisiana Tech ... Started at tackle and did not allow a sack in 27 pass attempts ... Tallied three knockdown blocks vs. Tech.



BYRON #57

ISOM OL

6-3 · 291 · Jr. · 2L
Jonesboro, Ga. (Lovejoy)
Public Administration

2009 — Started at guard in season opener vs. Louisiana Tech and did not allow a sack in 27 pass attempts ... Also recorded three knockdown blocks vs. Tech.



ONTERIO #23

McCALEBB RB

5-10 · 164 · Fr. · HS
Fort Meade, Fla. (Hargrave Military Academy)
Liberal Arts

2009 — Became first freshman RB since Bo Jackson (1982) to rush for 100 yards in a game with 148 yards in season opener vs. Louisiana Tech ... Also had one TD vs. Tech, scoring on a 3-yard run ... Also returned two kickoffs for 49 yards vs. Tech.



PHILIP #43

LUTZENKIRCHEN TE

6-4 · 262 · Fr. · HS
Marietta, Ga. (Lassiter)
Undecided

2009 — Saw playing time but did not record a catch in season opener vs. Louisiana Tech.

LUTZENKIRCHEN'S CAREER RECEIVING STATS

YEAR	G/GS	NO	YDS	AVG	TD	LP/OPPONENT
2009	1/0	0	0	0.0	0	---

LUTZENKIRCHEN'S GAME-BY-GAME RECEIVING STATS

DATE	OPPONENT	REC	YDS	AVG	TD
9/5/09	LOUISIANA TECH	0	0	0.0	0
9/12/09	MISSISSIPPI STATE				
9/19/09	WEST VIRGINIA				
9/26/09	BALL STATE				
10/3/09	at Tennessee				
10/10/09	at Arkansas				
10/17/09	KENTUCKY				
10/24/09	at LSU				
10/31/09	OLE MISS				
11/7/09	FURMAN				
11/14/09	at Georgia				
11/27/09	ALABAMA				

MCCALEBB'S CAREER RUSHING STATS

YEAR	G/GS	NO	YDS	AVG	TD	LP/OPPONENT
2009	1/0	22	148	6.7	1	14/Louisiana Tech

MCCALEBB'S GAME-BY-GAME RUSHING STATS

DATE	OPPONENT	ATT	YDS	Avg.	TD	TD Runs
9/5/09	LOUISIANA TECH	22	148	6.7	1	3
9/12/09	MISSISSIPPI STATE					
9/19/09	WEST VIRGINIA					
9/26/09	BALL STATE					
10/3/09	at Tennessee					
10/10/09	at Arkansas					
10/17/09	KENTUCKY					
10/24/09	at LSU					
10/31/09	OLE MISS					
11/7/09	FURMAN					
11/14/09	at Georgia					
11/27/09	ALABAMA					

The Players



WALTER #6
McFADDEN DB
 6-0 · 175 · Sr. · 3L
 Pompano Beach, Fla. (Ely)
 Graduate

2009 — Started and recorded one pass break-up with two tackles in season opener vs. Louisiana Tech.

McFADDEN'S CAREER DEFENSIVE STATS

YEAR	G/GS	TT	UT	AT	TFL-YDS	QBS-YDS	FF/FR	PD	INT-YDS
2006	11/0	2	2	0	0.0-0	0.0-0	0/0	0	0-0
2007	13/0	10	5	5	1.0-4	0.0-0	0/0	2	1-93
2008	12/12	29	17	12	1.5-7	0.0-0	0/0	10	2-18
2009	1/1	2	1	1	0.0-0	0.0-0	0/0	1	0-0
Totals	37/13	43	25	18	2.5-11	0.0-0	0/0	13	3-111

McFADDEN'S CAREER GAME HIGH STATS

	No.	Opponent	Date
Tackles	5	3x (last vs. Ole Miss)	11/1/08
Interceptions	1	3x (last vs. West Virginia)	10/23/08

McFADDEN'S GAME-BY-GAME DEFENSIVE STATS

DATE	OPPONENT	TT	UT	AT	PD	INT-YDS
9/5/09	* LOUISIANA TECH	2	1	1	1	0-0
9/12/09	MISSISSIPPI STATE					
9/19/09	WEST VIRGINIA					
9/26/09	BALL STATE					
10/3/09	at Tennessee					
10/10/09	at Arkansas					
10/17/09	KENTUCKY					
10/24/09	at LSU					
10/31/09	OLE MISS					
11/7/09	FURMAN					
11/14/09	at Georgia					
11/27/09	ALABAMA					



GABE #83
McKENZIE TE
 6-5 · 252 · Sr. · 3L
 Mobile, Ala. (Davidson)
 Graduate

2009 — Saw playing time, but did not have a catch in season opener vs. Louisiana Tech.

McKENZIE'S CAREER DEFENSIVE STATS

YEAR	G/GS	TT	UT	AT	TFL-YDS	QBS-YDS	FF/FR	PD	I/YDS
2008	12/1	11	6	5	2.5-5	0.0-0	0/0	0	1/24

McKENZIE'S CAREER RECEIVING STATS

YEAR	G/GS	NO	YDS	AVG	TD	LP/OPPONENT
2006	13/0	13	137	10.5	1	25/South Carolina
2007	13/0	13	117	9.0	2	20/Kansas State
2008	12/1	3	33	11.0	0	21/Georgia
2009	1/0	0	0	0.0	0	---
Totals	38/1	29	287	9.9	3	25/South Carolina

McKENZIE'S CAREER GAME HIGH STATS

	No.	Opponent	Date
Receptions	4	2x (last vs. Kansas State)	9/1/07
Rec. Yards	42	2x (last vs. Kansas State)	9/1/07
Rec. TDs	1	3x (last vs. South Florida)	9/8/07

McKENZIE'S GAME-BY-GAME RECEIVING STATS

DATE	OPPONENT	REC	YDS	AVG	TD
9/5/09	LOUISIANA TECH	0	0	0.0	0
9/12/09	MISSISSIPPI STATE				
9/19/09	WEST VIRGINIA				
9/26/09	BALL STATE				
10/3/09	at Tennessee				
10/10/09	at Arkansas				
10/17/09	KENTUCKY				
10/24/09	at LSU				
10/31/09	OLE MISS				
11/7/09	FURMAN				
11/14/09	at Georgia				
11/27/09	ALABAMA				



MIKE #26
McNEIL S
 6-2 · 201 · Jr. · 2L
 Mobile, Ala. (W.P. Davidson)
 Communications

2009 — Has not played.

McNEIL'S CAREER DEFENSIVE STATS

YEAR	G/GS	TT	UT	AT	TFL-YDS	QBS-YDS	FF/FR	PD	I/YDS
2007	13/0	35	22	13	0.5-1	0.0-0	0/0	0	0/0
2008	12/12	75	42	23	3.0-9	1.0-4	0/1	2	0/0
2009	0/0	0	0	0	0.0-0	0.0-0	0/0	0	0/0
Totals	25/12	100	64	36	3.5-10	1.0-4	0/1	2	0/0

McNEIL'S CAREER GAME HIGH STATS

	No.	Opponent	Date
Tackles	9	3x (last vs. Arkansas)	10/11/08

McNEIL'S GAME-BY-GAME DEFENSIVE STATS

DATE	OPPONENT	TT	UT	AT	PD	INT-YDS
9/5/09	LOUISIANA TECH					
9/12/09	MISSISSIPPI STATE					DID NOT PLAY
9/19/09	WEST VIRGINIA					
9/26/09	BALL STATE					
10/3/09	at Tennessee					
10/10/09	at Arkansas					
10/17/09	KENTUCKY					
10/24/09	at LSU					
10/31/09	OLE MISS					
11/7/09	FURMAN					
11/14/09	at Georgia					
11/27/09	ALABAMA					

The Players



RYAN PUGH #50
OL

6-4 · 289 · Jr. · 2L
Hoover, Ala. (Hoover)
Pre-Building Science

2009 — Started at center in season opener vs. Louisiana Tech and tallied five knock-down blocks ... Did not allow a sack on 27 pass attempts vs. Tech.



JAKE RICKS #91
DL

6-4 · 292 · Sr. · 3L
Muscle Shoals, Ala. (Colbert County)
Criminology

2009 — In first career start, forced one fumble, had a QB hurry and recorded a career-best six tackles vs. Louisiana Tech ... Forced fumble was career-first.

RICKS' CAREER DEFENSIVE STATS


YEAR	G/GS	TT	UT	AT	TFL-YDS	QBS-YDS	FF/FR	PD	I/YDS
2006	6/0	1	0	1	0.5-2	0.0-0	0/1	0	0/0
2007	13/0	8	5	3	2.0-3	0.0-0	0/0	0	0/0
2008	12/0	7	3	4	2.0-8	0.0-0	0/1	1	0/0
2009	1/1	6	3	3	0.0-0	0.0-0	1/0	0	0/0
Totals	32/1	22	11	11	4.5-13	0.0-0	1/2	1	0/0

RICKS' CAREER GAME HIGH STATS

	No.	Opponent	Date
Tackles	6	Louisiana Tech	9/5/09
Tackles for loss	1.0	4x (last vs. Ole Miss)	11/1/08

RICKS' GAME-BY-GAME DEFENSIVE STATS

DATE	OPPONENT	TT	UT	AT	TFL-YDS	QBS-YDS
9/5/09	* LOUISIANA TECH	6	3	3	0.0-0	0.0-0
9/12/09	MISSISSIPPI STATE					
9/19/09	WEST VIRGINIA					
9/26/09	BALL STATE					
10/3/09	at Tennessee					
10/10/09	at Arkansas					
10/17/09	KENTUCKY					
10/24/09	at LSU					
10/31/09	OLE MISS					
11/7/09	FURMAN					
11/14/09	at Georgia					
11/27/09	ALABAMA					



SPENCER PYBUS #39
LB

6-0 · 215 · So. · 1L
Dothan, Ala. (Northview)
Building Science


2009 — Has not played.

PYBUS' CAREER DEFENSIVE STATS

YEAR	G/GS	TT	UT	AT	TFL-YDS	QBS-YDS	FF/FR	PD	I/YDS
2008	12/0	14	7	7	1.0-4	0.0-0	0/1	1	0-0
2009	0/0	0	0	0	0.0-0	0.0-0	0/0	0	0-0
Totals	12/0	14	7	7	1.0-4	0.0-0	0/0	1	0-0

PYBUS' GAME-BY-GAME DEFENSIVE STATS

DATE	OPPONENT	TT	UT	AT	TFL-YDS	QBS-YDS
9/5/09	LOUISIANA TECH					
9/12/09	MISSISSIPPI STATE					
9/19/09	WEST VIRGINIA					
9/26/09	BALL STATE					
10/3/09	at Tennessee					
10/10/09	at Arkansas					
10/17/09	KENTUCKY					
10/24/09	at LSU					
10/31/09	OLE MISS					
11/7/09	FURMAN					
11/14/09	at Georgia					
11/27/09	ALABAMA					



AIRON SAVAGE #2
DB

5-11 · 173 · Sr. · 2L
Albany, Ga. (Westover)
Graduate

2009 — Out for season with achilles injury.


SAVAGE'S CAREER DEFENSIVE STATS

YEAR	G/GS	TT	UT	AT	TFL-YDS	QBS-YDS	FF/FR	PD	I/YDS
2006	12/11	53	34	19	4.0-15	2.0-13	1/0	3	1/0
2007	7/3	26	18	8	2.0-1	0.0-0	0/1	0	0/0
Totals	19/14	79	52	27	5.0-16	2.0-13	1/1	3	1/0

SAVAGE'S CAREER GAME HIGH STATS

	No.	Opponent	Date
Tackles	11	Arkansas	10/7/06
Interceptions	1	Ole Miss	10/28/06

The Players



MIKE SLADE #11
DB

6-3 · 192 · So. · 1L
Tallahassee, Fla. (Lincoln)
Communications

2009 — Recorded three tackles in season opener vs. Louisiana Tech.

SLADE' CAREER DEFENSIVE STATS

YEAR	G/GS	TT	UT	AT	TFL-YDS	QBS-YDS	FF/FR	PD	I/YDS
2008	12/0	8	2	6	0.0-0	0.0-0	0/0	0	0/0
2009	1/0	3	1	2	0.0-0	0.0-0	0/0	0	0/0
Totals	13/0	11	3	8	0.0-0	0.0-0	0/0	0	0/0

SLADE' GAME-BY-GAME DEFENSIVE STATS

DATE	OPPONENT	TT	UT	AT	PD	INT-YDS
9/5/09	LOUISIANA TECH	3	1	2	0	0-0
9/12/09	MISSISSIPPI STATE					
9/19/09	WEST VIRGINIA					
9/26/09	BALL STATE					
10/3/09	at Tennessee					
10/10/09	at Arkansas					
10/17/09	KENTUCKY					
10/24/09	at LSU					
10/31/09	OLE MISS					
11/7/09	FURMAN					
11/14/09	at Georgia					
11/27/09	ALABAMA					



ERIC SMITH #32
RB

5-10 · 237 · So. · 1L
Seffner, Fla. (Armwood HS)
Liberal Arts

2009 — Has not played.

SMITH'S CAREER RUSHING STATS

YEAR	G/GS	NO	YDS	AVG	TD	LP/OPPONENT
2008	12/1	21	83	4.0	0	19/Louisiana-Monroe
2009	0/0	0	0	0.0	0	---
Totals	12/1	21	83	4.0	0	19/Louisiana-Monroe

SMITH'S GAME-BY-GAME RUSHING STATS

DATE	OPPONENT	ATT	YDS	Avg.	TD	TD Runs
9/5/09	LOUISIANA TECH					DID NOT PLAY
9/12/09	MISSISSIPPI STATE					
9/19/09	WEST VIRGINIA					
9/26/09	BALL STATE					
10/3/09	at Tennessee					
10/10/09	at Arkansas					
10/17/09	KENTUCKY					
10/24/09	at LSU					
10/31/09	OLE MISS					
11/7/09	FURMAN					
11/14/09	at Georgia					
11/27/09	ALABAMA					



VANCE SMITH #55
OL

6-2 · 281 · So. · 1L
Pace, Fla. (Pace)
Education

2009 — Saw playing time vs. Louisiana Tech in season opener.



TRAVANTE STALLWORTH #85
WR

5-9 · 183 · Fr. · HS
Leesville, Ala. (Leesville)
Undecided

2009 — Saw playing time vs. Louisiana Tech in season opener but did not have a catch.

STALLWORTH'S CAREER RECEIVING STATS

YEAR	G/GS	NO	YDS	AVG	TD	LP/OPPONENT
2009	1/0	0	0	0.0	0	---

STALLWORTH'S GAME-BY-GAME RECEIVING STATS

DATE	OPPONENT	REC	YDS	AVG	TD
9/5/09	LOUISIANA TECH	0	0	0.0	0
9/12/09	MISSISSIPPI STATE				
9/19/09	WEST VIRGINIA				
9/26/09	BALL STATE				
10/3/09	at Tennessee				
10/10/09	at Arkansas				
10/17/09	KENTUCKY				
10/24/09	at LSU				
10/31/09	OLE MISS				
11/7/09	FURMAN				
11/14/09	at Georgia				
11/27/09	ALABAMA				



CRAIG STEVENS #46
LB

6-3 · 223 · Jr. · 2L
Tallahassee, Fla. (Lincoln)
Business Management

2009 — Started at linebacker in season opener vs. Louisiana Tech and tied career high eight tackles ... Also had 1.5 TFLs (minus 3 yards) and 1.0 sack (minus 2 yards) ... Sack was first of career.

The Players

STEVENS' CAREER DEFENSIVE STATS


YEAR	G/GS	TT	UT	AT	TFL-YDS	QBS-YDS	FF/FR	PD	I/YDS
2006	3/0	6	3	3	1.0-1	0.0-0	0/0	0	0/0
2007	10/8	35	20	15	0.0-0	0.0-0	1/0	1	0/0
2008	12/12	54	31	23	0.5-1	0.0-0	0/1	2	0/0
2009	1/1	8	6	2	1.5-3	1.0-2	0	1	0/0
Totals	26/21	103	60	43	3.0-5	1.0-2	1/1	4	0/0

STEVENS' CAREER GAME HIGH STATS

	No.	Opponent	Date
Tackles	8	2x (last vs. Louisiana Tech)	9/5/09
Sacks	1.0	Louisiana Tech	9/5/09
TFL	1.5	Louisiana Tech	9/5/09

STEVENS' GAME-BY-GAME DEFENSIVE STATS

DATE	OPPONENT	TT	UT	AT	TFL-YDS	QBS-YDS
9/5/09	* LOUISIANA TECH	8	6	2	1.5-3	1.0-2
9/12/09	MISSISSIPPI STATE					
9/19/09	WEST VIRGINIA					
9/26/09	BALL STATE					
10/3/09	at Tennessee					
10/10/09	at Arkansas					
10/17/09	KENTUCKY					
10/24/09	at LSU					
10/31/09	OLE MISS					
11/7/09	FURMAN					
11/14/09	at Georgia					
11/27/09	ALABAMA					
11/29/08	at Alabama					



JOHN #71
SULLEN OL
6-6 · 346 · Fr. · HS
Auburn, Ala. (Auburn)
Undecided

2009 — Saw game action in season opener vs. Louisiana Tech.



BEN #44
TATE RB
5-11 · 218 · Sr. · 3L
Newark, Md. (Snow Hill)
Graduate

CAREER — Five 100-yard rushing games, including one 150-yard rushing game (156 vs. Tulane, 2006) ... 13th player in AU history to record 2,000 yards rushing ... 11th on career rushing list with 2,076 yards ... Needs 110 yards to tie Kenny Irons (2005-06) for 10th with 2,186 yards.

2009 — *Maxwell Outstanding Player Award watch list* ... Rushed for 117 yards on 20 carries in season opener vs. Louisiana Tech ... Also had a pair of pass receptions for 10 yards vs. Tech.

TATE'S CAREER RUSHING STATS

YEAR	G/GS	NO	YDS	AVG	TD	LP/OPPONENT
2006	9/0	54	392	7.3	3	42/Buffalo
2007	13/7	202	903	4.5	8	44/Vanderbilt
2008	12/2	159	664	4.2	3	49/Louisiana-Monroe
2009	1/1	20	117	5.8	0	16/Louisiana Tech
Totals	35/10	435	2,076	4.7	14	49/Louisiana-Monroe

TATE'S CAREER GAME HIGH STATS

	No.	Opponent	Date
Rush Attempts	27	Vanderbilt	10/4/06
Rush Yards	156	Tulane	10/21/06
Rush TDs	2	Buffalo	9/23/06

TATE'S GAME-BY-GAME RUSHING STATS

DATE	OPPONENT	ATT	YDS	Avg.	TD	TD Runs
9/5/09	* LOUISIANA TECH	20	117	5.8	0	-
9/12/09	MISSISSIPPI STATE					
9/19/09	WEST VIRGINIA					
9/26/09	BALL STATE					
10/3/09	at Tennessee					
10/10/09	at Arkansas					
10/17/09	KENTUCKY					
10/24/09	at LSU					
10/31/09	OLE MISS					
11/7/09	FURMAN					
11/14/09	at Georgia					
11/27/09	ALABAMA					



NEIKO #15
THORPE DB
6-2 · 176 · So. · 1L
Tucker, Ga. (HS)
Liberal Arts

2009 — Started at cornerback in season opener vs. Louisiana Tech ... Broke up one pass and recorded three solo tackles vs. Tech.

THORPE'S CAREER DEFENSIVE STATS

YEAR	G/GS	TT	UT	AT	TFL-YDS	QBS-YDS	FF/FR	PD	I/YDS
2008	11/1	29	20	9	0.0-0	0.0-0	1/0	6	2/101
2009	1/1	3	3	0	0.0-0	0.0-0	0/0	0	0/0
Totals	12/2	32	23	9	0.0-0	0.0-0	0/0	0	0/0

THORPE'S GAME-BY-GAME DEFENSIVE STATS

DATE	OPPONENT	TT	UT	AT	PD	INT-YDS
9/5/09	* LOUISIANA TECH	3	3	0	1	0-0
9/12/09	MISSISSIPPI STATE					
9/19/09	WEST VIRGINIA					
9/26/09	BALL STATE					
10/3/09	at Tennessee					
10/10/09	at Arkansas					
10/17/09	KENTUCKY					
10/24/09	at LSU					
10/31/09	OLE MISS					
11/7/09	FURMAN					
11/14/09	at Georgia					
11/27/09	ALABAMA					

The Players



CHRIS #12

TODD QB

6-4 · 210 · Sr. · 1L

Elizabethtown, Ky (Elizabethtown/Hutchinson CC)

Graduate

2009 — Set career best with 255 passing yards in season-opening win vs. Louisiana Tech ... Threw TD passes of 93 and 17 yards ... The 93-yard TD pass to Terrell Zachery set AU record for longest offensive play ... Completed 65 percent of passes (17-of-26) vs. Tech.

TODD'S CAREER PASSING STATS

YEAR	G/GS	CMP	ATT	PCT	YDS	INT	TD	LP/OPPONENT
2006 (TTU)	5/0	25	35	71.4	241	0	1	48/SE Louisiana
2008	7/5	86	156	55.1	903	6	5	58/LSU
2009	1/1	17	26	65.4	255	0	2	93/Louisiana Tech
Totals	13/6	128	217	58.9	1,397	6	8	93/Louisiana Tech

TODD'S GAME-BY-GAME PASSING STATS

DATE	OPPONENT	CMP	ATT	YDS	INT	TD
9/5/09	* LOUISIANA TECH	17	26	255	0	2
9/12/09	MISSISSIPPI STATE					
9/19/09	WEST VIRGINIA					
9/26/09	BALL STATE					
10/3/09	at Tennessee					
10/10/09	at Arkansas					
10/17/09	KENTUCKY					
10/24/09	at LSU					
10/31/09	OLE MISS					
11/7/09	FURMAN					
11/14/09	at Georgia					
11/27/09	ALABAMA					



TOMMY #5

TROTT TE

6-5 · 243 · Sr. · 3L

Montgomery, Ala. (Trinity Presbyterian)

Graduate

2009 — John Mackey Tight End Award watch list ... Started at tight end but did not record a catch in season opener vs. Louisiana Tech.

TROTT'S CAREER RECEIVING STATS

YEAR	G/GS	NO	YDS	AVG	TD	LP/OPPONENT
2006	2/0	0	0	0.0	0	-
2006	13/9	10	94	9.4	2	27/Tulane
2007	13/2	4	35	8.8	0	16/Vanderbilt
2008	11/11	20	201	10.1	0	33/Arkansas
2009	1/1	0	0	0.0	0	---
Totals	40/23	34	330	9.7	2	33/Arkansas

TROTT'S CAREER GAME HIGH STATS

	No.	Opponent	Date
Receptions	4	2x (last vs. Ole Miss)	11/1/08
Rec. Yards	44	Southern Miss	9/6/08
Rec. TDs	1	2x (last vs. Tulane)	10/21/06

TROTT'S GAME-BY-GAME STATS

DATE	OPPONENT	REC	YDS	AVG	TD
9/5/09	* LOUISIANA TECH	0	0	0.0	0
9/12/09	MISSISSIPPI STATE				
9/19/09	WEST VIRGINIA				
9/26/09	BALL STATE				
10/3/09	at Tennessee				
10/10/09	at Arkansas				
10/17/09	KENTUCKY				
10/24/09	at LSU				
10/31/09	OLE MISS				
11/7/09	FURMAN				
11/14/09	at Georgia				
11/27/09	ALABAMA				



DEMOND #32

WASHINGTON DB

5-9 · 185 · Jr. · JC

Tallassee, Ala. (Mississippi Gulf Coast CC)

Undecided

2009 — Had one QB hurry and registered two tackles vs. Louisiana Tech.

WASHINGTON'S CAREER DEFENSIVE STATS

YEAR	G/GS	TT	UT	AT	TFL-YDS	QBS-YDS	FF/FR	PD	I/YDS
2009	1/0	2	1	1	0.0-0	0.0-0	0/0	0	0/0

WASHINGTON'S GAME-BY-GAME DEFENSIVE STATS

DATE	OPPONENT	TT	UT	AT	PD	INT-YDS
9/5/09	LOUISIANA TECH	2	1	1	0	0-0
9/12/09	MISSISSIPPI STATE					
9/19/09	WEST VIRGINIA					
9/26/09	BALL STATE					
10/3/09	at Tennessee					
10/10/09	at Arkansas					
10/17/09	KENTUCKY					
10/24/09	at LSU					
10/31/09	OLE MISS					
11/7/09	FURMAN					
11/14/09	at Georgia					
11/27/09	ALABAMA					



TERRELL #81

ZACHERY WR

6-1 · 203 · Jr. · 1L

Wadley, Ala. (Wadley)

Public Administration

2009 — Earned first career start in season opener vs. Louisiana Tech ... Hauled in 93-yard TD pass from QB Chris Todd that set AU record for longest offensive play in school history ... Finished with 3 catches for 98 yards vs. Tech.

ZACHERY'S CAREER RECEIVING STATS

YEAR	G/GS	NO	YDS	AVG	TD	LP/OPPONENT
2007	1/0	0	0	0.0	0	NA
2008	12/0	2	24	12.0	0	17/Southern Miss
2009	1/1	3	98	32.7	1	93/Louisiana Tech
Totals	14/1	5	122	24.4	1	93/Louisiana Tech

The Players

ZACHERY'S GAME-BY-GAME RECEIVING STATS

DATE	OPPONENT	REC	YDS	AVG	TD
9/5/09	* LOUISIANA TECH	3	98	32.7	1
9/12/09	MISSISSIPPI STATE				
9/19/09	WEST VIRGINIA				
9/26/09	BALL STATE				
10/3/09	at Tennessee				
10/10/09	at Arkansas				
10/17/09	KENTUCKY				
10/24/09	at LSU				
10/31/09	OLE MISS				
11/7/09	FURMAN				
11/14/09	at Georgia				
11/27/09	ALABAMA				



LEE

#73

ZIEMBA

OL

*6-8 · 308 · Jr. · 2L
Rogers, Ark. (Rogers)
History*

Career — Has started 25 consecutive games on the offensive line.

2009 — Started at tackle in season opener vs. Louisiana Tech and recorded eight knockdown blocks .. Did not allow a sack on 27 pass attempts vs. Tech.

Auburn Career Records Update

Rushing Yardage

Player	Seasons	Att	Avg	Yards
1. Bo Jackson	1982-85	650	6.62	4303
2. Carnell Williams	2001-04	741	5.17	3831
3. James Brooks	1977-80	621	5.67	3523
4. Joe Cribbs	1976-79	657	5.13	3368
5. Stephen Davis	1993-95	488	5.76	2811
6. Brent Fullwood	1983-86	390	7.15	2789
7. Ronnie Brown	2000-04	513	5.28	2707
8. Stacy Danley	1987-90	526	4.61	2427
9. James Joseph	1986-90	452	5.17	2264
10. Kenny Irons	2005-06	454	4.81	2186
11. James Bostic	1991-93	396	5.26	2084
12. Ben Tate	2006-pres.	435	4.77	2076
13. Lionel James	1980-83	348	6.14	2068
14. Secdrick McIntyre	1973-76	462	4.31	1992
15. Fob James	1952-55	317	6.03	1913
16. Phil Gargis	1973-76	456	4.13	1884
17. Tommie Agee	1983-86	356	4.87	1735
18. Jimmy Sidle	1962-64	326	5.22	1703
19. Brad Lester	2004-pres.	371	4.55	1689
20. Joe Childress	1953-55	321	5.19	1667
21. Curtis Kuykendall	1944-45	217	7.46	1619
22. Rudi Johnson	2000	324	4.84	1567
23. Terry Henley	1970-72	343	4.47	1534
23. Tommy Lorino	1956-58	227	6.55	1486
25. Monk Gafford	1940-42	221	6.40	1414
26. Mitzi Jackson	1973-75	243	5.65	1373
27. William Andrews	1976-78	267	5.04	1347
28. Ed Dyas	1958-60	261	4.97	1298
29. Tom Bryan	1964-66	265	4.32	1144
30. George Peoples	1978-81	239	4.54	1085
31. Tucker Frederickson	1962-64	260	4.15	1079
32. Bobby Hoppe	1955-57	194	5.56	1078
33. Charlie Hataway	1951-53	282	3.74	1055

Field Goals Made

Player	Seasons	Pct	FGA	FGM
1. John Vaughn	2003-06	.725	69	50
2. Damon Duval	1999-02	.608	74	45
Win Lyle	1987-89	.763	59	45
4. Al Del Greco	1980-83	.609	69	42
Jorge Portela	1977-79	.613	62	38
6. Scott Etheridge	1992-93	.791	43	34
7. Jim Von Wyl	1990-91	.667	48	32
8. Wes Byrum	2007-pres.	.689	45	31
John Riley	1967-69	.492	63	31
10. Jaret Holmes	1996-97	.730	37	27

Field Goal Percentage (Min. 10 Made)

Player	Seasons	FGM	FGA	Pct
1. Scott Etheridge	1992-93	34	43	.791
2. Matt Hawkins	1994-95	26	33	.788
3. Win Lyle	1987-89	45	59	.763
4. Jaret Holmes	1996-97	27	37	.730
5. John Vaughn	2003-06	50	69	.725
6. Ed Dyas	1958-60	17	24	.708
7. Wes Byrum	2007-pres.	31	45	.689
8. Gardner Jett	1970-72	23	34	.676
9. Jim Von Wyl	1990-91	32	48	.667
Robert McGinty	1984	12	18	.667

Punting Average (Min. 50 punts)

Player	Seasons	No	Yards	Avg
1. Terry Daniel	1992-94	169	7522	44.51
2. Kody Bliss	2003-06	202	8861	43.87
3. Damon Duval	1999-02	227	9842	43.36
4. Jaret Holmes	1996-97	110	4676	42.51
5. Clinton Durst	2008-pres.	72	3029	42.07
6. Skip Johnston	1977-79	172	7220	41.98
7. Brian Shulman	1986-88	157	6580	41.91
8. Lewis Colbert	1982-85	244	10179	41.72
9. Ryan Shoemaker	2007-pres.	56	2328	41.57
10. Tommy Lunceford	1965-67	171	7017	41.04

Quarterback Sacks (from 1981)

Player	Seasons	Total Yds.	Sacks
1. Quentin Groves	2004-07	169	26.0
Gerald Robinson	1982-85	150	26.0
3. Tracy Rocker	1985-88	146	21.0
Craig Olgetree	1986-89	117	21.0
5. Reggie Torbor	2000-03	128	18.5
6. Leonardo Carson	1996-99	123	17.0
Willie Whitehead	1991-94	108	17.0
8. Marcus Washington	1994-96	108	16.0
Gary Walker	1993-94	95	16.0
10. Antonio Coleman	2006-pres.	94	15.5
Stanley McClover	2004-05	99	15.5

2009 Auburn Football Statistics

RECORD.....	OVERALL	HOME	AWAY	NEUTRAL
ALL GAMES	1-0	1-0	0-0	0-0
CONFERENCE	0-0	0-0	0-0	0-0
NON-CONFERENCE	1-0	1-0	0-0	0-0

DATE	OPPONENT	W/L	SCORE	ATTEND
09/05/2009	LOUISIANA TECH	W	37-13	81,143

TEAM STATISTICS	AU	OPP
SCORING	37	13
Points Per Game	37.0	13.0
FIRST DOWNS	27	19
Rushing	17	6
Passing	9	8
Penalty	1	5
RUSHING YARDAGE	301	96
Yards gained rushing	303	131
Yards lost rushing	2	35
Rushing Attempts	52	37
Average Per Rush	5.8	2.6
Average Per Game	301.0	96.0
TDs Rushing	2	0
PASSING YARDAGE	255	149
Comp-Att-Int	17-27-0	18-33-1
Average Per Pass	9.4	4.5
Average Per Catch	15.0	8.3
Average Per Game	255.0	149.0
TDs Passing	2	1
TOTAL OFFENSE	556	245
Total Plays	79	70
Average Per Play	7.0	3.5
Average Per Game	556.0	245.0
KICK RETURNS: #-Yards	4-72	7-141
PUNT RETURNS: #-Yards	2-6	0-0
INT RETURNS: #-Yards	1-0	0-0
KICK RETURN AVERAGE	18.0	20.1
PUNT RETURN AVERAGE	-3.0	0.0
INT RETURN AVERAGE	0.0	0.0
FUMBLES-LOST	3-2	3-1
PENALTIES-Yards	8-87	3-30
Average Per Game	87.0	30.0
PUNTS-Yards	2-82	6-230
Average Per Punt	41.0	38.3
Net punt average	41.0	39.3
TIME OF POSSESSION/Game	28:37	31:23
3RD-DOWN Conversions	8/13	5/14
3rd-Down Pct	62%	36%
4TH-DOWN Conversions	0/0	1/1
4th-Down Pct	0%	100%
SACKS BY-Yards	3-14	0-0
MISC YARDS	0	0
TOUCHDOWNS SCORED	4	1
FIELD GOALS-ATTEMPTS	3-3	2-2
ON-SIDE KICKS	0-0	0-0
RED-ZONE SCORES	4-5 80%	2-2 100%
RED-ZONE TOUCHDOWNS	3-5 60%	1-2 50%
PAT-ATTEMPTS	4-4 100%	1-1 100%
ATTENDANCE	81143	0
Games/Avg Per Game	1/81143	0/0
Neutral Site Games	0/0	0/0

SCORE BY QUARTERS	1st	2nd	3rd	4th	Total
Auburn	10	3	10	14	37
Opponents	7	3	3	0	13

RUSHINGGP	Att	Gain	Loss	Net	Avg	TD	Long	Avg/G
Onterio McCalebb	1	22	148	0	148	6.7	1	14	148.0
Ben Tate	1	20	118	1	117	5.8	0	16	117.0
Kodi Burns	1	8	24	1	23	2.9	1	11	23.0
Terrell Zachery	1	1	10	0	10	10.0	0	10	10.0
Chris Todd	1	1	3	0	3	3.0	0	3	3.0
Total	1	52	303	2	301	5.8	2	16	301.0
Opponents	1	37	131	35	96	2.6	0	33	96.0

PASSINGG	Effic	Att-Cmp-Int	Pct	Yds	TD	Lng	Avg/G
Chris Todd	1	173.15	17-26-0	65.4	255	2	93	255.0
Kodi Burns	1	0.00	0-1-0	0.0	0	0	0	0.0
Total	1	166.74	17-27-0	63.0	255	2	93	255.0
Opponents	1	96.41	18-33-1	54.5	149	1	19	149.0

RECEIVINGG	No.	Yds	Avg	TD	Long	Avg/G
Mario Fannin	1	8	82	10.2	0	26	82.0
Darvin Adams	1	4	65	16.2	1	28	65.0
Terrell Zachery	1	3	98	32.7	1	93	98.0
Ben Tate	1	2	10	5.0	0	6	10.0
Total	1	17	255	15.0	2	93	255.0
Opponents	1	18	149	8.3	1	19	149.0

PUNT RETURNSNo.	Yds	Avg	TD	Long
Anthony Gulley	1	-1	-1.0	0	0
Mario Fannin	1	-5	-5.0	0	0
Total	2	-6	-3.0	0	0
Opponents	0	0	0.0	0	0

INTERCEPTIONSNo.	Yds	Avg	TD	Long
Daren Bates	1	0	0.0	0	0
Total	1	0	0.0	0	0
Opponents	0	0	0.0	0	0

KICK RETURNSNo.	Yds	Avg	TD	Long
Onterio McCalebb	2	49	24.5	0	26
Mario Fannin	1	16	16.0	0	16
Tommy Trott	1	7	7.0	0	7
Total	4	72	18.0	0	26
Opponents	7	141	20.1	0	27

FUMBLE RETURNSNo.	Yds	Avg	TD	Long
Total	0	0	0.0	0	0
Opponents	0	0	0.0	0	0

SCORING	TD	FGs	PATs					Saf	Points
			Kick	Rush	Rcv	Pass	DXP		
Wes Byrum	0	3-3	4-4	0-0	0	0-0	0	0	13
Terrell Zachery	1	0-0	0-0	0-0	0	0-0	0	0	6
Kodi Burns	1	0-0	0-0	0-0	0	0-0	0	0	6
Onterio McCalebb	1	0-0	0-0	0-0	0	0-0	0	0	6
Darvin Adams	1	0-0	0-0	0-0	0	0-0	0	0	6
Total	4	3-3	4-4	0-0	0	0-0	0	0	37
Opponents	1	2-2	1-1	0-0	0	0-0	0	0	13

TOTAL OFFENSEG	Plays	Rush	Pass	Total	Avg/G
Chris Todd	1	27	3	255	258	258.0
Onterio McCalebb	1	22	148	0	148	148.0
Ben Tate	1	20	117	0	117	117.0
Kodi Burns	1	9	23	0	23	23.0
Terrell Zachery	1	1	10	0	10	10.0
Total	1	79	301	255	556	556.0
Opponents	1	70	96	149	245	245.0

2009 Auburn Football Statistics

FIELD GOALS	FGM-FGA	Pct	01-19	20-29	30-39	40-49	50-99	Lg	Blk
Wes Byrum	3-3	100.0	0-0	1-1	0-0	2-2	0-0	49	0

FG SEQUENCE	Auburn	OPPONENTS
Louisiana Tech	(25),(49),(47)	(20),(46)

Numbers in parentheses indicate field goal was made.

PUNTING	No.	Yds	Avg	Long	TB	FC	I20	Blkd
Clinton Durst	2	82	41.0	47	0	1	1	0
Total	2	82	41.0	47	0	1	1	0
Opponents	6	230	38.3	49	0	0	1	0

KICKOFFS	No.	Yds	Avg	TB	OB	Retn	Net	YdLn
Wes Byrum	4	259	64.8	0	0			
Morgan Hull	3	200	66.7	0	0			
Total	7	459	65.6	0	0	141	45.4	24
Opponents	4	228	57.0	0	0	72	39.0	31

ALL PURPOSE	G	Rush	Rec	PR	KOR	IR	Tot	Avg/G
Onterio McCalebb	1	148	0	0	49	0	197	197.0
Ben Tate	1	117	10	0	0	0	127	127.0
Terrell Zachery	1	10	98	0	0	0	108	108.0
Mario Fannin	1	0	82	-5	16	0	93	93.0
Darvin Adams	1	0	65	0	0	0	65	65.0
Kodi Burns	1	23	0	0	0	0	23	23.0
Tommy Trott	1	0	0	0	7	0	7	7.0
Chris Todd	1	3	0	0	0	0	3	3.0
Anthony Gulley	1	0	0	-1	0	0	-1	-1.0
Total	1	301	255	-6	72	0	622	622.0
Opponents	1	96	149	0	141	0	386	386.0

2009 Auburn Football Statistics

Defensive Statistics

DEFENSIVE LEADERS	GP	-----Tackles-----			TFL/Yds	-Sacks- No-Yards	-----Pass Def-----			----Fumbles---- Rcv-Yds	FF	Bkd Kick	Saf
		Solo	Ast	Total			Int-Yds	BrUp	QBH				
4 Zac Etheridge	1	6	2	8	0.5-2	.	.	.	1
46 Craig Stevens	1	6	2	8	1.5-3	1.0-2	.	1	2
17 Josh Bynes	1	5	3	8
52 Antonio Coleman	1	4	3	7	2.5-10	1.0-7	.	.	1
91 Jake Ricks	1	3	3	6	1	.	1	.	.
90 Nick Fairley	1	2	3	5	0.5-0	.	.	.	2	1-0	.	.	.
11 Mike Slade	1	1	2	3
25 Daren Bates	1	1	2	3	.	.	1-0
15 Neiko Thorpe	1	3	.	3	.	.	.	1
32 Demond Washington	1	1	1	2	1
31 Adam Herring	1	2	.	2
49 Michael Goggans	1	1	1	2	1
20 Drew Cole	1	1	1	2
6 Walter McFadden	1	1	1	2	.	.	.	1
93 Mike Blanc	1	1	1	2	1.0-5	1.0-5
33 Gabe Barrett	1	1	.	1
36 Wade Christopher	1	.	1	1
58 Harris Gaston	1	1	.	1
96 Chris Humphries	1	1	.	1	1.0-1
95 Dee Ford	1	.	1	1	2
35 Jonathan Evans	1	.	1	1
22 T'Sharvan Bell	1	1	.	1
Total	1	42	28	70	7-21	3-14	1-0	3	11	1-0	1	.	.
Opponents	1	45	36	81	3.0-8	0-0	.	2	2	2-0	2	.	.

Special Teams Tackles

SPECIAL TEAMS	-----Tackles-----		
	Solo	Ast	Total
11 Mike Slade	0	2	2
15 Neiko Thorpe	1	0	1
22 T'Sharvan Bell	1	0	1
33 Gabe Barrett	1	0	1
46 Craig Stevens	1	0	1
20 Drew Cole	0	1	1
25 Daren Bates	0	1	1
36 Wade Christopher	0	1	1
95 Dee Ford	0	1	1

2009 Scoring Summaries

Plays	Yards	TOP	Qtr	Scoring Play
LOUISIANA TECH				
13	69	5:36	1	W. Byrum 25-yard field goal
10	66	3:27	1	K. Burns 1-yard run
3	29	0:23	2	W. Byrum 49-yard field goal
3	98	0:48	3	T. Zachery 93-yard pass from C. Todd
7	22	1:36	3	W. Byrum 47-yard field goal
9	72	3:07	4	D. Adams 17-yard pass from C. Todd
13	65	5:02	4	O. McCaleb 3-yard run

Average Scoring Drive: Plays: 8.3 Yards: 60.1 Time: 2:51
--

2009 Starting Lineups

Offense

	WR	TE	LT	LG	C	RG	RT	WR	HB	QB	TB
LOUISIANA TECH	Zachery	Trott	Ziemba	Isom	Pugh	Berry	McCain	Adams	Fannin	Todd	Tate
MISSISSIPPI STATE											
WEST VIRGINIA											
BALL STATE											
at Tennessee											
at Arkansas											
KENTUCKY											
at LSU											
OLE MISS											
FURMAN											
at Georgia											
ALABAMA											

Defense

	LE	LT	NG	RE	LB	LB	LB	CB	S	S	CB
LOUISIANA TECH	Coleman	Fairley	Ricks	Goggans	Stevens	Bynes	Herring	McFadden	Etheridge	Bates	Thorpe
MISSISSIPPI STATE											
WEST VIRGINIA											
BALL STATE											
at Tennessee											
at Arkansas											
KENTUCKY											
at LSU											
OLE MISS											
FURMAN											
at Georgia											
ALABAMA											

2009 Game-By-Game Team Statistics

Game	Score	First Downs			Rushing No-Yds-TD	Passing		Total Off. Pl-Yds	Punts No-Avg	Fum. F/L	Penalties No-Yds	3rd Dns	Time of Poss
		Tot	Ru-Pa-Pe	C-A-I		Yds	TD						
Louisiana Tech at Auburn	13 37	19 27	6-8-5 17-9-1	37-6-0 52-301-2	18-33-1 17-27-0	149 255	1 2	70-245 79-556	6-38.3 2-41.0	3/1 3/2	3-30 8-87	5-14 8-13	31:23 28:37
Mississippi State at Auburn													
West Virginia at Auburn													
Ball State at Auburn													
at Tennessee Auburn													
at Arkansas Auburn													
Kentucky at Auburn													
at LSU Auburn													
Ole Miss at Auburn													
Furman at Auburn													
at Georgia Auburn													
Alabama at Auburn													

Miscellaneous Statistics

Average Time of Possession (by Quarter)

	<u>1</u>	<u>2</u>	<u>3</u>	<u>4</u>	<u>Total</u>
AUBURN	9:03	4:14	6:32	8:48	28:37
Opponent	5:57	10:46	8:28	6:12	31:23

Third Down Conversions (by Quarter)

	<u>1</u>	<u>2</u>	<u>3</u>	<u>4</u>	<u>Total</u>
AUBURN	3 of 4	1 of 2	2 of 5	2 of 2	8 of 13
<i>Pct.</i>	75.0	50.0	40.0	100.0	61.5
Opponents	0 of 0	3 of 6	1 of 5	1 of 3	5 of 14
<i>Pct.</i>	0.0	50.0	20.0	33.3	35.7

Third Down Conversions (by Yardage)

<u>Yards to go</u>	<u>1-3</u>	<u>4-6</u>	<u>7-10</u>	<u>11+</u>	<u>Total</u>
AUBURN	5 of 6	1 of 2	1 of 4	1 of 1	8 of 13
<i>Pct.</i>	83.3	50.0	25.0	100.0	61.5
Opponents	1 of 3	3 of 4	1 of 4	0 of 3	5 of 14
<i>Pct.</i>	33.3	75.0	25.0	0.0	35.7

Turnovers

Takeaways — 2, Giveaways — 2
 Difference — Even
 Points Off TOs — AU 7, Opp. 3
 Points Off TOs/Game — AU 7.0, Opp. 3.0

Kickoffs

Kickoffs — 7
 Byrum — 4 KO, 0 TB, 0 OB
 Hull — 3 KO, 0 TB, 0 OB
 Touchbacks — 0
 Out of Bounds — 0
 Opp. Returns — 7 for 141 yards (20.1)
 On-side kicks — 0-for-0

Red Zone

AU Scores/Times in Red Zone: 4/5 (.800)
 AU TDs/Times in Red Zone: 3/5 (.600)
 Scores (4): 3 TD, 1 FG
 Non-Scores (1): Fumble
 Opp. Scores/Times in Red Zone: 2/2 (1.000)
 Opp. TDs/Times in Red Zone: 1/2 (.500)
 Scores (2): 1 TD, 1 FG
 Non-Scores (0):

2009 Game-By-Game Individual Statistics

Rushing

<u>No.-Yds. TD</u>	<u>#18 Burns</u>	<u>#27 Fannin</u>	<u>#23 McCalebb</u>	<u>#44 Tate</u>	<u>#12 Todd</u>
LOUISIANA TECH	8-23, 1	0-0, 0	22-148, 1	20-117, 0	1-3, 0
MISSISSIPPI STATE					
WEST VIRGINIA					
BALL STATE					
at Tennessee					
at Arkansas					
KENTUCKY					
at LSU					
OLE MISS					
FURMAN					
at Georgia					
ALABAMA					

Receiving

<u>No.-Yds. TD</u>	<u>#89 Adams</u>	<u>#3 Benton</u>	<u>#84 Billings</u>	<u>#80 Blake</u>	<u>#27 Fannin</u>	<u>#13 Hawthorne</u>	<u>#81 Zachery</u>
LOUISIANA TECH	4-65, 1	0-0, 0	DNP	0-0, 0	8-82, 0	DNP	3-98, 1
MISSISSIPPI STATE							
WEST VIRGINIA							
BALL STATE							
at Tennessee							
at Arkansas							
KENTUCKY							
at LSU							
OLE MISS							
FURMAN							
at Georgia							
ALABAMA							

<u>No.-Yds. TD</u>	<u>#5 Trott</u>	<u>#23 McCalebb</u>	<u>#44 Tate</u>
LOUISIANA TECH	0-0, 0	0-0, 0	2-10, 0
MISSISSIPPI STATE			
WEST VIRGINIA			
BALL STATE			
at Tennessee			
at Arkansas			
KENTUCKY			
at LSU			
OLE MISS			
FURMAN			
at Georgia			
ALABAMA			

Passing	Field Goals	Punting																																																																														
<table style="width: 100%; border-collapse: collapse;"> <thead> <tr> <th style="text-align: left;"><u>C-A-Yds-Int. TD</u></th> <th style="text-align: center;"><u>#12 Todd</u></th> </tr> </thead> <tbody> <tr> <td>LOUISIANA TECH</td> <td style="text-align: center;">17-26-255-0, 2</td> </tr> <tr> <td>MISSISSIPPI STATE</td> <td></td> </tr> <tr> <td>WEST VIRGINIA</td> <td></td> </tr> <tr> <td>BALL STATE</td> <td></td> </tr> <tr> <td>at Tennessee</td> <td></td> </tr> <tr> <td>at Arkansas</td> <td></td> </tr> <tr> <td>KENTUCKY</td> <td></td> </tr> <tr> <td>at LSU</td> <td></td> </tr> <tr> <td>OLE MISS</td> <td></td> </tr> <tr> <td>FURMAN</td> <td></td> </tr> <tr> <td>at Georgia</td> <td></td> </tr> <tr> <td>ALABAMA</td> <td></td> </tr> </tbody> </table>	<u>C-A-Yds-Int. TD</u>	<u>#12 Todd</u>	LOUISIANA TECH	17-26-255-0, 2	MISSISSIPPI STATE		WEST VIRGINIA		BALL STATE		at Tennessee		at Arkansas		KENTUCKY		at LSU		OLE MISS		FURMAN		at Georgia		ALABAMA		<table style="width: 100%; border-collapse: collapse;"> <thead> <tr> <th style="text-align: left;"><u>Made. (Missed)</u></th> <th style="text-align: center;"><u>#18 Byrum</u></th> </tr> </thead> <tbody> <tr> <td>LOUISIANA TECH</td> <td style="text-align: center;">25, 49, 47</td> </tr> <tr> <td>MISSISSIPPI STATE</td> <td></td> </tr> <tr> <td>WEST VIRGINIA</td> <td></td> </tr> <tr> <td>BALL STATE</td> <td></td> </tr> <tr> <td>at Tennessee</td> <td></td> </tr> <tr> <td>at Arkansas</td> <td></td> </tr> <tr> <td>KENTUCKY</td> <td></td> </tr> <tr> <td>at LSU</td> <td></td> </tr> <tr> <td>OLE MISS</td> <td></td> </tr> <tr> <td>FURMAN</td> <td></td> </tr> <tr> <td>at Georgia</td> <td></td> </tr> <tr> <td>ALABAMA</td> <td></td> </tr> </tbody> </table>	<u>Made. (Missed)</u>	<u>#18 Byrum</u>	LOUISIANA TECH	25, 49, 47	MISSISSIPPI STATE		WEST VIRGINIA		BALL STATE		at Tennessee		at Arkansas		KENTUCKY		at LSU		OLE MISS		FURMAN		at Georgia		ALABAMA		<table style="width: 100%; border-collapse: collapse;"> <thead> <tr> <th style="text-align: left;"><u>No.-Avg. In 20</u></th> <th style="text-align: center;"><u>#97 Durst</u></th> </tr> </thead> <tbody> <tr> <td>LOUISIANA TECH</td> <td style="text-align: center;">2-41.0, 1</td> </tr> <tr> <td>MISSISSIPPI STATE</td> <td></td> </tr> <tr> <td>WEST VIRGINIA</td> <td></td> </tr> <tr> <td>BALL STATE</td> <td></td> </tr> <tr> <td>at Tennessee</td> <td></td> </tr> <tr> <td>at Arkansas</td> <td></td> </tr> <tr> <td>KENTUCKY</td> <td></td> </tr> <tr> <td>at LSU</td> <td></td> </tr> <tr> <td>OLE MISS</td> <td></td> </tr> <tr> <td>FURMAN</td> <td></td> </tr> <tr> <td>at Georgia</td> <td></td> </tr> <tr> <td>ALABAMA</td> <td></td> </tr> </tbody> </table>	<u>No.-Avg. In 20</u>	<u>#97 Durst</u>	LOUISIANA TECH	2-41.0, 1	MISSISSIPPI STATE		WEST VIRGINIA		BALL STATE		at Tennessee		at Arkansas		KENTUCKY		at LSU		OLE MISS		FURMAN		at Georgia		ALABAMA	
<u>C-A-Yds-Int. TD</u>	<u>#12 Todd</u>																																																																															
LOUISIANA TECH	17-26-255-0, 2																																																																															
MISSISSIPPI STATE																																																																																
WEST VIRGINIA																																																																																
BALL STATE																																																																																
at Tennessee																																																																																
at Arkansas																																																																																
KENTUCKY																																																																																
at LSU																																																																																
OLE MISS																																																																																
FURMAN																																																																																
at Georgia																																																																																
ALABAMA																																																																																
<u>Made. (Missed)</u>	<u>#18 Byrum</u>																																																																															
LOUISIANA TECH	25, 49, 47																																																																															
MISSISSIPPI STATE																																																																																
WEST VIRGINIA																																																																																
BALL STATE																																																																																
at Tennessee																																																																																
at Arkansas																																																																																
KENTUCKY																																																																																
at LSU																																																																																
OLE MISS																																																																																
FURMAN																																																																																
at Georgia																																																																																
ALABAMA																																																																																
<u>No.-Avg. In 20</u>	<u>#97 Durst</u>																																																																															
LOUISIANA TECH	2-41.0, 1																																																																															
MISSISSIPPI STATE																																																																																
WEST VIRGINIA																																																																																
BALL STATE																																																																																
at Tennessee																																																																																
at Arkansas																																																																																
KENTUCKY																																																																																
at LSU																																																																																
OLE MISS																																																																																
FURMAN																																																																																
at Georgia																																																																																
ALABAMA																																																																																

2009 Game-By-Game Individual Statistics

Defensive Linemen

<u>Solo+Ast=Total</u>	<u>#93 Blanc</u>	<u>#98 Clayton</u>	<u>#52 Coleman</u>	<u>#90 Fairley</u>	<u>#49 Goggans</u>	<u>#91 Ricks</u>
LOUISIANA TECH	1+1=2	DNP	4+3=7	2+3=5	1+1=2	3+3=6
MISSISSIPPI STATE						
WEST VIRGINIA						
BALL STATE						
at Tennessee						
at Arkansas						
KENTUCKY						
at LSU						
OLE MISS						
FURMAN						
at Georgia						
ALABAMA						

Linebackers

<u>Solo+Ast=Total</u>	<u>#17 Bynes</u>	<u>#35 Evans</u>	<u>#21 Freeman</u>	<u>#58 Gaston</u>	<u>#31 Herring</u>	<u>#46 Stevens</u>
LOUISIANA TECH	5+3=8	0+1=1	DNP	1+0=1	2+0=2	6+2=8
MISSISSIPPI STATE						
WEST VIRGINIA						
BALL STATE						
at Tennessee						
at Arkansas						
KENTUCKY						
at LSU						
OLE MISS						
FURMAN						
at Georgia						
ALABAMA						

Defensive Backs

<u>Solo+Ast=Total</u>	<u>#25 Bates</u>	<u>#4 Etheridge</u>	<u>#6 McFadden</u>	<u>#11 Slade</u>	<u>#15 Thorpe</u>	<u>#32 Washington</u>
LOUISIANA TECH	1+2=3	6+2=8	1+1=2	1+2=3	3+0=3	1+1=2
MISSISSIPPI STATE						
WEST VIRGINIA						
BALL STATE						
at Tennessee						
at Arkansas						
KENTUCKY						
at LSU						
OLE MISS						
FURMAN						
at Georgia						
ALABAMA						

Others

<u>Solo+Ast=Total</u>	<u>#22 Bell</u>	<u>#20 Cole</u>	<u>#95 Ford</u>
LOUISIANA TECH	1+0=1	1+1=2	0+1=1
MISSISSIPPI STATE			
WEST VIRGINIA			
BALL STATE			
at Tennessee			
at Arkansas			
KENTUCKY			
at LSU			
OLE MISS			
FURMAN			
at Georgia			
ALABAMA			

2009 Player Participation

Player	Pos.	2009 Games Played	2009 Starts	Career Games Played	Career Starts	Consec. Career Starts
Darvin Adams	WR	1	1	11	1	1
Harry Adams	DB	1	-	9	-	-
Gabe Barrett	DB	1	-	1	-	-
Daren Bates	DB	1	1	1	1	1
T'Sharvan Bell	DB	1	-	1	-	-
DeAngelo Benton	WR	1	-	1	-	-
Mike Berry	OL	1	1	19	9	6
Montez Billings	WR	-	-	33	20	11
Emory Blake	WR	1	-	1	-	-
Mike Blanc	DL	1	-	25	6	-
Jorell Bostrom	OL	1	-	1	-	-
Kodi Burns	QB	1	-	20	8	-
Josh Bynes	LB	1	1	18	9	9
Wes Byrum	K	1	-	25	-	-
Quindarius Carr	WR	1	-	13	-	-
Antoine Carter	DE	-	-	23	1	-
Neil Caudle	QB	1	-	4	-	-
Wade Christopher	LB	1	-	3	-	-
Zach Clayton	DT	-	-	21	1	-
Drew Cole	DB	1	-	12	-	-
Antonio Coleman	DE	1	1	38	19	3
Jared Cooper	OL	1	-	7	-	-
Clayton Crofoot	H	1	-	13	-	-
John Cubelic	WR	-	-	1	-	-
John Douglas	RB	1	-	4	1	-
Clinton Durst	P	1	-	12	-	-
Bart Eddins	OL	1	-	16	-	-
Zac Etheridge	SS	1	1	28	25	16
Jonathan Evans	LB	1	-	1	-	-
Nick Fairley	DL	1	1	1	1	1
Mario Fannin	RB	1	1	29	6	3
Dee Ford	DE	1	-	1	-	-
Harris Gaston	LB	1	-	1	-	-
Michael Goggans	DE	1	1	26	13	13
A.J. Greene	OL	-	-	1	-	-
Anthony Gulley	WR	1	-	1	-	-
Josh Harris	DS	1	-	1	-	-
Tim Hawthorne	WR	-	-	25	4	-
Adam Herring	LB	1	1	12	1	1
D'Antoine Hood	DB	-	-	12	1	-
Morgan Hull	K	1	-	10	-	-
Chris Humphries	DL	1	-	1	-	-
Byron Isom	OL	1	1	13	8	1
Philip Lutzenkirchen	TE	1	-	1	-	-
Derrick Lykes	DL	1	-	1	-	-
Andrew McCain	OL	1	1	28	1	1
Onterio McCalebb	RB	1	-	1	-	-
Walter McFadden	DB	1	1	37	13	13
Gabe McKenzie	TE	1	-	39	1	-
Mike McNeil	DB	-	-	25	12	-
Philip Pierre-Louis	WR	-	-	1	-	-
Ryan Pugh	OL	1	1	21	20	16
Spencer Pybus	LB	-	-	12	-	-
Ashton Richardson	LB	1	-	1	-	-
Jake Ricks	DT	1	1	32	1	1
Darrell Roseman	OL	1	-	1	-	-
Aairon Savage	FS	-	-	19	15	-
Ryan Shoemaker	P	-	-	13	-	-
Mike Slade	DB	1	-	13	-	-

Player	Pos.	2009 Games Played	2009 Starts	Career Games Played	Career Starts	Consec. Career Starts
Eric Smith	RB	-	-	12	-	-
Vance Smith	OL	1	-	13	2	-
Travante Stallworth	WR	1	-	1	-	-
Craig Stevens	LB	1	1	26	21	14
John Sullen	OL	1	-	1	-	-
Ben Tate	RB	1	1	35	10	1
Neiko Thorpe	DB	1	1	12	2	1
Chris Todd	QB	1	1	8	6	1
Tommy Trott	TE	1	1	40	23	1
Demond Washington	DB	1	-	1	-	-
Derek Winter	WR	1	-	9	-	-
Jay Wisner	WR	1	-	1	-	-
Terrell Zachery	WR	1	1	14	1	1
Lee Ziemba	OT	1	1	26	26	26

Top Ten Career Games Played (Active)

1. Tommy Trott	40
2. Gabe McKenzie	39
3. Antonio Coleman	38
4. Walter McFadden	37
5. Ben Tate	35
6. Montez Billings	33
7. Jake Ricks	32
8. Mario Fannin	29
9. Zac Etheridge	28
Andrew McCain	28

Top Ten Career Games Started (Active)

1. Lee Ziemba	26
2. Zac Etheridge	25
3. Tommy Trott	23
4. Craig Stevens	21
5. Montez Billings	20
Ryan Pugh	20
7. Antonio Coleman	19
8. Aairon Savage	15
9. Michael Goggans	13
Walter McFadden	13

Top Five Consecutive Starts (Active)

1. Lee Ziemba	26
2. Zac Etheridge	16
Ryan Pugh	16
4. Craig Stevens	14
5. Michael Goggans	13
Walter McFadden	13

2008 Superlatives

Auburn Team Superlatives

Points Scored	.37	vs. Louisiana Tech (9/5)
Low	.37	vs. Louisiana Tech (9/5)
First Downs	.27	vs. Louisiana Tech (9/5)
Low	.27	vs. Louisiana Tech (9/5)
Rushing Plays	.52	vs. Louisiana Tech (9/5)
Low	.52	vs. Louisiana Tech (9/5)
Net Rushing Yards	.301	vs. Louisiana Tech (9/5)
Low	.301	vs. Louisiana Tech (9/5)
Passes Attempted	.27	vs. Louisiana Tech (9/5)
Low	.27	vs. Louisiana Tech (9/5)
Passes Completed	.17	vs. Louisiana Tech (9/5)
Low	.17	vs. Louisiana Tech (9/5)
Had Intercepted	.0	vs. Louisiana Tech (9/5)
Low	.0	vs. Louisiana Tech (9/5)
Net Passing Yards	.255	vs. Louisiana Tech (9/5)
Low	.255	vs. Louisiana Tech (9/5)
Total Offensive Plays	.79	vs. Louisiana Tech (9/5)
Low	.79	vs. Louisiana Tech (9/5)
Total Net Offense	.556	vs. Louisiana Tech (9/5)
Low	.556	vs. Louisiana Tech (9/5)
Fumbles	.3	vs. Louisiana Tech (9/5)
Low	.3	vs. Louisiana Tech (9/5)
Fumbles Lost	.2	vs. Louisiana Tech (9/5)
Low	.2	vs. Louisiana Tech (9/5)
Penalties	.8	vs. Louisiana Tech (9/5)
Low	.8	vs. Louisiana Tech (9/5)
Penalty Yards	.87	vs. Louisiana Tech (9/5)
Low	.87	vs. Louisiana Tech (9/5)

Auburn Individual Superlatives

Rushing Attempts	.22	by Onterio McCalebb vs. La Tech (9/5)
Net Rushing Yards	.148	by Onterio McCalebb vs. La Tech (9/5)
Rushing TDs	.1	by Kodi Burns vs. La Tech (9/5)
		by Onterio McCalebb vs. La Tech (9/5)
Pass Attempts	.26	by Chris Todd vs. La Tech (9/5)
Pass Completions	.17	by Chris Todd vs. La Tech (9/5)
Had Intercepted	--	
Net Passing Yards	.255	by Chris Todd vs. La Tech (9/5)
Passing TDs	.2	by Chris Todd vs. La Tech (9/5)
Receptions	.8	by Mario Fannin vs. La Tech (9/5)
Receiving Yards	.98	by Terrell Zachery vs. La Tech (9/5)
TD Receptions	.1	by Terrell Zacher vs. La Tech (9/5)
		by Darwin Adams vs. La Tech (9/5)
Punts	.2	by Clinton Durst vs. La Tech (9/5)
Punt Average	.41.0	by Clinton Durst vs. La Tech (9/5)
Punts Inside 20	.1	by Clinton Durst vs. La Tech (9/5)
Punt Returns	.1	by Mario Fannin vs. La Tech (9/5)
		by Anthony Gulley vs. La Tech (9/5)
Punt Return Yards	-.1	by Anthony Gulley vs. La Tech (9/5)
Kickoff Returns	.2	by Onterio McCalebb vs. La Tech (9/5)
Kickoff Return Yards	.49	by Onterio McCalebb vs. La Tech (9/5)
FG Attempts	.3	by Wes Byrum vs. La Tech (9/5)
FG Made	.3	by Wes Byrum vs. La Tech (9/5)
Interception Yards	--	

Auburn Individual Long Plays

Rushing	.16	by Ben Tate vs. La Tech (9/5)
Passing	.93	by Chris Todd vs. La Tech (9/5)
Receiving	.93	by Terrell Zachery vs. La Tech (9/5)
Field Goal	.49	by Wes Byrum vs. La Tech (9/5)
Punt	.47	by Clinton Durst vs. La Tech (9/5)
Punt Return	-.1	by Anthony Gulley vs. La Tech (9/5)
Kickoff Return	.26	by Onterio McCalebb vs. La Tech (9/5)
Interception Return	--	

Opponent Team Superlatives

Points Scored	.13	by Louisiana Tech (9/5)
Low	.13	by Louisiana Tech (9/5)
First Downs	.19	by Louisiana Tech (9/5)
Low	.19	by Louisiana Tech (9/5)
Rushing Plays	.37	by Louisiana Tech (9/5)
Low	.37	by Louisiana Tech (9/5)
Net Rushing Yards	.96	by Louisiana Tech (9/5)
Low	.96	by Louisiana Tech (9/5)
Passes Attempted	.33	by Louisiana Tech (9/5)
Low	.33	by Louisiana Tech (9/5)
Passes Completed	.18	by Louisiana Tech (9/5)
Low	.18	by Louisiana Tech (9/5)
Had Intercepted	.1	by Louisiana Tech (9/5)
Low	.1	by Louisiana Tech (9/5)
Net Passing Yards	.149	by Louisiana Tech (9/5)
Low	.149	by Louisiana Tech (9/5)
Total Offensive Plays	.70	by Louisiana Tech (9/5)
Low	.70	by Louisiana Tech (9/5)
Total Net Offense	.245	by Louisiana Tech (9/5)
Low	.245	by Louisiana Tech (9/5)
Fumbles	.3	by Louisiana Tech (9/5)
Low	.3	by Louisiana Tech (9/5)
Fumbles Lost	.1	by Louisiana Tech (9/5)
Low	.1	by Louisiana Tech (9/5)
Penalties	.3	by Louisiana Tech (9/5)
Low	.3	by Louisiana Tech (9/5)
Penalty Yards	.30	by Louisiana Tech (9/5)
Low	.30	by Louisiana Tech (9/5)

Opponent Individual Superlatives

Rushing Attempts	.17	by Daniel Porter of Louisiana Tech (9/5)
Net Rushing Yards	.56	by Daniel Porter of Louisiana Tech (9/5)
Rushing TDs	--	
Pass Attempts	.33	by Ross Jenkins of Louisiana Tech (9/5)
Pass Completions	.18	by Ross Jenkins of Louisiana Tech (9/5)
Had Intercepted	.1	by Ross Jenkins of Louisiana Tech (9/5)
Net Passing Yards	.149	by Ross Jenkins of Louisiana Tech (9/5)
Passing TDs	.1	by Ross Jenkins of Louisiana Tech (9/5)
Receptions	.5	by Phillip Livas of Louisiana Tech (9/5)
Receiving Yards	.43	by Phillip Livas of Louisiana Tech (9/5)
TD Receptions	.1	by Dennis Morris of Louisiana Tech (9/5)
Punts	.6	by Cade Glasgow of Louisiana Tech (9/5)
Punt Average	.38.3	by Cade Glasgow of Louisiana Tech (9/5)
Punts Inside 20	.1	by Cade Glasgow of Louisiana Tech (9/5)
Punt Returns	--	
Punt Return Yards	--	
Kickoff Returns	.6	by Phillip Livas of Louisiana Tech (9/5)
Kickoff Return Yards	.121	by Phillip Livas of Louisiana Tech (9/5)
FG Attempts	.2	by Matt Nelson of Louisiana Tech (9/5)
FG Made	.2	by Matt Nelson of Louisiana Tech (9/5)
Interceptions	--	
Interception Yards	--	

Opponent Individual Long Plays

Rushing	.33	by Ross Jenkins of Louisiana Tech (9/5)
Passing	.19	by Ross Jenkins of Louisiana Tech (9/5)
Receiving	.19	by Dennis Morris of Louisiana Tech (9/5)
Field Goal	.46	by Matt Nelson of Louisiana Tech (9/5)
Punt	.49	by Cade Glasgow of Louisiana Tech (9/5)
Punt Return	--	
Kickoff Return	.27	by Phillip Livas of Louisiana Tech (9/5)
Interception Return	--	

2009 Plays Of 20+ Yards

Yards	Type	Player(s)	Opponent	Qtr.
93 (TD)	pass	Terrell Zachery from Chris Todd	Louisiana Tech	3rd
28	pass	Darvin Adams from Chris Todd	Louisiana Tech	4th
26	pass	Mario Fannin from Chris Todd	Louisiana Tech	1st
20	pass	Mario Fannin from Chris Todd	Louisiana Tech	2nd

Play Breakdown

BY PLAY

Pass.....4
Run0

BY GAME

Louisiana Tech4
Mississippi State-
West Virginia-
Ball State-
at Tennessee-
at Arkansas-
Kentucky.....-
at LSU-
Ole Miss-
Furman-
at Georgia-
Alabama-

BY QUARTER

1st1
2nd1
3rd1
4th1

RUSHING

N/A

PASSING

Chris Todd4

RECEIVING

Mario Fannin2
Darvin Adams1
Terrell Zachery.....1

The Last Time ...

An Auburn Team

Had 35 First Downs... vs. Western Carolina, 2002 (37)
Had 30 First Downs... vs. Tennessee, 2004 (31)
Had 400 yards rushing... vs. Mississippi State, 2003 (405)
Had 300 yards rushing... vs. Louisiana Tech, 2009 (301)
Had 50 or more rushing attempts... vs. Louisiana Tech, 2009 (52)
Had six or more rushing TDs... at Kentucky, 2005 (6)
Had five or more rushing TDs... vs. New Mexico State, 2007 (5)
Had four or more rushing TDs... vs. Vanderbilt, 2007 (4)
Had 350 or more yards passing... vs. Tennessee, 2004 (374)
Had 300 or more yards passing... at Ole Miss, 2008 (319)
Had 50 or more pass attempts... vs. Mississippi State, 1997 (54)
Had 30 or more pass completions... vs. Arkansas, 1995 (34)
Had five TDs passing... vs. Louisiana Tech, 2001 (5)
Had four TDs passing... vs. Louisiana Tech, 2004 (4)
Had three TDs passing... vs. Tulane, 2006 (3)
Had 500 or more yards total offense... vs. Louisiana Tech, 2009 (556)
Had 80 or more total plays... vs. Clemson [Chick-fil-A], 2007 (90)
Scored 70 or more points... vs. Louisiana-Monroe, 2003 (73)
Scored 60 or more points... vs. Ball State, 2005 (63)
Scored 50 or more points... vs. New Mexico State, 2007 (55)
Scored 40 or more points... vs. New Mexico State, 2007 (55)
Had five or more fumbles... vs. Southern Miss (5), 2008
Did not commit a turnover... at LSU, 2007
Had 200-yard rusher and 100-yard receiver in a game... vs. Syracuse, 2002 (Carnell Williams [202 rush] and Marcel Willis [113 receiving])
Had 150-yard rusher and 150-yard receiver in a game... at Arkansas, 2001 (Carnell Williams [177 rush] and Tim Carter [156 receiving])
Had 100-yard receiver and 100-yard rusher in a game... at Ole Miss, 2006 (Kenny Irons [106 rush], Courtney Taylor [108 rec])
Had two 100-yard rushers in a game... vs. Louisiana Tech, 2009 (Ontario McCalebb [148] and Ben Tate [117])
Had two 150-yard rushers in a game... vs. Mississippi State, 2003 (Brandon Jacobs [182] and Carnell Williams [164])
Had three 100-yard rushers in a game ... vs. Maryland, 1983 (Tommie Agee [219], Lionel James [115] and Bo Jackson [105])
Had two 100-yard receivers in a game... vs. LSU, 1999 (Ronney Daniels [120] and Markeith Cooper [105])
Had a 60-yard run and a 60-yard pass in a game ... vs. Alabama, 2003 (Carnell Williams 80 rush, Jason Campbell to Ben Obomanu 64 pass)
Had three players with 2 rushing TDs... vs. Louisiana-Monroe, 2003 (Carnell Williams [2], Brandon Jacobs [2], Tre Smith [2])
Had two players with seven or more catches in a game ... Courtney Taylor vs. Alabama, 2003 (7), Silas Daniels vs. Alabama, 2003 (7)
Scored a touchdown on offense, defense and special teams... vs. Louisiana-Monroe, 2008 (2 offense [1 pass, 1 rush], 1 defense [fumble return], 1 special team [punt return])
Scored on the first offensive play ... vs. Alabama, 2003 (Carnell Williams, 80 yard run)
Returned a punt for a TD... vs. Louisiana-Monroe, 2008 (Robert Dunn) [66 yards]
Returned a kickoff for a TD... vs. Tennessee-Martin, 2008 (Tristan Davis) [95 yards]
Returned opening kickoff for a TD... vs. Tennessee-Martin, 2008 (Tristan Davis) [95 yards]
Returned three Interceptions for TDs... vs. LSU, 1994 (Ken Alvis, Fred Smith, Brian Robinson)
Returned two Interceptions for TDs... vs. LSU, 1994 (Ken Alvis, Fred Smith, Brian Robinson)
Returned an interception for a TD... vs. LSU, 2008 (Gabe McKenzie) [24]
Returned two fumbles for TDs... vs. Vanderbilt, 2002 (Spencer Johnson, Karlos Dansby)
Returned a fumble for a TD... vs. Tennessee, 2008 (Jake Ricks) [0]
Blocked a punt ... vs. Florida, 2006 (Jerraud Powers)
Blocked two punts... vs. La-Monroe, 2003 (3 - Justin Fetsko [2], Donnay Young)
Blocked three punts ... vs. La-Monroe, 2003 (3 - Justin Fetsko [2], Donnay Young)
Returned a blocked punt for a TD... vs. Florida, 2006 (Tre Smith)
Blocked a field goal ... vs. Georgia, 2008 (Tez Doolittle)
Blocked two field goals in a game... at Georgia, 2001 (Alton Moore, 2)
Blocked a PAT attempt ... vs. Alabama, 2008 (Mike McNeill)
Blocked two PAT attempt ... vs. LSU, 1998 (Charles Dorsey, 2)
Missed a kicking PAT... vs. Georgia, 2008 (mishandled snap)
Had a punt blocked... at Mississippi State, 2008 (Clinton Durst)
Had a field goal blocked... at Alabama, 2008 (Morgan Hull)
Had a successful on-side kick... at West Virginia, 2008 (Wes Byrum/Wes Byrum)

Was held scoreless... at Alabama, 2008 (0-36)
Was held scoreless at Jordan-Hare Stadium... vs. Southern California, 2003 (0-23)
Held an opponent scoreless... vs. Louisiana-Monroe, 2008 (34-0)
Held an opponent scoreless at Jordan-Hare Stadium... vs. La-Monroe, 2008 (34-0)
Held an opponent to five or less first downs... vs. Ball State, 2001 (5)
Held an opponent to 10 or less first downs... vs. Tennessee, 2008 (9)
Intercepted five or more passes... at Tennessee, 2004 (5)
Intercepted four or more passes... at Tennessee, 2004 (5)
Held an opponent to 300 or less yards total offense... vs. Louisiana Tech, 2009 (245)
Held an opponent to 200 or less yards total offense... vs. Tennessee, 2008 (191)
Held an opponent to 150 or less yards total offense... at Mississippi State, 2008 (116)
Held an opponent to 100 or less yards total offense... vs. Ball State, 2001 (92)
Held an opponent to 100 or less yards rushing... vs. Louisiana Tech, 2009 (96)
Held an opponent to 50 or less yards rushing... vs. Tennessee-Martin, 2008 (38)
Held an opponent to negative yards rushing... vs. Florida, 2001 (-36)
Held an opponent to 100 or less yards passing... vs. Tennessee, 2008 (67)
Held an opponent without a touchdown... at Mississippi State, 2008
Scored a safety... vs. Arkansas, 2008 (Team)
Scored on a fake field goal... vs. Vanderbilt, 2000 (Duval pass to Diamond)
Scored an offensive two-point conversion ... at Alabama, 2006 (Lee Guess pass from Carl Stewart)
Scored two or more offensive two-point conversions... vs. Florida, 2002 [2]
Scored a defensive two-point conversion... vs. LSU, 1998 (Brad Ware)
Had 10 or more penalties... vs. Vanderbilt, 2007 (11)
Had 100 or more penalty yards... at Ole Miss, 2000 (112)
Had 35 minutes time of possession... at West Virginia, 2008 (35:19)
Was involved in a game that ended in a tie... vs. Georgia, 1994 (23-23)
Was involved in an overtime game... vs. Clemson [Chick-fil-A], 2007 (23-20 win)
Won a game without scoring an offensive touchdown ... at Miss. State, 2008 (3-2)

An Auburn Player

Rushed 40 times in a game... Carnell Williams vs. Syracuse, 2002 (40)
Rushed 35 times in a game... Kenny Irons at Georgia, 2005 (37)
Rushed 30 times in a game... Kenny Irons at Arkansas, 2005 (33)
Rushed for 200 yards in a game... Kenny Irons at LSU, 2005 (218)
Rushed for 150 yards in a game... Kodi Burns vs. Tennessee-Martin, 2008 (158)
Rushed for 100 yards in a game... Ontario McCalebb vs. Louisiana Tech, 2009 (148); Ben Tate vs. Louisiana Tech, 2009 (117)
Quarterback rushed for 100 yards in a game... Kodi Burns vs. Tennessee-Martin, 2008 (158)
Rushed for 100 yards in five consecutive games... Kenny Irons vs. Alabama (103), at Georgia (179), at Kentucky (103), vs. Ole Miss (101), at LSU (218), 2005
Rushed for 100 yards in four consecutive games... Kenny Irons vs. Alabama (103), at Georgia (179), at Kentucky (103), vs. Ole Miss (101)
Rushed for 100 yards in three consecutive games... Kenny Irons vs. Alabama (103), at Georgia (179), at Kentucky (103), 2005
Rushed for 100 yards in consecutive games... Kenny Irons vs. Alabama (103), at Georgia (179), 2005
Rushed for 150 yards in three consecutive games... Carnell Williams vs. Tennessee (185), at Arkansas (150), vs. Mississippi State (164), 2003
Rushed for 150 yards in consecutive games... Kenny Irons at Arkansas (182), at LSU (218), 2005
Rushed for 4 or more TDs in a game... Carnell Williams vs. Mississippi State, 2003 (6)
Rushed for 3 or more TDs in a game... Mario Fannin vs. New Mexico State, 2007 (3)
Rushed for 2 or more TDs in four consecutive games... Carnell Williams vs. Western Carolina (2), vs. Vanderbilt (2), at Miss. State (2), vs. Syracuse (2), 2002
Rushed for 2 or more TDs in three consecutive games... Ronnie Brown at Florida (2), vs. LSU (2), at Ole Miss (3), 2002
Passed for 400 yards in a game... Ben Leard at Georgia, 1999 (416)
Passed for 300 yards in a game... Brandon Cox vs. Georgia Tech, 2005 (342)
Attempted 50 passes in a game... Dameyune Craig vs. Mississippi State, 1997 (54)
Attempted 40 passes in a game... Kodi Burns at Ole Miss, 2008 (43)
Threw five TDs in a game... Daniel Cobb vs. Louisiana Tech, 2001 (5)
Threw four TDs in a game... Daniel Cobb vs. Louisiana Tech, 2001 (5)
Threw three TDs in a game... Brandon Cox vs. Tulane, 2006 (3)
Had 400 yards total offense in a game... Jason Campbell vs. Tennessee, 2004 (431)
Had 300 yards total offense in a game... Kodi Burns at Ole Miss, 2008 (340)
Accounted for four or more TDs in a game... Carnell Williams vs. Mississippi State, 2003 (6)
Accounted for three or more TDs in a game... Mario Fannin vs. New Mexico St., 2007 (3)

The Last Time ...

Caught 15 passes in a game... Willie Gosha vs. Arkansas, 1995 (17)
Caught 10 or more passes in a game... Ronney Daniels vs. Central Florida, 1999 (10)
Caught seven or more passes in a game... Mario Fannin vs. Louisiana Tech, 2009 (8)
Had 200 or more yards receiving in a game... Ronney Daniels at Georgia, 1999 (249)
Had 150 or more yards receiving in a game... Ben Obomanu vs. Ole Miss, 2003 (150)
Had 100 or more yards receiving in a game... Chris Slaughter at Ole Miss, 2008 (131)
Had 100 yards receiving in consecutive games... Courtney Taylor at Ole Miss (108); vs. Arkansas State (116), 2006
Caught four or more TD passes in a game... Alexander Wright vs. Pacific, 1987 (4)
Caught three or more TD passes in a game... Alexander Wright vs. Pacific, 1987 (4)
Caught two or more TD passes in a game... Robert Dunn vs. Tennessee Tech, 2007 (2)
Scored 15 or more points kicking... John Vaughn vs. Washington State, 2006 (16)
Scored 10 or more points kicking... Wes Byrum vs. Louisiana Tech, 2009 (13)
Kicked five or more field goals in a game... Jaret Holmes vs. UAB, 1996 (5)
Kicked four or more field goals in a game... John Vaughn vs. Florida, 2006 (4)
Had 150 kickoff return yards in a game... Tristan Davis vs. Arkansas, 2008 (182)
Had 100 punt return yards in a game... Robert Dunn vs. Southern Miss, 2008 (103)
Scored four or more TDs... Carnell Williams vs. Mississippi State, 2003 (6 rush)
Scored three or more TDs... Mario Fannin vs. New Mexico State, 2007 (3 rush)
Scored a rushing and receiving TD in a game... Mario Fannin vs. Georgia, 2008
Had an 80-yard run... Carnell Williams vs. Alabama, 2003 (80)
Had a 70-yard run... Tristan Davis at Kentucky, 2005 (75)
Had a 60-yard run... Mario Fannin vs. New Mexico State, 2007 (67)
Completed an 80-yard pass... Chris Todd to Terrell Zachery vs. Louisiana Tech, 2009 (93)
Completed a 70-yard pass... Chris Todd to Terrell Zachery vs. Louisiana Tech, 2009 (93)
Completed a 60-yard pass... Chris Todd to Terrell Zachery vs. Louisiana Tech, 2009 (93)
Kicked a field goal of 50 or more yards... Wes Byrum vs. Southern Miss, 2008 (52)
Kicked a field goal of 50 or more yards in consecutive games... John Vaughn, 2006; at Mississippi State (55), vs. Washington State (52)
Kicked two field goals of 50 or more yards in a game... Win Lyle vs. Tennessee, 1987 [55, 52]
Had a 70-yard punt... Kody Bliss vs. Tualne, 2006 (71)
Had a 60-yard punt... Ryan Shoemaker vs. New Mexico State, 2007 (67)
Blocked a field goal in a game... Tez Doolittle vs. Georgia, 2008
Blocked two field goals in a game... Alton Moore at Georgia, 2001
Blocked a PAT attempt ... Mike McNeill at Alabama, 2008
Blocked two PAT attempts ... Charles Dorsey vs. LSU, 1998 (2)
Blocked a punt in a game... Jerraud Powers vs. Florida, 2006
Blocked two punts in a game... Justin Fetsko vs. Louisiana-Monroe, 2003 (2)
Intercepted three or more passes in a game... Junior Rosegreen at Tennessee, 2004 (4)
Intercepted two or more passes in a game... Jonathan Wilhite vs. New Mexico State, 2007 (2)
Intercepted a pass in consecutive games... Jerraud Powers, 2007; at Georgia; vs. Alabama, 2007
Intercepted a pass in three consecutive games... Jerraud Powers, 2007; vs. Tennessee Tech, at Georgia; vs. Alabama
Recovered two fumbles in a game... Sen'Derrick Marks at Alabama, 2006 (2)
Forced two fumbles in a game... Quentin Groves at Alabama, 2006 (2)

An Auburn Opponent

Scored 50 or more points... Georgia, 1996 (56) [4 OT]
Scored 40 or more points... Arkansas, 2001 (42)
Had 350 or more yards rushing... Arkansas, 2002 (426)
Had 300 or more yards rushing... Arkansas, 2002 (426)
Had 250 or more yards rushing... Arkansas, 2006 (279)
Had 50 or more rushing attempts... Alabama, 2008 (50)
Had 400 yards passing... Louisiana Tech, 2000 (433)
Had 350 yards passing... Tennessee, 2003 (355)
Had 300 yards passing... LSU, 2007 (319)
Had 50 or more pass attempts... Kansas State, 2007 (57)
Had 40 or more pass attempts... Tennessee-Martin, 2008 (46)
Had 30 or more pass completions... Kansas State, 2007 (32)
Had 25 or more pass completions... Tennessee-Martin, 2008 (27)
Had four or more TDs passing... Florida, 2000 [SEC Championship] (4)
Had three or more TDs passing... LSU, 2007 (3)
Had five passes intercepted... Tennessee, 2004 (5)
Had four passes intercepted... LSU, 2002 (4)
Had 600 yards total offense... Florida, 1996 (625)
Had 500 yards total offense... Wisconsin, 2006 [Capital One] (548)

Had 400 yards total offense... at Alabama, 2008 (412)
Had five or more fumbles... South Carolina, 2005 (5)
Lost four or more fumbles... at Mississippi State, 2002 (4)
Returned a punt for a TD... LSU, 2005 (Skyler Green, 66 yards)
Returned a kickoff for a TD... Alabama, 2003 (Brandon Brooks, 96 yards)
Returned an interception for a TD... Mississippi State, 2007 (Derek Pegues) (20 yards)
Returned a fumble for a TD... Arkansas, 1997 (C.J. McLain) (52 yards)
Blocked an Auburn punt... Mississippi State, 2008
Blocked an Auburn field goal... Alabama, 2008 (Bobby Greenwood)
Held Auburn to 300 yards total offense... Alabama, 2008 (170)
Held Auburn to 200 yards total offense... Alabama, 2008 (170)
Held Auburn below 100 yards rushing... Alabama, 2008 (57)
Held Auburn below 50 yards rushing... Georgia Tech, 2003 (40)
Held Auburn to negative yards rushing... Tennessee, 1997 (-15)
Held Auburn below 100 yards passing... Vanderbilt, 2008 (98)
Held Auburn to 10 or less first downs... Alabama, 2008 (8)
Had 10 or more penalties... Arkansas, 2007 (10)
Had 100 or more yards in penalties... Arkansas, 2007 (100)
Had two 100-yard rushers in a game... Arkansas, 2006 [Darren McFadden, 145; Felix Jones, 104]
Had two 100-yard receivers in a game... Tulane, 2006 [Preston Brown, 139; Damarcus Davis, 126]
Had a 100-yard rusher and a 100-yard receiver... Tulane, 2006 [Matt Forte, 117; Preston Brown, 139 rec.; Damarcus Davis, 126 rec.]
Had a 100-yard rusher and two 100-yard receivers... Tulane, 2006 [Matt Forte, 117; Preston Brown, 139 rec.; Damarcus Davis, 126 rec.]
Did Not Have a Turnover ... Alabama, 2008
Scored a safety... Mississippi State, 2008 (Ryan Pugh holding penalty)
Scored a two-point conversion... Alabama, 2005
Had 35 minutes time of possession... Arkansas, 2008 (35:02)

An Opposing Player

Rushed for 200 yards in a game... Noel Devine, West Virginia, 2008 (207)
Rushed for 150 yards in a game... Noel Devine, West Virginia, 2008 (207)
Rushed for 100 yards in a game... Glen Coffee, Alabama, 2008 (144)
Passed for 400 yards in a game... Luke McCown, La. Tech, 2000 (433)
Passed for 350 yards in a game... Casen Clausen, Tennessee, 2003 (355)
Passed for 300 yards in a game... Matt Flynn, LSU, 2007 (319)
Attempted 50 passes in a game... Josh Freeman, Kansas State, 2007 (57)
Attempted 40 passes in a game... Cade Thompson, Tennessee-Martin, 2008 (46)
Completed 25 passes in a game... Cade Thompson, Tennessee-Martin, 2008 (27)
Threw three or more TD passes in a game... Pat White, West Virginia, 2008 (3)
Had 400 yards total offense... Luke McCown, La. Tech, 2000 (436)
Had 350 yards total offense... Matt Flynn, LSU, 2007 (353)
Accounted for 3 or more TDs... Matt Flynn, LSU, 2007 (3)
Caught 10 or more passes... Mike Hicks, Tennessee-Martin, 2008 (12)
Caught seven or more passes... Mike Hicks, Tennessee-Martin, 2008 (12)
Had 100 yards receiving... Mike Hicks, Tennessee-Martin, 2008 (132)
Had 200 yards receiving... Charles Lee, Central Florida, 1999 (203)
Caught three or more TD passes... Chris Collins, Ole Miss, 2002 (3)
Scored three TDs... Chris Collins, Ole Miss, 2002 (3 receiving)
Had a 90-yard run... Guy Minor, LSU, 1936 (90)
Had an 80-yard run... C.J. Spiller, Clemson [Chick-fil-A], 2007 (83) [TD]
Had a 70-yard run... C.J. Spiller, Clemson [Chick-fil-A], 2007 (83) [TD]
Had a 60-yard run... Michael Smith, Arkansas, 2008 (63)
Completed an 80-yard pass... Bryan Randall to Josh Morgan, Virginia Tech, 2004 (80) [TD]
Completed a 70-yard pass... Bryan Randall to Josh Morgan, Virginia Tech, 2004 (80) [TD]
Completed a 60-yard pass... Andre' Woodson to Rafael Little, Kentucky, 2005 (65)
Kicked a 50-yard field goal... Steve Lindsey, Ole Miss, 1997 (52)
Had a 70-yard punt... Blake McAdams, Mississippi State, 2007 (73)
Had a 60-yard punt... Blake McAdams, Mississippi State, 2007 (73)
Made three or more FGs ... Colt David, LSU, 2007 (3)