



AUBURN TIGERS

2008 FOOTBALL



GAME 10

AUBURN (4-5, 2-4 SEC) vs. UT MARTIN (7-2, 5-1 OVC)
 NOVEMBER 8, 2008 • 1:30 PM CT • TV: NONE
 JORDAN-HARE STADIUM (87,451) • AUBURN, AL



QUICK FACTS

COACHES:

Tommy Tuberville (Southern Arkansas, 1976)
 Auburn Record.....84-38 (10th year)
 vs. UT MartinFirst meeting
 Overall Record109-58 (14th year)
 vs. UT MartinFirst meeting

Jason Simpson (Southern Miss, 1994)
 UT Martin Record 20-12 (3rd year)
 vs. Auburn.....First meeting
 Overall Record20-12 (3rd year)
 vs. Auburn.....First meeting

SERIES:

First meeting

RANKINGS:

AuburnNot ranked
 UT Martin20th FCS Coaches Poll

TELEVISION:

None

RADIO:

The Auburn Network provides radio coverage to over 50 stations that cover the Southeast. Rod Bramblett (play-by-play), Stan White (color), Quentin Riggins (sideline), Paul Ellen (studio) and Andy Burcham (locker room) provide gameday analysis.

SATELLITE RADIOXM Radio 201
 LOCALLYWKKR-FM (97.7)

INTERNET:

Live audio & statswww.auburntigers.com

THE GAME

Auburn celebrates its 82nd Homecoming on Saturday, returning to Jordan-Hare Stadium for the first time in four weeks to host UT Martin. It will be the final regular season non-conference game of the year for Auburn, and will mark the first-ever meeting between the two schools.

AUBURN HEADLINES

- ▶ Auburn has won its last 16 homecoming contests, with an average margin of victory of 24.5 points.
- ▶ Auburn is 30-2-1 in its last 33 Homecoming games.
- ▶ Kodi Burns had Auburn's first 300-yard passing game since the 2005 season opener with a 319-yard effort at Ole Miss Nov. 1.
- ▶ Chris Slaughter had eight catches for 131 yards at Ole Miss after totaling eight receptions for 39 yards in his first 17 games as a Tiger combined.
- ▶ Auburn had 314 yards of offense in the second half at Ole Miss, which was the biggest half of the season for the Tigers and more yards than they had in any of their previous four games.
- ▶ Auburn has not allowed a touchdown in the first quarter all season, outscoring its opponents 44-6 in the quarter.
- ▶ Auburn ranks third in the nation in opponents' third-down conversion percentage, surrendering just 36 first downs in 133 attempts (27.1 percent).
- ▶ Auburn ranks 14th nationally in scoring defense, allowing just 15.9 points per game.
- ▶ Auburn ranks 10th nationally in pass defense (163.1) and 20th in pass defense efficiency (105.04).
- ▶ Auburn is one of just six teams that has not allowed more than four rushing touchdowns this season.
- ▶ Auburn has nine shutouts since the 2000 season, which is tied for the SEC lead, and has played 72 consecutive games without being shut out.
- ▶ Auburn ranks tied for 10th nationally in kickoff returns (25.1) and 11th in the nation in punt returns (15.6).
- ▶ Senior Tristan Davis is Auburn's career record holder in kickoff return average (26.1).
- ▶ Junior Antonio Coleman shares the SEC lead in sacks (6.0) and tackles for loss (10.5).
- ▶ Junior Ben Tate needs just 132 yards rushing to become the 13th player in Auburn history with 2,000 career rushing yards.

AUBURN (4-5, 2-4 SEC)

Date	Opponent	Score/Time
Aug. 30	LOUISIANA-MONROE	W, 34-0
Sept. 6	SOUTHERN MISS [Raycom]	W, 27-13
Sept. 13	at Mississippi State [ESPN2]	W, 3-2
Sept. 20	#6/6 LSU [ESPN]	L, 21-26
Sept. 27	TENNESSEE [CBS]	W, 14-12
Oct. 4	at #19/19/19 Vanderbilt [ESPN]	L, 13-14
Oct. 11	ARKANSAS	L, 22-25
Oct. 23	at West Virginia [ESPN]	L, 17-34
Nov. 1	at Ole Miss [Raycom]	L, 7-17
Nov. 8	TENNESSEE-MARTIN	1:30 p.m.
Nov. 15	GEORGIA	TBA
Nov. 29	at Alabama	TBA

All times Central

UT MARTIN (7-2, 5-1 OVC)

Date	Opponent	Score/Time
Aug. 30	at #19/21 South Florida	L, 7-56
Sept. 6	BAKER	W, 56-0
Sept. 11	CONCORDIA	W, 87-21
Sept. 20	at Austin Peay	W, 31-17
Sept. 27	at Murray State	W, 63-38
Oct. 4	TENNESSEE STATE	L, 27-30 (OT)
Oct. 9	EASTERN ILLINOIS	W, 29-26
Oct. 16	at Tennessee Tech	W, 35-7
Oct. 23	JACKSONVILLE STATE	W, 31-30
Nov. 8	at Auburn	1:30 p.m.
Nov. 15	at Southeast Missouri	1 p.m.
Nov. 22	EASTERN KENTUCKY	12 p.m.

All times Central

2008 Auburn Football Game Notes

STATISTICAL COMPARISON

AUBURN VS. UT MARTIN 2008 STATISTICS

	<u>AU</u>	<u>UTM</u>
Scoring Offense	17.6	40.7
Total Offense	300.2	415.2
First Downs	16.1	20.2
Rushing Yards	130.1	194.4
Passing Yards	170.1	220.8
Time of Possession	30:16	28:53
3rd Down Pct.	33%	43%
Scoring Defense	15.9	25.0
Yards Allowed	303.0	358.7
Rushing Yards Allowed	139.9	147.3
Passing Yards Allowed	163.1	211.3

STATISTICAL LEADERS

2008 STATISTICS

RUSHING YARDS

AUBURN	UT MARTIN
Ben Tate.....573	Brandyn Young576
Brad Lester238	Miguel Barnes403
Kodi Burns219	Daryl Bourne321
Mario Fannin106	Roren Thomas294

PASSING YARDS

AUBURN	UT MARTIN
Chris Todd903	Cade Thompson1836
Kodi Burns628	Dexter Anoka151

RECEPTIONS

AUBURN	UT MARTIN
Rodgericus Smith25	Mike Hicks40
Tommy Trott.....17	Roren Thomas24
Montez Billings16	E.J. Daniel13
Robert Dunn.....16	Jamaal Akbar.....10

POINTS SCORED

AUBURN	UT MARTIN
Wes Byrum42	Roren Thomas64
Robert Dunn.....18	Brandyn Young60
Kodi Burns18	Tom Hansen58
Ben Tate.....18	Mike Hicks42

TACKLES

AUBURN	UT MARTIN
Zac Etheridge49	Josh Bey65
Mike McNeil.....48	Dontrell Miller52
Josh Bynes.....44	Brent Acker.....49
Two tied with40	Two tied with39

INTERCEPTIONS

AUBURN	UT MARTIN
Jerraud Powers2	Dontrell Miller4
Walter McFadden.....2	Dante Harrold.....1
Josh Bynes2	Kendal Harper.....1

HOME COMING ON THE PLAINS

This Saturday's game will mark the 95th observance of Homecoming at Auburn and the 82nd homecoming game for the Tigers.

Homecoming at Auburn began in June 1913, when Dr. Charles Thach, president of what was then Alabama Polytechnic Institute, issued a proclamation calling for "the observance of a Homecoming for all those loyal sons who, as former Auburn students, have passed through her portals and received her honors."

Homecoming festivities were held in connection with the spring commencement exercises until 1924. Auburn beat Clemson, 13-0, in Auburn's first Homecoming game. The game was played on old Drake Field, which is now the parking lot for the new student union.

Until the first section of Jordan-Hare Stadium was completed in 1939, Auburn sometimes observed Homecoming in Montgomery or Columbus, Ga., since adequate campus facilities were not available. Auburn did not have Homecoming games in 1930 and 1938. There was no football team in 1943 because of WWII.

Auburn is 68-8-5 in Homecoming games. Mississippi State (16 times) has been the most common Homecoming guest.

AUBURN HOME COMING COURT

At halftime of Saturday's game, the Homecoming Queen will be crowned on the east side of the field. A pool of more than 50 applicants went through two rounds of interviews and cuts before the five finalists were announced.

The queen will be elected by a vote of the Auburn student body on Friday, Nov. 7 and the winner's name is kept in anonymity until the announcement.

The five finalists are: Kellen Cooper, Meredith Gaston, Jordan Huff, Melissa Johnson and Haley Walker. All applicants must be an undergraduate with senior status and maintain a grade point average of 2.5 or better. Each applicant was also nominated by a member of one of the 300 campus organizations.

HOME COMING NOTABLES

Auburn has won 16 straight Homecoming contests ... The Tigers' average margin of victory in those 16 games is +24.5 ... Auburn has scored 25 or more points in 21 of the last 25 Homecoming games, including 30 or more points in 19 of those contests ... Auburn is 30-2-1 in its last 33 Homecoming games ... This will be the seventh Homecoming game to be played on Nov. 8 and first since 1986. Auburn is 4-1-1 in its previous Nov. 8 Homecoming games, winning the last two and going 4-0-1 in the last five.

UT MARTIN QUICK HITTERS

UT Martin is ranked 20th in the latest FCS Coaches Top 25 poll and the Sports Network's FCS poll ... The Skyhawks lead the Ohio Valley Conference with a 5-1 league mark ... Saturday's game will set a record for the most people to ever watch UT Martin play football - the current top mark of 48,058 was set earlier this season at South Florida ... It will also be UTM's first ever game against an SEC opponent ... UT Martin ranks second nationally in the Football Championship Subdivision in scoring offense, averaging 40.7 points per game ... The Skyhawks scored a season-best 87 points earlier this season against Concordia College ... 370 of Brandyn Young's 56 yards rushing have come in the last two games ... Roren Thomas leads the OVC in all-purpose yardage (160.3) ... Quarterback Cade Thompson, a transfer from South Carolina, ranks ninth nationally in the FCS in passing efficiency (159.11) ... Dontrell Miller's four interceptions ranks tied for second in the OVC.

TENNESSEE TIGERS

The 2008 Auburn roster includes two players who hail from the state of Tennessee. Sophomore OL Mike Berry is from Antioch, while redshirt freshman OL A.J. Greene is from Madison.

ALABAMA SKYHAWKS

Ten members of the UT Martin squad are from the state of Alabama: senior WR E.J. Daniel (Brundidge), sophomore S Erick Daniel (Fairfield), junior OT Joe Gibbs (Brilliant), freshman DB Avery Jackson (Muscle Shoals), sophomore DL Karlos Jones (Athens), junior OL Jamar Lawrence (Fosters), junior S Dontrelle Miller (Demopolis), freshman DL Darrin Nalls (Fayette), sophomore guard Taz Tillery (Russellville) and senior DT Ray Williams (Demopolis).

ON THIS DATE

Auburn is 6-7-1 all-time on Nov. 8. The Tigers' last game on Nov. 8 was a 24-20 loss to Ole Miss during the 1999 season. The Tigers went 4-0-1 in their previous five Nov. 8 games, but lost five straight from 1924-1952. In an unusual coincidence, Mississippi State was the opponent on six straight Nov. 8 games from 1941-1975.

IN NOVEMBER

Auburn is 213-164-21 (.562) all-time in the month of November, including a 19-8 mark under Tommy Tuberville. The Tigers are 10-3 in their last 13 games in November.

2008 Auburn Football Game Notes

JORDAN-HARE STADIUM

Now in its 69th year as home to the Auburn football team, Jordan-Hare Stadium is the nation's ninth-largest on-campus stadium, with a capacity of 87,451 fans. The Tigers are 263-66-7 (.793) at Jordan-Hare Stadium, including a 49-12 (.803) mark since 2000. AU went 7-0 at home in both 2000 and 2004, and posted a 6-1 mark in 2005.

300 THROUGH THE AIR

Sophomore quarterback Kodi Burns threw for a career-high 319 yards against Ole Miss, completing 27-of-43 passes. Burns became the first Auburn quarterback to post a 300-yard passing game since Brandon Cox threw for 342 yards in the 2005 season opener against Georgia Tech. The Tigers had played 45 straight games without having a 300-yard passing effort.

Burns' 319 yards tied for 20th most in a game by an Auburn quarterback, his 27 pass completions tied for the eighth most in a game in Auburn history, and his 43 pass attempts are tied for 12th most in Auburn history in a single game. He entered the game with 309 yards passing for the entire season.

FROM START TO FINISH

Kodi Burns' 319-yard effort against Ole Miss came in just his second full game at quarterback for Auburn. He entered Auburn's previous game at West Virginia Oct. 23 with three career starts and 14 games played, but the game against the Mountaineers marked the first time in his career that Burns started and played the entire game at quarterback. Burns led the team in rushing against West Virginia with 82 yards and a score on 15 carries, and completed 13-of-21 passes for 111 yards and another touchdown. His only interception came on a desperation heave on the game's final play.

SLAUGHTERING HIS CAREER MARKS

Sophomore wide receiver Chris Slaughter had a career game against Ole Miss Nov. 1. Slaughter hauled in eight passes for 131 yards to lead all Tiger receivers and post the first 100-yard receiving game by an Auburn player this season. Slaughter matched the number of catches he had accumulated in his first 17 games combined as a Tiger, and more than tripled his career receiving yardage. He entered the game with eight career catches for 39 yards. He also had not previously had a reception of more than nine yards in his career, but had grabs of 42, 37 and 16 yards against Ole Miss. Seven of his catches for 126 yards came in the second half.

OFFENSIVE FIREWORKS

Auburn's offense put up some impressive total offense numbers during the second half Nov. 1 at Ole Miss. The Tigers had 314 yards of total offense in the second half, which was the most yards gained in a half by Auburn this season, and more yards than Auburn had gained in any of its previous four games.

Auburn had 168 yards of offense in the fourth quarter alone, which was the biggest output in a single quarter of the season for the squad. The 146 yards of offense gained by the Tigers in the third quarter were the second most at the time behind a 160-yard third quarter against Louisiana-Monroe.

Auburn also had six plays of at least 20 yards in the second half against Ole Miss, which was one more than the Tigers had in the last four games combined.

FANTASTIC FIRST QUARTERS

Auburn has outscored its opponents 44-6 in the first quarter this season, helping the Tigers to lead eight of their nine games at halftime. The Tigers have yet to allow a touchdown in the opening quarter this season, surrendering field goals to LSU and Arkansas.

Auburn played nearly the first seven quarters of its season without allowing a point, surrendering its first score of the season with just 2:33 left in the third quarter against Southern Miss after going 102:27 without being scored upon.

MANY HAPPY RETURNS

Auburn's return specialists have excelled this season, as the Tigers rank tied for 10th nationally in kickoff returns (25.1) and 11th in punt returns (15.6). Individually, Tristan Davis is third in the SEC and 23rd nationally in kickoff returns (26.9) and Robert Dunn averages 21.4 yards per punt returns but does not have enough returns (nine) to qualify for the NCAA leaders. Both have returned kicks for touchdowns.

The Tigers have not allowed their opponents as much success returning kicks, as Auburn is 17th nationally in net punting (37.4) and third in the SEC in kickoff coverage (45.3).

DAVIS SETTING RECORDS

Tristan Davis set an Auburn single-game record with 182 kickoff return yards Oct. 11 vs. Arkansas. Davis, who accumulated the 182 yard on five returns, brought back his first return of the game 97 yards for a touchdown, which was the sixth-longest kickoff return in school history. His 182 yards were the eighth most in a single game in SEC history.

Davis now ranks first in Auburn history with a career kickoff return average of 26.1 yards, and his 1229 career kickoff return yards is third best in school history.

SEC SUCCESS

Auburn has won 28 of its last 38 Southeastern Conference games and 29 of its last 39 games against SEC schools, including the 2004 SEC Championship game victory over Tennessee. Auburn's success against conference schools dates back to more than just the past five seasons, as since the start of the 2000 season, the Tigers have tied for the third-best record among the 12 league schools in regular season conference games, just two games behind the leader. The following are the combined conference records of the 12 SEC schools from 2000-08.

	W-L	Pct.
Florida	51-19	.729
LSU	50-19	.725
Auburn	49-21	.700
Georgia	49-21	.700
Tennessee	45-25	.643
Alabama	35-34	.507
Arkansas	33-36	.478
South Carolina	33-37	.471
Ole Miss	27-43	.386
Kentucky	17-52	.246
Mississippi State	16-53	.232
Vanderbilt	12-57	.174

TIGERS SINCE 2000

Since the start of the 2000 season, Auburn has one of the best records in all of the Football Bowl Subdivision. The Tigers' record of 79-32 (.712) ranks 13th among all 119 programs. The list of the top 20 programs since 2000 in terms of winning percentage follows:

	W-L	Pct.
1. Boise State	94-16	.855
2. Oklahoma	90-18	.833
3. Texas	92-19	.829
4. Ohio State	88-22	.800
USC	88-22	.800
6. LSU	88-24	.786
7. Georgia	87-25	.777
8. Miami (Fla.)	82-26	.759
9. Virginia Tech	84-27	.757
10. TCU	81-27	.750
11. Florida	81-29	.736
12. Louisville	79-29	.731
13. Auburn	79-32	.712
14. Boston College	76-33	.697
15. West Virginia	74-33	.692
16. Michigan	75-34	.688
17. Utah	72-33	.686
18. Oregon	73-35	.676
19. Florida State	75-36	.676
20. Tennessee	74-37	.667
Texas Tech	74-37	.667

2008 Auburn Football Game Notes

ROAD RULERS SINCE 2004

Auburn has been one of the nation's best road teams since 2004, posting the county's fifth-best record in road games, and the third-best in road and neutral site games.

Top Ten Road Records Since 2004

1. Texas	17-3 (.850)
2. USC	22-4 (.846)
3. Georgia	16-3 (.842)
4. Boise State	20-5 (.800)
5. Virginia Tech	18-5 (.783)
6. Ohio State	17-5 (.773)
7. West Virginia	18-6 (.750)
8. Oklahoma	13-5 (.722)
9. Auburn	14-6 (.700)
10. Michigan	13-8 (.619)

Top Ten Road & Neutral Site Records Since 2004

1. Texas	26-5 (.839)
USC	26-5 (.839)
3. Georgia	22-7 (.759)
4. West Virginia	21-7 (.750)
Boise State	21-7 (.750)
6. Ohio State	19-7 (.731)
7. Auburn	18-7 (.720)
8. LSU	19-8 (.704)
9. Virginia Tech	20-10 (.667)
10. Louisville	18-10 (.643)

ON THIS DATE

Auburn's all-time results in games played on Nov. 8:

Year	Opponent	Rank	Result
2003	Ole Miss	NR/20	L, 20-24
1986	Cincinnati	9/NR	W, 52-7
1980	Southern Miss	NR/NR	W, 31-0
1975	MSU	NR/NR	T, 21-21
1969	MSU	11/NR	W, 52-13
1958	MSU	5/NR	W, 33-14
1952	Mississippi State	NR/NR	W, 34-49
1947	vs. Mississippi State	NR/NR	L, 0-14
1941	vs. Mississippi State	NR/15	L, 7-14
1930	at Tulane	NR/NR	L, 0-21
1924	vs. Tulane	NR/NR	L, 6-14
1919	vs. Spring Hill	NR/NR	W, 10-0
1913	at Georgia Tech	NR/NR	W, 20-0
1901	vs. Vanderbilt	NR/NR	L, 0-41

Record: 6-7-1

Note: Rank is listed as Auburn/Opponent AP ranking at time of game

DUNN DEAL

In the season opener against Louisiana-Monroe, Robert Dunn snapped an Auburn streak of 144 consecutive games and 374 punt returns without a touchdown, which was the longest streak in the nation, by returning a kick 66 yards for a score.

Dunn, who was only 10 years old the last time Auburn had a punt return for a touchdown, appeared to accomplish the feat again Sept. 6 against Southern Miss, but what would have been a 65-yard return for a score was reduced to 47 yards due to a block in the back at the 18-yard line that occurred 5 yards behind Dunn, who was about to cruise into the end zone.

Dunn, who has had five of his nine returns this season go for at least 17 yards, finished the Southern Miss game with 103 punt return yards, becoming the first Tiger to have more than 100 punt return yards in a game since Joe Walkins against Ball State on Sept. 1, 2001.

SCORING FROM ALL AVENUES

Auburn has scored touchdowns this season the conventional way via the run and the pass, but has also found other ways to score touchdowns. The Tigers have scored touchdowns on a kickoff return, a punt return, an interception return and twice on fumble returns. According to available data, this marks the first season since 1970 that Auburn has scored on a punt return and on a kickoff return in the same season.

In the season opener against Louisiana-Monroe, Auburn scored touchdowns on offense, defense and special teams for the first time in a game since a 73-7 victory in 2003 over ULM.

INJURIES NOT HELPING

Injuries have played a major role in Auburn's season, as Auburn has had 13 players who have appeared on the two deep miss a combined 49 games due to injury this season, including three starters lost for the season due to injury - line-backer Tray Blackmon, offensive lineman Chaz Ramsey and defensive back Aairon Savage. Other players lost for the year include defensive back T'Sharvan Bell, defensive end Raven Gray, defensive back Marcus Jemison, wide receiver Philip Pierre-Louis and defensive end Jomarcus Savage.

TOUGH TO SCORE AGAINST

Auburn has allowed just 143 points through its first nine games, ranking the Tigers 14th in the nation in scoring defense at 15.9 points per game. Six of Auburn's first nine opponents have been held to 17 points or fewer.

Last season, Auburn allowed 142 points in the first nine games (15.8 per game) en route to a season in which the Tigers finished sixth nationally in scoring defense.

DEFENSE SHINING

Under first-year defensive coordinator Paul Rhoads, Auburn's defense has been stellar in several areas beyond scoring defense. The Tigers are ranked in the top 30 nationally in several defensive categories, including third-down conversion defense (27.1, 3rd), pass defense (163.1, 10th), pass efficiency defense (105.04, 20th), first downs allowed (16.3, T25th), total defense (303.0, 27th), tackles for loss (6.6, 27th) and red zone defense (.762, T27th).

THIRD DOWN DOMINATION

Auburn's defense has been terrific on third downs this season, as the Tigers rank third in the nation in opponent third-down conversions. Auburn opponents have converted just 36-of-133 third downs for 27.1 percent. Five of Auburn's nine opponents have been held to less than 30 percent on their third-down conversion attempts, including Mississippi State which was 0-of-14 on Sept. 13.

Auburn went more than eight quarters earlier this year without allowing a third-down conversion. From a first-quarter Southern Miss conversion until LSU converted in the second quarter Sept. 20, the Tigers had played 28 straight third downs without allowing a first down.

Auburn's defense has been particularly stingy in the fourth quarter, with opponents converting just 8-of-36 (22.2 percent). Forcing third and long has been the key, as 70 of the 133 attempts (52.6 percent) have come with seven or more yards needed for a first down.

SECONDARY TO NONE

Auburn's secondary has been solid despite a lack of depth this season, as the Tigers rank 10th nationally defensively in pass defense (163.1) and 20th in pass efficiency defense (105.04). The Tigers are allowing only 5.22 yards per pass attempt, which is the fourth best mark in the nation.

Auburn has held five of its nine opponents to 157 or fewer yards passing, including two that failed to reach 100. Tennessee threw for just 67 yards Sept. 27, and Mississippi State had 78 yards through the air Sept. 13.

Auburn opponents should be ready for more of the same in the future, as there are no seniors in the group of starters or top reserves.

NOT GIVING UP GROUND

Auburn's defense has allowed just four rushing touchdowns this season, making the Tigers one of just six teams that have allowed four or fewer rushing touchdowns this season. Three of the other five schools have also played just eight games, while the Tigers have played nine.

2008 Auburn Football Game Notes

COLEMAN LIGHTING UP QBs

Junior defensive end Antonio Coleman has collected six sacks and 10.5 tackles for loss so far this season, with both marks ranking tied for first in the SEC. Coleman, who also has a team-high 12 quarterback hurries this year, now has 14.5 sacks during his career, and needs just one more to crack Auburn's career top 10. He has 30 tackles for loss during his career.

HIGH MARKS

Junior All-American candidate Sen'Derrick Marks has been a terror on the defensive line for the Auburn defense. Marks has nine tackles for loss, including two sacks, which is tied for fifth most in the SEC this season. Marks, who has started all 35 games since the start of the 2006 season, now has 29 tackles for loss during his career.

SUCCESS FROM THE FIRST START

Sophomore Josh Bynes filled in for Tray Blackmon as the starting middle linebacker Sept. 27 against Tennessee, and his first start was a memorable one. Bynes led the team with 11 tackles (six solo, five assists), becoming the first Auburn player this season to record a double-digit tackle effort. Has has started the last five games, and now ranks third on the team with 44 tackles, including 35 in his five starts, which leads the team during that span.

DURST CONTINUING TO EXCEL

Redshirt freshman Clinton Durst, who burst onto the scene in the spring and was the Special Teams MVP of the A-Day game after averaging 48.3 yards on three punts, ranks fourth in the SEC and 30th nationally, averaging 42.1 yards per punt this year with 15 punts placed inside the 20-yard line. His kicks, which have included 18 fair catches, have helped Auburn rank 17th nationally in net punting at 37.4 yards per kick.

Durst is part of an impressive stable of young kickers that also includes sophomore punter Ryan Shoemaker, who was a first-team preseason All-SEC selection this season after averaging 42.4 yards per punt last year, before being supplanted as Auburn's punter by Durst.

Auburn's group of young kickers also includes sophomore kicker Wes Byrum, who led Auburn in scoring last year with 86 points, including 17 field goals which is tied for third most in a single season in school history. He made game-winning field goals in the closing seconds at Florida and at Arkansas last season.

In addition, sophomore Patrick Tatum averaged 43.4 yards on 16 punts last season while Shoemaker was out with an injury, and sophomore Morgan Hull has also handled the kickoff duties part-time in each of the last two seasons.

WINNING THE CLOSE ONES

Auburn's one-point loss to Vanderbilt Oct. 4 snapped a string of five straight victories for Auburn in games decided by four points or less. It was the first one-point loss for Auburn since a 30-29 defeat at the hands of Tennessee in the 1997 SEC Championship game in Atlanta.

Under Tommy Tuberville, the Tigers are now 17-7 in games decided by four points or less, and have won eight of their last 11. Since the 2000 season, Auburn is 7-1 in games decided by just one or two points.

RUNNING BACK U.

Auburn is continuing its tradition of producing high-caliber running backs, with two backs on the squad that have over 1,600 career rushing yards. Junior Ben Tate leads the team with 573 yards rushing and ranks 16th in Auburn history with 1,868 career yards. Tate needs 132 yards to become the 13th player in Auburn history with 2,000 career rushing yards. Senior Brad Lester had 238 yards this season and has pushed his career total to 1,638, which ranks 20th. They were the first pair of Auburn running backs to enter a season with more than 1,000 yards rushing each since Carnell Williams and Ronnie Brown in 2004.

CENTURY RECEIVER

Senior Rogeriquis Smith became the seventh player in Auburn history to accumulate 100 career receptions during Auburn's game against Vanderbilt Oct. 4. Smith, who leads the team with 25 catches for 246 yards and a score this season, now has 109 career catches, which ranks sixth in school history. Smith also has 1,512 career receiving yards, which ranks ninth best in Auburn history.

SPREADING IT AROUND

Auburn has had 15 different players catch passes this season, and all 15 have multiple receptions. The Tigers had 11 different players catch passes Sept. 6 vs. Southern Miss, marking the most players to catch a pass in a game for Auburn since 2005 against Ole Miss.

FIRST TIMERS

Auburn has had 21 players play in their first collegiate games at Auburn this season, including 12 true freshmen. The true freshmen that have seen action this season include: DB Harry Adams, WR Darvin Adams, DB Drew Cole, DB D'Antoine Hood, WR Philip Pierre-Louis, LB Spencer Pybus, DL Jomarcus Savage, RB Eric Smith, TE Vance Smith, DB Christian Thompson, DB Neiko Thorpe and WR Derek Winter. Others who have played in their first games at Auburn include: WR Quindarius Carr, OL Jared Cooper, H Clayton Crofoot, RB John Douglas, P Clinton Durst, RB Ryan Hastie, LB Adam Herring, DB Mike Slade, and QB Chris Todd.

AROUND THE SEC

SEC STANDINGS

Eastern Division

	SEC		Overall	
	W	L	W	L
Florida	5	1	7	1
Georgia	4	2	7	2
Vanderbilt	3	2	5	3
South Carolina	3	3	6	3
Kentucky	2	3	6	3
Tennessee	1	5	3	6

Western Division

	SEC		Overall	
	W	L	W	L
Alabama	5	0	9	0
LSU	3	2	6	2
Ole Miss	3	3	5	4
Auburn	2	4	4	5
Arkansas	1	4	4	5
Mississippi State	1	4	3	6

LAST WEEK'S RESULTS

Saturday, Nov. 1

OLE MISS 17, Auburn 7

ARKANSAS 30, Tulsa 23

Kentucky 14, MISSISSIPPI STATE 13

ALABAMA 35, Arkansas State 0

Florida 49, Georgia 10 (at Jacksonville, Fla.)

SOUTH CAROLINA 27, Tennessee 6

LSU 35, Tulane 10

Home team in CAPS

THIS WEEK'S SCHEDULE

Saturday, Nov. 8

Georgia at Kentucky, 11:30 am ET [Raycom]

Arkansas at South Carolina, 1 pm ET [PPV]

Wyoming at Tennessee, 1 pm ET [PPV]

UT Martin at Auburn, 1:30 pm CT

Alabama at LSU, 2:30 pm CT [CBS]

Florida at Vanderbilt, 7 pm CT [ESPN2]

2008 Auburn Football Game Notes

AUBURN IN THE SEC/NCAA STATS

(Through games played 11/1)

TEAM	SEC	NCAA
Kickoff Return (25.1).....	1st	T10th
Opponent 3rd-Down Conv. (27.1).....	2nd	3rd
Net Punting (37.43).....	2nd	17th
Pass Defense (163.1).....	3rd	10th
Punt Returns (15.6).....	3rd	11th
Tackles For Loss (6.6).....	3rd	27th
Kickoff Coverage (45.3).....	3rd	
Scoring Defense (15.9).....	4th	14th
Red Zone Defense (76.2).....	4th	T27th
Pass Def. Efficiency (105.04).....	6th	20th
Sacks By (2.0).....	6th	T47th
Opponent First Downs (16.3).....	7th	T25th
Time Of Possession (30:16).....	7th	T56th
Rushing Offense (130.1).....	7th	79th
Total Defense (303.0).....	8th	27th
Sacks Allowed (1.9).....	8th	63rd
Penalties (52.6).....	9th	60th
Turnover Margin (-0.56).....	9th	94th
Passing Offense (170.1).....	9th	98th
Total Offense (300.2).....	9th	104th
Field Goals (.571).....	9th	
Rushing Defense (139.9).....	10th	61st
Third-Down Conversions (33.1).....	10th	97th
First Downs (16.1).....	10th	105th
Scoring Offense (17.6).....	10th	113th
Pass Efficiency (101.32).....	12th	111th
Red Zone Offense (62.1).....	12th	T118th
Opponent Penalties (41.1).....	12th	

INDIVIDUAL

	SEC	NCAA
A. Coleman, Sacks (0.67).....	2nd	T37th
T. Davis, Kickoff Returns (26.9).....	3rd	23rd
A. Coleman, Tackles For Loss (1.2).....	3rd	T48th
C. Durst, Punting (42.1).....	4th	30th
S. Marks, Tackles For Loss (1.0).....	T5th	T72nd
B. Tate, Rushing (63.7).....	6th	78th
W. Byrum, Field Goals (0.9).....	8th	T70th
C. Todd, Pass Efficiency (106.64).....	9th	95th

NO SHUTOUTS ALLOWED

Auburn has scored in 72 consecutive games, which is the second-longest streak in school history. The Tigers have not been shut out since a 23-0 loss to USC to open the 2003 season. It will be a while before Auburn could challenge the school record. The Tigers scored in 149 straight games from Oct. 4, 1980 through Nov. 14, 1992.

SHUTOUT CITY

Auburn shut out Louisiana-Monroe in the season opener, 34-0, for its first shutout since a 27-0 win against Arkansas State on Nov. 4, 2006. It marked the ninth shutout by Auburn during the Tommy Tuberville era, and was the first shutout in a season opener since a 31-0 victory over ULM in the 2004 opener.

Auburn's nine shutouts since the 2000 season are tied with LSU for the most in the SEC during that span. No other SEC school has more than four shutouts since 2000.

WHEN SCORING 20+ POINTS

Under Tommy Tuberville, Auburn is 68-9 when scoring 20 or more points in a game, including a 65-8 mark in the regular season. Dating back to 1995, Auburn is 89-16 when scoring 20 or more points in a game.

30+ POINTS EQUALS VICTORY

Under Tommy Tuberville, Auburn is 45-0 when scoring 30 or more points in a game. Auburn has won 50 consecutive games when scoring 30 or more points.

The last time the Tigers lost when registering at least 30 points was a 56-49, four overtime loss to Georgia in 1996.

In the last 23 years, Auburn is 119-2 when scoring 30 points.

VS. RANKED TEAMS

Auburn is 20-20 against nationally-ranked teams during the Tommy Tuberville era, including a 12-6 record since the 2004 season. The Tigers have beaten at least one nationally-ranked team during each of Tuberville's previous nine seasons on the Plains.

LONG DRIVE

Auburn opened the West Virginia game Oct. 23 with a 20-play scoring drive, moving 81 yards and taking 9:54 off the clock before settling for a 19-yard Wes Byrum field goal. It was the longest drive of the year for Auburn in terms of plays, yards and time, and in fact, the 20 plays were the most in a drive by an Auburn team since records began being kept in 1970. It also tied for the most plays in a drive by any SEC team this year, and was the second longest in terms of time.

IN THE POLLS

For the sixth consecutive year, Auburn was nationally ranked to begin the season, although the Tigers are not currently ranked.

This season marked the first time since the 1986-91 seasons that Auburn was ranked at the start of six consecutive seasons. The Tigers, then at No. 10, were also ranked in the top 10 of the AP Preseason Poll for the third time since 2003. The Tigers were the preseason No. 6 team in 2003 and ranked No. 4 in the initial 2006 poll.

TUBERVILLE IN TENTH SEASON

Tommy Tuberville is in his tenth season at Auburn in 2008 and his 14th as a head coach in the Southeastern Conference. Tuberville has the third-longest tenure in the SEC (second-longest active streak) behind Phillip Fulmer of Tennessee and Steve Spurrier of South Carolina, who will each coach his 16th season in the league this year.

Tuberville has amassed a record of 84-38 in his 10 seasons at Auburn and an overall mark of 109-58. He has led the Tigers to eight straight bowl appearances.

Tuberville is fourth all-time at Auburn in wins, and is the fourth-longest tenured coach in school history.

14 AND COUNTING

In his 14th year as a head coach, Tommy Tuberville has five assistant coaches who have been with him all 14 years. That group includes: defensive tackles coach Don Dunn, running backs/special teams coach Eddie Gran, wide receivers coach Greg Knox, offensive line coach Hugh Nall and defensive ends coach Terry Price.

TUBERVILLE'S TOP 10

In recognition of Tommy Tuberville's 10th season at Auburn, Auburn fans had the opportunity to vote for the 10 biggest wins during the Tommy Tuberville era this summer on www.auburntigers.com. More than 4,500 votes were cast, and the results were as follows:

No. 10	Auburn 17, Alabama 10	11/24/07
No. 9	Auburn 34, Tennessee 10	10/2/04
No. 8	Auburn 7, LSU 3	9/16/06
No. 7	Auburn 28, Alabama 18	11/19/05
No. 6	Auburn 17, Alabama 7	11/23/02
No. 5	Auburn 31, Georgia 30	11/12/05
No. 4	Auburn 27, Florida 17	10/14/06
No. 3	Auburn 20, Florida 17	9/29/07
No. 2	Auburn 10, LSU 9	9/18/04
No. 1	Auburn 23, Florida 20	10/13/01

2008 Auburn Football Game Notes

ANOTHER HALL OF FAME FOR TUBS

Auburn head coach Tommy Tuberville, who was inducted into the Arkansas Sports Hall of Fame in February, was announced in October as part of the Southern Arkansas University Sports Hall of Fame class of 2008. Tuberville, a 1976 graduate of Southern Arkansas, played both football and golf for the Muleriders. He was honored at halftime of Southern Arkansas' Oct. 25 football game against Delta State along with six others.

THE SENIOR CLASS

Head Coach Tommy Tuberville has a senior class that includes 16 players at Auburn in 2008. The Tigers' group of 16 seniors is the fourth most during the Tuberville era. The largest group of seniors was 21 in 2006, while the 2004 group had 18 and last year's squad had 17. During Tuberville's tenure, Auburn's other senior classes have consisted of: 15 in 2005, 13 in 2003, 15 in 2002, 10 in 2001, 14 in 2000 and 14 in 1999.

The 2008 seniors include: C Jason Bosley, RB Tristan Davis, DT Tez Doolittle, WR Robert Dunn, LB Chris Evans, OL Tyronne Green, LB Courtney Harden, TE Bryan Harris, FB Ryan Hastie, LB Merrill Johnson, RB Brad Lester, WR Charles Olatunji, DS Robert Shiver, WR Rodgeriquis Smith, WR James Swinton and DB Jonathan Vickers.

IRON MEN

Of Auburn's 16 seniors, eight have seen time in more than 30 games during their careers, including four that have played in at least 40. Courtney Harden leads the group, having played in 43 of a possible 47 games over the past four seasons, and is followed closely by Merrill Johnson (42), Rodgeriquis Smith (42), Robert Dunn (40), Tyronne Green (39), Brad Lester (38), Chris Evans (38) and Robert Shiver (35). Green, Smith and Shiver are the only three members of the senior class to have played in all 35 games over the past three seasons.

SECOND SENIOR SEASON

The 2008 season marks the third straight year that Auburn has had a player on the squad repeating his senior season due to an injury. Tez Doolittle is back for his second stint as a senior after missing last year with an Achilles injury. In 2007, Cole Bennett repeated his senior season after breaking his ankle during the third game of the 2006 season. David Irons was granted a sixth year of eligibility prior to the 2006 season due to a season-ending knee injury he suffered in the 2004 preseason.

STARTS STREAKS

Junior Sen'Derrick Marks currently own the longest starting streak on the squad, having started all 35 games over the past three seasons. No other player has a starting streak that dates back to the 2006 season. Rodgeriquis Smith had started 28 straight games until the Sept. 13 contest at Mississippi State.

Three other players have started all 22 games dating back to the start of the 2007 season, and all three are members of the offensive line. Seniors Jason Bosley and Tyronne Green and sophomore Lee Ziemba have all started every game since last season.

POSITION CHANGES

A number of players have changed positions since last season.

Junior Sen'Derrick Marks moved back to defensive tackle, where he started all 13 games as a freshman before starting every game as a defensive end last year.

Sophomore Mario Fannin, who played running back last season, has split out as a wide receiver in Auburn's new spread offense this year.

Sophomore tackles Lee Ziemba moved from right tackle to left tackles, switching spots with Ryan Pugh, who in turn has changed places with Jason Bosley the last two games, moving to center while Bosley plays right tackle.

Junior Gabe McKenzie, who had played tight end during each of his first three seasons at Auburn, switched to defensive end Aug. 19 during preseason camp, and A.J. Greene moved from defensive end to the offensive line Sept. 10.

TIGER GRADS

Auburn began the season with eight graduates on the roster.

The Tiger graduates include: OL Jason Bosley (finance), RB Tristan Davis (criminology), DL Tez Doolittle (criminology), OL Tyronne Green (criminology), LB Courtney Harden (criminology), LB Merrill Johnson (criminology), WR Rodgeriquis Smith (business administration) and WR James Swinton (public administration).

Listed are the top 10 programs in terms of number of players who have completed their bachelor's degrees prior to the start of the 2008 season.

1. Miami (Fla.).....13
2. Boston College10
Virginia Tech10
4. Maryland9
5. **Auburn**8
Clemson8
Pittsburgh.....8
8. Arizona State7
Memphis.....7
Ohio State.....7
Penn State.....7

AUBURN IN 2008 BY THE NUMBERS

CATEGORY	2008
Record.....	4-5
SEC	2-4
West	1-3
East.....	1-1
Non-Conference	2-1
Home	3-2
Away	1-3
Neutral	0-0
Day	2-3
Night (6 p.m. or later)	2-2
TV Games	3-4
CBS.....	1-0
ESPN	0-3
ESPN2	1-0
Raycom	1-1
Scoring First.....	4-2
Opponent Scoring First	0-3
Leading at Half	4-4
Trailing at Half	0-1
Tied at Half	0-0
Leading after Third.....	4-1
Trailing after Third	0-4
Tied after Third.....	0-0
Overtime Games	0-0
Scoring less than 20 pts.....	2-3
Scoring 20+ points	2-2
Scoring 30+ points	1-0
Allowing less than 20 pts.	4-2
Allowing 20+ points	0-2
Allowing 30+ points	0-0
Rushing for less than 100 yds.....	1-3
Rushing for over 100 yds.	3-2
Rushing for 200+ yds.....	1-0
Passing for 200+ yds.	1-2
Passing for 300+ yds.	0-1
Totalling less than 300 yds.....	1-3
300+ yds. of total offense	3-2
400+ yds. of total offense	1-0
Allowing less than 100 yds. rushing.....	3-0
Allowing less than 300 yds. total off.	3-1
Allowing 300+ yds. total offense	1-4
Having 100-yd. rusher	1-1
Opp. have 100-yd. rusher.....	0-4
No turnovers	0-0
Less than 3 turnovers	2-3
3 or more turnovers	2-2
No takeaways	0-1
3 or more takeaways	1-1
More than 30:00 of possession	3-1
Less than 30:00 of possession	1-4

2008 Auburn Football Game Notes

AUBURN BY THE NUMBERS

The Tigers return 46 lettermen from last season, including 22 on offense, 20 on defense and four specialists. Auburn returns eight starters on offense and seven on defense.

Auburn's roster of 113 players includes 16 seniors, 18 juniors, 35 sophomores, 15 redshirt freshmen and 29 freshmen. The underclassmen (79) represent 69.9 percent of the Tigers' roster.

A number of walk-ons joined the program after the first day of classes on August 18.

TIGER PROS

Auburn has demonstrated a proficiency for placing players in the National Football League. Auburn had 27 players listed on opening day NFL rosters, which was tied for 12th most of any college in the nation. The Seattle Seahawks have the most former Tigers, with five former Auburn players on the roster, while the Washington Redskins have four.

TIGERS TOUGH ON TOP TEN

Auburn has won nine of its last 13 games against teams ranked in the *Associated Press* top 10. The Tigers have won five of their last eight against top-ten teams and six of their last seven at home.

Last year, Auburn won at No. 4 Florida, 20-17, and in 2006, the Tigers beat No. 3 LSU (7-3) and No. 2 Florida (27-17). In 2005, Auburn posted victories at No. 9 Georgia (31-30) and against No. 8 Alabama (28-18). In 2004, Auburn defeated No. 5 LSU (10-9), No. 10 Tennessee (34-10), No. 8 Georgia (24-6) and No. 9 Virginia Tech (16-13) in the NOKIA Sugar Bowl.

Three of the four losses against top-10 teams since the 2004 season have come in close calls against LSU - in overtime in 2005 by a 20-17 score, by a 30-24 score in 2007 when LSU scored on a 22-yard pass play with just one second left, and 26-21 this year when LSU scored a TD with 1:03 remaining.

During the Tommy Tuberville era, Auburn is 15-13 in games played against top 10 teams, and is 15-8 dating back to a 23-20 upset of No. 1-ranked Florida Oct. 13, 2001.

Dating back to the 2002 season, Auburn has played 22 games against top 10 teams.

ROAD WARRIORS

Over the past five seasons, Auburn has the nation's seventh-best record in games played away from home (road or neutral site games). The Tigers are 18-7 (.720) since the start of the 2004 season outside of Jordan-Hare Stadium. Auburn is 15-5 against SEC teams outside of Auburn since the 2004 season.

WINNING IN WHITE

Auburn has won 16 of its last 20 games when wearing all white uniforms, including this season's road opener at Mississippi State. The Tigers had not lost when wearing white jerseys during the entire 2004-07 seasons, until Georgia broke the 15-game winning streak in white in Athens last November. The Tigers went 5-0 in all white uniforms in 2004, 3-0 in 2005, 4-0 in 2006 and 3-1 in 2007. The streak includes the 2004 SEC Championship game against Tennessee, a 2007 AT&T Cotton Bowl Classic victory over Nebraska and last year's home victory over Vanderbilt when the team wore all white to honor the 1957 national championship team. Auburn also has road wins at Alabama (twice), Ole Miss (twice), Arkansas (twice), Mississippi State (twice), Florida, Georgia, Tennessee, South Carolina and Kentucky during that span.

UNDER THE LIGHTS AT JORDAN-HARE

Auburn has been tough to beat in night games at Jordan-Hare Stadium, including a season-opening victory over Louisiana-Monroe this year. The Tigers have accumulated a record of 15-3 since the 2000 season in home games starting at 6 p.m. or later. That stretch includes a 4-1 record against ranked opponents, with wins over No. 1 Florida in 2001, No. 2 Florida in 2006, No. 7 Tennessee in 2003 and No. 14 Georgia in 2000.

OVER TWENTY MILLION SERVED

Auburn surpassed the 20 million mark in all-time total attendance at Jordan-Hare Stadium during the game against Louisiana-Monroe. The Tigers, now in their 69th season at Jordan-Hare Stadium, have drawn 20,421,799 fans. It took 51 seasons for Auburn to draw its first 10 million fans, but took just 18 more to draw the second 10 million. The Tigers surpassed 10 million fans during the fourth home game of the 1990 season - a 56-6 victory over Vanderbilt on Oct. 13.

TIGERS ON CSS

Comcast/Charter Sports Southeast (CSS) will broadcast encore presentations of Auburn football, every Sunday at 6 p.m. ET/5 p.m. CT with Andy Burcham handling play-by-play duties and Cole Cubelic doing color commentary. CSS will also air the Auburn Football Review every Tuesday at 5 p.m. ET/4 p.m. CT and the Auburn Football Preview every Friday at 4:30 p.m. ET/3:30 p.m. CT.

CSS is a 24-hour regional sports network serving approximately 5.8 million households across 12 Southeastern states.

DID YOU KNOW?

Linebacker Courtney Harden and defensive tackle Jermarcus Ricks are brothers ... Brad Lester was a high school teammates of the Atlanta Braves' Jeff Francoeur ... Walter McFadden's older brother Bryant plays for the Pittsburgh Steelers ... Clinton Durst was recommended to the Auburn staff by former Auburn and PGA golfer Buddy Gardner ... Neiko Thorpe's last name was Lipscomb until he had it legally changed to his father's last name this summer.

2008 Auburn Football Game Notes

AUBURN HOMECOMING RESULTS

(Auburn record: 68-8-5)

YEAR	OPPONENT	SCORE	RESULT	YEAR	OPPONENT	SCORE	RESULT	YEAR	OPPONENT	SCORE	RESULT
10/4/24	Clemson	13-0	W	11/8/52	Mississippi State	34-49	L	11/8/80	Southern Miss	31-0	W
10/10/25	VPI	19-0	W	10/31/53	Florida	16-7	W	11/7/81	North Texas State	20-0	W
10/2/26	Clemson	47-0	W	11/20/54	Clemson	27-6	W	11/6/82	Rutgers	30-7	W
10/8/27	Florida	6-33	L	11/5/55	Mississippi State	27-26	W	11/5/83	Maryland	35-23	W
10/6/28	Clemson	0-6	L	11/10/56	Mississippi State	27-20	W	11/10/84	Cincinnati	60-0	W
10/11/29	Florida	0-19	L	11/2/57	Florida	13-0	W	11/9/85	East Carolina	35-10	W
1930	NO GAME			11/8/58	Mississippi State	33-14	W	11/8/86	Cincinnati	52-7	W
10/31/31	Spring Hill	27-7	W	10/31/59	Florida	6-0	W	10/24/87	Mississippi State	38-7	W
11/1/32	Erskine	77-0	W	11/5/60	Mississippi State	27-12	W	11/5/88	Southern Miss	38-8	W
11/11/33	Oglethorpe	27-6	W	10/28/61	Clemson	24-14	W	10/28/89	Mississippi State	14-0	W
9/29/34	Oglethorpe	15-0	W	11/10/62	Mississippi State	9-3	W	11/10/90	Southern Miss	12-13	L
11/16/35	Oglethorpe	51-0	W	11/2/63	Florida	19-0	W	10/26/91	Mississippi State	17-24	L
11/21/36	Loyola	44-0	W	11/7/64	Mississippi State	12-3	W	10/24/92	SW Louisiana	25-24	W
11/20/37	Georgia	0-0	T	10/30/65	Florida	28-17	W	11/6/93	New Mexico State	55-14	W
1938	NO GAME			10/22/66	TCU	7-6	W	11/5/94	East Carolina	38-21	W
11/30/39	Florida	7-7	T	11/11/67	Mississippi State	36-0	W	11/4/95	Northeast La.	38-14	W
11/9/40	Clemson	21-7	W	10/26/68	Miami	31-6	W	11/9/96	Northeast La.	28-24	W
11/29/41	Clemson	28-7	W	11/8/69	Mississippi State	52-13	W	10/11/97	Louisiana Tech	49-13	W
11/28/42	Clemson	41-13	W	10/24/70	LSU	9-17	L	11/7/98	Central Florida	10-6	W
1943	NO TEAM			10/23/71	Clemson	35-13	W	11/6/99	Central Florida	28-10	W
11/4/44	Presbyterian	57-0	W	10/28/72	Florida State	27-14	W	10/21/00	Louisiana Tech	38-28	W
11/3/45	Florida	19-0	W	10/27/73	Houston	7-7	T	10/20/01	Louisiana Tech	48-41 [OT]	W
10/5/46	Furman	46-6	W	10/26/74	Florida State	38-6	W	11/9/02	Louisiana-Monroe	52-14	W
10/4/47	Louisiana Tech	14-0	W	11/8/75	Mississippi State	21-21	T	11/1/03	Louisiana-Monroe	73-7	W
10/2/48	Louisiana Tech	13-13	T	10/23/76	Florida State	31-19	W	10/9/04	Louisiana Tech	52-7	W
11/5/49	Mississippi State	25-6	W	11/5/77	Mississippi State	27-13	W	9/24/05	Western Kentucky	37-14	W
11/25/50	Clemson	0-41	L	10/28/78	Wake Forest	21-7	W	10/21/06	Tulane	38-13	W
10/13/51	Florida	14-13	W	11/10/79	Mississippi State	14-3	W	11/3/07	Tennessee Tech	35-3	W

2008 Auburn Honors and Awards

TRAY BLACKMON

- ▶ *Lindy's* Preseason First-Team All-SEC
- ▶ Preseason Second-Team All-SEC
- ▶ Preseason Coaches Second-Team All-SEC
- ▶ Phil Steele's Preseason Third-Team All-SEC

JASON BOSLEY

- ▶ SEC Offensive Lineman of the Week (Sept. 8)
- ▶ Rimington Trophy Watch List

WES BYRUM

- ▶ *Sporting News* Preseason First-Team All-SEC
- ▶ *Athlon* Preseason First-Team All-SEC
- ▶ Preseason Second-Team All-SEC

ANTONIO COLEMAN

- ▶ Phil Steele's Mid-Season First-Team All-SEC
- ▶ SEC Defensive Lineman of the Week (Sept. 29)
- ▶ Bronko Nagurski Trophy Watch List
- ▶ *Sporting News* Preseason First-Team All-SEC
- ▶ Preseason Second-Team All-SEC
- ▶ *Athlon* Preseason Second-Team All-SEC
- ▶ Phil Steele's Preseason Second-Team All-SEC
- ▶ Preseason Coaches Third-Team All-SEC

TRISTAN DAVIS

- ▶ Phil Steele's Preseason Fourth-Team All-SEC

CLINTON DURST

- ▶ Phil Steele's Mid-Season First-Team All-SEC

TYRONNE GREEN

- ▶ Phil Steele's Mid-Season Third-Team All-SEC
- ▶ Lombardi Award Watch List
- ▶ *Lindy's* Preseason Second-Team All-American
- ▶ Preseason Second-Team All-SEC
- ▶ Preseason Coaches Second-Team All-SEC
- ▶ *Lindy's* Preseason Second-Team All-SEC
- ▶ *Athlon* Preseason Second-Team All-SEC

BRAD LESTER

- ▶ Doak Walker Award Watch List

SEN'DERRICK MARKS

- ▶ Phil Steele's Mid-Season First-Team All-SEC
- ▶ Walter Camp Award Watch List
- ▶ Outland Trophy Watch List
- ▶ Lombardi Award Watch List
- ▶ Bronko Nagurski Trophy Watch List
- ▶ *Sports Illustrated* Preseason All-American
- ▶ Playboy Preseason All-American
- ▶ *Lindy's* Preseason First-Team All-American
- ▶ *Sporting News* Preseason Third-Team All-American
- ▶ Preseason First-Team All-SEC
- ▶ Preseason Coaches First-Team All-SEC
- ▶ *Sporting News* Preseason First-Team All-SEC
- ▶ *Lindy's* Preseason First-Team All-SEC
- ▶ *Blue Ribbon* Preseason First-Team All-SEC
- ▶ *Athlon* Preseason Third-Team All-SEC
- ▶ Phil Steele's Preseason Third-Team All-SEC

JERRAUD POWERS

- ▶ Preseason Second-Team All-SEC
- ▶ Preseason Coaches Second-Team All-SEC
- ▶ *Lindy's* Preseason Second-Team All-SEC
- ▶ *Athlon* Preseason Third-Team All-SEC

CHAZ RAMSEY

- ▶ Phil Steele's Preseason Fourth-Team All-SEC

AAIRON SAVAGE

- ▶ Phil Steele's Preseason Third-Team All-SEC

RYAN SHOEMAKER

- ▶ Ray Guy Award Watch List
- ▶ Preseason First-Team All-SEC
- ▶ Preseason Coaches First-Team All-SEC
- ▶ *Sporting News* Preseason First-Team All-SEC
- ▶ Phil Steele's Preseason First-Team All-SEC
- ▶ *Lindy's* Preseason Second-Team All-SEC
- ▶ *Athlon* Preseason Second-Team All-SEC

RODGERIQUUS SMITH

- ▶ Phil Steele's Preseason Fourth-Team All-SEC

BEN TATE

- ▶ Phil Steele's Mid-Season Third-Team All-SEC
- ▶ Doak Walker Award Watch List
- ▶ Preseason Second-Team All-SEC
- ▶ Preseason Coaches Second-Team All-SEC
- ▶ *Athlon* Preseason Second-Team All-SEC
- ▶ Phil Steele's Preseason Third-Team All-SEC

LEE ZIEMBA

- ▶ Phil Steele's Mid-Season Second-Team All-SEC
- ▶ Preseason Second-Team All-SEC
- ▶ Preseason Coaches Second-Team All-SEC
- ▶ Phil Steele's Preseason Second-Team All-SEC

COACHES' AWARDS

LOUISIANA-MONROE

- OffenseTommy Trott
- DefenseMichael Goggans
- Special TeamsSpencer Pybus
- Scout OffenseAndrew Parmer
- Scout DefenseCameron Henderson

SOUTHERN MISS

- Offense.....Jason Bosley
- DefenseJerraud Powers
- Special TeamsRobert Dunn
- Scout Offense.....Anthony Jemison
- Scout DefenseJacob Shirey

MISSISSIPPI STATE

- OffenseMontez Billings
- DefenseTray Blackmon
- Special Teams.....Jerraud Powers
- Scout OffenseMichael Gibson
- Scout DefenseWade Christopher

TENNESSEE

- OffenseBen Tate
- DefenseJosh Bynes
- Special TeamsSpencer Pybus
- Scout OffenseBarrett Trotter
- Scout DefenseJeremy Flowers

Auburn's 2008 Opponents/Polls

<p>LOUISIANA-MONROE (3-5, 2-4 Sun Belt)</p> <p>Aug. 30 at #10/11 Auburn L, 0-34 Sept. 6 at Arkansas L, 27-28 Sept. 13 ALABAMA A&M W, 37-15 Sept. 20 at Tulane L, 10-24 Oct. 4 LOUISIANA-LAFAYETTE L, 35-44 Oct. 11 at Arkansas State L, 27-39 Oct. 18 NORTH TEXAS W, 35-23 Oct. 25 FLORIDA ATLANTIC L, 28-29 Nov. 1 TROY W, 31-30 Nov. 8 at Middle Tennessee 2:30 p.m. Nov. 15 at Ole Miss TBA Nov. 22 at Florida International 6 p.m.</p> <p>SOUTHERN MISS (3-6, 1-4 C-USA)</p> <p>Aug. 30 LOUISIANA-LAFAYETTE W, 51-21 Sept. 6 at #9/10 Auburn [Raycom] L, 13-27 Sept. 13 at Arkansas State W, 27-24 Sept. 20 MARSHALL [CSS] L, 27-34 Oct. 4 UTEP L, 37-40 (OT) Oct. 11 #15/16/15 BOISE STATE [CBCS] L, 7-24 Oct. 18 at Rice L, 40-45 Oct. 25 at Memphis [CBCS] L, 30-36 Nov. 1 UAB [CSS] W, 70-14 Nov. 8 at UCF 2:30 p.m. Nov. 15 EAST CAROLINA 2 p.m. Nov. 29 at SMU 2 p.m.</p> <p>MISSISSIPPI STATE (3-6, 1-4 SEC)</p> <p>Aug. 30 at Louisiana Tech [ESPN2] L, 14-22 Sept. 6 SOUTHEASTERN LOUISIANA W, 34-10 Sept. 13 #9/9 AUBURN [ESPN2] L, 2-3 Sept. 20 at Georgia Tech [Raycom] L, 7-38 Sept. 27 at #5/6 LSU [ESPN2] L, 24-34 Oct. 11 #13/14/14 VANDERBILT W, 17-14 Oct. 18 at Tennessee L, 3-34 Oct. 25 MIDDLE TENNESSEE [ESPNU] W, 31-22 Nov. 1 KENTUCKY L, 13-14 Nov. 15 at Alabama TBA Nov. 22 ARKANSAS TBA Nov. 28 at Ole Miss [Raycom] 11:30 a.m.</p> <p>LSU (6-2, 3-2 SEC)</p> <p>Aug. 30 APPALACHIAN STATE [ESPN] W, 41-13 Sept. 13 NORTH TEXAS W, 41-3 Sept. 20 at #10/9 Auburn [ESPN] W, 26-21 Sept. 27 MISSISSIPPI STATE [ESPN2] W, 34-24 Oct. 11 at #11/12/11 Florida [CBS] L, 21-51 Oct. 18 at South Carolina W, 24-17 Oct. 25 #9/9/9 GEORGIA [CBS] L, 38-52 Nov. 1 TULANE W, 35-10 Nov. 8 #1/1/1 ALABAMA [CBS] 2:30 p.m. Nov. 15 TROY 7 p.m. Nov. 22 OLE MISS TBA Nov. 28 at Arkansas [CBS] 1:30 p.m.</p>	<p>TENNESSEE (3-6, 1-5 SEC)</p> <p>Sept. 1 at UCLA [ESPN] L, 24-27 (OT) Sept. 13 UAB [Raycom] W, 35-3 Sept. 20 #4/4 FLORIDA [CBS] L, 6-30 Sept. 27 at #15/16 Auburn [CBS] L, 12-14 Oct. 4 NORTHERN ILLINOIS W, 13-9 Oct. 11 at #10/10 Georgia [CBS] L, 14-26 Oct. 18 MISSISSIPPI STATE W, 34-3 Oct. 25 #2/2/2 ALABAMA [ESPN] L, 9-29 Nov. 1 at South Carolina [ESPN] L, 6-27 Nov. 8 WYOMING 1 p.m. Nov. 22 at Vanderbilt TBA Nov. 29 KENTUCKY TBA</p> <p>VANDERBILT (5-3, 3-2 SEC)</p> <p>Aug. 30 at Miami (Ohio) W, 34-13 Sept. 6 #24/24 S. CAROLINA [ESPN] W, 24-17 Sept. 13 RICE W, 38-21 Sept. 20 at Ole Miss W, 23-17 Oct. 4 #13/14/13 AUBURN [ESPN] W, 14-13 Oct. 11 at Mississippi State L, 14-17 Oct. 18 at #10/9/9 Georgia L, 14-24 Oct. 25 DUKE L, 7-10 Nov. 8 #4/5/4 FLORIDA 7 p.m. Nov. 15 at Kentucky TBA Nov. 22 TENNESSEE TBA Nov. 29 at Wake Forest TBA</p> <p>ARKANSAS (4-5, 1-4 SEC)</p> <p>Aug. 30 WESTERN ILLINOIS W, 28-24 Sept. 6 LOUISIANA-MONROE W, 28-27 Sept. 20 #9/13 ALABAMA [Raycom] L, 14-49 Sept. 27 at #7/7 Texas [ABC] L, 10-52 Oct. 4 #12/13/11 FLORIDA [Raycom] L, 7-38 Oct. 11 at #20/23/20 Auburn W, 25-22 Oct. 18 at Kentucky [ESPNU] L, 20-21 Oct. 25 OLE MISS L, 21-23 Nov. 1 TULSA W, 30-23 Nov. 8 at South Carolina 12 p.m. Nov. 22 at Mississippi State TBA Nov. 28 LSU [CBS] 1:30 p.m.</p> <p>WEST VIRGINIA (6-2, 3-0 Big East)</p> <p>Aug. 30 VILLANOVA W, 48-21 Sept. 6 at East Carolina [ESPN] L, 3-24 Sept. 18 at Colorado [ESPN] L, 14-17 (OT) Sept. 27 MARSHALL W, 27-3 Oct. 4 RUTGERS W, 24-17 Oct. 11 SYRACUSE W, 17-6 Oct. 23 AUBURN [ESPN] W, 34-17 Nov. 1 at Connecticut W, 35-13 Nov. 8 CINCINNATI TBA Nov. 22 at Louisville TBA Nov. 28 at Pitt [ABC] 12 p.m. Dec. 6 SOUTH FLORIDA [ESPN/ESPN2] TBA</p>	<p>OLE MISS (5-4, 3-3 SEC)</p> <p>Aug. 30 MEMPHIS W, 41-24 Sept. 6 at #20/20 Wake Forest [ABC/ESPN2] L, 28-30 Sept. 13 SAMFORD W, 34-10 Sept. 20 VANDERBILT L, 17-23 Sept. 27 at #4/4 Florida [Raycom] W, 31-30 Oct. 4 SOUTH CAROLINA L, 24-31 Oct. 18 at #2/2/2 Alabama [CBS] L, 20-24 Oct. 25 at Arkansas W, 23-21 Nov. 1 AUBURN [Raycom] W, 17-7 Nov. 15 LOUISIANA-MONROE 1 p.m. Nov. 22 at LSU TBA Nov. 28 MISSISSIPPI STATE [Raycom] 11:30 a.m.</p> <p>TENNESSEE-MARTIN (7-2, 5-1 OVC)</p> <p>Aug. 30 at #19/21 South Florida L, 7-56 Sept. 6 BAKER W, 56-0 Sept. 11 CONCORDIA W, 87-21 Sept. 20 at Austin Peay W, 31-17 Sept. 27 at Murray State W, 63-38 Oct. 4 TENNESSEE STATE L, 27-30 (OT) Oct. 9 EASTERN ILLINOIS W, 29-26 Oct. 16 at Tennessee Tech W, 35-7 Oct. 23 JACKSONVILLE STATE W, 31-30 Nov. 8 at Auburn 1:30 p.m. Nov. 15 at Southeast Missouri 1 p.m. Nov. 22 EASTERN KENTUCKY 12 p.m.</p> <p>GEORGIA (7-2, 4-2 SEC)</p> <p>Aug. 30 GEORGIA SOUTHERN W, 45-21 Sept. 6 CENTRAL MICHIGAN [FSN] W, 56-17 Sept. 13 at South Carolina W, 14-7 Sept. 20 at Arizona State [ABC] W, 27-10 Sept. 27 #8/10 ALABAMA [ESPN] L, 31-40 Oct. 11 TENNESSEE [CBS] W, 26-14 Oct. 18 #22/23/22 VANDERBILT W, 24-14 Oct. 25 at #11/11/11 LSU [CBS] W, 52-38 Nov. 1 vs. #5/7/6 Florida [CBS] L, 10-49 Nov. 8 at Kentucky 11:30 a.m. Nov. 15 at Auburn TBA Nov. 29 GEORGIA TECH TBA</p> <p>ALABAMA (9-0, 5-0 SEC)</p> <p>Aug. 30 vs. #9/9 Clemson [ABC] W, 34-10 Sept. 6 TULANE W, 20-6 Sept. 13 WESTERN KENTUCKY W, 41-7 Sept. 20 at Arkansas [Raycom] W, 49-14 Sept. 27 at #3/3 Georgia [ESPN] W, 41-30 Oct. 4 KENTUCKY [CBS] W, 17-14 Oct. 18 OLE MISS [CBS] W, 24-20 Oct. 25 at Tennessee [ESPN] W, 29-9 Nov. 1 ARKANSAS STATE W, 35-0 Nov. 8 at #15/15/15 LSU [CBS] 2:30 p.m. Nov. 15 MISSISSIPPI STATE TBA Nov. 29 AUBURN TBA</p>
---	--	---

<p>ASSOCIATED PRESS TOP 25 POLL</p> <table border="1" style="width: 100%; border-collapse: collapse;"> <thead> <tr> <th>Rk</th> <th>School (1st)</th> <th>Record</th> <th>Pts.</th> <th>Prv.</th> </tr> </thead> <tbody> <tr><td>1.</td><td>Alabama (46)</td><td>9-0</td><td>1,600</td><td>2</td></tr> <tr><td>2.</td><td>Texas Tech (12)</td><td>9-0</td><td>1,528</td><td>6</td></tr> <tr><td>3.</td><td>Penn State (6)</td><td>9-0</td><td>1,525</td><td>3</td></tr> <tr><td>4.</td><td>Florida (1)</td><td>7-1</td><td>1,398</td><td>5</td></tr> <tr><td>5.</td><td>Texas</td><td>8-1</td><td>1,353</td><td>1</td></tr> <tr><td>6.</td><td>Oklahoma</td><td>8-1</td><td>1,324</td><td>4</td></tr> <tr><td>7.</td><td>USC</td><td>7-1</td><td>1,250</td><td>7</td></tr> <tr><td>8.</td><td>Oklahoma State</td><td>8-1</td><td>1,198</td><td>9</td></tr> <tr><td>9.</td><td>Boise State</td><td>8-0</td><td>1,030</td><td>11</td></tr> <tr><td>10.</td><td>Utah</td><td>9-0</td><td>1,028</td><td>10</td></tr> <tr><td>11.</td><td>TCU</td><td>9-1</td><td>958</td><td>12</td></tr> <tr><td>12.</td><td>Ohio State</td><td>7-2</td><td>898</td><td>13</td></tr> <tr><td>13.</td><td>Missouri</td><td>7-2</td><td>830</td><td>14</td></tr> <tr><td>14.</td><td>Georgia</td><td>7-2</td><td>808</td><td>8</td></tr> <tr><td>15.</td><td>LSU</td><td>6-2</td><td>746</td><td>15</td></tr> <tr><td>16.</td><td>Ball State</td><td>8-0</td><td>594</td><td>18</td></tr> <tr><td>17.</td><td>BYU</td><td>8-1</td><td>536</td><td>17</td></tr> <tr><td>18.</td><td>Michigan State</td><td>8-2</td><td>456</td><td>22</td></tr> <tr><td>19.</td><td>North Carolina</td><td>6-2</td><td>418</td><td>21</td></tr> <tr><td>20.</td><td>West Virginia</td><td>6-2</td><td>303</td><td>NR</td></tr> <tr><td>21.</td><td>California</td><td>6-2</td><td>288</td><td>NR</td></tr> <tr><td>22.</td><td>Georgia Tech</td><td>7-2</td><td>286</td><td>NR</td></tr> <tr><td>23.</td><td>Maryland</td><td>6-2</td><td>242</td><td>25</td></tr> <tr><td>24.</td><td>Florida State</td><td>6-2</td><td>128</td><td>16</td></tr> <tr><td>25.</td><td>Pittsburgh</td><td>6-2</td><td>96</td><td>NR</td></tr> </tbody> </table> <p>OTHERS RECEIVING VOTES Northwestern 88, Tulsa 72, Kansas 60, Minnesota 23, Oregon State 16, Cincinnati 16, South Carolina 10, Louisville 8, Air Force 6, Arizona 3, Central Michigan 1, South Florida 1.</p>	Rk	School (1st)	Record	Pts.	Prv.	1.	Alabama (46)	9-0	1,600	2	2.	Texas Tech (12)	9-0	1,528	6	3.	Penn State (6)	9-0	1,525	3	4.	Florida (1)	7-1	1,398	5	5.	Texas	8-1	1,353	1	6.	Oklahoma	8-1	1,324	4	7.	USC	7-1	1,250	7	8.	Oklahoma State	8-1	1,198	9	9.	Boise State	8-0	1,030	11	10.	Utah	9-0	1,028	10	11.	TCU	9-1	958	12	12.	Ohio State	7-2	898	13	13.	Missouri	7-2	830	14	14.	Georgia	7-2	808	8	15.	LSU	6-2	746	15	16.	Ball State	8-0	594	18	17.	BYU	8-1	536	17	18.	Michigan State	8-2	456	22	19.	North Carolina	6-2	418	21	20.	West Virginia	6-2	303	NR	21.	California	6-2	288	NR	22.	Georgia Tech	7-2	286	NR	23.	Maryland	6-2	242	25	24.	Florida State	6-2	128	16	25.	Pittsburgh	6-2	96	NR	<p>USA TODAY COACHES TOP 25 POLL</p> <table border="1" style="width: 100%; border-collapse: collapse;"> <thead> <tr> <th>Rk</th> <th>School (1st)</th> <th>Record</th> <th>Pts.</th> <th>Prv.</th> </tr> </thead> <tbody> <tr><td>1.</td><td>Alabama (40)</td><td>9-0</td><td>1,498</td><td>2</td></tr> <tr><td>2.</td><td>Penn State (14)</td><td>9-0</td><td>1,437</td><td>3</td></tr> <tr><td>3.</td><td>Texas Tech (6)</td><td>9-0</td><td>1,409</td><td>5</td></tr> <tr><td>4.</td><td>Oklahoma (1)</td><td>8-1</td><td>1,290</td><td>4</td></tr> <tr><td>5.</td><td>Florida</td><td>7-1</td><td>1,268</td><td>7</td></tr> <tr><td>6.</td><td>USC</td><td>7-1</td><td>1,232</td><td>6</td></tr> <tr><td>7.</td><td>Texas</td><td>8-1</td><td>1,227</td><td>1</td></tr> <tr><td>8.</td><td>Oklahoma State</td><td>8-1</td><td>1,066</td><td>10</td></tr> <tr><td>9.</td><td>Utah</td><td>9-0</td><td>1,018</td><td>9</td></tr> <tr><td>10.</td><td>Boise State</td><td>8-0</td><td>958</td><td>11</td></tr> <tr><td>11.</td><td>TCU</td><td>9-1</td><td>862</td><td>12</td></tr> <tr><td>12.</td><td>Ohio State</td><td>7-2</td><td>843</td><td>13</td></tr> <tr><td>13.</td><td>Missouri</td><td>7-2</td><td>794</td><td>14</td></tr> <tr><td>14.</td><td>Georgia</td><td>7-2</td><td>693</td><td>8</td></tr> <tr><td>15.</td><td>LSU</td><td>6-2</td><td>683</td><td>15</td></tr> <tr><td>16.</td><td>BYU</td><td>8-1</td><td>591</td><td>17</td></tr> <tr><td>17.</td><td>Michigan State</td><td>8-2</td><td>516</td><td>21</td></tr> <tr><td>18.</td><td>Ball State</td><td>8-0</td><td>503</td><td>19</td></tr> <tr><td>19.</td><td>North Carolina</td><td>6-2</td><td>359</td><td>22</td></tr> <tr><td>20.</td><td>Georgia Tech</td><td>7-2</td><td>289</td><td>NR</td></tr> <tr><td>21.</td><td>Maryland</td><td>6-2</td><td>243</td><td>25</td></tr> <tr><td>22.</td><td>California</td><td>6-2</td><td>192</td><td>NR</td></tr> <tr><td>23.</td><td>West Virginia</td><td>6-2</td><td>172</td><td>NR</td></tr> <tr><td>24.</td><td>Florida State</td><td>6-2</td><td>150</td><td>16</td></tr> <tr><td>25.</td><td>Northwestern</td><td>7-2</td><td>120</td><td>NR</td></tr> </tbody> </table> <p>OTHERS RECEIVING VOTES Kansas 101, Tulsa 99, Pitt 91, Minnesota 52, South Carolina 18, UConn 9, Oregon State 9, Cincinnati 8, Illinois 8, Arizona 5, Miami 4, Oregon 3, South Florida 3, Kentucky 2.</p>	Rk	School (1st)	Record	Pts.	Prv.	1.	Alabama (40)	9-0	1,498	2	2.	Penn State (14)	9-0	1,437	3	3.	Texas Tech (6)	9-0	1,409	5	4.	Oklahoma (1)	8-1	1,290	4	5.	Florida	7-1	1,268	7	6.	USC	7-1	1,232	6	7.	Texas	8-1	1,227	1	8.	Oklahoma State	8-1	1,066	10	9.	Utah	9-0	1,018	9	10.	Boise State	8-0	958	11	11.	TCU	9-1	862	12	12.	Ohio State	7-2	843	13	13.	Missouri	7-2	794	14	14.	Georgia	7-2	693	8	15.	LSU	6-2	683	15	16.	BYU	8-1	591	17	17.	Michigan State	8-2	516	21	18.	Ball State	8-0	503	19	19.	North Carolina	6-2	359	22	20.	Georgia Tech	7-2	289	NR	21.	Maryland	6-2	243	25	22.	California	6-2	192	NR	23.	West Virginia	6-2	172	NR	24.	Florida State	6-2	150	16	25.	Northwestern	7-2	120	NR	<p>HARRIS INTERACTIVE POLL</p> <table border="1" style="width: 100%; border-collapse: collapse;"> <thead> <tr> <th>Rk</th> <th>School (1st)</th> <th>Record</th> <th>Pts.</th> <th>Prv.</th> </tr> </thead> <tbody> <tr><td>1.</td><td>Alabama (79)</td><td>9-0</td><td>2,798</td><td>2</td></tr> <tr><td>2.</td><td>Penn State (17)</td><td>9-0</td><td>2,689</td><td>3</td></tr> <tr><td>3.</td><td>Texas Tech (16)</td><td>9-0</td><td>2,644</td><td>5</td></tr> <tr><td>4.</td><td>Florida (1)</td><td>7-1</td><td>2,391</td><td>6</td></tr> <tr><td>5.</td><td>Oklahoma</td><td>8-1</td><td>2,366</td><td>4</td></tr> <tr><td>6.</td><td>Texas (1)</td><td>8-1</td><td>2,322</td><td>1</td></tr> <tr><td>7.</td><td>USC</td><td>7-1</td><td>2,273</td><td>7</td></tr> <tr><td>8.</td><td>Oklahoma State</td><td>8-1</td><td>2,021</td><td>9</td></tr> <tr><td>9.</td><td>Utah</td><td>9-0</td><td>1,864</td><td>10</td></tr> <tr><td>10.</td><td>Boise State</td><td>8-0</td><td>1,797</td><td>11</td></tr> <tr><td>11.</td><td>Ohio State</td><td>7-2</td><td>1,576</td><td>12</td></tr> <tr><td>12.</td><td>TCU</td><td>9-1</td><td>1,560</td><td>13</td></tr> <tr><td>13.</td><td>Missouri</td><td>7-2</td><td>1,416</td><td>14</td></tr> <tr><td>14.</td><td>Georgia</td><td>7-2</td><td>1,380</td><td>8</td></tr> <tr><td>15.</td><td>LSU</td><td>6-2</td><td>1,241</td><td>16</td></tr> <tr><td>16.</td><td>BYU</td><td>8-1</td><td>1,179</td><td>15</td></tr> <tr><td>17.</td><td>Ball State</td><td>8-0</td><td>1,053</td><td>17</td></tr> <tr><td>18.</td><td>Michigan State</td><td>8-2</td><td>857</td><td>21</td></tr> <tr><td>19.</td><td>North Carolina</td><td>6-2</td><td>670</td><td>22</td></tr> <tr><td>20.</td><td>Georgia Tech</td><td>7-2</td><td>561</td><td>25</td></tr> <tr><td>21.</td><td>California</td><td>6-2</td><td>432</td><td>25</td></tr> <tr><td>22.</td><td>West Virginia</td><td>6-2</td><td>369</td><td>NR</td></tr> <tr><td>23.</td><td>Maryland</td><td>6-2</td><td>249</td><td>NR</td></tr> <tr><td>24.</td><td>Florida State</td><td>6-2</td><td>237</td><td>18</td></tr> <tr><td>25.</td><td>Tulsa</td><td>7-1</td><td>234</td><td>19</td></tr> </tbody> </table> <p>OTHERS RECEIVING VOTES Northwestern 212, Pitt 197, Kansas 185, Minnesota 119, Air Force 31, Cincinnati 27, Oregon 17, Miami (Fla.) 16, Boston College 14, South Carolina 11, South Florida 11, Arizona 9, Central Michigan 5, Oregon State 5, Virginia 4, Fresno State 3, Louisville 2, UConn 1, Navy 1, Western Michigan 1.</p>	Rk	School (1st)	Record	Pts.	Prv.	1.	Alabama (79)	9-0	2,798	2	2.	Penn State (17)	9-0	2,689	3	3.	Texas Tech (16)	9-0	2,644	5	4.	Florida (1)	7-1	2,391	6	5.	Oklahoma	8-1	2,366	4	6.	Texas (1)	8-1	2,322	1	7.	USC	7-1	2,273	7	8.	Oklahoma State	8-1	2,021	9	9.	Utah	9-0	1,864	10	10.	Boise State	8-0	1,797	11	11.	Ohio State	7-2	1,576	12	12.	TCU	9-1	1,560	13	13.	Missouri	7-2	1,416	14	14.	Georgia	7-2	1,380	8	15.	LSU	6-2	1,241	16	16.	BYU	8-1	1,179	15	17.	Ball State	8-0	1,053	17	18.	Michigan State	8-2	857	21	19.	North Carolina	6-2	670	22	20.	Georgia Tech	7-2	561	25	21.	California	6-2	432	25	22.	West Virginia	6-2	369	NR	23.	Maryland	6-2	249	NR	24.	Florida State	6-2	237	18	25.	Tulsa	7-1	234	19
Rk	School (1st)	Record	Pts.	Prv.																																																																																																																																																																																																																																																																																																																																																																																																				
1.	Alabama (46)	9-0	1,600	2																																																																																																																																																																																																																																																																																																																																																																																																				
2.	Texas Tech (12)	9-0	1,528	6																																																																																																																																																																																																																																																																																																																																																																																																				
3.	Penn State (6)	9-0	1,525	3																																																																																																																																																																																																																																																																																																																																																																																																				
4.	Florida (1)	7-1	1,398	5																																																																																																																																																																																																																																																																																																																																																																																																				
5.	Texas	8-1	1,353	1																																																																																																																																																																																																																																																																																																																																																																																																				
6.	Oklahoma	8-1	1,324	4																																																																																																																																																																																																																																																																																																																																																																																																				
7.	USC	7-1	1,250	7																																																																																																																																																																																																																																																																																																																																																																																																				
8.	Oklahoma State	8-1	1,198	9																																																																																																																																																																																																																																																																																																																																																																																																				
9.	Boise State	8-0	1,030	11																																																																																																																																																																																																																																																																																																																																																																																																				
10.	Utah	9-0	1,028	10																																																																																																																																																																																																																																																																																																																																																																																																				
11.	TCU	9-1	958	12																																																																																																																																																																																																																																																																																																																																																																																																				
12.	Ohio State	7-2	898	13																																																																																																																																																																																																																																																																																																																																																																																																				
13.	Missouri	7-2	830	14																																																																																																																																																																																																																																																																																																																																																																																																				
14.	Georgia	7-2	808	8																																																																																																																																																																																																																																																																																																																																																																																																				
15.	LSU	6-2	746	15																																																																																																																																																																																																																																																																																																																																																																																																				
16.	Ball State	8-0	594	18																																																																																																																																																																																																																																																																																																																																																																																																				
17.	BYU	8-1	536	17																																																																																																																																																																																																																																																																																																																																																																																																				
18.	Michigan State	8-2	456	22																																																																																																																																																																																																																																																																																																																																																																																																				
19.	North Carolina	6-2	418	21																																																																																																																																																																																																																																																																																																																																																																																																				
20.	West Virginia	6-2	303	NR																																																																																																																																																																																																																																																																																																																																																																																																				
21.	California	6-2	288	NR																																																																																																																																																																																																																																																																																																																																																																																																				
22.	Georgia Tech	7-2	286	NR																																																																																																																																																																																																																																																																																																																																																																																																				
23.	Maryland	6-2	242	25																																																																																																																																																																																																																																																																																																																																																																																																				
24.	Florida State	6-2	128	16																																																																																																																																																																																																																																																																																																																																																																																																				
25.	Pittsburgh	6-2	96	NR																																																																																																																																																																																																																																																																																																																																																																																																				
Rk	School (1st)	Record	Pts.	Prv.																																																																																																																																																																																																																																																																																																																																																																																																				
1.	Alabama (40)	9-0	1,498	2																																																																																																																																																																																																																																																																																																																																																																																																				
2.	Penn State (14)	9-0	1,437	3																																																																																																																																																																																																																																																																																																																																																																																																				
3.	Texas Tech (6)	9-0	1,409	5																																																																																																																																																																																																																																																																																																																																																																																																				
4.	Oklahoma (1)	8-1	1,290	4																																																																																																																																																																																																																																																																																																																																																																																																				
5.	Florida	7-1	1,268	7																																																																																																																																																																																																																																																																																																																																																																																																				
6.	USC	7-1	1,232	6																																																																																																																																																																																																																																																																																																																																																																																																				
7.	Texas	8-1	1,227	1																																																																																																																																																																																																																																																																																																																																																																																																				
8.	Oklahoma State	8-1	1,066	10																																																																																																																																																																																																																																																																																																																																																																																																				
9.	Utah	9-0	1,018	9																																																																																																																																																																																																																																																																																																																																																																																																				
10.	Boise State	8-0	958	11																																																																																																																																																																																																																																																																																																																																																																																																				
11.	TCU	9-1	862	12																																																																																																																																																																																																																																																																																																																																																																																																				
12.	Ohio State	7-2	843	13																																																																																																																																																																																																																																																																																																																																																																																																				
13.	Missouri	7-2	794	14																																																																																																																																																																																																																																																																																																																																																																																																				
14.	Georgia	7-2	693	8																																																																																																																																																																																																																																																																																																																																																																																																				
15.	LSU	6-2	683	15																																																																																																																																																																																																																																																																																																																																																																																																				
16.	BYU	8-1	591	17																																																																																																																																																																																																																																																																																																																																																																																																				
17.	Michigan State	8-2	516	21																																																																																																																																																																																																																																																																																																																																																																																																				
18.	Ball State	8-0	503	19																																																																																																																																																																																																																																																																																																																																																																																																				
19.	North Carolina	6-2	359	22																																																																																																																																																																																																																																																																																																																																																																																																				
20.	Georgia Tech	7-2	289	NR																																																																																																																																																																																																																																																																																																																																																																																																				
21.	Maryland	6-2	243	25																																																																																																																																																																																																																																																																																																																																																																																																				
22.	California	6-2	192	NR																																																																																																																																																																																																																																																																																																																																																																																																				
23.	West Virginia	6-2	172	NR																																																																																																																																																																																																																																																																																																																																																																																																				
24.	Florida State	6-2	150	16																																																																																																																																																																																																																																																																																																																																																																																																				
25.	Northwestern	7-2	120	NR																																																																																																																																																																																																																																																																																																																																																																																																				
Rk	School (1st)	Record	Pts.	Prv.																																																																																																																																																																																																																																																																																																																																																																																																				
1.	Alabama (79)	9-0	2,798	2																																																																																																																																																																																																																																																																																																																																																																																																				
2.	Penn State (17)	9-0	2,689	3																																																																																																																																																																																																																																																																																																																																																																																																				
3.	Texas Tech (16)	9-0	2,644	5																																																																																																																																																																																																																																																																																																																																																																																																				
4.	Florida (1)	7-1	2,391	6																																																																																																																																																																																																																																																																																																																																																																																																				
5.	Oklahoma	8-1	2,366	4																																																																																																																																																																																																																																																																																																																																																																																																				
6.	Texas (1)	8-1	2,322	1																																																																																																																																																																																																																																																																																																																																																																																																				
7.	USC	7-1	2,273	7																																																																																																																																																																																																																																																																																																																																																																																																				
8.	Oklahoma State	8-1	2,021	9																																																																																																																																																																																																																																																																																																																																																																																																				
9.	Utah	9-0	1,864	10																																																																																																																																																																																																																																																																																																																																																																																																				
10.	Boise State	8-0	1,797	11																																																																																																																																																																																																																																																																																																																																																																																																				
11.	Ohio State	7-2	1,576	12																																																																																																																																																																																																																																																																																																																																																																																																				
12.	TCU	9-1	1,560	13																																																																																																																																																																																																																																																																																																																																																																																																				
13.	Missouri	7-2	1,416	14																																																																																																																																																																																																																																																																																																																																																																																																				
14.	Georgia	7-2	1,380	8																																																																																																																																																																																																																																																																																																																																																																																																				
15.	LSU	6-2	1,241	16																																																																																																																																																																																																																																																																																																																																																																																																				
16.	BYU	8-1	1,179	15																																																																																																																																																																																																																																																																																																																																																																																																				
17.	Ball State	8-0	1,053	17																																																																																																																																																																																																																																																																																																																																																																																																				
18.	Michigan State	8-2	857	21																																																																																																																																																																																																																																																																																																																																																																																																				
19.	North Carolina	6-2	670	22																																																																																																																																																																																																																																																																																																																																																																																																				
20.	Georgia Tech	7-2	561	25																																																																																																																																																																																																																																																																																																																																																																																																				
21.	California	6-2	432	25																																																																																																																																																																																																																																																																																																																																																																																																				
22.	West Virginia	6-2	369	NR																																																																																																																																																																																																																																																																																																																																																																																																				
23.	Maryland	6-2	249	NR																																																																																																																																																																																																																																																																																																																																																																																																				
24.	Florida State	6-2	237	18																																																																																																																																																																																																																																																																																																																																																																																																				
25.	Tulsa	7-1	234	19																																																																																																																																																																																																																																																																																																																																																																																																				

2008 Auburn Football Game Recaps

GAME 1	LOUISIANA-MONROE	0
	#10 AUBURN	34
	August 30, 2008	
Jordan-Hare Stadium (87,451) • Auburn, Ala.		

No. 10 Auburn scored touchdowns on defense, special teams and offense and Ben Tate rushed for 115 yards as the Tigers dominated in a 34-0 season-opening victory over Louisiana-Monroe under the lights in Jordan-Hare Stadium. It marked the first time since the 2003 season that the Tigers were able to punch the ball into the end zone on all three sides of the ball.

On the first defensive play of the game for Auburn, Antonio Coleman broke through ULM's offensive line to sack quarterback Kinsmon Lancaster and force a fumble. Sophomore Michael Goggans recovered the fumble and dashed nine yards into the end zone for the touchdown, the first of his career.

Robert Dunn closed out the first quarter with a 66-yard punt return for a touchdown to put the Tigers ahead 14-0. Dunn's punt return for a touchdown was the first for Auburn since Robert Baker returned a punt 79 yards for a touchdown against South Carolina in 1996, snapping the nation's longest streak without returning a punt for a touchdown. The Tigers had played 144 consecutive games without a punt return for a touchdown.

Following a special teams fumble recovery by freshman Spencer Pybus to start the second half, the Tigers went 30 yards in three plays on a 19-yard rush by Mario Fannin and a pair of rushes by Brad Lester, including a 3-yard run around the right side for a touchdown.

Tate's 115 yards on the ground was his fourth career 100-yard rushing game. A 49-yard left side run late in the second quarter was the longest of the junior's career, surpassing his career long of 44 yards set in 2007 against Vanderbilt. The 49-yard run was also the longest of the game for the Tigers.

Auburn finished the game with 321 yards rushing, its most since 2005 against Kentucky when the Tigers posted 338.

Quarterback Chris Todd capped off the scoring with a 3-yard touchdown pass to Chris Slaughter midway through the fourth quarter. It marked the first touchdowns at Auburn for each player.

Senior Rodgeriquis Smith finished the game with 57 yards receiving on five catches to lead the passing attack.

Wes Byrum added a pair of field goals, from 33 and 19 yards out, to give the sophomore 19 career field goals.

SCORING SUMMARY		
Louisiana-Monroe	0	0 0 0 — 0
Auburn	14	3 10 7 — 34
AU—Goggans 9 fumble recovery (Byrum kick), 12:08, 1st AU—Dunn 66 punt return (Byrum kick), 00:04, 1st AU—Byrum 33 field goal, 1:16, 2nd AU—Lester 3 run (Byrum kick), 14:08, 3rd AU—Byrum 19 field goal, 00:24, 3rd AU—Slaughter 3 pass from Todd (Byrum kick), 6:49, 4th		
TEAM STATISTICS		
	ULM	AU
First Downs	12	19
Rushes-Yards	30-84	46-321
Passing Yards	136	85
Comp-Att-Int	20-38-0	13-27-1
Total Plays-Yards	68-220	73-406
Punts-Avg.	11-39.3	7-43.4
Fumbles/Lost	2/2	0/0
Penalties-Yards	4-20	7-55
3rd Down Conv.	2-of-18	5-of-15
Time of Possession	31:09	28:51
INDIVIDUAL STATISTICS		
RUSHING: (ULM) Goodin 15-39, Lancaster 11-33, McCoy 1-7, Lovett 3-5; (AU) Tate 13-115, Burns 6-69, Smith 9-66, Lester 14-52 (TD), Fannin 2-21, Todd 2(-2).		
PASSING: (ULM) Lancaster 20-38-0, 136; (AU) Todd 9-18-1, 70 (TD), Burns 4-9, 15.		
RECEIVING: (ULM) Zacharie 8-61, McCoy 5-10, McCall 3-25, Goodin 2-24, Ambrose 2-16; (AU) R.Smith 5-57, Slaughter 4-13 (TD), Carr 1-6, Tate 1-5, Swinton 1-4, Fannin 1-0.		

In his debut as defensive coordinator, Paul Rhoads' defense became the first since 2006 to hold an opponent scoreless. The last time that Auburn blanked an opponent was Nov. 4, 2006, against Arkansas State.

The defense held ULM to just 220 yards of offense, and the Warhawks were just 2-of-18 on third-down conversions.

The Tigers had 19 players see action in their first collegiate games at Auburn.

With the win, Auburn owns the all-time series against ULM, 7-0.

GAME 2	SOUTHERN MISS	13
	#9 AUBURN	27
	September 6, 2008	
Jordan-Hare Stadium (87,451) • Auburn, Ala.		

No. 9 Auburn had a trio of players rush for touchdowns as the Tigers routed Southern Miss, 27-13, in front of another sellout crowd of 87,451 at Jordan-Hare Stadium.

After two first quarter fumbles in the red zone, Ben Tate got the Tigers on the board with a 1-yard left end rush for a touchdown early in the second quarter. Quarterback Chris Todd connected with Rodgeriquis Smith for a 21-yard reception and Brad Lester moved the ball to the 1-yard line to set up the Tate touchdown.

Following the Golden Flashes' next possession, Auburn marched 76 yards down the field with Todd hitting Mario Fannin for 18 yards, Terrell Zachery for 17 yards and Montez Billings for 13 yards. Tristan Davis capped off the drive with a 13-yard touchdown run on his first carry since the 2005 Iron Bowl against Alabama. Davis' score was his first since 2005 at Kentucky and gave Auburn a 14-0 lead at the half.

Wes Byrum knocked in a career-long 52-yard field goal on Auburn's first drive of the third quarter. His previous career-long was from 49 yards out, which he nailed last season against Southern Florida. It also marked the first time that an Auburn placekicker had hit a 50-plus yard field goal since John Vaughn in 2006.

Kodi Burns rushed into the end zone from 1-yard out for Auburn's final touchdown to give the Tigers a commanding 24-0 lead midway through the third quarter. The score was result of a 12-play, 75-yard move down the field with Todd completing 21-yard and 20-yard passes to Tate and Davis, respectively. Tate added a 13-yard rush to set up the touchdown.

Auburn allowed its first points of the season at the 2:33 mark in the third quarter. The Golden Eagles, capitalizing on an interception, were able to get into the end zone on a 1-yard pass from Austin Davis to Shawn Nelson. The Tigers had held their opponents scoreless for the first 102:27 of the season before allowing a point.

After another USM touchdown, Byrum added a 23-yard field goal to close out the Tigers' scoring efforts in the fourth quarter.

For the second straight game, Auburn limited its opponent to under 100 yards on the ground. The Golden Flashes were only able to muster 37 yards rushing on 27 attempts.

SCORING SUMMARY		
Southern Miss	0	6 7 — 13
Auburn	14	10 3 — 27
AU—Tate 1 run (Byrum kick), 13:10, 2nd AU—Davis 13 run (Byrum kick), 8:23, 2nd AU—Byrum 52 field goal, 12:38, 3rd AU—Burns 1 run (Byrum kick), 6:49, 3rd USM—Nelson 1 pass from Davis, 2:33, 3rd USM—Nelson 17 pass from Davis (Barefoot kick), 11:48, 4th AU—Byrum 23 field goal, 7:06, 4th		
TEAM STATISTICS		
	USM	AU
First Downs	20	22
Rushes-Yards	27-37	41-132
Passing Yards	268	248
Comp-Att-Int	33-50-2	21-34-1
Total Plays-Yards	77-305	75-380
Punts-Avg.	8-40.0	5-44.2
Fumbles-Lost	4-1	5-3
Penalties-Yards	8-76	6-53
3rd Down Conv.	1-of-14	4-of-12
Time of Possession	29:40	30:20
INDIVIDUAL STATISTICS		
RUSHING: (USM) Fletcher 13-29, Kirksey 2-8, Davis 12-0; (AU) Tate 15-71 (TD), Lester 12-45, Davis 2-15 (TD), E.Smith 2-8, Dunn 2-6, Fannin 1-3, Burns 2(-1) (TD), Todd 2(-11).		
PASSING: (USM) Davis 33-50-2, 268 (2TD); (AU) Todd 21-31-0, 0-3-1.		
RECEIVING: (USM) Nelson 12-118 (2TD), Brown 8-88, Fletcher 6-57, Parham 3-13, Morgan 2(-1), Baptiste 2(-7); (AU) Tate 3-51, Trott 3-44, Billings 3-30, Fannin 3-22, Dunn 2-21, Lester 2-13, R.Smith 1-21, Davis 1-20, Zachery 1-17, Carr 1-8, E.Smith 1-1.		

Three Tigers recorded sacks in the game. Tray Blackmon and Zach Clayton each registered a sack and Antonio Coleman had his second sack in as many games.

After gaining only 85 yards through the air against Louisiana-Monroe in the season opener, quarterback Chris Todd completed 21-of-31 passes for 248 yards. In all, 11 different Auburn receivers caught passes in the game, marking the most Tigers to catch passes in a single game since 2005 against Ole Miss.

Robert Dunn set a new career-high in punt return yards with 103.

With the win, Auburn now leads the all-time series against Southern Miss 17-5 and has won the last three meetings.

2008 Auburn Football Game Recaps

GAME 3	#9 AUBURN	3
	MISSISSIPPI STATE	2
	September 13, 2008 Davis-Wade Stadium (52,911) • Starkville, Miss.	

A second quarter Wes Byrum field goal held as No. 9 Auburn won its SEC opener 3-2 on the road against Mississippi State. The Tigers improved to 3-0, while MSU slipped to 1-2.

Byrum put the only points on the board for the Tigers with a 35-yard field goal midway through the second quarter for a 3-0 lead. Byrum capped off an eight play, 39-yard drive that was highlighted by Montez Billings' 30-yard reception and an 11-yard rush by Brad Lester. The Tigers stood at the Bulldogs' 11-yard line, but were flagged for back-to-back false starts and forced to kick the field goal.

Byrum looked to put Auburn up by a pair of field goals as the half closed out, but sent the ball wide left from 42 yards out.

For the third straight week, Auburn shut out its opponent in the first half. Mississippi State was only able to generate two drives in double digits, 12 and 22 yards, and was held within its own territory for the entire half.

The opening of the third quarter looked bleak for the Tigers, with the Bulldogs recovering a fumble on Auburn's first play from scrimmage. Antonio Coleman responded by sacking MSU quarterback Wesley Carroll for a 7-yard loss. It was Coleman's third sack in as many games. An Auburn pass interference penalty gave the Bulldogs a first down, but the Tiger defense held and forced a 38-yard field goal attempt by Adam Carlson. A bad snap threw off the timing and Carlson was short on his attempt.

Two drives later, the Auburn defense came up big by holding MSU on an attempt to convert on fourth-and-one. Turning the ball over on downs, the Tigers started the drive from their own 37-yard line. Ben Tate rushed for 15 yards and Chris Todd connected with Montez Billings for a 31-yard completion to put the Tigers in the red zone at the 7-yard line. Unable to push into the end zone for the touchdown, Byrum faced a 22-yard field goal but missed wide left for the second time in the game.

Mississippi State's only points came at the 7:05 mark in the fourth quarter when an Auburn holding penalty in the end zone resulted in a safety.

On MSU's ensuing possession, Tray Blackmon stopped the Bulldogs short on another fourth-and-one at Auburn's 41-yard line.

Walter McFadden shut the door on any further attempts by MSU to score by picking Carroll at the Auburn 18-yard line with 2:18 left in the game. It was the first interception of the season for McFadden and the second of his career.

The Auburn defense limited the Bulldogs to 116 yards of total offense, the fewest yards allowed since holding Kentucky to 110 yards of total offense in 2004. Mississippi State did not convert a third or fourth down, going 0-14 and 0-3, respectively.

SCORING SUMMARY			
Auburn	3	0	0 - 3
Mississippi State	0	0	2 - 2
AU—Byrum 35 field goal, 7:38, 2nd MS—Team safety, 7:05, 4th			
TEAM STATISTICS			
	AU	MSU	
First Downs	14	6	
Rushes-Yards	45-161	30-38	
Passing Yards	154	78	
Comp-Att-Int	14-26-0	10-25-1	
Total Plays-Yards	71-315	55-116	
Punts-Avg.	8-40.2	10-38.1	
Fumbles-Lost	3-3	1-0	
Penalties-Yards	12-94	4-23	
3rd Down Conv.	3-of-16	0-of-14	
Time of Possession	32:13	27:47	
INDIVIDUAL STATISTICS			
RUSHING: (AU) Tate 20-92, Lester 9-51, Davis 5-29, Fannin 1-12; Todd 7-(-19) (MSU) Ducre 16-49, Dixon 7-5, McRae 1-(-1), Carroll 5-(-14).			
PASSING: (AU) Todd 14-26-0, 154; (MSU) Carroll 10-25-1, 78.			
RECEIVING: (AU) Billings 3-68, Dunn 3-37, R.Smith 2-8, Lester 2-6, Tate 2-5, Carr 1-28, Fannin 1-2; (MSU) Riley 3-26, Bell 2-25, McRae 2-15, Ducre 2-11, Hoskins 1-1).			

Seven Auburn defensive players logged tackles for loss, including two each from Merrill Johnson and Tez Dootittle.

A pair of running backs, Brad Lester and Tate, reach 1,500 career rushing yards. They became the 22nd and 23rd players, respectively, to accomplish the feat in Auburn football history.

The Tigers recorded 315 yards of total offense, but were unable to score a touchdown. It was the first time since 1974 that Auburn won a game by only scoring three points, beating Miami (Fl.) 3-0.

GAME 4	#6 LSU	26
	#10 AUBURN	21
	September 20, 2008 Jordan-Hare Stadium (87,451) • Auburn, Ala.	

Jarrett Lee's 18-yard touchdown pass to Brandon LaFell with 1:03 left in the fourth quarter lifted No. 6 LSU over No. 10 Auburn, 26-21, in a dramatic SEC West showdown in front of a sellout crowd under the lights at Jordan-Hare Stadium.

True to tradition, the game was a back and forth battle with four lead changes, and came down to the final seconds on the clock. For the first time in nine meetings, the road team left town out with the win.

LSU took a 3-0 lead in the first quarter on a Colt David 46-yard field goal, but Auburn jumped ahead on its first series of the second quarter. Quarterback Chris Todd connected with Tim Hawthorne for a 29-yard completion to spark the Tiger drive, and Ben Tate followed with a 16-yard rush around the right side. After a defensive pass interference call, Tate rushed up the middle for a 1-yard touchdown run for a 7-3 lead.

The Bayou Bengals had a chance to bring the game within one, but David missed a 50-yard field goal attempt.

Auburn added to its lead on Gabe McKenzie's 24-yard interception return for a touchdown. McKenzie, who started his junior campaign as a tight end and before switching to the defensive side of the ball, recorded his first interception and first career defensive touchdown. Heading into halftime, Auburn held a 14-3 advantage on the Bayou Bengals.

On its first possession of the second half, LSU's Lee hit Chris Mitchell for 39 yards and the touchdown to put the score at 14-10 in favor of Auburn.

Following a Todd interception, LSU moved 89 yards on four plays with three passes exceeding 20 yards. The drive was capped off by a halfback pass from Keiland Williams to Demetrius Byrd from 22 yards out as time expired in the third quarter to take a 17-14 lead into the final quarter.

LSU extended its lead on a David field goal from 32 yards out to go up 20-14 with 8:27 left.

Auburn stormed back on the ensuing possession. Starting on its own 26-yard line, Todd again found Hawthorne for a 58-yard gain. Tate rushed for three yards before Todd connected with Robert Dunn in the end zone for the touchdown to regain the lead, 21-20.

The Auburn defense forced LSU to go three-and-out on its next possession, but Auburn was unable to move the ball in response and was forced to punt.

With four minutes left on the clock and working from its own 46-yard line, LSU picked up three first downs to move to the Auburn 18-yard line to set up the game-deciding touchdown.

SCORING SUMMARY			
LSU	3	0	14 9 - 26
Auburn	0	14	0 7 - 21
LSU—David 46 field goal, 2:02, 1st AU—Tate 1 run (Byrum kick), 8:56, 2nd AU—McKenzie 24 interception (Byrum kick), 1:31, 2nd LSU—C.Mitchell 39 pass from Lee (David kick), 6:28, 3rd LSU—Byrd 22 pass from Williams (David kick), 0:00, 3rd LSU—David 32 field goal, 8:27, 4th AU—Dunn 15 pass from Todd (Byrum kick), 6:40, 4th LSU—LaFell 18 pass from Lee (Lee pass failed), 1:03, 4th			
TEAM STATISTICS			
	LSU	AU	
First Downs	20	16	
Rushes-Yards	38-178	36-70	
Passing Yards	220	250	
Comp-Att-Int	14-29-1	17-32-2	
Total Plays-Yards	67-398	68-320	
Punts-Avg.	6-48.3	7-35.4	
Fumbles-Lost	3-0	1-0	
Penalties-Yards	5-55	2-10	
3rd Down Conv.	4-of-14	4-of-14	
Time of Possession	31:00	29:00	
INDIVIDUAL STATISTICS			
RUSHING: (LSU) Scott 21-132, Hatch 10-40, Williams 2-8, Johnson 2-4, Murphy 2-(-4); (AU) Tate 19-45 (TD), Lester 7-26, Todd 10-(-1).			
PASSING: (LSU) Lee 11-22-1, 182 (2TD), Hatch 2-6-0, 16, Williams 1-1-0, 22 (TD); (AU) Todd 17-32-2, 250 (TD).			
RECEIVING: (LSU) LaFell 4-92 (TD), Byrd 3-38 (TD), J.Mitchell 2-16, Scott 2-15, C.Mitchell 1-39 (TD) Dickson 1-16, Murphy 1-4; (AU) R.Smith 5-73, Dunn 4-60 (TD), Billings 3-26, Hawthorne 2-87, Lester 2-2, Tate 1-2.			

Hawthorne finished the game as Auburn's leading receiver with 87 yards through the air. His 58-yard catch midway through the fourth quarter was Auburn's longest play from scrimmage through four games and it was the longest of Hawthorne's career.

Todd finished the game with 250 yards passing, including a touchdown pass.

The Auburn defense allowed LSU to convert just 4-of-14 third-down attempts.

2008 Auburn Football Game Recaps

GAME 5	TENNESSEE	12
	#15 AUBURN	14
September 27, 2008		
Jordan-Hare Stadium (87,451) • Auburn, Ala.		

No. 15 Auburn scored on both the offensive and defensive sides of the ball as the Tigers defeated SEC foe Tennessee 14-12 in front of a capacity crowd at Jordan-Hare Stadium. The Tigers improved to 4-1 and 2-1 in league action.

It was the first meeting between Auburn and Tennessee since the 2004 season. Auburn's win gave the Tigers a 26-21-3 all-time series lead and for the first time since 1961-64, Auburn won four straight against the Volunteers.

Auburn got on the board on its second drive of the first quarter with Chris Todd connecting with Robert Dunn in the end zone from 18 yards out. The 11-play, 69-yard drive saw Ben Tate rush for 25 yards on three carries and Todd find Tommy Trott and Dunn for receptions of six and 14 yards, respectively.

Tennessee closed the gap on the Tigers with a pair of Daniel Lincoln field goals in the second quarter to bring the game within a point at 7-6. Lincoln knocked in field goals from 47 and 35 yards.

Jake Ricks would put the Tigers up 14-6 before heading in for halftime on a fumble by Volunteer quarterback Jonathan Crompton on his own goal line. Ricks jumped on the ball in the end zone for his first career touchdown.

Auburn looked to tack on another score before the half closed out as Tiger quarterback Kodi Burns conducted a 10-play drive that covered 46 yards, but a Wes Byrum field goal attempt from 35 yards was wide left.

The third quarter was a back-and-forth grind between both teams. Auburn started its third drive of the quarter from its own 2-yard line and was able to put together three-straight first downs. A Tennessee personal foul pushed the Tigers into Volunteer territory, but a pass by Todd was picked off and returned for 38 yards.

Tennessee converted the interception into points at the start of the fourth quarter with a Montario Hardesty 2-yard touchdown run, the first rushing touchdown surrendered this season by the Auburn defense. Down by two, 14-12, the Volunteers attempted a two-point conversion with a Crompton pass, but failed.

The Tiger defense was key during the entire fourth quarter, limiting Tennessee to 14 yards of total offense and four possessions that resulted in three-and-outs.

Dunn finished the game leading the receiving unit with 54 yards on six catches to set a new career high. Fannin had a trio of catches for 29 yards. Trott and Montez Billings each had three receptions and recorded 19 and 16 yards, respectively.

SCORING SUMMARY		
Tennessee	0	6 0 6 - 12
Auburn	7	7 0 0 - 14
AU—Dunn 18 pass from Todd (Byrum kick), 5:44, 1st		
UT—Lincoln 47 field goal, 3:43, 2nd		
UT—Lincoln 35 field goal, 3:03, 2nd		
AU—Ricks 0 fumble recovery (Byrum kick), 7:06, 2nd		
UT—Hardesty 2 run (Crompton pass failed), 4:44, 4th		
TEAM STATISTICS		
	UT	AU
First Downs	9	15
Rushes-Yards	33-124	38-97
Passing Yards	67	129
Comp-Att-Int	8-24-0	18-28-1
Total Plays-Yards	57-191	67-226
Punts-Avg.	10-39.9	9-43.7
Fumbles-Lost	1-1	1-0
Penalties-Yards	3-35	9-59
3rd Down Conv.	4-of-16	6-of-18
Time of Possession	27:15	32:45
INDIVIDUAL STATISTICS		
RUSHING: (UT) Hardesty 10-35 (TD), Foster 8-30, Jones 4-25, Creer 4-19, Crompton 7-15; (AU) Tate 19-70, Fannin 4-18, Burns 8-16, Todd 2-6, E.Smith 2-0, Dunn 1(-7).		
PASSING: (UT) Crompton 8-23-0, 67, Jones 0-1-0, 0; (AU) Todd 14-23-1, 93 (TD), Burns 4-6-0, 36, Dunn 0-0-0, 0.		
RECEIVING: (UT) Jones 1-14, Rogers 1-14, Creer 1-9, Stocker 1-8, Briscoe 1-7, Taylor 1-6, Hardesty 1-5, Foster 1-4; (AU) Dunn 6-54 (TD), Fannin 3-29, Trott 3-19, Billings 3-16, R.Smith 2-7, Tate 1-4.		

On the ground, Tate logged 70 yards on 19 carries and Fannin added 18 yards on four carries. Burns carried the ball eight times for 16 yards.

Todd finished the game 14-of-23 for 93 yards, with a single pick and touchdown pass.

Josh Bynes made his first career start at linebacker and tallied a career-high 11 tackles. He became the first Auburn player this season to have double-digit tackles in a game.

Antonio Coleman registered his fourth sack of the season by taking down Crompton for a loss of four yards. Auburn's defense had six tackles for 19 yards lost against Tennessee.

GAME 6	#13 AUBURN	13
	#19 VANDERBILT	14
October 4, 2008		
Vanderbilt Stadium (39,773) • Nashville, Tenn.		

Auburn scored 13 points in a 60 second span in the first quarter, but Vanderbilt rallied from a 13-0 deficit, as the No. 19 Commodores defeated the No. 13 Tigers, 14-13, at a sold out Vanderbilt Stadium.

The loss moved the Tigers to 4-2, 2-2 SEC, while the Commodores improved to 5-0, 3-0 SEC for the first time since 1943.

Auburn's offense looked unstoppable on the first drive with Ben Tate rushing for three straight first downs to move the ball inside the Vanderbilt red zone, but the Tigers were unable to put any points on the board on a failed fourth-and-goal rush attempt from the 1-yard line.

The Tiger defense stayed true by forcing the Commodores to go three-and-out on the following possession. Auburn quarterback Chris Todd followed the defensive stand by leading a nine-play, 49-yard drive capped off by a 7-yard touchdown pass to Rod Smith to put Auburn up 7-0 at the 4:09 mark in the first quarter.

Auburn struck again in quick fashion. The first pass from VU quarterback Chris Nickson following the Auburn score was picked off by Jerraud Powers at the Commodore 27-yard line setting up the Tigers' second score in less than a minute.

Forty-nine seconds later Todd connected with Mario Fannin from 28 yards out for the touchdown. Auburn led 13-0 after Wes Byrum's PAT hit the upright.

Facing a 13-point deficit, Vanderbilt backup quarterback Mackenzi Adams strung together a six-play, 30-yard drive at the end of the second quarter to put the Commodores on the board. Adams hit Justin Wheeler in the back of the end zone from 15-yards out to cut Auburn's lead to 13-7. It marked the first touchdown surrendered by Auburn in the first half this season.

After a quick three and out by Auburn to start the second half, the Commodores looked to narrow Auburn's lead on its first possession of the second half, but Bryant Hahnfeldt's 40-yard field goal attempt was wide left.

On Vanderbilt's ensuing possession, Adams led the offense on an 8-play, 68-yard drive, capped by a 1-yard pass to Brandon Barden, giving the Commodores a 14-13 lead with 7:09 left in the third quarter.

Miscues cost the Tigers in the second half as Auburn committed 10 penalties, including eight in the third quarter. Unable to get in a rhythm offensively, the Tigers managed just 57 yards of total offense, including 4 yards rushing, in the final 30 minutes of play.

Auburn had one last opportunity in the fourth quarter, however, VU's Myron Lewis' interception with 2:09 left at the AU 33 sealed the win.

Tate led all rushers with 108 yards on 27 carries for his fifth-career game of over 100 yards. His 27 carries also marked a career high.

Auburn was outgained offensively, recording 208 yards of total offense to Vanderbilt's 263.

Mike McNeil led the Tiger defense with nine tackles, followed by Zac Etheridge with eight.

SCORING SUMMARY			
Auburn	13	0 0 0 - 13	
Vanderbilt	0	7 7 0 - 14	
AU—R. Smith 7 pass from Todd (Byrum kick), 4:09, 1st			
AU—Fannin 28 pass from Todd (Byrum kick failed), 3:09, 1st			
VU—Wheeler 15 pass from Adams (Hahnfeldt kick), :39, 2nd			
VU—Barden 1 pass from Adams (Hahnfeldt kick), 7:09, 3rd			
TEAM STATISTICS			
	AU	VU	
First Downs	15	15	
Rushes-Yards	44-110	32-106	
Passing Yards	98	157	
Comp-Att-Int	10-22-1	16-31-1	
Total Plays-Yards	66-208	63-263	
Punts-Avg.	9-40.6	8-39.1	
Fumbles-Lost	2-0	1-0	
Penalties-Yards	11-81	5-37	
3rd Down Conv.	5-of-16	6-of-17	
Time of Possession	29:57	30:03	
INDIVIDUAL STATISTICS			
RUSHING: (AU) Tate 27-108, Lester 2-12, Fannin 3-8; (VU) Adams 13-54, Nickson 4-40, Hawkins 6-8, Walker 1-8.			
PASSING: (AU) Todd 8-16-1, 70 (2 TD), Burns 2-6-0, 28; (VU) Adams 13-23-0, 153 (2 TD), Nickson 3-8-1, 4.			
RECEIVING: (AU) R. Smith 4-18 (TD), Fannin 3-56, Tate 1-9, Trott 1-8, Slaughter 1-7; (VU) Wheeler 5-52 (TD), Walker 4-66, Barden 4-20 (TD), Smith 2-21, Jennings 1(-2).			

2008 Auburn Football Game Recaps

GAME 7	ARKANSAS	25
	#20 AUBURN	22
	October 11, 2008	
	Jordan-Hare Stadium (85,782) • Auburn, Ala.	

In a back and forth Southeastern Conference battle between No. 20 Auburn and Arkansas, it was the Razorbacks who came out on top with a 25-22 road win in Jordan-Hare Stadium.

Arkansas scored first on a first quarter Shay Haddock field goal for a 3-0 lead following an Auburn defensive stand on the 5-yard line.

That lead wouldn't hold for long as Tristan Davis raced 97 yards down the Auburn sideline on the ensuing kickoff for a touchdown and a 7-3 lead. Davis' kickoff return for a touchdown was the first for the Tigers since 2005 and was the longest kickoff return since 2000.

In the second quarter with the Razorbacks at the Auburn 29-yard line, Neiko Thorpe picked off a Casey Dick pass and blazed 59 yards down the field, to the Arkansas 20-yard line, setting up a Wes Byrum field goal from 45 yards to put the Tigers up 10-3.

Arkansas' ensuing possession evened the score at 10-10 as Dick capped off an 80-yard drive on 11 plays with a 1-yard touchdown run on fourth down midway through the second quarter.

Just before the half, Auburn's Josh Bynes intercepted a Dick pass and returned it 31 yards to the Arkansas 19-yard line, and Byrum hit a 36-yard field goal and with 26 seconds left in the half for a 13-10 Auburn lead.

On the opening kickoff to the second half, Davis came up big again, forcing Arkansas' Dennis Johnson to fumble, and Auburn's Chris Evans recovered the ball at the Razorback 24-yard line.

Burns connected with Montez Billings for 13 yards and later got into the end zone from 3 yards out for a 20-10 advantage.

Arkansas began to close the gap on its second possession of the third quarter with a Dick touchdown reception. Sen'Derrick Marks blocked the PAT, the fourth blocked kick of his career, to put the score at 20-16.

Shady Haddock brought the Razorbacks within in a point on a 44-yard field goal early in the fourth quarter.

Arkansas went ahead as Razorback running back Michael Smith ran 63 yards for a touchdown for a 25-20 lead with 8:50 left. Dick attempted the two-point conversion, but his pass failed.

Later, with the clock ticking down, Burns rushed for 11 yards, then found Smith for 14 yards, Tim Hawthorne for a 38-yard gain and Derek Winter for 11 yards to move the Tigers inside the 10-yard line. But the drive stalled at the 4 as Auburn turned the ball over on downs with an incomplete pass.

Arkansas took a safety and punted the ball to the Auburn 38-yard line with 1:03 left, but Matt Harris sealed the Razorback win by intercepting a Burns pass.

The Tiger defense was led by Mike McNeil and Josh Bynes with nine tackles each. Bynes also had two tackles for loss and an interception.

Davis finished the game with an Auburn single-game record 182 kickoff return yards.

SCORING SUMMARY		
Arkansas3	7 6 9 — 25
Auburn7	6 7 2 — 22

AR—Haddock 27 field goal, 6:46, 1st
 AU—Davis 97 kickoff return (Byrum kick), 6:33, 1st
 AU—Byrum 45 field goal, 12:05, 2nd
 AR—Dick 1 run (Haddock kick), 6:42, 2nd
 AU—Byrum 36 field goal, 00:26, 2nd
 AU—Burns 3 run (Byrum kick), 12:43, 3rd
 AR—Dick 6 pass from Adams (Haddock kick blocked), 3:02, 3rd
 AR—Haddock 44 field goal, 14:07, 4th
 AR—Michael Smith 63 run (Dick pass failed), 8:50, 4th
 AU—Team safety, 1:03, 4th

TEAM STATISTICS	AR	AU
First Downs	19	11
Rushes-Yards	44-188	33-56
Passing Yards	228	137
Comp-Att-Int	18-33-2	10-28-3
Total Plays-Yards	77-416	61-193
Punts-Avg.	4-52	5-243
Fumbles-Lost	1-1	1-0
Penalties-Yards	6-47	2-5
3rd Down Conv.	8-of-17	4-of-15
Time of Possession	35:02	24:58

INDIVIDUAL STATISTICS
RUSHING: (AR) Smith 25-176 (TD), Dick 5-21 (TD), Johnson 1-5, Davis 1-(-10); (AU) Burns 15-38 (TD), Tate 8-32, Lester 4-7, Fannin 1-4, Billings 1-0, Todd 4-(-25).
PASSING: (AR) Dick 17-32-2, 222, Adams 1-1-0, 6 (TD); (AU) Burns 7-18-2, 119, Todd 3-10-1, 18.
RECEIVING: (AR) Adams 4-60, Childs 3-61, Williams 3-24, Crawford 3-17, Smith 2-46, Salters 1-8, Davie 1-6, Dick 1-6; (AU) Trott 2-31, R. Smith 2-28, Winter 2-18, Hawthorne 1-38, Billings 1-13, Sachery 1-7, E. Smith 1-2.

GAME 8	AUBURN	17
	WEST VIRGINIA	34
	October 23, 2008	
	Milan Puskar Stadium (60,765) • Morgantown, W.Va.	

Auburn started strong but couldn't finish at West Virginia, as a 17-3 second-quarter lead evaporated and the Mountaineers stormed back to score 31 unanswered points to take a 34-17 Thursday night victory in Morgantown.

West Virginia's one-two punch of Noel Devine and quarterback Pat White delivered the big blows, as Devine rushed for 207 yards and a touchdown and White threw for 174 yards and three scores.

Auburn's Josh Bynes denied West Virginia on the first drive off the game, picking off White for his second interception in as many games. Tiger signal caller Kodi Burns then drove the offense 81 yards down the field in 20 plays, completing four third-down conversions. The drive, which used 9:54 off the clock, resulted in a Wes Byrum 19-yard field goal for a 3-0 first quarter lead.

The 20-play scoring drive marked the most plays in a drive by Auburn since records began being kept in 1970.

On the ensuing possession, White was again picked off, this time by Walter McFadden, who returned it 18 yards to the West Virginia 27-yard line. Five plays later, Burns connected with Brad Lester on a 16-yard screen pass for the touchdown and a 10-0 advantage early in the second quarter.

After West Virginia's Pat McAfee booted a 23-yard field goal, Mario Fannin dashed down the sideline for 69 yards on the ensuing kickoff return. Burns found Tristan Davis for a 22-yard reception, and then rushed into the end zone from nine yards out to give the Tigers a 17-3 lead.

On the kickoff following Burns' touchdown run, Wes Byrum successfully kicked and recovered the on-side try, giving the ball back to the Tigers, but the drive resulted in a three-and-out.

West Virginia then capitalized with Devine gashing the Tiger defense with a 20-yard run and White's 44-yard completion to Alric Arnett for a touchdown to bring the Mountaineers within seven before halftime.

In the second half, the Mountaineers scored on their first two possessions as McAfee knocked in a 42-yard field goal and White tossed 2-yard touchdown pass to Dorrell Jalloh to give West Virginia a 20-17 lead with four minutes remaining in the third quarter.

The Tigers drove 52 yards on their next possession, but Byrum's 44-yard field goal early in the fourth quarter missed wide left.

SCORING SUMMARY				
Auburn3	14	0	0 — 17
West Virginia0	10	10	14 — 34

AU—Byrum 19 field goal, 2:05, 1st
 AU—Lester 16 pass from Burns (Byrum kick), 13:25, 2nd
 WVU—McAfee 23 field goal, 10:58, 2nd
 AU—Burns 9 run (Byrum kick), 10:20, 2nd
 WVU—Arnett 44 pass from White (McAfee kick), 6:37, 2nd
 WVU—McAfee 42 field goal, 10:45, 3rd
 WVU—Jalloh 2 pass from White (McAfee kick), 4:06, 3rd
 WVU—Jalloh 32 pass from White (McAfee kick), 11:44, 4th
 WVU—Devine 30 run (McAfee kick), 2:26, 4th

TEAM STATISTICS	AU	WVU
First Downs	16	25
Rushes-Yards	45-149	35-271
Passing Yards	111	174
Comp-Att-Int	13-21-1	13-21-2
Total Plays-Yards	66-260	556-445
Punts-Avg.	6-34.0	1-42.0
Fumbles-Lost	1-0	3-0
Penalties-Yards	5-49	1-7
3rd Down Conv.	9-of-18	5-of-8
Time of Possession	35:19	24:41

INDIVIDUAL STATISTICS
RUSHING: (AU) Burns 15-82 (TD), Lester 13-37, Fannin 8-29, Tate 5-5, E. Smith 3-3, Billings 1-(-7); (WVU) Devine 17-207 (TD), Sanders 6-42, Rodgers 1-14, White 11-8.
PASSING: (AU) Burns 13-21-1, 111 (TD); (WVU) White 13-21-2, 174 (3 TD).
RECEIVING: (AU) Trott 4-34, R. Smith 2-21, Tate 2-2, Davis 1-22, Lester 1-16 (TD), Carr 1-7, Hawthorne 1-5, Winter 1-4; (WVU) Jalloh 4-53 (2 TD), Sanders 4-31, Arnett 3-59 (TD), Lyons 1-18, Devine 1-13.

West Virginia added to its lead on a 32-yard touchdown pass from White to Jalloh at the 11:44 mark, and two possessions later it was Devine who found the end zone on a 30-yard run to close out the Mountaineers' scoring efforts.

Auburn's offense finished with 149 yards on the ground and added 111 yards through the air for 260 yards of total offense. The Tigers converted a season-high nine third downs.

Burns led the offensive attack by logging 82 yards rushing on 15 carries. Lester contributed 37 yards rushing and registered his 22nd career touchdown.

Devine, Antonino Coleman had six tackles in the game and had his sixth sack of the year, dropping White for a loss of 7 yards.

2008 Auburn Football Game Recaps

GAME 9	AUBURN	7
	OLE MISS	17
November 1, 2008		
Vaught-Hemingway Stadium (57,324) • Oxford, Miss.		

Auburn suffered a 17-7 road loss to Ole Miss at Vaught-Hemingway Stadium in Oxford, Miss. After a lackluster first half, the Tigers were able to score in the third quarter, but a trio of second half interceptions as Auburn was driving denied any chance of scoring.

Both teams struggled to find their offense in the first quarter, unable to move out of their own half of the field and punting the ball away three times each. Ole Miss broke open the scoreless game in the second quarter with a Josh Shene 34-yard field goal to take a 3-0 lead at the 5:07 mark.

The Rebels added to their lead with quarterback Jevan Snead conducting an 86-yard drive in eight plays that was capped off by a 2-yard touchdown pass to Shay Hodge.

For the first time this season, Auburn went into the locker room at halftime trailing, 10-0.

Auburn's only score of the game came on its first drive of the third quarter. Following Tristan Davis' 15-yard kickoff return, Kodi Burns hit Chris Slaughter with a 37-yard pass to move the Tigers into Ole Miss territory. Facing a third-and-13, Burns rushed for 15 yards to keep the drive alive. Ben Tate received the hand off on the next play and dashed into the end zone from 27 yards out to narrow the Rebel lead to 10-7.

The 27-yard touchdown run was Auburn's longest rushing touchdown of the season and the Tigers' third-longest rushing play of the year.

The first six plays of the third quarter yielded 80 yards of offense for the Tigers after totaling just 80 yards during the entire first half. During the third quarter alone, Auburn's offense had four plays of 20 yards or more, two of which came during the touchdown drive. Burns also connected with Tim Hawthorne and Montez Billings for 21 and 29 yard receptions, respectively.

Auburn started the fourth quarter driving with Burns completing a trio of passes to Slaughter, including a 42-yard reception to move the Tigers to the Ole Miss 17 yard line. Following an incomplete pass and a rush for a loss, Auburn faced a third-and-12 and was eyeing a chance to put points on the board. Burns' pass was intercepted and the Tigers' scoring effort was thwarted.

The interception resulted in a Rebel touchdown as Snead connected with Derrick Davis from three yards out for the score and a 10-point advantage, 17-7, with less than seven minutes left in the game.

Burns' game marked numerous career-highs for the sophomore. He threw

for a career-best 319 yards on career highs of 27 completions and 43 attempts.

Slaughter caught eight passes for 131 yards, a career-high in both receptions and yards. The sophomore became the first Tiger receiver to post a 100-yard receiving game since the 2007 season.

Tate finished the game as Auburn's leading rusher with 35 yards on five carries with a touchdown.

The Tigers finished with 394 yards of total offense, 319 through the air and 75 on the ground.

Defensively for Auburn, Zac Etheridge recorded a game-leading 10 tackles. Antoine Carter sacked the Snead for a loss of eight yards and Zach Clayton and Mike Blanc combined for a sack.

SCORING SUMMARY			
Auburn	0	7	0 — 7
Ole Miss	10	0	7 — 17
UM—Shene 37 field goal, 5:07, 2nd			
UM—Hodge 2 pass from Snead (Shene kick), 00:38, 2nd			
AU—Tate 27 run (Byrum kick), 13:21, 3rd			
UM—Davis 3 pass from Snead, 6:45, 4th			
TEAM STATISTICS		AU	UM
First Downs		17	21
Rushes-Yards		25-75	41-233
Passing Yards		319	140
Comp-Att-Int		27-43-3	15-30-0
Total Plays-Yards		68-394	71-373
Punts-Avg.		7-40.1	8-39.5
Fumbles-Lost		1-0	0-0
Penalties-Yards		9-67	6-70
3rd Down Conv.		6-of-15	6-of-15
Time of Possession		29:04	30:56
INDIVIDUAL STATISTICS			
RUSHING: (AU) Tate 5-35 (TD), Burns 9-21, Fannin 5-11, Lester 6-8; (UM) Eason 14-104, McCluster 14-84, Bolden 6-34, Snead 7-11.			
PASSING: (AU) Burns 27-43-3, 319; (UM) Snead 15-30-0, 140 (2TD).			
RECEIVING: (AU) Slaughter 8-131, Trott 4-26, Hawthorne 3-60, Billings 3-40, Fannin 2-22, R.Smith 2-13, Tate 2-1, Swinton 1-10, Dunn 1-8, Carr 1-8; (UM) Hodge 6-62 (TD), McCluster 4-47, Eason 2-7, Wallace 1-12, Harris 1-9, Davis 1-3 (TD).			

Noting Head Coach Tommy Tuberville

Tuberville Era Records

Jordan-Hare Stadium	53-16
Away	25-18
Neutral	6-4
SEC	51-27
West.....	31-18
East	20-9
Non-conference	32-9
Natural grass	78-34
Artificial turf	5-4
Overtime games	4-3
Day games	52-21
Night games.....	31-16
August	2-1
September	34-8
October	23-16
November	19-8
December/January	6-5
TV Games	54-35
ABC.....	2-5
CBS	12-9
ESPN.....	19-15
ESPN2	7-0
Raycom (LFS/JP).....	13-8
Fox.....	1-0
AU scores first.....	66-7
Opponent scores first.....	18-31
Leading at Half	69-10
Trailing at Half	11-27
Tied at Half	4-1
Leading after Third	75-9
Trailing after Third.....	6-29
Tied after Third.....	3-0
Overtime Games.....	3-3
Scoring less than 20 pts.	14-29
Scoring 20+ points	69-9
Scoring 30+ points	45-0
Allowing less than 20 pts.	64-7
Allowing 20+ points.....	20-31
Allowing 30+ points.....	3-14
Rushing for less than 100 yds.	12-22
Rushing for over 100 yds.	73-16
Rushing for 200+ yds.	34-3
Passing for 200+ yds.	41-12
Passing for 300+ yds.	6-3
Totalling less than 300 yds.	18-23
300+ yds. of total offense.....	66-15
400+ yds. of total offense.....	39-3
500+ yds. of total offense.....	12-0
Allowing less than 100 yds. rushing	46-4
Allowing less than 300 yds. total off.	48-6
Allowing 300+ yds. total offense	35-32
Having 100-yd. rusher	45-7
Opp. have 100-yd. rusher	13-23
AU outrushes opponent	72-10
AU is outrushed	12-28
AU outpasses opponent	49-15
AU is outpassed	34-23
Equal passing.....	1-0
vs. AP Top 5.....	4-1
vs. AP Top 10	15-13
vs. AP Top 25	20-20

- ▶ Has directed Auburn to 84 overall wins, good for fourth in school history. Auburn has won 69 percent of its games under Tuberville, ranking him eighth in school history.
- ▶ Directed Auburn to a 49-21 mark in the league since 2000, which is tied for the third-best mark in the Southeastern Conference.
- ▶ Won 100th career game on Oct. 6, 2007 in 35-7 win over Vanderbilt.
- ▶ Has won 29 of last 39 SEC games and 30 of last 40 against SEC opponents.
- ▶ Led last seven teams to bowl games, including New Year's Day bowl in four of the last six years. Has won four of last five bowl games and has won five bowl games, which is tied for second most in school history with Shug Jordan, and one behind Pat Dye (6).
- ▶ Led Auburn to its best season ever in 2004 as the Tigers won a school-record 13 games and captured the Southeastern Conference and NOKIA Sugar Bowl titles.
- ▶ Named the 2004 AFCA, Associated Press, Paul "Bear" Bryant, Walter Camp and SEC Coach of the Year. Was also named the 1997 Associated Press SEC Coach of the Year.
- ▶ Guided Auburn to the 2004 Southeastern Conference Championship. Tuberville has led Auburn to at least a share of the Western Division title in five of his seven seasons.
- ▶ Directed Auburn to 15 wins over AP Top 10 teams since the start of the 2002 season.
- ▶ Led Auburn to 53 wins in last 71 games (75 percent) and 48 of the last 62 (77 percent), which included 15 straight from 2003-04.
- ▶ Auburn's 15-game win streak from 2003-04 marked Tuberville's longest winning streak as a head coach.
- ▶ Directed the Tigers to seven SEC road wins of 20-plus points since 2002, including three in 2004.
- ▶ In 22 previous years coaching at the Division I level, has been part of 20 winning seasons, including three national championships.
- ▶ Led AU to at least one victory against an AP top 10 team in a school-record seven consecutive seasons.
- ▶ Coached 62 players that have been drafted in the NFL, including 33 at Auburn.
- ▶ Coached 14 first-round NFL Draft picks, including the 1991 first overall pick, Russell Maryland, and four 2004 first-round draft picks (Ronnie Brown, Carnell Williams, Carlos Rogers and Jason Campbell).
- ▶ Eight former players have played in the NFL Pro Bowl, including Jessie Armstead, Jerome Brown, Rudi Johnson, Ray Lewis, Russell Maryland, Marcus McNeill, Warren Sapp and Marcus Washington.
- ▶ Is 20-7 in his career in games decided by three points or less.
- ▶ Auburn is 9-4 in its last 13 games against top 10 opponents in the AP poll.
- ▶ Won a school-record eight straight SEC road games from 2005-07, and currently has won 14 of last 17 games against SEC opponents outside of Auburn.
- ▶ Has won 75 of last 83 regular-season games when scoring 20 points or more.
- ▶ Finished in AP top 10 in two of the previous four years.
- ▶ Only team in country to defeat 2006 National Champion Florida, and only coach to defeat two teams in final top five in country (No. 1 Florida, No. 3 LSU) in 2006.
- ▶ First Auburn coach ever to win six straight over Alabama.
- ▶ Third all-time in Iron Bowl victories (7), behind Bear Bryant (19) and Ralph "Shug" Jordan (9).
- ▶ Only coach ever to win four consecutive games at Bryant-Denny Stadium in Tuscaloosa.

Tuberville's Head Coaching Record

Year	School	W-L	SEC	Notes
1995	Ole Miss	6-5	3-5 (5th W)	
1996	Ole Miss	5-6	2-6 (5th W)	
1997	Ole Miss	8-4	4-4 (3rd W)	Music City Bowl
1998	Ole Miss	6-5	3-5 (4th W)	Independence Bowl
1999	Auburn	5-6	2-6 (5th W)	
2000	Auburn	9-4	6-2 (1st W)	SEC West Champs; Citrus Bowl
2001	Auburn	7-5	5-3 (t1st W)	SEC West Co-Champs; Peach Bowl
2002	Auburn	9-4	5-3 (t1st W)	SEC West Co-Champs; Capital One Bowl Champs
2003	Auburn	8-5	5-3 (3rd W)	Music City Bowl Champs
2004	Auburn	13-0	8-0 (1st W)	SEC Champions; NOKIA Sugar Bowl Champs
2005	Auburn	9-3	7-1 (t1st W)	SEC West Co-Champs; Capital One Bowl
2006	Auburn	11-2	6-2 (2nd W)	AT&T Cotton Bowl Champs
2007	Auburn	9-4	5-3 (2nd W)	Chick-fil-A Bowl Champs
2008	Auburn	4-5	2-4	
Totals	12 Years	109-58	64-47	
Auburn		84-38	51-27	
Ole Miss		25-20	12-20	

Auburn Superlatives Under Tommy Tuberville

MOST POINTS

1.	73 vs. Louisiana-Monroe	11-1-03
2.	63 vs. Ball State	9-17-05
3.	56 vs. Western Carolina	9-7-02
4.	55 vs. New Mexico State	9-22-07
5.	52 vs. Louisiana Tech	10-9-04
	52 vs. Louisiana-Monroe	11-9-02

FEWEST POINTS ALLOWED

1.	0 vs. Louisiana-Monroe	8-30-08
	0 vs. Arkansas State	11-4-06
	0 at Mississippi State	9-9-06
	0 vs. Mississippi State	9-10-05
	0 vs. Louisiana-Monroe	9-4-04
	0 vs. Western Carolina	9-7-02
	0 vs. Ball State	9-1-01
	0 vs. Vanderbilt	9-30-00
	0 at Alabama	11-18-00

MOST FIRST DOWNS

1.	37 vs. Western Carolina	9-7-02
2.	33 vs. The Citadel	9-25-04
3.	31 vs. Tennessee	12-4-04
4.	29 vs. Louisiana Tech	10-20-01
	29 vs. Western Kentucky	9-27-03

FEWEST FIRST DOWNS ALLOWED

1.	5 vs. Ball State	9-1-01
2.	6 at Mississippi State	9-13-01
3.	7 vs. Western Kentucky	9-27-03
	7 vs. South Carolina	10-1-05
5.	8 at Alabama	11-18-00
	8 vs. The Citadel	9-25-04

MOST RUSHING ATTEMPTS

1.	62 at Georgia	11-10-01
2.	57 vs. Tennessee	10-4-03
3.	56 vs. Mississippi State	10-18-03
4.	54 vs. Syracuse	9-28-02
5.	53 at Arkansas	10-13-07

FEWEST RUSHING ATT., OPPONENT

1.	16 by Kansas State	9-1-07
	16 by Tennessee	10-4-03
3.	17 by La Tech	10-21-00
4.	18 by Florida	10-13-01
5.	21 by LSU	9-18-99

MOST RUSHING YARDS

1.	405 vs. Mississippi State	10-18-03
2.	390 vs. Ball State	9-17-05
3.	388 at Kentucky	11-5-05
4.	345 vs. Western Carolina	9-7-02
5.	321 vs. Louisiana-Monroe	8-30-08

FEWEST RUSHING YARDS ALLOWED

1.	-36 vs. Florida	10-13-01
2.	-27 vs. Central Florida	11-6-99
3.	4 vs. Tennessee	10-4-03
4.	23 at Alabama	11-18-00
	23 vs. Louisiana-Monroe	11-1-03
	23 vs. Ole Miss	10-29-05

MOST PASSES ATTEMPTED

1.	48 vs. Louisiana Tech	10-20-01
2.	44 vs. Georgia Tech	9-3-05
3.	43 at Ole Miss	11-1-08
	43 vs. Clemson [Chick-fil-A]	12-31-07
	43 at Florida	12-2-00

MOST PASSES COMPLETED

1.	28 vs. Louisiana Tech	10-20-01
	28 vs. Michigan	1-1-01
3.	27 at Ole Miss	11-1-08
	27 vs. Tennessee	12-4-04
5.	26 vs. Clemson [Chick-fil-A]	12-31-07
	26 vs. Alabama	11-20-99

FEWEST PASSES ATT., OPPONENT

1.	10 by Arkansas	10-7-06
2.	15 by The Citadel	9-25-04
	15 by Arkansas	10-12-02
	15 by Syracuse	9-22-01
5.	16 by Arkansas	10-27-01

FEWEST PASSES COMP., OPPONENT

1.	5 by Mississippi State	9-15-07
	5 by Ball State	9-1-01
3.	6 by The Citadel	9-25-04
	6 by Syracuse	9-22-01
5.	7 by Arkansas	10-7-06

MOST PASSING YARDS

1.	416 vs. Georgia	11-13-99
2.	394 vs. Michigan	1-1-00
3.	381 vs. Louisiana Tech	10-20-01
4.	374 vs. Tennessee	12-4-04
5.	359 vs. The Citadel	9-25-04

FEWEST PASSING YARDS ALLOWED

1.	32 by Ball State	9-1-01
2.	41 by Mississippi State	9-15-07
3.	66 by Arkansas	10-12-02
4.	67 by Tennessee	9-27-08
5.	69 by Tennessee	12-4-04

MOST TOTAL OFFENSE

1.	621 vs. Western Carolina	9-7-02
2.	593 vs. The Citadel	9-25-04
3.	589 at Kentucky	11-5-05
4.	572 vs. Ball State	9-17-05
5.	567 vs. Western Kentucky	9-27-03
6.	559 vs. Tennessee	12-4-04

FEWEST TOTAL YARDS ALLOWED

1.	92 vs. Ball State	9-1-01
2.	110 vs. Kentucky	10-23-04
3.	116 at Mississippi State	9-13-08
3.	135 at Alabama	11-18-00
4.	151 vs. Louisiana-Monroe	11-1-03
5.	152 vs. Vanderbilt	9-30-00

PUNTING AVERAGE (MIN. OF 4)

1.	50.8 at So. California	9-2-02
2.	50.5 at Vanderbilt	9-30-00
3.	50.2 at Alabama	11-18-06
4.	50.0 vs. Louisiana Tech	10-20-01
5.	49.3 vs. North Carolina	12-31-01

MOST TIME OF POSSESSION

1.	39:31 vs. Tennessee	12-4-04
2.	38:58 at Georgia	11-10-01
3.	37:52 at Ole Miss	10-28-06
4.	37:45 at Alabama	11-18-00
5.	36:43 vs. Florida	10-14-06

Auburn Superlatives Under Tommy Tuberville

Auburn Team Superlatives

Points Scored	73	vs. Louisiana-Monroe (11/1/03)
Low	0	vs. USC (8/30/03)
First Downs	37	vs. Tennessee (10/2/99)
Low	7	vs. Western Carolina (11/9/02)
Rushing Plays	62	at Mississippi State (10/7/00)
Low	19	at Georgia (11/10/01)
Net Rushing Yards	405	at Mississippi State (10/7/00)
Low	1	vs. Florida (10/16/99)
Passes Attempted	48	vs. Louisiana Tech (10/20/01)
Low	13	vs. Mississippi State (10/6/01)
Passes Completed	28	vs. Louisiana Tech (10/20/01)
Low	4	vs. Georgia (11/11/06)
Had Intercepted	4	vs. Louisiana Tech (10/20/01); vs. Georgia (11/10/07); vs. Georgia (11/11/06); vs. Georgia Tech (9/3/05); vs. Louisiana Tech (10/20/01); at Tennessee (10/2/99)
Low	0	36 times
Net Passing Yards	416	vs. Georgia (11/13/99)
Low	35	vs. Georgia (11/11/06)
Total Offensive Plays	90	vs. Clemson (12/31/07)
Low	37	vs. Georgia (11/11/06)
Total Net Offense	621	vs. Western Carolina (11/9/02)
Low	164	three times
Fumbles	5	vs. Southern Miss (9/6/08)
Low	0	vs. Florida (10/14/01)
Fumbles Lost	4	21 times
Low	0	at Syracuse (9/22/01)
Penalties	13	38 times
Low	1	at Florida (10/19/02)
Penalty Yards	112	vs. Mississippi State (9/10/05)
Low	5	at Ole Miss (9/9/00)
		vs. Arkansas (10/11/08)

Auburn Individual Superlatives

Rushing Attempts	41	Carnell Williams at Georgia (11/10/01)
Net Rushing Yards	249	Rudi Johnson vs. La. Tech (10/21/00)
Rushing TDs	6	Carnell Williams vs. Miss. State (10/18/03)
Pass Attempts	48	Daniel Cobb vs. La. Tech (10/20/01)
Pass Completions	28	Daniel Cobb vs. La. Tech (10/20/01)
Had Intercepted	4	Brandon Cox at Georgia (11/10/07)
	4	Brandon Cox vs. Georgia (11/11/06)
	4	Brandon Cox vs. Georgia Tech (9/3/05)
	4	Daniel Cobb vs. La. Tech (10/20/01)
	4	Jeff Klein at Tennessee (10/2/99)
Net Passing Yards	416	Ben Leard at Georgia (11/13/99)
Passing TDs	5	Daniel Cobb vs. La. Tech (10/20/01)
Receptions	10	Ronney Daniels vs. UCF (11/6/99)
Receiving Yards	249	Ronney Daniels vs. UCF (11/6/99)
TD Receptions	2	11 times, last by Rod Smith vs. New Mexico St. (9/22/07)
Punts	10	Damon Duval vs. Miss. State (10/7/00)
Punt Average	54.7	Kody Bliss vs. La.-Monroe (11/1/03)
Punts Inside 20	4	Clinton Durst vs. La.-Monroe (8/30/08)
	4	Patrick Tatum vs. New Mex St. (9/22/07)
	4	Kody Bliss vs. LSU (9/16/06), at Georgia (11/15/03), vs. USC (8/30/03)
Punt Returns	7	Tre Smith vs. South Carolina (10/1)
	7	Roderick Hood vs. W. Carolina (9/7/02)
Punt Return Yards	109	Joe Walkins vs. Ball State (9/1/01)
Kickoff Returns	6	Carnell Williams vs. La. Tech (10/20/01)
Kickoff Return Yards	182	Tristan Davis vs. Arkansas (10/11/08)
FG Attempts	6	John Vaughn at LSU (10/22/05)
FG Made	4	John Vaughn vs. Florida (10/14/06)
	4	John Vaughn vs. Washington St. (9/2/06)
Interceptions	4	Junior Rosegreen at Tennessee (10/2/04)
Interception Yards	93	Walter McFadden vs. Tennessee Tech (11/3/07)

Auburn Individual Long Plays

Rushing	80	C. Williams vs. Alabama (11/22/03) [TD]
Passing	87	J. Campbell/S. Daniels vs. La. Tech (10/9/04) [TD]
Receiving	87	Silas Daniels vs. La. Tech (10/9/04) [TD]
Field Goal	57	Philip Yost vs. W. Kentucky (9/27/03)
Punt	71	Damon Duval vs. N. Illinois (9/23/00)
Punt Return	66	Robert Dunn vs. Louisiana-Monroe (8/30/08) [TD]
Kickoff Return	100	Tim Carter vs. LSU (9/16/00) [TD]
Interception Return	93	Walter McFadden vs. Tenn. Tech (11/3/07) [TD]

Opponent Team Superlatives

Points Scored	45	Georgia (11/10/07)
Low	0	nine times
First Downs	29	Louisiana Tech (10/21/00)
Low	5	Ball State (9/1/01)
Rushing Plays	52	South Florida (9/8/07)
Low	16	Syracuse (9/22/01)
Net Rushing Yards	328	Kansas State (9/1/07)
Low	36	Tennessee (10/4/03)
Passes Attempted	69	Alabama (11/17/01)
Low	10	Florida (10/14/01)
Passes Completed	47	LSU (9/18/99)
Low	5	Arkansas (10/7/06)
Had Intercepted	5	Louisiana Tech (10/21/00)
Low	0	Mississippi State (9/15/07)
Net Passing Yards	433	Ball State (9/1/01)
Low	32	two times, last at Tenn. (10/2/04)
Total Offensive Plays	90	30 times
Low	44	Louisiana Tech (10/21/00)
Total Net Offense	549	LSU (9/18/99)
Low	92	Tennessee (12/4/04)
Fumbles	5	Alabama (11/17/01)
Low	0	Ball State (9/1/01)
Fumbles Lost	4	South Carolina (10/1/05)
Low	0	23 times
Penalties	16	Mississippi State (9/13/02)
Low	1	49 times
Penalty Yards	141	Kansas State (9/1/07)
Low	7	West Virginia (10/23/08)
		Kansas State (9/1/07)
		West Virginia (10/23/08)
		Alabama (11/18/00)

Opponent Individual Superlatives

Rushing Attempts	33	Shaun Alexander (Alabama), 11/20/99
Net Rushing Yards	241	Fred Talley (Arkansas), 10/12/02
Rushing TDs	3	James Mungro (Syracuse), 9/22/01
Pass Attempts	65	Shaun Alexander (Alabama), 11/20/99
Pass Completions	47	Luke McCown (La. Tech.), 10/21/00
Had Intercepted	5	Luke McCown (La. Tech.), 10/21/00
Net Passing Yards	433	Luke McCown (La. Tech.), 10/21/00
Passing TDs	5	Rex Grossman (Florida), 10/14/00
Receptions	15	James Jordan (La. Tech.), 10/21/00
Receiving Yards	203	Charles Lee (UCF), 11/6/99
TD Receptions	3	Chris Collins (Ole Miss), 11/2/02
Punts	10	Jabar Gaffney (Florida), 10/14/00
Punt Average	50.3	eight players
Punts Inside 20	5	Jonathan Kilger (Georgia), 11/11/00
Punt Returns	7	Chad Cunningham (Tennessee), 9/27/08
Punt Return Yards	96	Ronald Hatcher (Vanderbilt), 9/30/00
Kickoff Returns	5	Deuce McAllister (Ole Miss), 9/9/00
Kickoff Return Yards	162	Carlos Thomas (S. Carolina), 10/1/05
FG Attempts	4	Felix Jones (Arkansas), 10/15/05
FG Made	4	Brandon Brooks (Alabama), 11/22/03)
Interceptions	3	three times
Interception Yards	99	Billy Bennett (Georgia), 11/11/00
		Jeff Chandler (Florida), 10/16/99
		Deon Grant (Tennessee), 10/2/99
		Odell Thurman (Georgia), 11/15/03

Opponent Individual Long Plays

Rushing	83	C.J. Spiller (Clemson), 12/27/07 [TD]
Passing	83	V. Penn/C. Lee (UCF), 11/6/99
Field Goal	49	Brandon Coutu (Georgia), 11/12/05
Punt	73	Blake McAdams (Mississippi State), 9/15/07
Punt Return	87	Deuce McAllister (Ole Miss), 9/9/00
Kickoff Return	96	Brandon Brooks (Alabama), 11/22/03 [TD]
Interception Return	99	Odell Thurman (Georgia), 11/15/03 [TD]

2008 Auburn Football Player Sketches



MIKE BERRY #66
OL
6-3 · 306 · So. · 1L
Antioch, Tenn. (Brentwood Academy)
Pre-Business

2008 — Has seen time in every game this season ... Saw limited action against Louisiana-Monroe, grading at 86 percent overall on 19 snaps ... Graded at 83 percent overall on six offensive snaps against Arkansas ... Started first career game (right guard) vs. West Virginia ... Played 66 snaps vs. WVU, grading out at 85 percent overall ... Started at RG and posted the second best overall o-line grade at 89 percent on 71 snaps vs. Ole Miss ... Had five rondo blocks and one cockroach block vs. Rebels.



MONTEZ BILLINGS #84
WR
6-2 · 183 · Jr. · 2L
Pelham, Ala. (Pelham)
Public Administration

2008 — Did not play against Louisiana-Monroe due to injury ... Started vs. Southern Miss and tied for team lead with three catches (for 30 yards) ... Led Tigers with 68 yards receiving on three catches in victory on the road at Mississippi State ... Matched season-high with three catches vs. LSU for 26 yards ... Hauled in three passes for 16 yards in win vs. Tennessee ... Started, but was held without a catch vs. Vanderbilt snapping a 13 game streak of games played with at least one reception ... Had one catch for 13 yards vs. Arkansas ... Caught three passes for 40 yards including a long of 29 yards vs. Ole Miss.

BILLINGS' CAREER RECEIVING STATS

YEAR	G/GS	NO	YDS	AVG	TD	LP/OPPONENT
2006	11/0	3	47	15.7	0	21/Arkansas State
2007	12/9	28	321	11.5	1	31/LSU
2008	8/8	16	193	12.1	0	31/Mississippi State
Totals	31/17	47	561	11.9	1	31 (2x, last vs. Miss. St., 9/13/08)

BILLINGS' CAREER GAME HIGH STATS

	No.	Opponent	Date
Receptions	6	LSU	10/20/07
Rec. Yards	78	LSU	10/20/07
Rec. TDs	1	LSU	10/20/07

BILLINGS' GAME-BY-GAME STATS

DATE	OPPONENT	REC	YDS	AVG	TD
9/1/07	KANSAS STATE				DID NOT PLAY
9/8/07	SOUTH FLORIDA	1	5	5.0	0
9/15/07	MISSISSIPPI STATE	0	0	0.0	0
9/22/07	NEW MEXICO STATE	0	0	0.0	0
9/29/07	* at Florida	3	56	18.7	0
10/6/07	* VANDERBILT	2	36	18.0	0
10/13/07	* at Arkansas	5	31	6.2	0
10/20/07	* at LSU	6	78	13.0	1
10/27/07	* OLE MISS	2	22	11.0	0
11/3/07	* TENNESSEE TECH	2	44	22.0	0
11/10/07	* at Georgia	3	21	7.0	0
11/24/07	* ALABAMA	3	15	5.0	0
12/31/07	* vs. Clemson (Chick-fil-A)	1	13	13	0

DATE	OPPONENT	REC	YDS	AVG	TD
8/30/08	LOUISIANA-MONROE				DID NOT PLAY
9/6/08	* SOUTHERN MISS	3	30	10.0	0
9/13/08	* MISSISSIPPI STATE	3	68	22.7	0
9/20/08	* LSU	3	26	8.7	0
9/27/08	* TENNESSEE	3	16	5.3	0
10/4/08	* at Vanderbilt	0	0	0.0	0
10/11/08	* ARKANSAS	1	13	13.0	0
10/23/08	* at West Virginia	0	0	0.0	0
11/1/08	* at Ole Miss	3	40	13.3	0
11/8/08	TENNESSEE-MARTIN				
11/15/08	GEORGIA				
11/29/08	at Alabama				



TRAY BLACKMON #10
LB
6-0 · 211 · Jr. · 2L
LaGrange, Ga. (LaGrange)
Undecided

2008 — Second Team Preseason Media All-SEC ... Second Team Preseason Coaches All-SEC ... Phil Steele's Preseason Third Team All-SEC ... Started vs. Louisiana-Monroe and registered two tackles and one QB hurry in limited action ... Made eighth consecutive regular season game start vs. Southern Miss ... Racked up one sack (minus 2 yards) to go with three total tackles vs. Golden Eagles ... Led Tigers with six tackles, five solo, in road win vs. Mississippi State ... Also had one TFL for minus 6 yards vs. Mississippi State ... Tied for team lead with eight tackles vs. LSU ... Did not play vs. Tennessee due to injury ... In limited action vs. Vanderbilt, had one solo tackle and one QB hurry ... Had one assisted tackle vs. Arkansas in limited action ... Out for season after wrist surgery.

BLACKMON'S CAREER DEFENSIVE STATS

YEAR	G/GS	TT	UT	AT	TFL-YDS	QBS-YDS	FF/FR	PD	I/YDS
2006	6/4	18	14	4	2.5-7	0.5-3	0/3	0	0/0
2007	9/9	45	26	19	0.5-2	0.0-0	0/0	2	1/49
2008	6/4	21	13	8	2.0-8	1.0-2	0/0	0/0	0/0
Totals	21/17	84	53	31	5.0-17	1.5-5	0/3	2	1/49

BLACKMON'S CAREER GAME HIGH STATS

	No.	Opponent	Date
Tackles	9	2x (last vs. Ole Miss)	10/27/07
Tackles for loss	1.5	Ole Miss	10/28/06
Sacks	1.0	Southern Miss	9/6/08

BLACKMON'S GAME-BY-GAME STATS

DATE	OPPONENT	TT	UT	AT	TFL-YDS	INT-YDS
9/2/06	WASHINGTON STATE					DID NOT PLAY
9/9/06	at Mississippi State					DID NOT PLAY
9/16/06	LSU					DID NOT PLAY
9/23/06	BUFFALO					DID NOT PLAY
9/28/06	at South Carolina					DID NOT PLAY
10/7/06	ARKANSAS					DID NOT PLAY
10/14/06	FLORIDA	0	0	0	0.0-0	0-0
10/21/06	* TULANE	1	1	0	0.0-0	0-0
10/28/06	at Ole Miss	5	4	1	1.5-5	0-0
11/4/06	* ARKANSAS STATE	2	2	0	1.0-2	0-0
11/11/06	* GEORGIA	4	3	1	0.0-0	0-0
11/18/06	* at Alabama	6	4	2	0.0-0	0-0
11/1/07	vs. Nebraska (Cotton)					DID NOT PLAY

2008 Auburn Football Player Sketches

DATE	OPPONENT	TT	UT	AT	PD	INT-YDS
9/1/07	* KANSAS STATE	3	1	2	1	1-49
9/8/07	SOUTH FLORIDA					DID NOT PLAY
9/15/07	MISSISSIPPI STATE					DID NOT PLAY
9/22/07	NEW MEXICO STATE					DID NOT PLAY
9/29/07	* at Florida	2	0	2	0	0-0
10/6/07	VANDERBILT					DID NOT PLAY
10/13/07	* at Arkansas	9	6	3	0	0-0
10/20/07	* at LSU	3	3	0	0	0-0
10/27/07	* OLE MISS	9	4	5	0	0-0
11/03/07	* TENNESSEE TECH	5	2	3	0	0-0
11/10/07	* at Georgia	3	3	0	0	0-0
11/24/07	* ALABAMA	7	4	3	0	0-0
12/31/07	vs. Clemson (Chick-fil-A)	4	3	1	0	0-0

DATE	OPPONENT	TT	UT	AT	TFL-YDS	QBS-YDS
8/30/08	* LOUISIANA-MONROE	2	1	1	0	0-0
9/6/08	* SOUTHERN MISS	3	2	1	1.0-2	1.0-2
9/13/08	* MISSISSIPPI STATE	6	5	1	1.0-6	0.0-0
9/20/08	* LSU	8	4	4	0.0-0	0.0-0
9/27/08	TENNESSEE					DID NOT PLAY
10/4/08	at Vanderbilt	1	1	0	0.0-0	0.0-0
10/11/08	ARKANSAS	1	0	1	0.0-0	0.0-0
10/23/08	at West Virginia					DID NOT PLAY
11/1/08	at Ole Miss					DID NOT PLAY
11/8/08	TENNESSEE-MARTIN					
11/15/08	GEORGIA					
11/29/08	at Alabama					

DATE	OPPONENT	TT	UT	AT	TFL-YDS	QBS-YDS
8/30/08	* LOUISIANA-MONROE	0	0	0	0.0-0	0.0-0
9/6/08	* SOUTHERN MISS	4	2	2	0.5-0	0.0-0
9/13/08	* MISSISSIPPI STATE	3	2	1	0.0-0	0.0-0
9/20/08	* LSU	0	0	0	0.0-0	0.0-0
9/27/08	TENNESSEE	1	0	1	0.0-0	0.0-0
10/4/08	at Vanderbilt	1	1	0	1.0-1	0.0-0
10/11/08	ARKANSAS	2	1	1	0.0-0	0.0-0
10/23/08	at West Virginia	5	2	3	0.5-1	0.0-0
11/1/08	* at Ole Miss	5	2	3	1.5-4	0.5-1
11/8/08	TENNESSEE-MARTIN					
11/15/08	GEORGIA					
11/29/08	at Alabama					



JASON BOSLEY #68 OL
 6-4 · 274 · Sr. · 3L
 Huntsville, Ala. (Grissom)
 Finance

CAREER — Has played in 31 career games, starting 25.
SPRING 2008 — Received Top Grade Point Average Award and the Pat Dye Leadership Award by the coaching staff following spring drills.

2008 — Started at center in season opener vs. Louisiana-Monroe, grading 95 percent overall (59 plays) with one cockroach block, six pancake blocks and six rodeo blocks ... Made his first career start at right tackle and graded 94 percent overall on 70 plays vs. Southern Miss ... Had five rodeo blocks and two cockroach blocks vs. USM ... Played 76 snaps vs. Mississippi State, grading overall at 82 percent ... Had nine rodeo and three cockroach blocks vs. MSU ... Graded at 88 percent overall on 70 snaps vs. LSU ... Had three rodeo and six cockroach blocks vs. LSU ... Against Tennessee, graded at 72 percent overall on 72 snaps with two rodeo and three cockroach blocks ... On 45 snaps vs. Vanderbilt, graded at 85 percent overall ... Recorded an 83 percent overall grade on 62 snaps vs. Arkansas with six cockroach blocks, one pancake and one rodeo block ... Against West Virginia, started at center and graded at 93 percent overall on 67 snaps with two rodeo and cockroach blocks and one pancake ... Posted high overall grade for o-line at 95 percent on 70 snaps vs. Ole Miss ... Had four rodeo, two pancake and three cockroach blocks vs. Ole Miss ... Has 26 cockroach blocks, 11 pancake blocks and 32 rodeo blocks for the season ... *Named SEC Offensive Lineman of the Week for his performance vs. Southern Miss.*



MIKE BLANC #93 DL
 6-4 · 290 · So. · 1L
 Pompano Beach, Fla. (Deerfield Beach)
 Undecided

2008 — Earned first career start in season opener vs. Louisiana-Monroe ... Started and notched four tackles vs. Southern Miss ... Also had a half a TFL for no gain vs. USM ... Finished with three tackles, two solo, in win vs. Mississippi State ... Had two QB hurries vs. LSU ... Had one assisted tackle vs. Tennessee ... Against Vanderbilt, had one solo tackle, a TFL for minus 1 yard ... Recorded two tackles, one solo, vs. Arkansas ... Tallied a career-best five tackles with half a TFL for minus 1 yard vs. West Virginia ... Started at nose guard vs. Ole Miss and totaled five tackles, two solo, with 1.5 TFLs for minus 4 yards and half a sack for minus 1 yard ... The half sack was the first of his career.

BLANC'S CAREER DEFENSIVE STATS

YEAR	G/GS	TT	UT	AT	TFL-YDS	QBS-YDS	FF/FR	PD	I/YDS
2007	11/0	6	3	3	0.0-0	0.0-0	0/0	0	0-0
2008	9/5	21	10	11	3.5-6	0.5-1	0/0	0	0-0
Totals	20/5	27	13	14	3.5-6	0.5-1	0/0	0	0-0

BLANC'S GAME-BY-GAME STATS

DATE	OPPONENT	TT	UT	AT	TFL-YDS	QBS-YDS
9/1/07	KANSAS STATE	1	1	0	0	0-0
9/8/07	SOUTH FLORIDA	0	0	0	0	0-0
9/15/07	MISSISSIPPI STATE	1	1	0	0	0-0
9/22/07	NEW MEXICO STATE	0	0	0	0	0-0
9/29/07	at Florida					DID NOT PLAY
10/6/07	VANDERBILT	2	0	2	0	0-0
10/13/07	at Arkansas	0	0	0	0	0-0
10/20/07	at LSU	0	0	0	0	0-0
10/27/07	OLE MISS	1	0	1	0	0-0
11/03/07	TENNESSEE TECH	1	1	0	0	0-0
11/10/07	at Georgia	0	0	0	0	0-0
11/24/07	ALABAMA					DID NOT PLAY
12/31/08	vs. Clemson (Chick-fil-A)	0	0	0	0	0-0



KODI BURNS #18 QB
 6-1 · 206 · So. · 1L
 Fort Smith, Ark. (Northside)
 Undecided

SPRING 2008 — Received the Offensive MVP Award for A-Day after completing 14-of-21 passes for 142 yards and one touchdown.

2008 — Started season opener vs. Louisiana-Monroe ... Was second on team in rushing vs. ULM with 69 yards on six carries (11.5 avg./c) before leaving game with lower leg injury in third quarter ... Saw limited action vs. Southern Miss due to injury ... Had a 1-yard touchdown run vs. the Golden Eagles in the third quarter ... Hit 4-of-6 passes for 36 yards, including crucial third down conversion of 10 yards on third down to seal victory vs. Tennessee ... Also rushed eight times for 16 yards vs. Vols ... Threw for 28 yards on 2-of-6 passing with a long of 24 yards to Mario Fannin against Vanderbilt ... Started vs. Arkansas, completing 7-of-18 passes for a career-high 119 yards ... Also rushed for a team-high 38 yards on 15 rushing attempts with a TD (3-yard run) ... Took every snap at QB against West Virginia, throwing for a career-highs in completions (13) and attempts (21) ... Had one TD and one pick with 111 yards vs.

2008 Auburn Football Player Sketches

WVA ... Threw first TD pass of season vs. WVA, a 16-yard screen pass to Brad Lester ... Also rushed for 82 yards on 15 carries vs. WVA with a 9-yard run ... First multi-TD game since Chick-fil-A Bowl vs. Clemson (one rush/one pass TD) ... Set career-highs in pass attempts, completions and yards vs. Ole Miss, going 27-of-43 for 319 yards ... Also rushed for 21 yards on nine carries vs. Rebels ... His 27 completions were three short of total completions for the season (30) and his 319 yards were 10 more than his season total (309) entering the game.

BURNS' CAREER PASSING STATS

YEAR	G/GS	CMP	ATT	PCT	YDS	INT	TD	LP/OPPONENT
2007	9/1	10	26	38.5	145	1	2	58/New Mexico State
2008	7/4	57	106	53.8	628	7	1	42/Ole Miss
Totals	16/5	67	132	50.1	773	8	3	58/New Mexico State

BURNS' CAREER RUSHING STATS

YEAR	G/GS	NO	YDS	AVG	TD	LP/OPPONENT
2007	9/1	54	203	3.8	3	18/Mississippi State
2008	7/4	59	219	3.7	2	23/Louisiana-Monroe
Totals	16/5	113	422	3.7	5	23/Louisiana-Monroe


BURN'S CAREER GAME HIGH STATS

	No.	Opponent	Date
Completions	27	Ole Miss	11/1/08
Pass Attempts	43	Ole Miss	11/1/08
Pass Yards	319	Ole Miss	11/1/08
Pass TDs	1	3x (last vs. West Virginia)	10/23/08
Interceptions	3	Ole Miss	11/1/08
Rush Attempts	22	Mississippi State	9/15/07
Rush Yards	87	Mississippi State	9/15/07
Rush TDs	1	5x (last vs. West Virginia)	10/23/08

BURNS' GAME-BY-GAME PASSING STATS

DATE	OPPONENT	CMP	ATT	YDS	INT	TD
9/1/07	KANSAS STATE					
9/8/07	SOUTH FLORIDA					
9/15/07	MISSISSIPPI STATE	8	12	65	1	0
9/22/07	* NEW MEXICO STATE	1	5	58	0	1
9/29/07	at Florida	0	0	0	0	0
10/6/07	VANDERBILT	0	1	0	0	0
10/13/07	at Arkansas	0	0	0	0	0
10/20/07	at LSU	0	0	0	0	0
10/27/07	OLE MISS	0	0	0	0	0
11/03/07	TENNESSEE TECH	0	4	0	0	0
11/10/07	at Georgia					
11/24/07	ALABAMA					
12/31/07	vs. Clemson (Chick-fil-A)	1	4	22	0	1

DATE	OPPONENT	CMP	ATT	YDS	INT	TD
8/30/08	* LOUISIANA-MONROE	4	9	15	0	0
9/6/08	SOUTHERN MISS	0	3	0	1	0
9/13/08	MISSISSIPPI STATE					
9/20/08	LSU					
9/27/08	TENNESSEE	4	6	36	0	0
10/4/08	at Vanderbilt	2	6	28	0	0
10/11/08	* ARKANSAS	7	18	119	2	0
10/23/08	* at West Virginia	13	21	111	1	1
11/1/08	* at Ole Miss	27	43	319	3	0
11/8/08	TENNESSEE-MARTIN					
11/15/08	GEORGIA					
11/29/08	at Alabama					



JOSH

BYNES

6-2 · 230 · So. · 1L

Lauderdale Lakes, Fla. (Boyd Anderson)

Undecided

#17

LB

2008 — Tied for second on team with six tackles in season opener vs. Louisiana-Monroe ... Recorded one stop (assisted) vs. Southern Miss ... Had two solo tackles vs.


Mississippi ... Played, but did not record a tackle vs. LSU ... Made first career start vs. Tennessee and led team with 11 total tackles, six solo ... Also had one QB hurry vs. Vols ... His 11 tackles vs. UT were two more than season total of nine entering the game ... Made second career start vs. Vanderbilt, recording two tackles ... Against Arkansas, had nine tackles, three solo, and 2.0 TFLs for minus 5 yards and one interception, which was returned for 31 yards ... The INT was the first of his career ... Had five tackles and picked off a pass vs. West Virginia ... INT vs. WVA come on first series of game and ended a WVA scoring threat ... Led team with six solo tackles and totaled eight for the game vs. Ole Miss ... Also had one pass break-up vs. Rebels.

BYNES' CAREER DEFENSIVE STATS

YEAR	G/GS	TT	UT	AT	TFL-YDS	QBS-YDS	FF/FR	PD	I/YDS
2007	5/0	10	8	2	2.0-4	0.0-0	1/0	0	0-0
2008	9/5	44	19	25	2.0-5	0.0-0	0/0	1	2-33
Totals	14/5	54	27	27	4.0-9	0.0-0	1/0	1	2-33

BYNES' GAME-BY-GAME STATS

DATE	OPPONENT	TT	UT	AT	TFL-YDS	QBS-YDS
8/30/08	LOUISIANA-MONROE	6	1	5	0.0-0	0.0-0
9/6/08	SOUTHERN MISS	1	0	1	0.0-0	0.0-0
9/13/08	MISSISSIPPI STATE	2	2	0	0.0-0	0.0-0
9/20/08	LSU	0	0	0	0.0-0	0.0-0
9/27/08	* TENNESSEE	11	6	5	0.0-0	0.0-0
10/4/08	* at Vanderbilt	2	0	2	0.0-0	0.0-0
10/11/08	* ARKANSAS	9	3	6	2.0-5	0.0-0
10/23/08	* at West Virginia	5	1	4	0.0-0	0.0-0
11/1/08	* at Ole Miss	8	6	2	0.0-0	0.0-0
11/8/08	TENNESSEE-MARTIN					
11/15/08	GEORGIA					
11/29/08	at Alabama					



WES

BYRUM

6-1 · 209 · So. · 1L

Ft. Lauderdale, Fla. (St. Thomas Aquinas)

Undecided

#18

K

CAREER — Has connected on two game-winning field goals, at Florida and at Arkansas, both in 2007.

2008 — *Second Team Preseason Media All-SEC ... Athlon Sports Preseason First Team All-SEC ...* Connected on 2-of-3 field goal attempts in season opener vs. Louisiana-Monroe ... Also had four kickoffs vs. ULM with a 66.8 yard average ... Hit both FG attempts vs. Southern Miss including a career-long of 52 yards ... Also made good from 23 yards out vs. Golden Eagles ... Averaged 63.5 yards on two kickoffs vs. USM ... Went 1-of-3 on FG attempts vs. Mississippi State, converting on 35-yard attempt for Auburn's only points in 3-2 win ... Averaged 61.3 yards on three KO's vs. Mississippi State ... Did not attempt a FG vs. LSU, but was 3-for-3 on PAT tries ... Hit only PAT try vs. UT, but missed 35 yard FG attempt ... Missed first PAT of season at Vanderbilt, had hit on 34 straight until miss ... Connected on 2-of-3 FG attempts vs. Arkansas, hitting from 45 and 36 yards ... Hit 19-yard FG and missed 44-yard FG attempt vs. West Virginia ... Also kicked off three times for a 62.3 yard average vs. WVA ... Averaged 67.0 yards on two kickoff's vs. Ole Miss ... Did not have a FG attempt vs. Rebels ... Currently fifth in SEC in FG percentage at 57.1.

BYRUM'S CAREER KICKING STATS

YEAR	FG-A	Pct.	0-19	20-29	30-39	40-49	50+	PAT	Pts
2007	17-23	73.9	0-0	5-5	9-10	3-8	0-0	35-36	86
2008	8-14	57.1	2-2	1-2	3-6	1-3	1-1	16-17	39
Totals	25-37	67.6	2-2	6-7	12-16	4-11	1-1	51-53	125

BYRUM'S CAREER GAME HIGH STATS

	No.	Opponent	Date
FG Attempts	5	Arkansas	10/13/07
FGs Made	3	3x (last vs. Arkansas)	10/13/07

2008 Auburn Football Player Sketches

2008 Field Goal Sequence (Made/Missed):

LOUISIANA-MONROE: 33, 32, 19
 SOUTHERN MISS: 52, 23
 at Mississippi State: 35, 42, 22
 LSU: ---
 TENNESSEE: 35
 at Vanderbilt: ---
 ARKANSAS: 45, 36, 33
 at West Virginia: 19, 44
 at Ole Miss: ---
 UT-Martin:
 GEORGIA:
 at Alabama:



QUINDARIUS #85
CARR WR
 6-1 · 175 · RFr. · RS
 Huntsville, Ala. (Huntsville)
 Undecided

2008 — Hauled in first career reception, for 6 yards, in season opener vs. Louisiana-Monroe ... Had one catch for eight yards vs. Southern Miss ... Had one catch for 28 yards vs. Mississippi State ... Caught one pass for seven yards vs. West Virginia ... Had one 8-yard reception vs. Ole Miss ... Has seen playing time in every game.

CARR'S CAREER RECEIVING STATS

YEAR	G/GS	NO	YDS	AVG	TD	LP/OPPONENT
2008	9/0	5	57	11.4	0	28/Mississippi State

CARR'S GAME-BY-GAME RECEIVING STATS

DATE	OPPONENT	REC	YDS	AVG	TD
8/30/08	LOUISIANA-MONROE	1	6	6.0	0
9/6/08	SOUTHERN MISS	1	8	8.0	0
9/13/08	MISSISSIPPI STATE	1	28	28.0	0
9/20/08	LSU	0	0	0.0	0
9/27/08	TENNESSEE	0	0	0.0	0
10/4/08	at Vanderbilt	0	0	0.0	0
10/11/08	ARKANSAS	0	0	0.0	0
10/23/08	at West Virginia	1	7	7.0	0
11/1/08	at Ole Miss	1	8	8.0	0
11/8/08	TENNESSEE-MARTIN				
11/15/08	GEORGIA				
11/29/08	at Alabama				



ANTOINE #45
CARTER DE
 6-4 · 254 · So. · 1L
 Ft. Lauderdale, Fla. (Dillard)
 Undecided

2008 — Registered one QB hurry and two total tackles in season opener vs. Louisiana-Monroe ... Had one solo tackle vs. Southern Miss ... In limited action, had one QB hurry in win vs. Mississippi State ... Recorded one solo tackle and one QB hurry vs. LSU ... Turned in strong game vs. Tennessee, with 1.5 TFLs (minus 1 yard) including half a sack and two QB hurries ... Finished with three total tackles vs. Vols ... Had two stops, one solo, vs. Vanderbilt ... Did not play vs. Arkansas & West Virginia due to injury ... Returned from injury and recorded a solo sack for minus 8 yards vs. Ole Miss.

CARTER'S CAREER DEFENSIVE STATS

YEAR	G/GS	TT	UT	AT	TFL-YDS	QBS-YDS	FF/FR	PD	I/YDS
2007	13/0	16	8	8	4.0-23	1.5-16	0/0	1	0/0
2008	7/0	10	6	4	2.5-9	1.5-8	0/0	0	0/0
Totals	20/0	26	14	12	6.5-33	3.0-24	0/0	1	0/0

CARTER'S CAREER GAME HIGH STATS

	No.	Opponent	Date
Tackles	4	New Mexico State	9/22/07
Tackles for loss	1.5	3x (last vs. Tennessee)	9/27/08
Sacks	1.0	2x (last vs. Ole Miss)	11/1/08

CARTER'S GAME-BY-GAME STATS

DATE	OPPONENT	TT	UT	AT	TFL-YDS	QBS-YDS
9/1/07	KANSAS STATE	0	0	0	0.0-0	0.0-0
9/8/07	SOUTH FLORIDA	3	2	1	1.0-11	1.0-11
9/15/07	MISSISSIPPI STATE	0	0	0	0.0-0	0.0-0
9/22/07	NEW MEXICO STATE	4	2	2	1.5-6	0.0-0
9/29/07	at Florida	0	0	0	0.0-0	0.0-0
10/6/07	VANDERBILT	3	1	2	1.5-6	0.5-5
10/13/07	at Arkansas	0	0	0	0.0-0	0.0-0
10/20/07	at LSU	2	1	1	0.0-0	0.0-0
10/27/07	OLE MISS	0	0	0	0.0-0	0.0-0
11/03/07	TENNESSEE TECH	2	0	2	0.0-0	0.0-0
11/10/07	at Georgia	0	0	0	0.0-0	0.0-0
11/24/07	ALABAMA	0	0	0	0.0-0	0.0-0
12/31/07	Clemson (Chick-fil-A)	2	2	0	0.0-0	0.0-0

DATE	OPPONENT	TT	UT	AT	TFL-YDS	QBS-YDS
8/30/08	LOUISIANA-MONROE	2	1	1	0.0-0	0.0-0
9/6/08	SOUTHERN MISS	1	1	0	0.0-0	0.0-0
9/13/08	MISSISSIPPI STATE	0	0	0	0.0-0	0.0-0
9/20/08	LSU	1	1	0	0.0-0	0.0-0
9/27/08	TENNESSEE	3	1	2	1.5-0	0.5-0
10/4/08	at Vanderbilt	2	1	1	0.0-0	0.0-0
10/11/08	ARKANSAS				DID NOT PLAY	
10/23/08	at West Virginia				DID NOT PLAY	
11/1/08	at Ole Miss	1	1	0	1.0-8	1.0-8
11/8/08	TENNESSEE-MARTIN					
11/15/08	GEORGIA					
11/29/08	at Alabama					



NEIL #19
CAUDLE QB
 6-3 · 199 · So. · SQ
 Hoover, Ala. (Spain Park)
 Building Science

2008 — Saw limited snaps in first game vs. Louisiana-Monroe.

CAUDLE'S CAREER PASSING STATS

YEAR	G/GS	CMP	ATT	PCT	YDS	INT	TD	LP/OPPONENT
2007	1/0	0	3	.000	---	1	---	---
2008	1/0	0	0	.000	---	0	---	---
Totals	2/0	0	3	.000	---	1	---	---

2008 Auburn Football Player Sketches



ZACH #98
CLAYTON DL
 6-3 · 288 · So. · 1L
 Opelika, Ala. (Opelika)
 Pre-Business



ANTONIO #52
COLEMAN DE
 6-2 · 252 · Jr. · 2L
 Mobile, Ala. (Williamson)
 Criminology

2008 — Registered a pair of solo TFLs (-4 yards) in season opener vs. Louisiana-Monroe ... Had one tackle, a 6-yard sack against Southern Miss ... Sack vs. USM was the first of career ... Picked up two solo tackles against Mississippi State ... Had one solo tackle vs. LSU ... Did not play vs. Tennessee ... Recorded 2.0 TFLs, including a sack, for minus 11 yards and finished with four total tackles (all solo) against Vanderbilt ... Had one assisted tackle vs. Arkansas ... Sacked QB Pat White for minus 15 yards and had two total tackles vs. West Virginia ... Registered a career-high five tackles, two solo, with half a sack for minus 1 yard vs. Ole Miss.

CLAYTON'S CAREER DEFENSIVE STATS

YEAR	G/GS	TT	UT	AT	TFL-YDS	QBS-YDS	FF/FR	PD	I/YDS
2007	10/0	8	4	4	0.5-2	0.0-0	0/0	0	0-0
2008	8/0	18	14	4	6.5-37	3.5-32	0/0	0	0-0
Totals	18/0	26	18	8	7.0-39	3.5-32	0/0	0	0/0

CLAYTON'S GAME-BY-GAME STATS

DATE	OPPONENT	TT	UT	AT	TFL-YDS	QBS-YDS
8/30/08	LOUISIANA-MONROE	2	2	0	2.0-4	0-0
9/6/08	SOUTHERN MISS	1	1	0	1.0-6	1.0-6
9/13/08	MISSISSIPPI STATE	2	2	0	0.0-0	0.0-0
9/20/08	LSU	1	1	0	0.0-0	0.0-0
9/27/08	TENNESSEE	DID NOT PLAY				
10/4/08	at Vanderbilt	4	4	0	2.0-11	1.0-10
10/11/08	ARKANSAS	1	0	1	0.0-0	0.0-0
10/23/08	at West Virginia	2	2	0	1.0-15	1.0-15
11/1/08	at Ole Miss	5	2	3	0.5-1	0.5-1
11/8/08	TENNESSEE-MARTIN					
11/15/08	GEORGIA					
11/29/08	at Alabama					



DREW #20
COLE DB
 5-11 · 172 · Fr. · HS
 Picayune, La. (HS)
 Undecided

2008 — Totaled two assisted tackles in season opener vs. Louisiana-Monroe ... Had one solo stop vs. Southern Miss ... Has seen action in seven game on special teams.

COLE'S CAREER DEFENSIVE STATS

YEAR	G/GS	TT	UT	AT	TFL-YDS	QBS-YDS	FF/FR	PD	I/YDS
2008	8/0	3	1	2	0.0-0	0.0-0	0/0	0	0-0

CAREER — Has registered at least one tackle for loss in 16 of his last 23 games played and two or more TFLs in eight of last 21 games ... Is one sacks shy of moving into tie for 10th in career sacks with Stanley McClover (2004-05) with 15.5.

2008 — *Second Team Preseason Media All-SEC ... Athlon Sports Preseason Second Team All-SEC ... Phil Steele's Preseason Second Team All-SEC ... Named to Chuck Bednarik Award Preseason Watch List* ... In season opener vs. Louisiana-Monroe, registered two TFLs (-7), one QB sack (-5), two QB hurries and one forced fumble that was returned for a TD by Michael Goggans ... Recorded a sack, a QB hurry and six total tackles in victory against Southern Miss ... Had one tackle, a 7-yard QB sack vs. Mississippi State ... Registered three tackles, two solo, including 1.5 TFLs for minus three yards vs. LSU ... Also had four QB hurries vs. LSU ... Had four total tackles, three solo, including 1.5 TFLs (minus 7 yards) and 1.0 sacks (minus 4 yards) vs. Tennessee ... Against Vanderbilt, had five tackles (four solo) but did not register a TFL for the first time this season ... Recorded five tackles, four solo, including 2.0 TFLs for minus 3 yards, 1.0 sacks for minus 2 yards and four QB hurries against Arkansas ... Led team with six tackles, five solo, vs. West Virginia ... Also had a sack for minus seven yards and half a TFL for minus 1 yard vs. WVA ... Had five tackles, two solo, with one QB hurry vs. Ole Miss ... Currently second in SEC in sacks per game (0.67), and leads in TFLs per game (1.17) ... *Named SEC Defensive Lineman of the Week (9-29) for performance against Tennessee.*

COLEMAN'S CAREER DEFENSIVE STATS

YEAR	G/GS	TT	UT	AT	TFL-YDS	QBS-YDS	FF/FR	PD	I/YDS
2006	13/0	18	14	4	1.0-3	0.0-0	0/0	0	0/0
2007	13/8	38	29	9	18.5-84	8.5-54	1/1	3	0/0
2008	9/9	40	27	13	10.5-43	1.0-33	1/0	0	0/0
Totals	35/17	96	70	26	30.0-130	14.5-87	2/1	3	0/0

COLEMAN'S CAREER GAME HIGH STATS

	No.	Opponent	Date
Tackles	8	Georgia	11/10/07
Tackles for loss	4.0	Georgia	11/10/07
Sacks	2.0	Ole Miss	10/27/07

COLEMAN'S GAME-BY-GAME STATS

DATE	OPPONENT	TT	UT	AT	TFL-YDS	QBS-YDS
9/2/06	WASHINGTON STATE	3	3	0	0.0-0	0.0-0
9/9/06	at Mississippi State	1	1	0	0.0-0	0.0-0
9/16/06	LSU	0	0	0	0.0-0	0.0-0
9/23/06	BUFFALO	1	0	1	0.0-0	0.0-0
9/28/06	at South Carolina	1	0	1	0.0-0	0.0-0
10/7/06	ARKANSAS	0	0	0	0.0-0	0.0-0
10/14/06	FLORIDA	2	1	1	0.0-0	0.0-0
10/21/06	TULANE	0	0	0	0.0-0	0.0-0
10/28/06	at Ole Miss	1	0	1	0.0-0	0.0-0
11/4/06	ARKANSAS STATE	2	2	0	0.0-0	0.0-0
11/11/06	GEORGIA	2	2	0	0.0-0	0.0-0
11/18/06	at Alabama	2	2	0	1.0-3	0.0-0
11/1/07	vs. Nebraska (Cotton)	3	3	0	0.0-0	0.0-0

2008 Auburn Football Player Sketches

DATE	OPPONENT	TT	UT	AT	TFL-YDS	QBS-YDS
9/1/07	KANSAS STATE	0	0	0	0.0-0	0.0-0
9/8/07	SOUTH FLORIDA	3	2	1	1.0-12	1.0-12
9/15/07	MISSISSIPPI STATE	2	2	0	1.0-4	1.0-4
9/22/07	NEW MEXICO STATE	5	3	2	2.0-4	1.0-2
9/29/07	at Florida	2	1	1	0.0-0	0.0-0
10/6/07	* VANDERBILT	3	2	1	2.0-7	0.0-0
10/13/07	* at Arkansas	3	3	0	2.0-15	1.0-9
10/20/07	* at LSU	4	3	1	2.0-3	0.0-0
10/27/07	* OLE MISS	4	3	1	3.0-18	2.0-12
11/3/07	* TENNESSEE TECH	0	0	0	0.0-0	0.0-0
11/10/07	* at Georgia	8	8	0	4.0-15	1.0-9
11/24/07	* ALABAMA	2	1	1	0.0-0	0.0-0
12/31/07	vs. Clemson (Chick-fil-A)	2	1	1	1.5-6	1.5-6

DATE	OPPONENT	TT	UT	AT	TFL-YDS	QBS-YDS
8/30/08	* LOUISIANA-MONROE	5	4	1	2.0-7	1.0-5
9/6/08	* SOUTHERN MISS	6	2	4	1.0-8	1.0-8
9/13/08	* MISSISSIPPI STATE	1	1	0	1.0-7	1.0-7
9/20/08	* LSU	3	2	1	1.5-3	0.0-0
9/27/08	* TENNESSEE	4	3	1	1.5-7	1.0-4
10/4/08	* at Vanderbilt	5	4	1	0.0-0	0.0-0
10/11/08	* ARKANSAS	5	4	1	2.0-3	0.0-0
10/23/08	* at West Virginia	6	5	1	1.5-8	1.0-7
11/1/08	* at Ole Miss	5	2	3	0.0-0	0.0-0
11/8/08	TENNESSEE-MARTIN					
11/15/08	GEORGIA					
11/29/08	at Alabama					

DAVIS IN THE AUBURN RECORD BOOKS

Season	Davis' Numbers	Rank
Kickoff Return Yardage	713 (2006)	1st
Kickoff Returns	28 (2006)	T-1st
Kickoff Return Average	27.0 (2006)	4th

DAVIS' CAREER RUSHING STATS

YEAR	G/GS	NO	YDS	AVG	TD	LP/OPPONENT
2005	12/0	11	209	19.0	2	75/Kentucky
2006	12/2	0	0	0.0	0	--
2007	3/0	0	0	0.0	0	--
2008	7/1	8	44	5.5	1	13/2x, last vs. Miss. State 9/13/08
Totals	34/3	19	253	13.3	3	75/Kentucky

DAVIS' CAREER KICK RETURN STATS

YEAR	G	NO	YDS	AVG	TD	LP/OPPONENT
2005	12/0	0	0	0.0	0	--
2006	12/2	28	756	27.0	0	58/Florida
2007	3/0	3	42	14.0	0	23/Florida
2008	7/1	16	431	26.9	1	97/Arkansas
Totals	34/3	47	1,229	26.1	1	97/Arkansas

DAVIS' CAREER GAME HIGH STATS

	No.	Opponent	Date
Tackles	4	2x (last vs. Alabama)	11/18/06
Interceptions	NA		
Rush Attempts	8	Kentucky	11/5/05
Rush Yards	162	Kentucky	11/5/05
Rush TDs	1	3x (last vs. Southern Miss)	9/6/08
Kickoff Returns	5	3x (last vs. Arkansas)	10/11/08
Kick Ret. Yds.	182	Arkansas	10/11/08
Kick Ret. TDs	1	Arkansas	10/11/08

DAVIS RUSHING GAME-BY-GAME STATS

DATE	OPPONENT	ATT	YDS	Avg.	TD	TD Runs
8/30/08	LOUISIANA-MONROE					DID NOT PLAY
9/6/08	SOUTHERN MISS	2	15	7.5	1	13
9/13/08	MISSISSIPPI STATE	5	29	5.8	0	---
9/20/08	* LSU	0	0	0.0	0	---
9/27/08	TENNESSEE					DID NOT PLAY
10/4/08	at Vanderbilt	1	0	0.0	0	---
10/11/08	ARKANSAS	0	0	0.0	0	---
10/23/08	at West Virginia	0	0	0.0	0	---
11/1/08	at Ole Miss	0	0	0.0	0	---
11/8/08	TENNESSEE-MARTIN					
11/15/08	GEORGIA					
11/29/08	at Alabama					



CLAYTON #96
CROFOOT DS
 6-3 · 185 · Jr. · SQ
 Orlando, Fla. (The First Academy)
 Business Management

2008 — Holder on all field goal and PAT attempts ... Has held successfully to help Tigers go 16-for-17 on PAT attempts this year and 8-of-14 FG attempts.



TRISTAN #9
DAVIS RB
 5-10 · 211 · Sr. · 3L
 East Point, Ga. (Tri-Cities)
 Criminology

2008 — Phil Steele's Preseason Honorable Mention All-SEC ... Did not play in season opener vs. Louisiana-Monroe due to injury ... Saw first action of season against Southern Miss ... Had two rushes for 15 yards with a 13-yard TD run vs. Golden Eagles ... The TD run was his first since the 2005 season (Nov. 5, vs. Kentucky) ... Also hauled in one pass for 20 yards vs. USM ... In limited action, ran for 29 yards on five carries vs. Mississippi State ... Also had one kickoff return for 35 yards vs. Mississippi State ... In first start of the season, returned three kickoffs for 40 yards in limited action vs. LSU ... Did not play vs. Tennessee after sustaining a concussion vs. LSU ... Against Vanderbilt, returned two kickoff's for 42 yards with a long of 27 ... Returned kickoff 97 yards for TD vs. Arkansas ... Return was the sixth-longest in AU history and first of his career ... Totaled a career-high 182 KO return yards vs. Razorbacks for a 36.4 average ... The 182 KO yards set a school record and is the eighth-most in SEC history ... Caught one pass for 22 yards and had two KO returns for 84 yards, including a long of 62 yards vs. West Virginia ... Returned two KO's for 34 yards vs. Ole Miss ... Third in SEC in KO returns with a 26.9 average.



TEZ #99
DOOLITTLE DL
 6-3 · 280 · Sr. · 2L
 Opelika, Ala. (Opelika)
 Criminology

2008 — Returned after missing entire 2007 season (achilles) and tied career-high with three tackles in season opener vs. Louisiana-Monroe ... Also had one tackle for loss (-4) vs. Warhawks ... Logged time, but did not record a tackle vs. Southern Miss ... Had a career-best 2.0 TFLs for minus 2 yards in win vs. Mississippi State ... Set career high with four tackles vs. LSU ... Also had half a sack for minus 3 yards vs. LSU ... Earned first career start vs. Tennessee, making two tackles (one solo) and one QB hurry ... Against Vanderbilt, had one PBU, a QB hurry and three tackles (one solo) ... Had a QB hurry, 0.5 TFL and three total tackles against Arkansas ... Recorded one TFL for minus 1 yard to go with two solo tackles vs. West Virginia ... Saw limited snaps vs. Ole Miss due to injury.

2008 Auburn Football Player Sketches

DOOLITTLE'S CAREER DEFENSIVE STATS

YEAR	G/GS	TT	UT	AT	TFL-YDS	QBS-YDS	FF/FR	PD	I/YDS
2004	3/0	3	3	0	0.0-0	0.0-0	0/0	0	0-0
2005	8/0	7	4	3	1.5-5	1.5-5	0/0	0	0-0
2006	11/0	9	6	3	1.5-2	0.0-0	0/0	0	0-0
2008	9/4	19	11	8	5.0-10	0.5-3	0/0	1	0-0
Totals	31/4	38	24	14	8.0-17	2.0-8	0/0	1	0-0

DOOLITTLE'S GAME-BY-GAME STATS

DATE	OPPONENT	TT	UT	AT	TFL-YDS	QBS-YDS
9/2/06	WASHINGTON STATE	0	0	0	0.0-0	0.0-0
9/9/06	at Mississippi State	3	1	2	0.0-0	0.0-0
9/16/06	LSU				DID NOT PLAY	
9/23/06	BUFFALO	1	0	1	0.5-1	0.0-0
9/28/06	at South Carolina				DID NOT PLAY	
10/7/06	ARKANSAS	1	1	0	0.0-0	0.0-0
10/14/06	FLORIDA	0	0	0	0.0-0	0.0-0
10/21/06	TULANE	1	1	0	0.0-0	0.0-0
10/28/06	at Ole Miss	0	0	0	0.0-0	0.0-0
11/4/06	ARKANSAS STATE	2	2	0	1.0-1	0.0-0
11/11/06	GEORGIA	1	1	0	0.0-0	0.0-0
11/18/06	at Alabama	0	0	0	0.0-0	0.0-0
1/1/07	vs. Nebraska (Cotton)	0	0	0	0.0-0	0.0-0

DATE	OPPONENT	TT	UT	AT	TFL-YDS	QBS-YDS
8/30/08	LOUISIANA-MONROE	3	2	1	1.0-4	0.0-0
9/6/08	SOUTHERN MISS	0	0	0	0.0-0	0.0-0
9/13/08	MISSISSIPPI STATE	2	2	0	2.0-2	0.0-0
9/20/08	LSU	4	1	3	0.5-3	0.5-3
9/27/08	* TENNESSEE	2	1	1	0.0-0	0.0-0
10/4/08	* at Vanderbilt	3	2	1	0.0-0	0.0-0
10/11/08	* ARKANSAS	3	2	1	0.5-0	0.0-0
10/23/08	* at West Virginia	2	2	0	1.0-1	0.0-0
11/1/08	at Ole Miss	0	0	0	0.0-0	0.0-0
11/8/08	TENNESSEE-MARTIN					
11/15/08	GEORGIA					
11/29/08	at Alabama					



ROBERT

#3

DUNN

WR

6-0 · 177 · Sr. · 3L

Augusta, Ga. (Laney)

Psychology

2008 — In season opener vs. Louisiana-Monroe, returned second punt of the game 66 yards for a touchdown ... It was the first punt return for score of career and the longest punt return of career ... First punt return for TD by an AU player since 1996 ... Against Southern Miss, had 130 yards of total offense with 103 coming on punt returns (4/25.8 ypr) ... Also hauled in two passes for 21 yards vs. USM ... Had first start of season and tied for team high three catches vs. Mississippi State ... Had 37 yards receiving with long of 20 vs. MSU ... Had two punt returns for 22 yards vs. MSU ... Had best game of season with four catches for career-best 60 yards including a 15-yard TD grab vs. LSU ... TD catch gave Auburn a late fourth quarter lead vs. LSU ... Hauled in career-high six catches (54 yards) vs. Tennessee ... Also had 18-yard TD catch vs. Vols ... Has 10 catches for 114 yards (11.4) with two TD's in the last two games ... Did not play vs. Vanderbilt due to injury ... Saw limited time vs. Arkansas and did not have a catch ... Saw limited action vs. West Virginia ... Caught one pass for 8 yards in limited snaps vs. Ole Miss.

DUNN'S CAREER RECEIVING STATS

YEAR	G/GS	NO	YDS	AVG	TD	LP/OPPONENT
2005	8/0	2	29	14.5	0	23/Mississippi State
2006	13/0	5	52	10.4	0	14/LSU
2007	11/3	19	211	11.1	2	33/Vanderbilt
2008	8/4	16	180	11.3	2	29/LSU
Totals	40/7	42	472	11.2	4	33/Vanderbilt

DUNN'S CAREER PUNT RETURN STATS

YEAR	G	NO	YDS	AVG	TD	LP/OPPONENT
2005	8/0	5	36	7.2	0	12/Mississippi State
2006	13/0	22	120	5.5	0	35/Buffalo
2007	11/3	32	301	9.4	0	57/Kansas State
2008	8/4	9	193	21.4	1	66/Louisiana-Monroe
Totals	40/7	68	650	9.6	1	66/Louisiana-Monroe

DUNN'S CAREER GAME HIGH STATS

	No.	Opponent	Date
Receptions	6	Tennessee	9/27/08
Rec. Yards	60	LSU	9/20/08
Rec. TDs	2	Tennessee Tech	11/3/07
Punt Returns	8	Arkansas	10/13/07
Punt Ret. Yds.	74	Kansas State	9/1/07

DUNN'S GAME-BY-GAME RECEIVING STATS

DATE	OPPONENT	REC	YDS	AVG	TD
9/2/06	WASHINGTON STATE	0	0	0.0	0
9/9/06	at Mississippi State	0	0	0.0	0
9/16/06	LSU	1	14	14.0	0
9/23/06	BUFFALO	0	0	0.0	0
9/28/06	at South Carolina	1	8	8.0	0
10/7/06	ARKANSAS	0	0	0.0	0
10/14/06	FLORIDA	1	14	14.0	0
10/21/06	TULANE	0	0	0.0	0
10/28/06	at Ole Miss	2	16	8.0	0
11/4/06	ARKANSAS STATE	0	0	0.0	0
11/11/06	GEORGIA	0	0	0.0	0
11/18/06	at Alabama	0	0	0.0	0
1/1/07	vs. Nebraska (Cotton)	0	0	0.0	0

DATE	OPPONENT	REC	YDS	AVG	TD
9/1/07	KANSAS STATE	1	6	6.0	0
9/8/07	SOUTH FLORIDA	2	15	7.5	0
9/15/07	* MISSISSIPPI STATE	2	6	3.0	0
9/22/07	* NEW MEXICO STATE	3	26	8.7	0
9/29/07	at Florida	0	0	0.0	0
10/6/07	VANDERBILT	1	33	33.0	0
10/13/07	at Arkansas	1	30	30.0	0
10/20/07	at LSU				DID NOT PLAY
10/27/07	OLE MISS				DID NOT PLAY
11/3/07	TENNESSEE TECH	3	42	14.0	2
11/10/07	at Georgia	1	14	14.0	0
11/24/07	ALABAMA	0	0	0.0	0
12/31/07	vs. Clemson (Chick-fil-A)	5	39	7.8	0

DATE	OPPONENT	REC	YDS	AVG	TD
8/30/08	LOUISIANA-MONROE	0	0	0.0	0
9/6/08	SOUTHERN MISS	2	21	10.0	0
9/13/08	* MISSISSIPPI STATE	3	37	12.3	0
9/20/08	* LSU	4	60	15.0	1
9/27/08	* TENNESSEE	6	54	9.0	1
10/4/08	at Vanderbilt				DID NOT PLAY
10/11/08	ARKANSAS	0	0	0.0	0
10/23/08	at West Virginia	0	0	0.0	0
11/1/08	* at Ole Miss	1	8	8.0	0
11/8/08	TENNESSEE-MARTIN				
11/15/08	GEORGIA				
11/29/08	at Alabama				

2008 Auburn Football Player Sketches



CLINTON #97
DURST P
 6-2 · 190 · RFr. · RS
 Destin, Fla. (Ft. Walton Beach)
 Marketing

SPRING 2008 — Named Special Teams MVP of A-Day game after averaging 48.3 yards on three punts with a long punt of 55 yards.

2008 — Punted seven times in season opener vs. Louisiana-Monroe, marking his first game of organized football ... Averaged 43.4 yards per kick vs. ULM with a long of 58 and four punts pinned inside the 20-yard line ... Punted five times for 44.2 ypk average with a long of 53 yards vs. Southern Miss ... Punted a career-high seven times for a 43.6 ypk average vs. Mississippi State ... Had three punts inside the 20-yard line and one touchback vs. MSU ... Did not play vs. LSU ... Punted nine times for 43.7 avg. vs. Tennessee ... Pinned two punts inside the 20-yard line and had a long of 51 yards vs. Vols ... Had a 40.6 average on nine punts with two inside the 20 against Vanderbilt ... Recorded a 48.6 ypp average on five punts vs. Arkansas ... Punted six times vs. West Virginia for a 34.0 average ... Had two punts inside the 20 vs. WVA ... Punted seven times, averaging 40.1 ypp and pinned one inside the 20 vs. Ole Miss ... Currently sixth in SEC and 15th in NCAA with 42.1 ypp average.

DURST'S CAREER PUNTING STATS

YEAR	G	NO	YDS	AVG	IN20	LP/OPPONENT
2008	8	55	2316	42.1	15	58/Louisiana-Monroe



BART #53
EDDINS OL
 6-4 · 287 · So. · 1L
 Montgomery, Ala. (Trinity Presbyterian)
 Pre-Business

2008 — Saw limited action in season opener vs. Louisiana-Monroe, grading 89 percent on 16 snaps ... Logged limited snaps in every game this season.



ZAC #4
ETHERIDGE SS
 5-11 · 210 · So. · 1L
 Troy, Ala. (Charles Henderson)
 Public Administration

2008 — Started season opener vs. Louisiana-Monroe and recorded three tackles, two solo ... Snagged first career interception, coming in fourth quarter vs. Southern Miss ... Also had five tackles, two solo, vs. Golden Eagles ... Broke up one pass and had one solo tackle vs. Mississippi State ... Matched career high and tied for team best with eight tackles, three solo, vs. LSU ... Had six tackles, two solo, with 1.0 TFL for minus 6 yards vs. Tennessee ... Tied career high and finished second on team with eight tackles, five solo, against Vanderbilt ... Broke up one pass and had three tackles, one solo, vs. Arkansas ... Registered five tackles, four solo, vs. West Virginia ... Led the team with a career-best 10 tackles, five solo, vs. Ole Miss.

ETHERIDGE'S CAREER DEFENSIVE STATS

YEAR	G/GS	TT	UT	AT	TFL-YDS	QBS-YDS	FF/FR	PD	INT-YDS
2006	3/0	0	0	0	0.0-0	0.0-0	0/0	0	0-0
2007	12/12	65	39	26	1.5-7	0.5-6	2/1	5	0-0
2008	9/9	49	25	24	1.0-6	0.0-0	0/0	2	1-0
Totals	24/21	114	64	50	2.5-13	0.5-6	2/1	7	1-0

ETHERIDGE'S CAREER GAME HIGH STATS

	No.	Opponent	Date
Tackles	10	vs. Ole Miss	11/1/08
Interceptions	1	vs. Southern Miss	9/06/08

ETHERIDGE'S GAME-BY-GAME STATS

DATE	OPPONENT	TT	UT	AT	PD	INT-YDS
9/1/07	* KANSAS STATE	8	6	2	1	0-0
9/8/07	* SOUTH FLORIDA	6	3	3	1	0-0
9/15/07	* MISSISSIPPI STATE	4	1	3	0	0-0
9/22/07	* NEW MEXICO STATE	5	4	1	1	0-0
9/29/07	* at Florida	6	3	3	0	0-0
10/6/07	* VANDERBILT	4	2	2	0	0-0
10/13/07	* at Arkansas	3	1	2	1	0-0
10/20/07	* at LSU	6	5	1	0	0-0
10/27/07	* OLE MISS	4	2	2	0	0-0
11/3/07	TENNESSEE TECH	DID NOT PLAY				
11/10/07	* at Georgia	5	3	2	1	0-0
11/24/07	* ALABAMA	6	3	3	0	0-0
12/31/07	vs. Clemson (Chick-fil-A)	8	6	2	0	0-0

DATE	OPPONENT	TT	UT	AT	PD	INT-YDS
8/30/08	* LOUISIANA-MONROE	3	2	1	0	0-0
9/6/08	* SOUTHERN MISS	5	2	3	0	1-0
9/13/08	* MISSISSIPPI STATE	1	1	0	1	0-0
9/20/08	* LSU	8	3	5	0	0-0
9/27/08	* TENNESSEE	6	2	4	0	0-0
10/4/08	* at Vanderbilt	8	5	3	0	0-0
10/11/08	* ARKANSAS	3	2	1	1	0-0
10/23/08	* at West Virginia	5	4	1	0	0-0
11/1/08	* at Ole Miss	10	5	5	0	0-0
11/8/08	TENNESSEE-MARTIN					
11/15/08	GEORGIA					
11/29/08	at Alabama					



CHRIS #59
EVANS LB
 6-0 · 220 · Sr. · 3L
 Prichard, Ala. (Blount)
 Business (Information Systems)

SPRING 2008 — Named the Most Improved Linebacker by the coaching staff following spring drills.

2008 — Had two pass break-ups to go along with three total tackles, two solo, in season opener vs. Louisiana-Monroe ... Against Southern Miss, had one pass break-up and four tackles ... Registered three solo tackles in win at Mississippi State in first start of season ... Had season-high five tackles, with three solo, vs. LSU ... Recorded five tackles, three solo, with 1.0 TFL for minus 2 yards vs. Tennessee ... Had one solo stop vs. Vanderbilt ... Started vs. Arkansas and recovered a fumble and tied career-high with eight tackles ... Totaled four tackles, two solo, vs. West Virginia ... Broke up one pass and totaled seven tackles, five solo, vs. Ole Miss ... Has at least one tackle in 22 straight games.

EVANS' CAREER DEFENSIVE STATS

YEAR	G/GS	TT	UT	AT	TFL-YDS	QBS-YDS	FF/FR	PD	I/YDS
2005	10/0	13	7	6	0.5-2	0.0-0	0/0	0	0/0
2006	8/0	2	1	1	0.0-0	0.0-0	0/0	0	0/0
2007	13/9	64	36	28	0.5-2	0.0-0	0/0	5	1/19
2008	9/4	40	21	19	1.0-2	0.0-0	0/1	4	0/0
Totals	40/13	119	65	54	2.0-6	0.0-0	0/1	9	1/19

2008 Auburn Football Player Sketches

EVAN'S CAREER GAME HIGH STATS

No.	Opponent	Date
8	2x (last vs. Arkansas)	10/11/08

EVANS' GAME-BY-GAME STATS

DATE	OPPONENT	TT	UT	AT	TFL-YDS	INT-YDS
9/3/05	GEORGIA TECH				DID NOT PLAY	
9/10/05	MISSISSIPPI STATE	3	3	0	0.0-0	0-0
9/17/05	BALL STATE	1	1	0	0.0-0	0-0
9/24/05	W. KENTUCKY	3	2	1	0.0-0	0-0
10/1/05	SOUTH CAROLINA	4	1	3	0.0-0	0-0
10/15/05	at Arkansas	0	0	0	0.0-0	0-0
10/22/05	at LSU				DID NOT PLAY	
10/29/05	OLE MISS	0	0	0	0.0-0	0-0
11/5/05	at Kentucky	0	0	0	0.0-0	0-0
11/12/05	at Georgia	2	0	2	0.5-2	0-0
11/19/05	ALABAMA	0	0	0	0.0-0	0-0
1/2/06	vs. Wisconsin (Capital One)	0	0	0	0.0-0	0-0

DATE	OPPONENT	TT	UT	AT	TFL-YDS	INT-YDS
9/2/06	WASHINGTON STATE	0	0	0	0.0-0	0-0
9/9/06	at Mississippi State	0	0	0	0.0-0	0-0
9/16/06	LSU				DID NOT PLAY	
9/23/06	BUFFALO	0	0	0	0.0-0	0-0
9/28/06	at South Carolina				DID NOT PLAY	
10/7/06	ARKANSAS				DID NOT PLAY	
10/14/06	FLORIDA				DID NOT PLAY	
10/21/06	TULANE	0	0	0	0.0-0	0-0
10/28/06	at Ole Miss	0	0	0	0.0-0	0-0
11/4/06	ARKANSAS STATE	2	1	1	0.0-0	0-0
11/11/06	GEORGIA				DID NOT PLAY	
11/18/06	at Alabama	0	0	0	0.0-0	0-0
1/1/07	vs. Nebraska (Cotton)	0	0	0	0.0-0	0-0

DATE	OPPONENT	TT	UT	AT	TFL-YDS	INT-YDS
9/1/07	KANSAS STATE	1	1	0	0.5-2	1-19
9/8/07	* SOUTH FLORIDA	14	5	9	0.0-0	0-0
9/15/07	* MISSISSIPPI STATE	8	4	4	0.0-0	0-0
9/22/07	* NEW MEXICO STATE	2	1	1	0.0-0	0-0
9/29/07	at Florida	4	3	1	0.0-0	0-0
10/6/07	* VANDERBILT	6	4	2	0.0-0	0-0
10/13/07	* at Arkansas	5	3	2	0.0-0	0-0
10/20/07	* at LSU	7	4	3	0.0-0	0-0
10/27/07	* OLE MISS	6	3	3	0.0-0	0-0
11/3/07	* TENNESSEE TECH	5	3	2	0.0-0	0-0
11/10/07	* at Georgia	1	0	1	0.0-0	0-0
11/24/07	ALABAMA	4	4	0	0.0-0	0-0
12/31/07	vs. Clemson (Chick-fil-A)	1	1	0	0.0-0	0-0

DATE	OPPONENT	TT	UT	AT	PD	INT-YDS
8/30/08	LOUISIANA-MONROE	3	2	1	2	0-0
9/6/08	SOUTHERN MISS	4	1	3	1	0-0
9/13/08	* MISSISSIPPI STATE	3	3	0	0	0-0
9/20/08	LSU	5	3	2	0	0-0
9/27/08	* TENNESSEE	5	3	2	0	0-0
10/4/08	at Vanderbilt	1	1	0	0	0-0
10/11/08	* ARKANSAS	8	1	7	0	0-0
10/23/08	at West Virginia	4	2	2	0	0-0
11/1/08	* at Ole Miss	7	5	2	1	0-0
11/8/08	TENNESSEE-MARTIN					
11/15/08	GEORGIA					
11/29/08	at Alabama					

three passes for 22 yards (long of 18) against Southern Miss ... Started first game of season and rushed one time for 12 yards and had one catch for 2 yards at Mississippi State ... Saw limited action vs. LSU ... Led team with 88 all-purpose yards vs. Tennessee ... Had three catches for 29 yards and four rushes for 18 yards vs. Vols ... Also returned two kicks for 41 yards vs. UT ... Caught three passes for 56 yards, including a 28-yard TD catch from Chris Todd against Vanderbilt ... The TD catch vs. Vanderbilt was first since Chick-fil-A Bowl against Clemson ... Returned two kicks for 36 yards and had one rush for 4 yards vs. Arkansas ... Rushed for 29 yards on eight carries and returned two KO's for 88 yards with a career-long of 69 yards vs. West Virginia ... Caught two passes for 22 yards with a long of 14 vs. Ole Miss ... Also rushed for 11 yards on five carries vs. Rebels.

FANNIN'S CAREER RUSHING STATS

YEAR	G/GS	NO	YDS	AVG	TD	LP/OPPONENT
2006	3/0	0	0	0.0	0	--
2007	13/2	84	448	5.3	5	67/New Mexico State
2008	9/0	25	106	4.2	0	19/Louisiana-Monroe
Totals	25/2	109	554	5.1	5	67/New Mexico State

FANNIN'S CAREER KOR STATS

YEAR	G	NO	YDS	AVG	TD	LP/OPPONENT
2006	3/0	0	0	0.0	0	--
2007	13/2	19	399	21.0	0	40/Mississippi State
2008	9/0	8	211	26.4	0	69/West Virginia
Totals	25/2	27	610	22.6	0	69/West Virginia

FANNIN'S CAREER RECEIVING STATS

YEAR	G/GS	NO	YDS	AVG	TD	LP/OPPONENT
2006	3/0	0	0	0.0	0	--
2007	13/2	18	176	9.8	2	22/Clemson
2008	9/0	13	131	10.1	1	28/Vanderbilt
Totals	25/2	31	307	9.9	3	28/Vanderbilt

FANNIN'S CAREER GAME HIGH STATS

No.	Opponent	Date
Rush Attempts	15	New Mexico State
Rush Yards	103	New Mexico State
Rush TDs	3	New Mexico State
Receptions	5	Clemson
Rec. Yards	56	Vanderbilt
Kickoff Returns	5	Mississippi State
Kick Ret. Yds.	110	Mississippi State

FANNIN'S GAME-BY-GAME RUSHING STATS

DATE	OPPONENT	ATT	YDS	Avg.	TD	TD Runs
9/1/07	KANSAS STATE	0	0	0.0	0	---
9/8/07	SOUTH FLORIDA	14	62	4.4	1	4
9/15/07	MISSISSIPPI STATE	7	40	5.7	0	---
9/22/07	NEW MEXICO STATE	15	103	6.9	3	1, 5, 67
9/29/07	at Florida	13	62	4.8	0	---
10/6/07	* VANDERBILT	11	54	4.9	1	22
10/13/07	at Arkansas	3	9	3.0	0	---
10/20/07	at LSU	0	0	0.0	0	---
10/27/07	OLE MISS	4	48	12.0	0	---
11/3/07	TENNESSEE TECH	14	52	3.7	0	---
11/10/07	at Georgia	0	0	0.0	0	---
11/24/07	ALABAMA	0	0	0.0	0	---
12/31/07	* vs. Clemson (Chick-fil-A)	3	18	6.0	0	---

DATE	OPPONENT	ATT	YDS	Avg.	TD	TD Runs
8/30/08	LOUISIANA-MONROE	2	21	10.5	0	---
9/6/08	SOUTHERN MISS	1	3	3.0	0	---
9/13/08	* MISSISSIPPI STATE	1	12	12.0	0	---
9/20/08	LSU	0	0	0.0	0	---
9/27/08	TENNESSEE	4	18	4.5	0	---
10/4/08	at Vanderbilt	3	8	2.7	0	---
10/11/08	ARKANSAS	1	4	4.0	0	---
10/23/08	at West Virginia	8	29	3.6	0	---
11/1/08	at Ole Miss	5	11	2.2	0	---
11/8/08	TENNESSEE-MARTIN					
11/15/08	GEORGIA					
11/29/08	at Alabama					



MARIO

#27

FANNIN

WR

5-11 · 222 · So. · 1L

Hampton, Ga. (Lovejoy)

Undecided

2008 — Saw limited action in season opener vs. Louisiana-Monroe after shoulder surgery during the summer ... Had two carries for 21 yards vs. Warhawks ... Caught

2008 Auburn Football Player Sketches



MICHAEL #49
GOGGANS DE
 6-3 · 252 · So. · 1L
 Alexander City, Ala. (Benjamin Russell)
 Undecided



TYRONNE #71
GREEN OL
 6-2 · 309 · Sr. · 3L
 Pensacola, Fla. (Woodham)
 Criminology

SPRING 2008 — Named the Most Improved Defensive Lineman by the coaching staff following spring drills.

2008 — Earned first career start in season opener vs. Louisiana-Monroe ... Recovered forced fumble (Antonio Coleman) and returned it 9 yards for first touchdown of game ... Registered two tackles vs. Warhawks ... Against Southern Miss, had four solo tackles with a TFL (minus 2 yards) and a QB hurry ... Recorded three tackles, including one TFL for minus 3 yards and one QB hurry in win at Mississippi State ... Had one QB hurry and one solo tackle vs. LSU ... Against Tennessee, had three tackles and one QB hurry ... Had one solo tackle vs. Vanderbilt ... Had one QB hurry vs. Arkansas ... Registered three tackles, one solo, vs. West Virginia ... Totaled two solo tackles vs. Ole Miss.

GOGGAN'S CAREER DEFENSIVE STATS

YEAR	G/GS	TT	UT	AT	TFL-YDS	QBS-YDS	FF/FR	PD	I/YDS
2007	13/0	9	4	5	2.0-3	1.0-2	0/1	0	0-0
2008	9/9	19	12	7	8.0-5	0.0-0	0/1	0	0-0
Totals	22/9	28	16	12	4.0-8	1.0-2	0/2	0	0-0

GOGGAN'S CAREER GAME HIGH STATS

	No.	Opponent	Date
Tackles	4	Vanderbilt	10/6/07
Tackles for loss	2.0	Vanderbilt	10/6/07
Sacks	1.0	Vanderbilt	10/6/07

GOGGAN'S GAME-BY-GAME STATS

DATE	OPPONENT	TT	UT	AT	TFL-YDS	QBS-YDS
9/1/07	KANSAS STATE	0	0	0	0.0-0	0.0-0
9/8/07	SOUTH FLORIDA	1	1	0	0.0-0	0.0-0
9/15/07	MISSISSIPPI STATE	0	0	0	0.0-0	0.0-0
9/22/07	NEW MEXICO STATE	0	0	0	0.0-0	0.0-0
9/29/07	at Florida	1	0	1	0.0-0	0.0-0
10/6/07	VANDERBILT	4	2	2	2.0-3	1.0-2
10/13/07	at Arkansas	0	0	0	0.0-0	0.0-0
10/20/07	at LSU	0	0	0	0.0-0	0.0-0
10/27/07	OLE MISS	1	0	1	0.0-0	0.0-0
11/3/07	TENNESSEE TECH	1	1	0	0.0-0	0.0-0
11/10/07	at Georgia	1	0	1	0.0-0	0.0-0
11/24/07	ALABAMA	0	0	0	0.0-0	0.0-0
12/31/07	vs. Clemson (Chick-fil-A)	0	0	0	0.0-0	0.0-0

DATE	OPPONENT	TT	UT	AT	TFL-YDS	QBS-YDS
8/30/08	* LOUISIANA-MONROE	2	1	1	0.0-0	0.0-0
9/6/08	* SOUTHERN MISS	4	4	0	1.0-2	0.0-0
9/13/08	* MISSISSIPPI STATE	3	2	1	1.0-3	0.0-0
9/20/08	* LSU	1	1	0	0.0-0	0.0-0
9/27/08	* TENNESSEE	3	0	3	0.0-0	0.0-0
10/4/08	* at Vanderbilt	1	1	0	0.0-0	0.0-0
10/11/08	* ARKANSAS	0	0	0	0.0-0	0.0-0
10/23/08	* at West Virginia	3	1	2	0.0-0	0.0-0
11/1/08	* at Ole Miss	2	2	0	0.0-0	0.0-0
11/8/08	TENNESSEE-MARTIN					
11/15/08	GEORGIA					
11/29/08	at Alabama					

CAREER — Played in 39 career games, including 22 starts.

2008 — *Second Team Preseason Coaches' All-SEC ... Second Team Preseason Media All-SEC ... Lindy's Preseason Second Team All-American ... Athlon Sports Preseason Second Team All-SEC* ... Started season opener vs. Louisiana-Monroe, grading at 87 percent overall on 56 snaps ... Had nine rodeo blocks vs. ULM ... Graded at 91 percent overall on 71 snaps vs. Southern Miss with 10 rodeo blocks, four pancake blocks and three cockroach blocks ... Led Tigers with 92 percent overall grade on 75 snaps vs. Mississippi State ... Had 14 rodeo, two pancake and two cockroach blocks vs. MSU ... Graded at 92 percent overall on 70 snaps vs. LSU ... Had 11 rodeo, one cockroach and 1.5 pancake blocks vs. LSU ... On 71 snaps vs. Tennessee, graded out at 81 percent overall with 12 rodeo and one pancake block ... Graded at 82 percent overall on 65 snaps vs. Vanderbilt ... Posted an 86 percent overall grade on 56 snaps vs. Arkansas ... Also had seven rodeo, two pancake and two cockroach blocks vs. Razorbacks ... Against West Virginia, posted an overall grade of 80 percent on 66 snaps with two rodeo, three cockroach and half a pancake block ... Graded at 88 percent on 71 snaps vs. Ole Miss ... Had eight rodeo and one cockroach block vs. Rebels ... Has 13 cockroach blocks, 11 pancake blocks and 73 rodeo blocks for the season.



COURTNEY #56
HARDEN LB
 6-0 · 235 · Sr. · 3L
 Leighton, Ala. (Colbert County)
 Criminology

2008 — Broke up one pass and recorded four tackles in season opener vs. Louisiana-Monroe ... Had one assisted tackle vs. Southern Miss ... Saw playing time, but did not record a tackle vs. LSU and Tennessee.

HARDEN'S CAREER DEFENSIVE STATS

YEAR	G/GS	TT	UT	AT	TFL-YDS	QBS-YDS	FF/FR	PD	I/YDS
2005	9/0	6	3	3	0.0-0	0.0-0	0/1	1	0-0
2006	13/0	5	1	4	0.0-0	0.0-0	0/0	0	0-0
2007	12/0	15	8	7	0.0-0	0.0-0	0/0	0	0-0
2008	9/0	5	4	1	0.0-0	0.0-0	0/0	1	0/0
Totals	43/0	31	16	15	0.0-0	0.0-0	0/1	2	0/0

HARDEN'S CAREER GAME HIGH STATS

	No.	Opponent	Date
Tackles	6	New Mexico State	9/22/07

2008 Auburn Football Player Sketches

HARDEN'S GAME-BY-GAME STATS

DATE	OPPONENT	TT	UT	AT	TFL-YDS	INT-YDS
9/1/07	KANSAS STATE	0	0	0	0.0-0	0-0
9/8/07	SOUTH FLORIDA	1	0	1	0.0-0	0-0
9/15/07	MISSISSIPPI STATE	5	3	2	0.0-0	0-0
9/22/07	NEW MEXICO STATE	6	4	2	0.0-0	0-0
9/29/07	at Florida	0	0	0	0.0-0	0-0
10/6/07	VANDERBILT	2	0	2	0.0-0	0-0
10/13/07	at Arkansas	0	0	0	0.0-0	0-0
10/20/07	at LSU	0	0	0	0.0-0	0-0
10/27/07	OLE MISS	0	0	0	0.0-0	0-0
11/3/07	TENNESSEE TECH	1	1	0	0.0-0	0-0
11/10/07	at Georgia				DID NOT PLAY	
11/24/07	ALABAMA	0	0	0	0.0-0	0-0
12/31/07	vs. Clemson (Chick-fil-A)	0	0	0	0.0-0	0-0

DATE	OPPONENT	TT	UT	AT	TFL-YDS	INT-YDS
8/30/08	LOUISIANA-MONROE	4	0	4	0.0-0	0-0
9/6/08	SOUTHERN MISS	1	0	1	0.0-0	0-0
9/13/08	MISSISSIPPI STATE	0	0	0	0.0-0	0-0
9/20/08	LSU	0	0	0	0.0-0	0-0
9/27/08	TENNESSEE	0	0	0	0.0-0	0-0
10/4/08	at Vanderbilt	0	0	0	0.0-0	0-0
10/11/08	ARKANSAS	0	0	0	0.0-0	0-0
10/23/08	at West Virginia	0	0	0	0.0-0	0-0
11/1/08	at Ole Miss	0	0	0	0.0-0	0-0
11/8/08	TENNESSEE-MARTIN					
11/15/08	GEORGIA					
11/29/08	at Alabama					



TIM HAWTHORNE #13
WR
6-3 · 208 · So. · 1L
Homewood, Ala. (Homewood)
Pre-Business

2008 — Played, but did not catch a pass against Louisiana-Monroe and Southern Miss ... Saw limited action in SEC opener vs. Mississippi State ... Had career-best day with two catches for 87 yards vs. LSU ... Also had career long catch of 58 yards vs. LSU that surpassed his career receiving total entering the game by 11 yards ... Started first game of season and had one catch for 38 yards vs. Arkansas ... Had one catch for 5 yards vs. West Virginia ... Hauled in 60 yards receiving on three catches with a long of 21 yards vs. Ole Miss.

HAWTHORNE'S CAREER RECEIVING STATS

YEAR	G/GS	NO	YDS	AVG	TD	LP/OPPONENT
2007	13/3	4	47	11.8	0	8/New Mexico State
2008	9/0	7	190	27.1	0	58/LSU
Totals	22/3	11	237	21.5	0	58/LSU

HAWTHORNE'S CAREER GAME HIGH STATS

	No.	Opponent	Date
Receptions	2	LSU	9/20/08
Rec. Yards	87	LSU	9/20/08

HAWTHORNE'S GAME-BY-GAME STATS

DATE	OPPONENT	REC	YDS	AVG	TD
9/1/07	KANSAS STATE	0	0	0.0	0
9/8/07	SOUTH FLORIDA	0	0	0.0	0
9/15/07	* MISSISSIPPI STATE	0	0	0.0	0
9/22/07	NEW MEXICO STATE	1	4	4.0	0
9/29/07	at Florida	0	0	0.0	0
10/6/07	* VANDERBILT	1	12	12.0	0
10/13/07	at Arkansas	0	0	0.0	0
10/20/07	at LSU	0	0	0.0	0
10/27/07	OLE MISS	0	0	0.0	0
11/3/07	* TENNESSEE TECH	1	19	19.0	0
11/10/07	at Georgia	0	0	0.0	0
11/24/07	ALABAMA	0	0	0.0	0
12/31/07	vs. Clemson (Chick-fil-A)	1	12	12.0	0

DATE	OPPONENT	REC	YDS	AVG	TD
8/30/08	LOUISIANA-MONROE	0	0	0.0	0
9/6/08	SOUTHERN MISS	0	0	0.0	0
9/13/08	MISSISSIPPI STATE	0	0	0.0	0
9/20/08	LSU	2	87	43.5	0
9/27/08	TENNESSEE	0	0	0.0	0
10/4/08	at Vanderbilt	0	0	0.0	0
10/11/08	* ARKANSAS	1	38	38.0	0
10/23/08	at West Virginia	1	5	5.0	0
11/1/08	at Ole Miss	3	60	20.0	0
11/8/08	TENNESSEE-MARTIN				
11/15/08	GEORGIA				
11/29/08	at Alabama				



ADAM HERRING #31
LB
6-1 · 219 · RFr. · RS
Springdale, Ark. (Shiloh Christian)
Undecided

2008 — Played but did not record a tackle in season opener vs. Louisiana-Monroe ... Saw playing time vs. Southern Miss and in SEC opener vs. Mississippi State ... Had one special teams tackle vs. LSU.



D'ANTOINE HOOD #25
DB
5-10 · 184 · Fr. · HS
Phenix City, Ala. (Central-Phenix HS)
Undecided

2008 — Recorded three tackles, one solo, in season opener vs. Louisiana-Monroe ... Had one solo tackle vs. Southern Miss ... Played, but did not record a tackle vs. Mississippi State and LSU ... Saw limited time vs. Tennessee ... Had one solo stop vs. West Virginia ... Started first game vs. Ole Miss and recorded six tackles, three solo, with one pass break-up.

HOOD'S CAREER DEFENSIVE STATS

YEAR	G/GS	TT	UT	AT	TFL-YDS	QBS-YDS	FF/FR	PD	INT-YDS
2008	9/1	12	6	6	0.0-0	0.0-0	0/0	1	0-0

HOOD'S GAME-BY-GAME STATS

DATE	OPPONENT	TT	UT	AT	PD	INT-YDS
8/30/08	LOUISIANA-MONROE	3	1	2	0	0-0
9/6/08	SOUTHERN MISS	1	1	0	0	0-0
9/13/08	MISSISSIPPI STATE	0	0	0	0	0-0
9/20/08	LSU	0	0	0	0	0-0
9/27/08	TENNESSEE	0	0	0	0	0-0
10/4/08	at Vanderbilt	0	0	0	0	0-0
10/11/08	ARKANSAS	1	0	1	0	0-0
10/23/08	at West Virginia	1	1	0	0	0-0
11/1/08	* at Ole Miss	6	3	3	1	0-0
11/8/08	TENNESSEE-MARTIN					
11/15/08	GEORGIA					
11/29/08	at Alabama					

2008 Auburn Football Player Sketches



MORGAN HULL #37
K
 6-2 · 192 · So. · SQ
 Decatur, Ala. (Austin)
 Biomedical Science

2008 — Had three kickoffs in season opener vs. Louisiana-Monroe ... Averaged 68.0 yards per kickoff with one touchback vs. ULM ... Kicked off four times with a 65.0 ypk average and one touchback against Southern Miss ... Averaged 51.2 yards on four kickoffs vs. LSU ... Had three kickoffs vs. Tennessee, averaging 64.3 ypk.



BYRON ISOM #57
OL
 6-3 · 294 · So. · 1L
 Jonesboro, Ga. (Lovejoy)
 Undecided

SPRING 2008 — Named the Most Improved Lineman by the coaching staff following spring drills.

2008 — Earned first career start in season opener vs. Louisiana-Monroe, grading at 87 percent overall on 59 snaps ... Graded 83 percent overall on 76 snaps vs. Southern Miss with 10 rodeo blocks ... Played 75 snaps, grading overall at 88 percent vs. Mississippi State ... Had 11 rodeo, 4.5 pancake and three cockroach blocks vs. MSU ... Graded at 84 percent overall on 70 snaps vs. LSU with nine rodeo, five cockroach and two pancake blocks ... Graded at 81 percent overall on 72 snaps vs. Tennessee with nine rodeo and six cockroach blocks ... On 65 snaps vs. Vanderbilt, graded at 82 percent overall with five cockroach blocks ... Against Arkansas, posted a 90 percent overall grade on 62 snaps with seven rodeo, 9 cockroach and two pancake blocks ... Did not play vs. West Virginia and Ole Miss due to injury ... Has 32 cockroach blocks, 11.5 pancake blocks and 51 rodeo blocks this season.



MERRILL JOHNSON #55
LB
 6-0 · 206 · Sr. · 3L
 Butler, Ala. (Choctaw County)
 Criminology

2008 — Started season opener vs. Louisiana-Monroe and registered three solo tackles with one sack (minus 6 yards) and one forced fumble (first of career) ... Tied for second on team with six tackles vs. Southern Miss ... Had 1.0 TFL for minus 1 yard in road win vs. Mississippi State ... Also had one QB hurry vs. MSU ... Recorded five tackles, four solo, with one pass break-up and one TFL for minus one yard vs. LSU ... Had three tackles, one solo, vs. Tennessee ... Posted strong showing vs. Vanderbilt with 2.0 TFLs for minus 3 yards to go with five total tackles (four solo) ... Broke up a pass and had seven tackles, four solo, vs. Arkansas ... Had half a TFL for minus 1 yard and five tackles, three solo, vs. West Virginia ... Had one solo tackle vs. Ole Miss.

JOHNSON'S CAREER DEFENSIVE STATS

YEAR	G/GS	TT	UT	AT	TFL-YDS	QBS-YDS	FF/FR	PD	I/YDS
2005	11/0	21	11	10	1.0-1	0.0-0	0/0	0	0/0
2006	13/6	35	20	15	3.0-17	1.0-10	0/0	0	0/0
2007	9/4	19	10	9	0.0-0	0.0-0	0/0	0	0/0
2008	9/5	36	23	13	5.5-12	1.0-6	1/0	2	0/0
Totals	42/15	101	64	47	9.5-30	2.0-16	1/0	2	0/0

JOHNSON'S CAREER GAME HIGH STATS

	No.	Opponent	Date
Tackles	9	Ball State	9/17/05
Tackles for loss	2.0	2x (last vs. Vanderbilt)	10/04/08
Sacks	1.0	2x (last vs. ULM)	8/30/08

JOHNSON'S GAME-BY-GAME STATS

DATE	OPPONENT	TT	UT	AT	TFL-YDS	INT-YDS
9/3/05	GEORGIA TECH				DID NOT PLAY	
9/10/05	MISSISSIPPI STATE	0	0	0	0.0-0	0-0
9/17/05	BALL STATE	9	7	2	1.0-1	0-0
9/24/05	W. KENTUCKY	4	1	3	0.0-0	0-0
10/1/05	SOUTH CAROLINA	3	0	3	0.0-0	0-0
10/15/05	at Arkansas	0	0	0	0.0-0	0-0
10/22/05	at LSU	0	0	0	0.0-0	0-0
10/29/05	OLE MISS	3	1	2	0.0-0	0-0
11/5/05	at Kentucky	1	1	0	0.0-0	0-0
11/12/05	at Georgia	1	1	0	0.0-0	0-0
11/19/05	ALABAMA	0	0	0	0.0-0	0-0
1/2/06	vs. Wisconsin (Capital One)	0	0	0	0.0-0	0-0

DATE	OPPONENT	TT	UT	AT	TFL-YDS	INT-YDS
9/2/06	WASHINGTON STATE	4	3	1	0.0-0	0-0
9/9/06	at Mississippi State	5	4	1	0.0-0	0-0
9/16/06	* LSU	5	3	2	1.0-4	0-0
9/23/06	* BUFFALO	7	4	3	1.0-3	0-0
9/28/06	at South Carolina	2	1	1	0.0-0	0-0
10/7/06	* ARKANSAS	0	0	0	0.0-0	0-0
10/14/06	FLORIDA	0	0	0	0.0-0	0-0
10/21/06	TULANE	2	0	2	0.0-0	0-0
10/28/06	* at Ole Miss	1	0	1	0.0-0	0-0
11/4/06	ARKANSAS STATE	6	2	4	1.0-10	0-0
11/11/06	GEORGIA	0	0	0	0.0-0	0-0
11/18/06	at Alabama	0	0	0	0.0-0	0-0
1/1/07	* vs. Nebraska (Cotton)	3	3	0	0.0-0	0-0

DATE	OPPONENT	TT	UT	AT	TFL-YDS	INT-YDS
9/1/07	* KANSAS STATE	2	1	1	0.0-0	0-0
9/8/07	* SOUTH FLORIDA	3	0	3	0.0-0	0-0
9/15/07	MISSISSIPPI STATE				DID NOT PLAY	
9/22/07	NEW MEXICO STATE				DID NOT PLAY	
9/29/07	at Florida				DID NOT PLAY	
10/6/07	VANDERBILT				DID NOT PLAY	
10/13/07	at Arkansas	0	0	0	0.0-0	0-0
10/20/07	at LSU	0	0	0	0.0-0	0-0
10/27/07	OLE MISS	1	1	0	0.0-0	0-0
11/3/07	TENNESSEE TECH	5	4	1	0.0-0	0-0
11/10/07	at Georgia	3	3	0	0.0-0	0-0
11/24/07	* ALABAMA	3	0	3	0.0-0	0-0
12/31/07	* vs. Clemson (Chick-fil-A)	2	1	1	0.0-0	0-0

DATE	OPPONENT	TT	UT	AT	TFL-YDS	INT-YDS
8/30/08	* LOUISIANA-MONROE	3	3	0	1.0-6	0-0
9/6/08	* SOUTHERN MISS	6	2	4	0.0-0	0-0
9/13/08	MISSISSIPPI STATE	2	2	0	2.0-6	0-0
9/20/08	* LSU	5	4	1	1.0-1	0-0
9/27/08	TENNESSEE	3	2	1	0.0-0	0-0
10/4/08	* at Vanderbilt	5	4	1	2.0-3	0-0
10/11/08	ARKANSAS	7	4	3	0.0-0	0-0
10/23/08	* at West Virginia	5	3	2	0.5-1	0-0
11/1/08	at Ole Miss	1	1	0	0.0-0	0-0
11/8/08	TENNESSEE-MARTIN					
11/15/08	GEORGIA					
11/29/08	at Alabama					

2008 Auburn Football Player Sketches



BRAD #1
LESTER RB
 5-11 · 187 · Sr. · 3L
 Lilburn, Ga. (Parkview)
 Adult Education

CAREER — Tied for ninth in AU history with 18 rushing touchdowns ... Needs five rushing TD's to move into tie for eighth with Reggie Ware (1984-87) with 23 ... Is 19th all-time at Auburn in career rushing yards with 1,638 ... Is 29 yards shy of tying Joe Childress for 18th with 1,667 yards.

2008 — Started and rushed 14 times for 52 yards with one touchdown in season opener vs. Louisiana-Monroe ... TD came on 3-yard run in third quarter ... Rushed 12 times for 45 yards against Southern Miss ... Also had two catches for 13 yards vs. USM ... Rushed nine times for 51 yards vs. Mississippi State before leaving due to injury ... Had 26 yards rushing on seven carries to go along with two receptions vs. LSU ... Did not play vs. Tennessee ... In limited action, had two carries for 12 yards vs. Vanderbilt ... Rushed four times for 7 yards vs. Arkansas ... Caught one pass for 16 yards and rushed for 37 yards on 13 carries vs. West Virginia ... Rushed six times for 8 yards vs. Ole Miss.

LESTER'S CAREER RUSHING STATS

YEAR	G/GS	NO	YDS	AVG	TD	LP/OPPONENT
2004	3/0	10	21	2.1	0	11/The Citadel
2005	8/1	52	339	6.5	5	70/Ball State
2006	12/2	104	510	4.9	9	33/Florida
2007	7/5	125	530	4.2	3	17/Vanderbilt
2008	8/7	67	238	3.6	1	15/Mississippi State
Totals	38/15	358	1,638	4.6	18	70/Ball State

LESTER'S CAREER KOR STATS

YEAR	G	NO	YDS	AVG	TD	LP/OPPONENT
2004	3/0	3	75	25.0	0	32/Mississippi State
2005	8/1	4	196	49.0	1	93/Ball State
2006	12/2	6	158	26.3	0	68/Arkansas
2007	7/5	6	96	16.0	0	22/Arkansas
2008	8/7	0	0	0.0	0	--
Totals	38/15	19	525	27.6	1	93/Ball State

LESTER'S CAREER RECEIVING STATS

YEAR	G/GS	NO	YDS	AVG	TD	LP/OPPONENT
2004	3/0	0	0	0.0	0	--
2005	8/1	3	52	17.3	1	38/Western Kentucky
2006	12/2	6	87	14.5	1	36/Tulane
2007	7/5	10	82	8.2	0	18/LSU
2008	8/7	7	37	5.3	0	16/West Virginia
Totals	38/15	26	258	9.9	2	38/Western Kentucky

LESTER'S CAREER GAME HIGH STATS

	No.	Opponent	Date
Rush Attempts	23	Ole Miss	10/27/07
Rush Yards	98	Alabama	11/24/07
Rush TDs	2	5x (last vs. Vanderbilt)	10/6/07
Receptions	5	LSU	10/20/07
Rec. Yards	56	LSU	10/20/07
Rec. TDs	1	2x (last vs. Washington State)	9/2/06
Kickoff Returns	3	Arkansas	10/7/06
Kick Ret. Yds.	100	Arkansas	10/7/06

LESTER'S GAME-BY-GAME RUSHING STATS

DATE	OPPONENT	ATT	YDS	Avg.	TD	TD Runs
9/3/05	GEORGIA TECH	0	0	0.0	0	--
9/10/05	MISSISSIPPI STATE	6	34	5.7	1	6
9/17/05	BALL STATE	7	91	13.0	2	1, 3
9/24/05	W. KENTUCKY	10	64	6.4	0	--
10/1/05	SOUTH CAROLINA	13	53	4.1	2	1, 4
10/15/05	* at Arkansas	7	32	4.6	0	--
10/22/05	at LSU			DID NOT PLAY		
10/29/05	OLE MISS			DID NOT PLAY		
11/5/05	at Kentucky			DID NOT PLAY		
11/12/05	at Georgia	2	34	17.0	0	--
11/19/05	ALABAMA			DID NOT PLAY		
1/2/06	vs. Wisconsin (Capital One)	7	31	4.4	0	--

DATE	OPPONENT	ATT	YDS	Avg.	TD	TD Runs
9/2/06	WASHINGTON STATE	6	37	6.2	1	12
9/9/06	at Mississippi State	5	40	8.0	2	2, 20
9/16/06	LSU	2	0	0.0	0	--
9/23/06	* BUFFALO	18	83	4.6	2	2, 4
9/28/06	at South Carolina	0	0	0.0	0	--
10/7/06	ARKANSAS	4	28	7.0	0	--
10/14/06	FLORIDA	17	94	5.5	0	--
10/21/06	* TULANE	6	23	3.8	1	2
10/28/06	at Ole Miss	14	49	3.5	1	6
11/4/06	ARKANSAS STATE	12	62	5.2	0	--
11/11/06	GEORGIA	5	40	8.0	1	21
11/18/06	at Alabama	15	54	3.6	1	12
1/1/07	vs. Nebraska (Cotton)			DID NOT PLAY		

DATE	OPPONENT	ATT	YDS	Avg.	TD	TD Runs
9/1/07	KANSAS STATE			DID NOT PLAY		
9/8/07	SOUTH FLORIDA			DID NOT PLAY		
9/15/07	MISSISSIPPI STATE			DID NOT PLAY		
9/22/07	NEW MEXICO STATE			DID NOT PLAY		
9/29/07	at Florida			DID NOT PLAY		
10/6/07	VANDERBILT	13	77	5.9	2	17, 5
10/13/07	* at Arkansas	21	89	4.2	0	---
10/20/07	* at LSU	16	68	4.2	0	---
10/27/07	* OLE MISS	23	96	4.2	1	1
11/3/07	TENNESSEE TECH			DID NOT PLAY		
11/10/07	* at Georgia	16	45	2.8	0	---
11/24/07	* ALABAMA	22	98	4.5	0	---
12/31/07	vs. Clemson (Chick-fil-A)	14	57	4.1	0	---

DATE	OPPONENT	ATT	YDS	Avg.	TD	TD Runs
8/30/08	* LOUISIANA-MONROE	14	52	3.7	1	3
9/6/08	* SOUTHERN MISS	12	45	3.8	0	---
9/13/08	* MISSISSIPPI STATE	9	51	5.7	0	---
9/20/08	* LSU	7	26	3.7	0	---
9/27/08	TENNESSEE			DID NOT PLAY		
10/4/08	at Vanderbilt	2	12	6.0	0	---
10/11/08	* ARKANSAS	4	7	1.8	0	---
10/23/08	* at West Virginia	13	37	2.8	0	---
11/1/08	* at Ole Miss	6	8	1.3	0	---
11/8/08	TENNESSEE-MARTIN					
11/15/08	GEORGIA					
11/29/08	at Alabama					

2008 Auburn Football Player Sketches



SEN'DERRICK #94
MARKS DL
 6-1 · 294 · Jr. · 2L
 Mobile, Ala. (Vigor)
 Rehabilitation Services

CAREER — Has made 35 consecutive starts, which is the longest active streak on the team.

2008 — Maxwell Award Watch List ... Playboy Preseason All-America ... Lindy's Preseason First Team All-American ... Named to Outland Trophy and Nagurski watch lists ... Second Team Preseason Media All-SEC ... Second Team Preseason Coaches All-SEC ... Athlon Sports Preseason Third Team All-SEC ... Phil Steele's Preseason Third Team All-SEC ... Blue Ribbon College Football Yearbook Preseason All-SEC Team ... Started and registered two TFLs (minus 5 yards) for only two tackles of the game vs. Louisiana-Monroe ... Had a QB hurry and 1.5 TFLs (minus 5 yards) including four tackles vs. Southern Miss ... Had 2.0 TFLs (minus 8 yards) to go with four total tackles vs. Mississippi State ... Turned in strong performance vs. LSU with seven tackles, three solo, and 1.5 sacks for minus 6 yards ... His 1.5 sacks tied his career best set vs. Washington State in 2006 ... Had two tackles, 1.0 TFL for minus 3 yards and half a sack for minus 1 yard vs. Tennessee ... Also had two pass break-ups and one QB hurry vs. Vols ... Left game vs. Vanderbilt in first half due to injury and did not return ... Had two tackles prior to injury ... Blocked a PAT, had 1.0 TFLs for minus 2 yards and five tackles, one solo, vs. Arkansas ... Had two assisted tackles vs. West Virginia ... Had one solo tackle vs. Ole Miss ... Currently tied for sixth in SEC in TFLs per game (1.00).

MARKS' CAREER DEFENSIVE STATS

YEAR	G/GS	TT	UT	AT	TFL-YDS	QBS-YDS	FF/FR	PD	I/YDS
2005	3/0	1	1	0	0.0-0	0.0-0	0/0	0	0/0
2006	13/13	38	26	12	11.0-32	3.5-13	1/3	2	0/0
2007	13/13	43	20	23	9.0-35	2.0-15	1/1	3	1/8
2008	9/9	29	14	15	9.0-29	2.0-7	0/0	0	0/0
Totals	38/35	111	61	50	29.0-96	7.5-35	2/4	5	1/8

MARKS' CAREER GAME HIGH STATS

	No.	Opponent	Date
Tackles	10	South Florida	9/1/07
Tackles for loss	2.5	2x (last vs. Southern Miss)	9/6/08
Sacks	1.5	2x (last vs. LSU)	9/20/08

MARKS' GAME-BY-GAME STATS

DATE	OPPONENT	TT	UT	AT	TFL-YDS	QBS-YDS
9/2/06	* WASHINGTON STATE	3	2	1	1.5-2	1.5-2
9/9/06	* at Mississippi State	3	3	0	1.0-5	1.0-5
9/16/06	* LSU	2	1	1	0.5-1	0.0-0
9/23/06	* BUFFALO	3	2	1	1.0-6	1.0-6
9/28/06	* at South Carolina	3	3	0	1.0-3	0.0-0
10/7/06	* ARKANSAS	3	2	1	0.0-0	0.0-0
10/14/06	* FLORIDA	3	2	1	0.0-0	0.0-0
10/21/06	* TULANE	2	2	0	0.0-0	0.0-0
10/28/06	* at Ole Miss	2	1	1	1.5-3	0.0-0
11/4/06	* ARKANSAS STATE	0	0	0	0.0-0	0.0-0
11/11/06	* GEORGIA	4	2	2	1.0-3	0.0-0
11/18/06	* at Alabama	5	3	2	1.0-6	0.0-0
1/1/07	* vs. Nebraska (Cotton)	5	3	2	2.5-3	0.0-0

DATE	OPPONENT	TT	UT	AT	TFL-YDS	QBS-YDS
9/1/07	* KANSAS STATE	0	0	0	0.0-0	0.0-0
9/8/07	* SOUTH FLORIDA	10	3	7	0.5-1	0.0-0
9/15/07	* MISSISSIPPI STATE	5	3	2	1.0-1	0.0-0
9/22/07	* NEW MEXICO STATE	3	2	1	1.0-1	0.0-0
9/29/07	* at Florida	4	2	2	2.0-10	0.0-0
10/6/07	* VANDERBILT	2	0	2	0.5-3	0.0-0
10/13/07	* at Arkansas	2	1	1	0.0-0	0.0-0
10/20/07	* at LSU	5	4	1	2.0-13	1.0-11
10/27/07	* OLE MISS	2	1	1	0.0-0	0.0-0
11/3/07	* TENNESSEE TECH	1	0	1	0.0-0	0.0-0
11/10/07	* at Georgia	4	3	1	0.0-0	0.0-0
11/24/07	* ALABAMA	2	0	2	0.5-4	0.5-4
12/31/07	* vs. Clemson (Chick-fil-A)	3	1	2	1.5-2	0.5-0

DATE	OPPONENT	TT	UT	AT	TFL-YDS	QBS-YDS
8/30/08	* LOUISIANA-MONROE	2	2	0	2.0-5	0.0-0
9/6/08	* SOUTHERN MISS	4	3	1	1.5-5	0.0-0
9/13/08	* MISSISSIPPI STATE	3	2	1	1.0-3	0.0-0
9/20/08	* LSU	7	3	4	1.5-6	1.5-6
9/27/08	* TENNESSEE	2	0	2	1.0-3	0.5-1
10/4/08	* at Vanderbilt	2	1	1	0.0-0	0.0-0
10/11/08	* ARKANSAS	5	1	4	1.0-2	0.0-0
10/23/08	* at West Virginia	2	0	2	0.0-0	0.0-0
11/1/08	* at Ole Miss	1	1	0	0.0-0	0.0-0
11/8/08	TENNESSEE-MARTIN					
11/15/08	GEORGIA					
11/29/08	at Alabama					



ANDREW #75
McCAIN OT
 6-6 · 288 · Jr. · 2L
 Birmingham, Ala. (Briarwood Christian)
 Chemistry

2008 — Played 18 snaps in season opener vs. Louisiana-Monroe with one rodeo block ... Got in on six snaps vs. Southern Miss ... Saw limited action vs. Mississippi State and LSU ... Saw playing time vs. Tennessee ... Played 20 snaps vs. Vanderbilt and tied for line-best 88 percent overall grade ... Had one pancake and one cockroach block vs. Vandy.



WALTER #6
McFADDEN DB
 6-0 · 178 · Jr. · 2L
 Pompano Beach, Fla. (Ely)
 Public Administration

SPRING 2008 — Named the Most Improved Defensive Back by the coaching staff following spring drills.

2008 — Earned first career start in season opener vs. Louisiana-Monroe ... Did not register a tackle vs. Warhawks ... Had one TFL (minus five yards), a pass break-up and five tackles against Southern Miss ... Four of five tackles vs. USM were solo ... Intercepted first pass of season with less than three minutes remaining in game to seal victory at Mississippi State ... Also had four solo tackles vs. MSU ... Broke up two passes and had one solo tackle vs. LSU ... Had three tackles vs. Vanderbilt ... Had two pass break-ups, one QB hurry and tied career-best with five tackles, three solo, vs. Arkansas ... Picked off a pass and returned it 18 yards vs. West Virginia ... Also had two solo stops vs. WVA ... Tied a career-high with five tackles vs. Ole Miss ... Currently tied for sixth in SEC in passes defended per game (1.12).

2008 Auburn Football Player Sketches

McFADDEN'S CAREER DEFENSIVE STATS

YEAR	G/GS	TT	UT	AT	TFL-YDS	QBS-YDS	FF/FR	PD	INT-YDS
2006	11/0	2	2	0	0.0-0	0.0-0	0/0	0	0-0
2007	13/0	10	5	5	1.0-4	0.0-0	0/0	1	1-93
2008	9/9	25	14	11	1.0-5	0.0-0	0/0	7	2-18
Totals	33/9	37	21	16	2.0-9	0.0-0	0/0	8	3-111

McFADDEN'S CAREER GAME HIGH STATS

	No.	Opponent	Date
Tackles	5	3x (last vs. Ole Miss)	11/1/08
Interceptions	1	3x (last vs. West Virginia)	10/23/08

McFADDEN'S GAME-BY-GAME STATS

DATE	OPPONENT	TT	UT	AT	PD	INT-YDS
9/1/07	KANSAS STATE	1	0	1	0	0-0
9/8/07	SOUTH FLORIDA	0	0	0	0	0-0
9/15/07	MISSISSIPPI STATE	0	0	0	0	0-0
9/22/07	NEW MEXICO STATE	1	1	0	0	0-0
9/29/07	at Florida	0	0	0	0	0-0
10/6/07	VANDERBILT	2	1	1	0	0-0
10/13/07	at Arkansas	0	0	0	0	0-0
10/20/07	at LSU	1	1	0	0	0-0
10/27/07	OLE MISS	1	0	1	0	0-0
11/3/07	TENNESSEE TECH	0	0	0	0	1-93
11/10/07	at Georgia	0	0	0	0	0-0
11/24/07	ALABAMA	0	0	0	0	0-0
12/31/07	vs. Clemson (Chick-fil-A)	4	2	2	1	0-0

DATE	OPPONENT	TT	UT	AT	PD	INT-YDS
8/30/08	* LOUISIANA-MONROE	0	0	0	0	0-0
9/6/08	* SOUTHERN MISS	5	4	1	1	0-0
9/13/08	* MISSISSIPPI STATE	4	4	0	1	1-0
9/20/08	* LSU	1	1	0	2	0-0
9/27/08	* TENNESSEE	0	0	0	0	0-0
10/4/08	* at Vanderbilt	3	0	3	0	0-0
10/11/08	* ARKANSAS	5	3	2	2	0-0
10/23/08	* at West Virginia	2	2	0	1	1-18
11/1/08	* at Ole Miss	5	0	5	0	0-0
11/8/08	TENNESSEE-MARTIN					
11/15/08	GEORGIA					
11/29/08	at Alabama					



GABE #83
McKENZIE DE
 6-4 · 254 · Jr. · 2L
 Mobile, Ala. (Davidson)
 Criminology

2008 — Switched from tight end to defensive end during preseason camp ... Registered two tackles, one solo, in season opener vs. Louisiana-Monroe ... Recorded two solo tackles against Southern Miss ... Had two tackles in win at Mississippi State ... Against LSU, picked off a pass and returned it for a TD to give AU 14-3 lead ... Also had a half a TFL for minus 1 yard vs. LSU ... Had one solo tackle vs. Vanderbilt ... Had half a TFL vs. West Virginia.

McKENZIE'S CAREER DEFENSIVE STATS

YEAR	G/GS	TT	UT	AT	TFL-YDS	QBS-YDS	FF/FR	PD	I/YDS
2008	9/0	9	5	4	1.0-1	0.0-0	0/0	0	1/24

McKENZIE'S CAREER RECEIVING STATS

YEAR	G/GS	NO	YDS	AVG	TD	LP/OPPONENT
2006	13/0	13	137	10.5	1	25/South Carolina
2007	13/0	13	117	9.0	2	20/Kansas State
Totals	26/0	26	254	9.7	3	25/South Carolina

McKENZIE'S GAME-BY-GAME STATS

DATE	OPPONENT	TT	UT	AT	TFL-YDS	QBS-YDS
8/30/08	LOUISIANA-MONROE	2	1	1	0.0-0	0.0-0
9/6/08	SOUTHERN MISS	2	2	0	0.0-0	0.0-0
9/13/08	MISSISSIPPI STATE	2	1	1	0.0-0	0.0-0
9/20/08	LSU	1	0	1	0.5-1	0.0-0
9/27/08	TENNESSEE	0	0	0	0.0-0	0.0-0
10/4/08	at Vanderbilt	1	1	0	0.0-0	0.0-0
10/11/08	ARKANSAS	0	0	0	0.0-0	0.0-0
10/23/08	at West Virginia	1	0	1	0.5-0	0.0-0
11/1/08	at Ole Miss	0	0	0	0.0-0	0.0-0
11/8/08	TENNESSEE-MARTIN					
11/15/08	GEORGIA					
11/29/08	at Alabama					



MIKE #26
McNEIL S
 6-2 · 201 · So. · 1L
 Mobile, Ala. (W.P. Davidson)
 Undecided

2008 — Made first career start in season opener vs. Louisiana-Monroe, but did not record a tackle ... Registered six tackles, two solo, against Southern Miss ... Recorded first career sack (minus 4 yards) in win at Mississippi State ... Finished with two solo tackles vs. MSU ... Tied for team lead with eight tackles, seven solo, vs. LSU ... Also had one TFL for minus 3 yards vs. LSU ... Third on team in tackles vs. Tennessee with five stops, two solo ... Tied career-best and led team with nine tackles, six solo, against Vanderbilt ... Tied career-best with nine tackles, five solo, vs. Arkansas ... Has 31 tackles, 20 solo, in last four games (LSU, Tennessee, Vandy, Arkansas) ... Tallied one TFL for minus 2 yards and had four tackles, three solo, vs. West Virginia ... Registered five tackles, three solo, vs. Ole Miss

McNEIL'S CAREER DEFENSIVE STATS

YEAR	G/GS	TT	UT	AT	TFL-YDS	QBS-YDS	FF/FR	PD	I/YDS
2007	13/0	35	22	13	0.5-1	0.0-0	0/0	0	0/0
2008	9/9	48	30	18	3.0-9	1.0-4	0/0	0	0/0
Totals	22/9	83	52	31	3.5-10	1.0-4	0/0	0	0/0

McNEIL'S CAREER GAME HIGH STATS

	No.	Opponent	Date
Tackles	9	3x (last vs. Arkansas)	10/11/08

McNEIL'S GAME-BY-GAME STATS

DATE	OPPONENT	TT	UT	AT	PD	INT-YDS
9/1/07	KANSAS STATE	1	0	1	0	0-0
9/8/07	SOUTH FLORIDA	9	4	5	0	0-0
9/15/07	MISSISSIPPI STATE	2	1	1	0	0-0
9/22/07	NEW MEXICO STATE	2	2	0	0	0-0
9/29/07	at Florida	3	3	0	0	0-0
10/6/07	VANDERBILT	4	2	2	0	0-0
10/13/07	at Arkansas	0	0	0	0	0-0
10/20/07	at LSU	5	3	2	0	0-0
10/27/07	OLE MISS	1	0	1	0	0-0
11/3/07	TENNESSEE TECH	6	4	2	0	0-0
11/10/07	at Georgia	0	0	0	0	0-0
11/24/07	ALABAMA	1	0	1	0	0-0
12/31/07	vs. Clemson (Chick-fil-A)	1	1	0	0	0-0

2008 Auburn Football Player Sketches

DATE	OPPONENT	TT	UT	AT	PD	INT-YDS
8/30/08	* LOUISIANA-MONROE	0	0	0	0	0-0
9/6/08	* SOUTHERN MISS	6	2	4	0	0-0
9/13/08	* MISSISSIPPI STATE	2	2	0	0	0-0
9/20/08	* LSU	8	7	1	0	0-0
9/27/08	* TENNESSEE	5	2	3	0	0-0
10/4/08	* at Vanderbilt	9	6	3	0	0-0
10/11/08	* ARKANSAS	9	5	4	0	0-0
10/23/08	* at West Virginia	4	3	1	0	0-0
11/1/08	* at Ole Miss	5	3	2	0	0-0
11/8/08	TENNESSEE-MARTIN					
11/15/08	GEORGIA					
11/29/08	at Alabama					

DATE	OPPONENT	TT	UT	AT	PD	INT-YDS
9/1/07	* KANSAS STATE	5	4	1	2	0-0
9/8/07	* SOUTH FLORIDA	6	5	1	0	0-0
9/15/07	* MISSISSIPPI STATE	5	2	3	1	0-0
9/22/07	* NEW MEXICO STATE	6	3	3	0	0-0
9/29/07	* at Florida	7	4	3	1	0-0
10/6/07	* VANDERBILT	0	0	0	0	0-0
10/13/07	* at Arkansas	4	4	0	0	1-3
10/20/07	* at LSU	6	5	1	0	0-0
10/27/07	* OLE MISS	3	2	1	0	0-0
11/3/07	* TENNESSEE TECH	5	5	0	0	1-12
11/10/07	* at Georgia	4	4	0	0	1-20
11/24/07	* ALABAMA	6	4	2	0	1-0
12/31/07	* vs. Clemson (Chick-fil-A)	6	5	1	1	0-0

DATE	OPPONENT	TT	UT	AT	PD	INT-YDS
8/30/08	* LOUISIANA-MONROE	6	3	3	1	0-0
9/6/08	* SOUTHERN MISS	8	6	2	0	1-0
9/13/08	* MISSISSIPPI STATE	4	4	0	1	0-0
9/20/08	* LSU	4	3	1	1	0-0
9/27/08	* TENNESSEE	3	1	2	0	0-0
10/4/08	* at Vanderbilt	1	0	1	0	1-0
10/11/08	ARKANSAS					DID NOT PLAY
10/23/08	* at West Virginia	4	4	0	0	0-0
11/1/08	at Ole Miss					DID NOT PLAY
11/8/08	TENNESSEE-MARTIN					
11/15/08	GEORGIA					
11/29/08	at Alabama					



JERRAUD POWERS #8
DB
 5-9 · 191 · Jr. · 2L
 Decatur, Ala. (Decatur)
 Public Administration

2008 — Second Team Preseason Media All-SEC ... Second Team Preseason Coaches' All-SEC ... Athlon Sports Preseason Third Team All-SEC ... Started and finished tied for second most tackles on team in season opener vs. Louisiana-Monroe ... Had six stops, three solo, with one pass break-up ... Led team with career-high eight tackles, six solo, vs. Southern Miss ... Had one INT, first of season, and a QB hurry vs. USM ... Broke up one pass and had four solo tackles at Mississippi State ... Registered four tackles, three solo, with one PBU vs. LSU ... Had three tackles, one solo, vs. Tennessee ... Picked off a pass and had one tackle before leaving in first half due to injury vs. Vanderbilt ... Did not return vs. Vandy ... Has at least one PBU in four of last seven games dating back to 2007 ... Did not play vs. Arkansas due to injury ... Registered four solo tackles in return to starting lineup (injury) vs. West Virginia ... Did not play vs. Ole Miss due to injury.

POWERS' CAREER DEFENSIVE STATS

YEAR	G/GS	TT	UT	AT	TFL-YDS	QBS-YDS	FF/FR	PD	I/YDS
2006	13/0	26	20	6	1.0-2	0.0-0	0/1	4	0/0
2007	13/13	63	47	16	4.0-9	0.0-0	0/1	8	4/35
2008	7/7	30	21	9	0.0-0	0.0-0	0/0	3	2/0
Totals	33/20	119	88	31	5.0-11	0.0-0	0/2	15	6/35

POWERS' CAREER GAME HIGH STATS

	No.	Opponent	Date
Tackles	8	Southern Miss	9/6/08
Interceptions	1	6x (last vs. Vanderbilt)	10/4/08

POWERS' GAME-BY-GAME STATS

DATE	OPPONENT	TT	UT	AT	PD	INT-YDS
9/2/06	WASHINGTON STATE	1	1	0	0	0-0
9/9/06	at Mississippi State	1	1	0	0	0-0
9/16/06	LSU	4	4	0	0	0-0
9/23/06	BUFFALO	1	0	1	0	0-0
9/28/06	at South Carolina	4	3	1	1	0-0
10/7/06	ARKANSAS	0	0	0	0	0-0
10/14/06	FLORIDA	1	1	0	0	0-0
10/21/06	TULANE	4	3	1	1	0-0
10/28/06	at Ole Miss	1	1	0	0	0-0
11/4/06	ARKANSAS STATE	2	2	0	1	0-0
11/11/06	GEORGIA	3	1	2	0	0-0
11/18/06	at Alabama	3	3	0	0	0-0
1/1/07	vs. Nebraska (Cotton)	1	0	1	1	0-0



RYAN PUGH #50
OL
 6-4 · 278 · So. · 1L
 Hoover, Ala. (Hoover)
 Undecided

2008 — Has started every game this season In season opener vs. Louisiana-Monroe, grading at 88 percent on 74 snaps with three cockroach blocks, two pancake blocks and six rodeo blocks ... Graded at 89 percent overall on 76 snaps vs. Southern Miss ... Started at center and had 16 rodeo blocks, four cockroach blocks and one pancake blocks vs. USM ... Started second game at center, grading 88 percent overall on 75 snaps vs. Mississippi State ... Had 4.5 pancake blocks and 10 rodeo blocks vs. MSU ... Graded at 91 percent on 70 snaps vs. LSU with 10 rodeo, one cockroach and one pancake block vs. LSU ... On 71 snaps vs. Tennessee, graded at 86 percent overall with eight rodeo blocks ... Posted an 88 percent overall grade on 66 snaps vs. Vanderbilt ... Graded at 86 percent overall on 62 snaps vs. Arkansas ... Had six rode, six cockroach and one pancake blocks vs. Razorbacks ... Posted a team-best 96 percent overall grade on 66 snaps vs. West Virginia ... Also had two rodeo, five cockroach and 2.5 pancake blocs vs. WVA ... Graded at 81 percent overall on 71 snaps vs. Ole Miss ... Had two rodeo and three cockroach blocks vs. Rebels ... Has 60 rodeo blocks, 23 cockroach blocks and 13 pancake blocks for the season.



SPENCER PYBUS #39
LB
 6-0 · 207 · Fr. · HS
 Dothan, Ala. (Northview)
 Undecided

2008 — Has played in every game this season Had one solo tackle and one fumble recovery in first collegiate game vs. Louisiana-Monroe ... Had a QB hurry vs. LSU ... Logged significant time vs. Tennessee, recording three tackles with one solo stop ... Registered two tackles, one solo, vs. Vanderbilt ... Against Arkansas, had 1.0 TFL for minus 4 yards and three tackles, two solo, and one pass break-up ... Had two assisted

2008 Auburn Football Player Sketches

tackles vs. Ole Miss.

PYBUS' CAREER DEFENSIVE STATS

YEAR	G/GS	TT	UT	AT	TFL-YDS	QBS-YDS	FF/FR	PD	I/YDS
2008	9/0	12	5	7	1.0-4	0.0-0	0/1	1	0-0

PYBUS' GAME-BY-GAME STATS

DATE	OPPONENT	TT	UT	AT	TFL-YDS	QBS-YDS
8/30/08	LOUISIANA-MONROE	1	1	0	0.0-0	0.0-0
9/6/08	SOUTHERN MISS	0	0	0	0.0-0	0.0-0
9/13/08	MISSISSIPPI STATE	0	0	0	0.0-0	0.0-0
9/20/08	LSU	0	0	0	0.0-0	0.0-0
9/27/08	TENNESSEE	3	1	2	0.0-0	0.0-0
10/4/08	at Vanderbilt	2	1	1	0.0-0	0.0-0
10/11/08	ARKANSAS	3	2	1	1.0-2	0.0-0
10/23/08	at West Virginia	1	0	1	0.0-0	0.0-0
11/1/08	at Ole Miss	2	0	2	0.0-0	0.0-0
11/8/08	TENNESSEE-MARTIN					
11/15/08	GEORGIA					
11/29/08	at Alabama					



JAKE RICKS #91 DL
6-4 · 300 · Jr. · 2L
Muscle Shoals, Ala. (Colbert County)
Criminology

2008 — Registered two tackles, including one tackle for loss (minus 4 yards) in season opener vs. Louisiana-Monroe ... Saw playing time vs. Southern Miss but did not record a tackle ... Limited playing time vs. Mississippi State and LSU ... Recovered a fumble in the end zone for a touchdown in 14-12 win vs. Tennessee ... Blocked a field goal attempt and had one tackle vs. Vanderbilt ... Played, but did not record a tackle vs. Arkansas ... Had 1.0 TFL for minus 4 yards and two total tackles, tying career high, vs. Ole Miss.

RICKS' CAREER DEFENSIVE STATS

YEAR	G/GS	TT	UT	AT	TFL-YDS	QBS-YDS	FF/FR	PD	I/YDS
2006	6/0	1	0	1	0.5-2	0.0-0	0/1	0	0/0
2007	13/0	8	5	3	2.0-3	0.0-0	0/0	0	0/0
2008	9/0	5	2	3	2.0-8	0.0-0	0/1	0	0/0
Totals	28/0	14	7	7	4.5-13	0.0-0	0/2	0	0/0

RICKS' CAREER GAME HIGH STATS

	No.	Opponent	Date
Tackles	2	4x (last vs. Ole Miss)	11/1/08
Tackles for loss	1.0	4x (last vs. Ole Miss)	11/1/08

RICKS' GAME-BY-GAME STATS

DATE	OPPONENT	TT	UT	AT	TFL-YDS	QBS-YDS
9/1/07	KANSAS STATE	0	0	0	0.0-0	0.0-0
9/8/07	SOUTH FLORIDA	0	0	0	0.0-0	0.0-0
9/15/07	MISSISSIPPI STATE	2	2	0	1.0-2	0.0-0
9/22/07	NEW MEXICO STATE	0	0	0	0.0-0	0.0-0
9/29/07	at Florida	0	0	0	0.0-0	0.0-0
10/6/07	VANDERBILT	0	0	0	0.0-0	0.0-0
10/13/07	at Arkansas	2	1	1	0.0-0	0.0-0
10/20/07	at LSU	1	0	1	0.0-0	0.0-0
10/27/07	OLE MISS	1	0	1	0.0-0	0.0-0
11/3/07	TENNESSEE TECH	1	0	1	0.0-0	0.0-0
11/10/07	at Georgia	1	1	0	1.0-1	0.0-0
11/24/07	ALABAMA	0	0	0	0.0-0	0.0-0
12/31/07	vs. Clemson (Chick-fil-A)	0	0	0	0.0-0	0.0-0

DATE	OPPONENT	TT	UT	AT	TFL-YDS	QBS-YDS
8/30/08	LOUISIANA-MONROE	2	1	1	1.0-4	0.0-0
9/6/08	SOUTHERN MISS	0	0	0	0.0-0	0.0-0
9/13/08	MISSISSIPPI STATE	0	0	0	0.0-0	0.0-0
9/20/08	LSU	0	0	0	0.0-0	0.0-0
9/27/08	TENNESSEE	0	0	0	0.0-0	0.0-0
10/4/08	at Vanderbilt	1	0	1	0.0-0	0.0-0
10/11/08	ARKANSAS	0	0	0	0.0-0	0.0-0
10/23/08	at West Virginia	0	0	0	0.0-0	0.0-0
11/1/08	at Ole Miss	2	1	1	1.0-4	0.0-0
11/8/08	TENNESSEE-MARTIN					
11/15/08	GEORGIA					
11/29/08	at Alabama					



ROBERT SHIVER #60 DS
6-3 · 222 · Sr. · 2L
Thomasville, Ga. (Brookwood)
Marketing

2008 — Has played in every game ... Deep snapper for field goals, PATs and punts.



RYAN SHOEMAKER #21 P
6-0 · 187 · So. · 1L
Birmingham, Ala. (Oak Mountain)
Undecided

2008 — First Team Preseason Media All-SEC ... First Team Preseason Coaches' All-SEC ... Athlon's Preseason Second Team All-SEC ... Phil Steele's Preseason First Team All-SEC ... Against LSU, punted seven times for 35.4 average per kick ... Put two punts inside the 20 and had a long of 51 vs. LSU.

SHOEMAKER'S CAREER PUNTING STATS

YEAR	G	NO	YDS	AVG	IN20	LP/OPPONENT
2007	12	49	2080	42.4	16	62/New Mexico State
2008	1	7	248	35.4	2	51/LSU
Totals	13	56	2328	41.6	18	62/New Mexico State

SHOEMAKER'S CAREER GAME HIGH STATS

	No.	Opponent	Date
Punts	8	Clemson	12/31/07
IN 20	2	9x (last vs. LSU)	9/20/08

SHOEMAKER'S GAME-BY-GAME STATS

DATE	OPPONENT	NO	YDS	AVG	IN20	Long
9/1/07	KANSAS STATE	6	256	42.7	2	53
9/8/07	SOUTH FLORIDA	2	105	52.5	0	53
9/15/07	MISSISSIPPI STATE					DID NOT PLAY
9/22/07	NEW MEXICO STATE	1	62	62.0	0	62
9/29/07	at Florida	5	225	45.0	2	54
10/6/07	VANDERBILT	5	208	41.6	2	54
10/13/07	at Arkansas	3	113	37.7	0	46
10/20/07	at LSU	5	210	42.0	2	53
10/27/07	OLE MISS	3	129	43.0	2	58
11/3/07	TENNESSEE TECH	4	208	52.0	2	64
11/10/07	at Georgia	3	119	44.2	0	44
11/24/07	ALABAMA	4	136	34.0	2	47
12/31/07	vs. Clemson (Chick-fil-A)	8	309	38.6	2	53

2008 Auburn Football Player Sketches

DATE	OPPONENT	NO	YDS	AVG	IN20	Long
8/30/08	LOUISIANA-MONROE			DID NOT PLAY		
9/6/08	SOUTHERN MISSISSIPPI			DID NOT PLAY		
9/13/08	at Mississippi State			DID NOT PLAY		
9/20/08	LSU	7	248	35.4	2	51
9/27/08	TENNESSEE			DID NOT PLAY		
10/4/08	at Vanderbilt			DID NOT PLAY		
10/11/08	ARKANSAS			DID NOT PLAY		
10/23/08	at West Virginia			DID NOT PLAY		
11/1/08	at Ole Miss			DID NOT PLAY		
11/8/08	TENNESSEE-MARTIN			DID NOT PLAY		
11/15/08	GEORGIA					
11/29/08	at Alabama					



MIKE #11
SLADE DB
6-2 · 188 · RFr · RS
Tallahassee, Fla. (Lincoln)
Undecided

2008 — Recorded three tackles in season opener vs. Louisiana-Monroe ... Saw action vs. Southern Miss but did not record a tackle ... Had one solo tackle at Mississippi State ... Played, but did not record a tackle vs. LSU and Tennessee ... Had three tackles, one solo, vs. Arkansas.

SLADE' CAREER DEFENSIVE STATS

YEAR	G/GS	TT	UT	AT	TFL-YDS	QBS-YDS	FF/FR	PD	I/YDS
2008	9/0	7	2	5	0.0-0	0.0-0	0/0	0	0/0

SLADE' GAME-BY-GAME STATS

DATE	OPPONENT	TT	UT	AT	PD	INT-YDS
8/30/08	LOUISIANA-MONROE	3	0	3	0	0-0
9/6/08	SOUTHERN MISS	0	0	0	0	0-0
9/13/08	MISSISSIPPI STATE	1	1	0	0	0-0
9/20/08	LSU	0	0	0	0	0-0
9/27/08	TENNESSEE	0	0	0	0	0-0
10/4/08	at Vanderbilt	0	0	0	0	0-0
10/11/08	ARKANSAS	3	1	2	0	0-0
10/23/08	at West Virginia	0	0	0	0	0-0
11/1/08	at Ole Miss	0	0	0	0	0-0
11/8/08	TENNESSEE-MARTIN					
11/15/08	GEORGIA					
11/29/08	at Alabama					



CHRIS #23
SLAUGHTER WR
6-3 · 179 · So. · 1L
Fort Valley, Ga. (Peach County/Hargrave Prep)
Undecided

2008 — Hauled in four catches for 13 yards with one touchdown in season opener vs. Louisiana-Monroe ... TD was first of career and came on 3-yard pass from Chris Todd ... Had one catch for seven yards against Vanderbilt ... Returned two punts for 16 yards vs. Arkansas ... Had one 2-yard punt return vs. West Virginia ... Had career-best performance vs. Ole Miss, hauling in eight passes for 131 yards ... His eight catches equaled career total (17 games) and his 131 yards surpassed career total by 92 yards (39) ... Also had career-long reception of 42 yards vs. Rebels.

SLAUGHTER'S CAREER RECEIVING STATS

YEAR	G/GS	NO	YDS	AVG	TD	LP/OPPONENT
2007	12/0	3	19	6.3	0	9/New Mexico State
2008	6/0	13	151	11.6	1	42/Ole Miss
Totals	18/0	16	170	10.6	1	42/Ole Miss

SLAUGHTER'S GAME-BY-GAME STATS

DATE	OPPONENT	REC	YDS	AVG	TD
8/30/08	LOUISIANA-MONROE	4	13	3.3	1
9/6/08	SOUTHERN MISS			DID NOT PLAY	
9/13/08	MISSISSIPPI STATE			DID NOT PLAY	
9/20/08	LSU			DID NOT PLAY	
9/27/08	TENNESSEE	0	0	0.0	0
10/4/08	at Vanderbilt	1	7	7.0	0
10/11/08	ARKANSAS	0	0	0.0	0
10/23/08	at West Virginia	0	0	0.0	0
11/1/08	at Ole Miss	8	131	16.4	0
11/8/08	TENNESSEE-MARTIN				
11/15/08	GEORGIA				
11/29/08	at Alabama				



ERIC #32
SMITH RB
5-10 · 232 · Fr. · HS
Seffner, Fla. (Armwood HS)
Undecided

2008 — In first collegiate game, rushed nine times for 66 yards vs. Louisiana-Monroe ... Averaged 7.3 yards per carry vs. Warhawks with a long rush of 19 yards ... Earned first career start and had two rushes for eight yards vs. Southern Miss ... Saw limited time vs. Mississippi State and LSU ... Rushed twice for 1 yard vs. Tennessee ... Caught one pass for 2 yards vs. Arkansas in limited action ... Rushed three times for 3 yards vs. West Virginia.

SMITH'S CAREER RUSHING STATS

YEAR	G/GS	NO	YDS	AVG	TD	LP/OPPONENT
2008	9/1	16	78	4.9	0	19/Louisiana-Monroe

SMITH'S GAME-BY-GAME STATS

DATE	OPPONENT	ATT	YDS	Avg.	TD	TD Runs
8/30/08	LOUISIANA-MONROE	9	66	7.3	0	---
9/6/08	* SOUTHERN MISS	2	8	4.0	0	---
9/13/08	MISSISSIPPI STATE	0	0	0.0	0	---
9/20/08	LSU	0	0	0.0	0	---
9/27/08	TENNESSEE	2	1	0.5	0	---
10/4/08	at Vanderbilt	0	0	0.0	0	---
10/11/08	ARKANSAS	0	0	0.0	0	---
10/23/08	at West Virginia	3	3	1.0	0	---
11/1/08	at Ole Miss	0	0	0.0	0	---
11/8/08	TENNESSEE-MARTIN					
11/15/08	GEORGIA					
11/29/08	at Alabama					



RODGERIQUUS #80
SMITH WR
6-0 · 194 · Sr. · 3L
Snellville, Ga. (South Gwinnett)
Business Administration

CAREER — Has caught a pass in 33 consecutive regular season games with two or more catches in 26 of last 33 ... Is ninth all-time at Auburn in receiving yards with 1,512

2008 Auburn Football Player Sketches

... Is 61 yards shy of tying Byron Franklin (1977-1980) for eighth with 1,573 yards ... Is sixth all-time in receptions with 109 ... Needs 12 catches to tie Frank Sanders (1991-94) for fifth with 121 ... Had streak of 28 consecutive starts snapped vs. Mississippi State.

2008 — *Phil Steele's Preseason Honorable Mention All-SEC* ... Caught a team-high five passes for 57 yards with a long of 33 yards in season opener vs. Louisiana-Monroe ... Had one grab for 21 yards against Southern Miss ... Hauled in two passes for eight yards in win at Mississippi State ... Did not start vs. MSU, snapping streak of 28 games dating back to 2006 ... Matched season-high of five catches for season-best 73 yards vs. LSU ... Caught two passes for seven yards vs. Tennessee ... Had team-high four catches vs. Vanderbilt, including 7-yard TD catch ... Caught two passes for 28 yards vs. Arkansas ... Hauled in two catches for 21 yards vs. West Virginia ... Had two catches for 13 yards before leaving in first half with injury against Ole Miss.

SMITH'S CAREER RECEIVING STATS

YEAR	G/GS	NO	YDS	AVG	TD	LP/OPPONENT
2005	7/0	6	109	18.2	0	38/Mississippi State
2006	13/13	26	452	17.4	4	62/Mississippi State
2007	13/13	52	705	13.6	5	58/New Mexico State
2008	9/7	25	249	10.0	1	33/Louisiana-Monroe
Totals	42/33	109	1,512	13.9	10	62/Mississippi State

SMITH'S CAREER GAME HIGH STATS

	No.	Opponent	Date
Receptions	9	Florida	9/29/07
Rec. Yards	111	Ole Miss	10/27/07
Rec. TDs	2	New Mexico State	9/22/07

SMITH'S GAME-BY-GAME STATS

DATE	OPPONENT	REC	YDS	AVG	TD
9/3/05	GEORGIA TECH				DID NOT PLAY
9/10/05	MISSISSIPPI STATE	1	38	38.0	0
9/17/05	BALL STATE	2	21	10.5	0
9/24/05	W. KENTUCKY	2	30	15.0	0
10/1/05	SOUTH CAROLINA	1	20	20.0	0
10/15/05	at Arkansas	0	0	0.0	0
10/22/05	at LSU				DID NOT PLAY
10/29/05	OLE MISS	0	0	0.0	0
11/5/05	at Kentucky	0	0	0.0	0
11/12/05	at Georgia				DID NOT PLAY
11/19/05	ALABAMA				DID NOT PLAY
1/2/06	vs. Wisconsin (Capital One)				DID NOT PLAY

DATE	OPPONENT	REC	YDS	AVG	TD
9/2/06	* WASHINGTON STATE	2	47	23.5	0
9/9/06	* at Mississippi State	2	85	42.5	1
9/16/06	* LSU	1	17	17.0	0
9/23/06	* BUFFALO	1	14	14.0	0
9/28/06	* at South Carolina	2	37	18.5	0
10/7/06	* ARKANSAS	4	64	16.0	1
10/14/06	* FLORIDA	3	33	11.0	0
10/21/06	* TULANE	2	4	2.0	0
10/28/06	* at Ole Miss	4	46	11.5	1
11/4/06	* ARKANSAS STATE	1	16	16.0	0
11/11/06	* GEORGIA	1	34	34.0	1
11/18/06	* at Alabama	3	55	18.3	0
1/1/07	* vs. Nebraska (Cotton)	0	0	0.0	0

DATE	OPPONENT	REC	YDS	AVG	TD
9/1/07	* KANSAS STATE	1	55	55.0	0
9/8/07	* SOUTH FLORIDA	3	34	11.3	0
9/15/07	* MISSISSIPPI STATE	4	78	19.5	0
9/22/07	* NEW MEXICO STATE	3	86	28.7	2
9/29/07	* at Florida	9	102	11.3	0
10/6/07	* VANDERBILT	3	23	7.7	1
10/13/07	* at Arkansas	4	19	4.8	0
10/20/07	* at LSU	6	56	9.3	1
10/27/07	* OLE MISS	8	111	13.8	1
11/3/07	* TENNESSEE TECH	2	29	14.5	0
11/10/07	* at Georgia	2	21	10.5	0
11/24/07	* ALABAMA	3	46	15.3	0
12/31/07	* vs. Clemson (Chick-fil-A)	4	45	11.2	0

DATE	OPPONENT	REC	YDS	AVG	TD
8/30/08	* LOUISIANA-MONROE	5	57	11.4	0
9/6/08	* SOUTHERN MISS	1	21	21.0	0
9/13/08	MISSISSIPPI STATE	2	8	4.0	0
9/20/08	LSU	5	73	14.6	0
9/27/08	* TENNESSEE	2	7	3.5	0
10/4/08	* at Vanderbilt	4	18	4.5	1
10/11/08	* ARKANSAS	2	28	14.0	0
10/23/08	* at West Virginia	2	21	11.0	0
11/1/08	* at Ole Miss	2	13	6.5	0
11/8/08	TENNESSEE-MARTIN				
11/15/08	GEORGIA				
11/29/08	at Alabama				



CRAIG **#46**
STEVENS **LB**
6-2 · 222 · So. · 1L
Tallahassee, Fla. (Lincoln)
Pre-Business

2008 — Started season opener vs. Louisiana-Monroe and recorded one pass break-up and three tackles, two solo ... Registered four tackles, three solo, and one fumble recovery against Southern Miss ... Returned fumble 6 yards ... Had four tackles, with three solo, in win at Mississippi State ... Had season-best five tackles, two solo, vs. LSU ... Broke up a pass and had three solo tackles, and one assisted stop, vs. Tennessee ... Recorded career-best seven tackles, five solo, with half a TFL for minus 1 yard vs. Arkansas ... Had four tackles, two solo, vs. West Virginia ... Totaled a career-best eight tackles, with three solo, vs. Ole Miss.

STEVENS' CAREER DEFENSIVE STATS

YEAR	G/GS	TT	UT	AT	TFL-YDS	QBS-YDS	FF/FR	PD	I/YDS
2006	3/0	6	3	3	1.0-1	0.0-0	0/0	0	0/0
2007	10/8	35	20	15	0.0-0	0.0-0	1/0	1	0/0
2008	9/9	39	23	16	0.5-1	0.0-0	0/1	2	0/0
Totals	22/17	80	46	34	1.5-2	0.0-0	1/1	3	0/0

STEVENS' CAREER GAME HIGH STATS

	No.	Opponent	Date
Tackles	8	Ole Miss	11/1/08

STEVENS' GAME-BY-GAME STATS

DATE	OPPONENT	TT	UT	AT	TFL-YDS	QBS-YDS
9/1/07	KANSAS STATE	3	1	2	0.0-0	0-0
9/8/07	SOUTH FLORIDA	2	1	1	0.0-0	0-0
9/15/07	* MISSISSIPPI STATE	3	1	2	0.0-0	0-0
9/22/07	* NEW MEXICO STATE	6	3	3	0.0-0	0-0
9/29/07	* at Florida	4	2	2	0.0-0	0-0
10/6/07	* VANDERBILT	5	4	1	0.0-0	0-0
10/13/07	* at Arkansas	6	5	1	0.0-0	0-0
10/20/07	* at LSU	2	1	1	0.0-0	0-0
10/27/07	* OLE MISS	2	1	1	0.0-0	0-0
11/3/07	TENNESSEE TECH					DID NOT PLAY
11/10/07	at Georgia					DID NOT PLAY
11/24/07	ALABAMA					DID NOT PLAY
12/31/07	* vs. Clemson (Chick-fil-A)	2	1	1	0.0-0	0-0

DATE	OPPONENT	TT	UT	AT	TFL-YDS	QBS-YDS
8/30/08	* LOUISIANA-MONROE	3	2	1	0.0-0	0.0-0
9/6/08	* SOUTHERN MISS	4	3	1	0.0-0	0.0-0
9/13/08	* MISSISSIPPI STATE	4	3	1	0.0-0	0.0-0
9/20/08	* LSU	5	2	3	0.0-0	0.0-0
9/27/08	* TENNESSEE	4	3	1	0.0-0	0.0-0
10/4/08	* at Vanderbilt	0	0	0	0.0-0	0.0-0
10/11/08	* ARKANSAS	7	5	2	0.5-1	0.0-0
10/23/08	* at West Virginia	4	2	2	0.0-0	0.0-0
11/1/08	* at Ole Miss	8	3	5	0.0-0	0.0-0
11/8/08	TENNESSEE-MARTIN					
11/15/08	GEORGIA					
11/29/08	at Alabama					

2008 Auburn Football Player Sketches



JAMES #16
SWINTON WR
 6-0 · 178 · Sr. · 2L
 Tucker, Ga. (Tucker)
 Public Administration

2008 — Earned first career start in season opener vs. Louisiana-Monroe ... Hauled in one pass for 4-yards vs. Warhawks ... Did not play vs. Southern Miss ... Limited playing time vs. Mississippi State ... Saw playing time vs. LSU and Tennessee ... Had a 10-yard catch vs. Ole Miss.

SWINTON'S CAREER RECEIVING STATS

YEAR	G/GS	NO	YDS	AVG	TD	LP/OPPONENT
2005	4/0	1	11	11.0	0	11/Ball State
2006	7/0	1	12	12.0	0	12/Buffalo
2007	9/0	1	16	16.0	0	16/Kansas State
2008	7/1	2	14	7.0	0	10/Ole Miss
Totals	27/1	5	53	10.6	0	16/Kansas State

SWINTON'S CAREER GAME HIGH STATS

	No.	Opponent	Date
Receptions	1	5x (last vs. Ole Miss)	11/1/08
Rec. Yards	16	Kansas State	9/1/07

SWINTON'S GAME-BY-GAME STATS

DATE	OPPONENT	REC	YDS	AVG	TD
8/30/08	* LOUISIANA-MONROE	1	4	4.0	0
9/6/08	SOUTHERN MISS			DID NOT PLAY	
9/13/08	MISSISSIPPI STATE	0	0	0.0	0
9/20/08	LSU	0	0	0.0	0
9/27/08	TENNESSEE	0	0	0.0	0
10/4/08	at Vanderbilt	0	0	0.0	0
10/11/08	ARKANSAS	0	0	0.0	0
10/23/08	at West Virginia			DID NOT PLAY	
11/1/08	at Ole Miss	1	10	10.0	0
11/8/08	TENNESSEE-MARTIN				
11/15/08	GEORGIA				
11/29/08	at Alabama				



BEN #44
TATE RB
 5-11 · 215 · Jr. · 2L
 Newark, Md. (Snow Hill)
 Criminology

CAREER — Four 100-yard rushing games, including one 150-yard rushing game (156 vs. Tulane, 2006) ... 33rd player in AU history to record 1,000 yards rushing ... 16th on career rushing list with 1,868 yards ... Needs 16 yards to tie Phil Gargis (1973-76) for 15th with 1,884 yards and 77 yards to tie Fob James (1952-55) for 14th with 1,913 yards.

2008 — *Second Team Preseason Media All-SEC ... Second Team Preseason Coaches' All-SEC ... Athlon Sports Preseason Second Team All-SEC ... Phil Steele's Preseason Third Team All-SEC ... Named to Maxwell Award Preseason Watch List ...* Picked up fourth-career 100-yard rushing effort with 115 yards on 13 carries vs. Louisiana-Monroe ... Averaged 8.8 yards per carry and had a career-long run of 49 yards vs. Warhawks ... Recorded 122 yards total offense vs. Southern Miss ... Had 71 yards rushing on 15 carries and 51 yards receiving on three catches vs. USM ... Scored on 1-yard run vs. Golden Eagles ... Ran for a game-high 92 yards on 20 carries in win at Mississippi State ... Had long run of 39 yards late in fourth quarter to help AU run out clock vs. MSU ... Led team with 45 yards rushing on 19 carries with a TD vs. LSU ... TD run came from 1-yard out

... Ran for 70 yards on 19 carries and had one 4-yard catch vs. Tennessee ... Rushed for a game-high 108 yards on 27 carries vs. Vanderbilt ... His 27 carries marked a career-high ... Also had one catch for 9 yards vs. Vandy ... Netted 32 yards on eight carries vs. Arkansas ... Had two catches for 2 yards and 5 yards rushing in limited action vs. West Virginia ... Rushed five times for 35 yards and had a 27-yard TD run vs. Ole Miss ... Currently sixth in SEC in rushing yards per game at 63.7.

TATE'S CAREER RUSHING STATS

YEAR	G/GS	NO	YDS	AVG	TD	LP/OPPONENT
2006	9/0	54	392	7.3	3	42/Buffalo
2007	13/7	202	903	4.5	8	44/Vanderbilt
2008	9/2	131	573	4.4	3	49/Louisiana-Monroe
Totals	31/9	387	1,868	4.8	14	49/Louisiana-Monroe

TATE'S CAREER GAME HIGH STATS

	No.	Opponent	Date
Rush Attempts	27	Vanderbilt	10/4/06
Rush Yards	156	Tulane	10/21/06
Rush TDs	2	Buffalo	9/23/06


TATE'S GAME-BY-GAME RUSHING STATS

DATE	OPPONENT	ATT	YDS	Avg.	TD	TD Runs
9/2/06	WASHINGTON STATE	0	0	0.0	0	--
9/9/06	at Mississippi State	4	1	0.3	0	--
9/16/06	LSU			DID NOT PLAY		
9/23/06	BUFFALO	7	114	16.3	2	42, 28
9/28/06	at South Carolina			DID NOT PLAY		
10/7/06	ARKANSAS			DID NOT PLAY		
10/14/06	FLORIDA			DID NOT PLAY		
10/21/06	TULANE	26	156	6.0	1	1
10/28/06	at Ole Miss	0	0	0.0	0	--
11/4/06	ARKANSAS STATE	11	93	8.5	0	--
11/11/06	GEORGIA	2	5	2.5	0	--
11/18/06	at Alabama	0	0	0.0	0	--
11/1/07	vs. Nebraska (Cotton)	4	23	5.8	0	--

DATE	OPPONENT	ATT	YDS	Avg.	TD	TD Runs
9/1/07	* KANSAS STATE	23	82	3.6	0	--
9/8/07	* SOUTH FLORIDA	14	61	4.4	0	--
9/15/07	* MISSISSIPPI STATE	15	91	6.1	1	28
9/22/07	* NEW MEXICO STATE	21	111	5.3	1	2
9/29/07	* at Florida	20	65	3.3	1	3
10/6/07	* VANDERBILT	9	96	10.7	1	4
10/13/07	at Arkansas	23	91	4.0	0	--
10/20/07	* at LSU	10	17	1.7	0	--
10/27/07	OLE MISS	15	72	4.8	0	--
11/3/07	* TENNESSEE TECH	14	35	2.5	1	2
11/10/07	at Georgia	13	58	4.5	1	7
11/24/07	ALABAMA	11	77	7.0	1	3
12/31/07	vs. Clemson (Chick-fil-A)	14	47	3.4	1	1

DATE	OPPONENT	ATT	YDS	Avg.	TD	TD Runs
8/30/08	LOUISIANA-MONROE	13	115	8.8	0	---
9/6/08	SOUTHERN MISS	15	71	4.7	1	1
9/13/08	MISSISSIPPI STATE	20	92	4.6	0	---
9/20/08	LSU	19	45	2.4	1	1
9/27/08	* TENNESSEE	19	70	3.7	0	---
10/4/08	* at Vanderbilt	27	108	4.0	0	---
10/11/08	ARKANSAS	8	32	4.0	0	---
10/23/08	at West Virginia	5	5	1.0	0	---
11/1/08	at Ole Miss	5	35	7.0	1	27
11/8/08	TENNESSEE-MARTIN					
11/15/08	GEORGIA					
11/29/08	at Alabama					

2008 Auburn Football Player Sketches



NEIKO #15
THORPE DB
 6-2 · 171 · Fr. · HS
 Tucker, Ga. (HS)
 Undecided

2008 — In first collegiate action, led Tigers with seven tackles including five solo vs. Louisiana-Monroe ... Also broke up two passes vs. Warhawks ... Forced a fumble and had one solo tackle vs. Southern Miss ... Had two solo tackles vs. LSU ... Recorded four total tackles, three solo, against Tennessee ... Broke up two passes and had two tackles vs. Vanderbilt ... In first career start, recorded first career INT and returned it 59 yards vs. Arkansas ... The return is tied for 16th longest in AU history ... Also had seven tackles, three solo, vs. Razorbacks ... Left game in first half due to injury vs. West Virginia ... Did not play vs. Ole Miss due to injury.

THORPE' CAREER DEFENSIVE STATS

YEAR	G/GS	TT	UT	AT	TFL-YDS	QBS-YDS	FF/FR	PD	IYDS
2008	8/1	19	12	7	0.0-0	0.0-0	1/0	4	1/59

THORPE'S GAME-BY-GAME STATS

DATE	OPPONENT	TT	UT	AT	PD	INT-YDS
8/30/08	LOUISIANA-MONROE	7	5	2	2	0-0
9/6/08	SOUTHERN MISS	1	1	0	0	0-0
9/13/08	MISSISSIPPI STATE	0	0	0	0	0-0
9/20/08	LSU	2	2	0	0	0-0
9/27/08	TENNESSEE	4	3	1	0	0-0
10/4/08	at Vanderbilt	2	1	1	2	0-0
10/11/08	* ARKANSAS	7	3	4	0	1-59
10/23/08	at West Virginia	0	0	0	0	0-0
11/1/08	at Ole Miss					DID NOT PLAY
11/8/08	TENNESSEE-MARTIN					
11/15/08	GEORGIA					
11/29/08	at Alabama					



CHRIS #12
TODD QB
 6-4 · 219 · Jr. · TR
 Elizabethtown, Ky (Elizabethtown/Hutchinson CC)
 Business Finance

2008 — Threw for a team-high 70 yards on 9-of-18 passing in first game of season vs. Louisiana-Monroe ... Threw for only passing touchdown of the game, connecting with Chris Slaughter on a 3-yard scoring strike vs. Warhawks ... Had long completion of 33 yards vs. ULM ... Earned first start and threw for 248 yards vs. Southern Miss ... Completed 21-of-31 passes (68 percent) with a long of 27 yards vs. Golden Eagles ... Hit 14-of-26 passes for 154 yards in win on the road vs. Mississippi State ... Threw for 250 yards on 17-of-32 (53 percent) passing with a TD vs. LSU ... TD pass came on 15-yard connection with Robert Dunn Completed 14-of-23 passes (60.1) for 93 yards with one TD vs. Tennessee TD pass was from 18 yards out to Robert Dunn ... Threw a pair of TD passes vs. Vanderbilt ... Saw limited action vs. Arkansas, hitting 3-of-10 passes for 18 yards ... Currently ninth in SEC in passing average per game at 129.0, ninth in pass efficiency at 106.6 and 10th in total offense at 120.0.

TODD'S CAREER PASSING STATS

YEAR	G/GS	CMP	ATT	PCT	YDS	INT	TD	LP/OPPONENT
2008	7/5	86	156	55.1	903	6	5	58/LSU

TODD'S GAME-BY-GAME STATS

DATE	OPPONENT	CMP	ATT	YDS	INT	TD
8/30/08	LOUISIANA-MONROE	9	18	70	1	1
9/6/08	* SOUTHERN MISS	21	31	248	0	0
9/13/08	* MISSISSIPPI STATE	14	26	154	0	0
9/20/08	* LSU	17	32	250	2	1
9/27/08	* TENNESSEE	14	23	93	1	1
10/4/08	* at Vanderbilt	8	16	70	1	2
10/11/08	ARKANSAS	3	10	18	1	0
10/23/08	at West Virginia					DID NOT PLAY
11/1/08	at Ole Miss					DID NOT PLAY
11/8/08	TENNESSEE-MARTIN					
11/15/08	GEORGIA					
11/29/08	at Alabama					



TOMMY #5
TROTT TE
 6-5 · 242 · Jr. · 2L
 Montgomery, Ala. (Trinity Presbyterian)
 Public Administration

2008 — Started at tight end in season opener vs. Louisiana-Monroe but did not have a reception vs. Warhawks ... Hauled in three passes for 44 yards vs. Southern Miss ... Tied career-high with three catches (19 yards) vs. Tennessee ... Had one catch for eight yards vs. Vanderbilt ... Caught a pair of passes for 31 yards, including a long of 33 yards vs. Arkansas ... The 33-yard reception was a career long ... Led team with 34 yards receiving and four catches vs. West Virginia ... His four catches were a career-best ... Matched career-high with four catches against Ole Miss for 26 yards ... Has 10 catches for 91 yards in the last three games (Arkansas, West Virginia, Ole Miss).

TROTT'S CAREER RECEIVING STATS

YEAR	G/GS	NO	YDS	AVG	TD	LP/OPPONENT
2006	2/0	0	0	0.0	0	-
2006	13/9	10	94	9.4	2	27/Tulane
2007	13/2	4	35	8.8	0	16/Vanderbilt
2008	9/9	15	162	10.8	0	33/Arkansas
Totals	37/20	29	291	10.0	2	33/Arkansas

TROTT'S CAREER GAME HIGH STATS

No.	Opponent	Date	
Receptions	4	2x (last vs. Ole Miss)	11/1/08
Rec. Yards	44	Southern Miss	9/6/08
Rec. TDs	1	2x (last vs. Tulane)	10/21/06

TROTT'S GAME-BY-GAME STATS

DATE	OPPONENT	REC	YDS	AVG	TD
9/2/06	WASHINGTON STATE	0	0	0.0	0
9/9/06	at Mississippi State	0	0	0.0	0
9/16/06	LSU	1	2	2.0	0
9/23/06	* BUFFALO	0	0	0.0	0
9/28/06	* at South Carolina	3	31	10.3	1
10/7/06	* ARKANSAS	2	-1	-2.0	0
10/14/06	* FLORIDA	1	14	14.0	0
10/21/06	* TULANE	1	27	27.0	1
10/28/06	* at Ole Miss	2	21	10.5	0
11/4/06	* ARKANSAS STATE	0	0	0.0	0
11/11/06	* GEORGIA	0	0	0.0	0
11/18/06	* at Alabama	0	0	0.0	0
11/1/07	* vs. Nebraska (Cotton)	0	0	0.0	0

2008 Auburn Football Player Sketches

DATE	OPPONENT	REC	YDS	AVG	TD
9/1/07	* KANSAS STATE	1	8	8.0	0
9/8/07	SOUTH FLORIDA	0	0	0.0	0
9/15/07	MISSISSIPPI STATE	0	0	0.0	0
9/22/07	NEW MEXICO STATE	0	0	0.0	0
9/29/07	at Florida	0	0	0.0	0
10/6/07	VANDERBILT	1	16	16.0	0
10/13/07	at Arkansas	0	0	0.0	0
10/20/07	at LSU	0	0	0.0	0
10/27/07	* OLE MISS	0	0	0.0	0
11/3/07	TENNESSEE TECH	1	9	9.0	0
11/10/07	at Georgia	0	0	0.0	0
11/24/07	ALABAMA	0	0	0.0	0
12/31/07	vs. Clemson (Chick-fil-A)	1	4	4.0	0

DATE	OPPONENT	REC	YDS	AVG	TD
8/30/08	* LOUISIANA-MONROE	0	0	0.0	0
9/6/08	* SOUTHERN MISS	3	44	14.7	0
9/13/08	* MISSISSIPPI STATE	0	0	0.0	0
9/20/08	* LSU	0	0	0.0	0
9/27/08	* TENNESSEE	3	19	6.3	0
10/4/08	* at Vanderbilt	1	8	8.0	0
10/11/08	* ARKANSAS	2	31	15.5	0
10/23/08	* at West Virginia	4	34	8.5	0
11/1/08	* at Ole Miss	4	26	6.5	0
11/8/08	TENNESSEE-MARTIN				
11/15/08	GEORGIA				
11/29/08	at Alabama				



LEE **#73**
ZIEMBA **OL**
6-8 · 290 · So. · 1L
Rogers, Ark. (Rogers)
Undecided

Career — Has started 22 consecutive games on the offensive line.

2008 — *Second Team Preseason Media All-SEC ... Second Team Preseason Coaches' All-SEC ... Phil Steele's Preseason Second Team All-SEC ...* Started at left tackle in season opener vs. Louisiana-Monroe, grading at 91 percent on 61 plays ... Played 74 snaps vs. Southern Miss, grading at 92 percent ... Had nine cockroach blocks, three pancake blocks and 12 rodeo blocks vs. Southern Miss ... Graded 83 percent overall on 77 snaps vs. Mississippi State ... Had 12 rodeo blocks, five cockroach blocks and six pancake blocks vs. MSU ... Graded at 75 percent overall on 71 snaps vs. LSU with nine rodeo, two cockroach and half a pancake blocks ... On 72 snaps vs. Tennessee, graded at 79 percent overall with 12 rodeo blocks and one pancake block ... Graded out at 80 percent on 65 snaps vs. Vanderbilt ... On 62 snaps, graded at 87 percent with two rodeo, two pancake and three cockroach blocks vs. Arkansas ... Posted an 87 percent grade on 71 snaps vs. Ole Miss ... Had seven cockroach and three rodeo blocks vs. Rebels ... Has 38 cockroach blocks, 16 pancake blocks and 61 rodeo blocks on the season.



JONATHAN **#17**
VICKERS **DB**
6-2 · 208 · Sr. · 2L
Athens, Ala. (Athens)
Elementary Education

2008 — Saw limited action against Louisiana-Monroe in season opener and against Southern Miss and Mississippi State ... Has seen playing time in every game.



TERRELL **#81**
ZACHERY **WR**
6-1 · 210 · So. · SQ
Wadley, Ala. (Wadley)
Undecided

SPRING 2008 — Named the Most Improved Skill Player by the coaching staff following spring drills.

2008 — Saw playing time vs. Louisiana-Monroe in opener, but did not have a reception ... Had one catch for 17 yards vs. Southern Miss ... Had a 7-yard catch vs. Arkansas.

ZACHERY'S CAREER RECEIVING STATS

YEAR	G/GS	NO	YDS	AVG	TD	LP/OPPONENT
2008	9/0	2	24	12.0	0	17/Southern Miss

Auburn Career Records Update

Punt Returns

Player	Seasons	Avg	Yards	Ret
1. Thomas Bailey	1991-94	9.4	1170	125
2. Trey Gainous	1983-86	9.1	951	105
3. Shane Wasden	1988-90	8.7	717	82
4. Tre Smith	2002-06	8.4	644	77
5. Robert Dunn	2005-pres.	9.6	650	68
6. Roderick Hood	2000-02	11.2	571	51
7. Mike Fuller	1973-74	17.7	883	50
8. Robert Baker	1995-96	9.7	463	48
9. Joe Cribbs	1976-79	7.6	328	43
Clifton Robinson	1997-00	7.1	307	43

Punt Return Yardage

Player	Seasons	Ret	Avg	Yards
1. Thomas Bailey	1991-94	125	9.4	1170
2. Trey Gainous	1983-86	105	9.1	951
3. Mike Fuller	1973-74	50	17.7	883
4. Shane Wasden	1988-90	82	8.7	717
5. Robert Dunn	2005-pres.	68	9.6	650
6. Tre Smith	2002-06	77	8.4	644
7. Roderick Hood	2000-02	51	11.2	571
8. Jimmy Carter	1965-67	38	12.4	473
9. Robert Baker	1995-96	48	9.7	463
10. Lionel James	1981-83	25	15.8	394

Punt Return Average (Min. 25 returns)

Player	Seasons	Ret	Yards	Avg
1. Mike Fuller	1973-74	50	883	17.66
2. Lionel James	1981-83	25	394	15.76
3. Jimmy Carter	1965-67	38	473	12.45
4. Larry Willingham	1968-70	30	372	12.40
5. Roderick Hood	2000-02	51	571	11.20
6. Carnell Williams	2001-04	28	302	10.79
7. Robert Baker	1995-96	48	463	9.65
8. Robert Dunn	2005-pres.	68	650	9.56
9. Buddy McClinton	1967-69	30	285	9.50
10. Thomas Bailey	1991-94	125	1170	9.36

Kickoff Returns

Player	Seasons	Avg	Yards	Ret
1. Thomas Bailey	1991-94	20.5	1520	74
2. James Brooks	1977-80	25.4	1726	68
3. Tristan Davis	2005-pres.	26.1	1229	47
4. Robert Baker	1995-96	21.3	979	46
5. Markeith Cooper	1996-99	23.9	1077	45
6. Roderick Hood	2000-02	19.9	874	44
7. Tim Carter	1998-01	23.9	956	40
8. Devin Aromashodu	2002-05	22.6	860	38
9. Brent Fullwood	1983-86	22.1	706	32
10. Carnell Williams	2001-04	21.0	609	29

Kickoff Return Yardage

Player	Seasons	Ret	Avg	Yards
1. James Brooks	1977-80	68	25.4	1726
2. Thomas Bailey	1991-94	74	20.5	1520
3. Tristan Davis	2005-pres.	47	26.1	1229
4. Markeith Cooper	1996-99	45	23.9	1077
5. Robert Baker	1995-96	46	21.3	979
6. Tim Carter	1998-01	40	23.9	956
7. Roderick Hood	2000-02	44	19.9	874
8. Devin Aromashodu	2002-05	38	22.6	860
9. Brent Fullwood	1983-86	32	22.1	706
10. Rick Neel	1973-75	26	25.9	673

Kickoff Return Average (Min. 20 returns)

Player	Seasons	Ret	Yards	Avg
1. Tristan Davis	2005-pres.	47	1229	26.15
2. Rick Neel	1973-75	26	673	25.88
3. James Brooks	1977-80	68	1726	25.38
4. Markeith Cooper	1996-99	45	1077	23.93
5. Tim Carter	1998-01	40	956	23.90
6. Joe Cribbs	1976-79	22	507	23.05
7. Devin Aromashodu	2002-05	38	860	22.63
8. Herbert Casey	1989-91	21	473	22.52
9. Mike Fuller	1973-74	21	472	22.48
10. Brent Fullwood	1983-86	32	706	22.06

Rushing Yardage

Player	Seasons	Att	Avg	Yards
1. Bo Jackson	1982-85	650	6.62	4303
2. Carnell Williams	2001-04	741	5.17	3831
3. James Brooks	1977-80	621	5.67	3523
4. Joe Cribbs	1976-79	657	5.13	3368
5. Stephen Davis	1993-95	488	5.76	2811

13. Secdrick McIntyre	1973-76	462	4.31	1992
14. Fob James	1952-55	317	6.03	1913
15. Phil Gargis	1973-76	456	4.13	1884
16. Ben Tate	2006-pres.	387	4.83	1868
17. Tommie Agee	1983-86	356	4.87	1735
18. Jimmy Sidle	1962-64	326	5.22	1703
19. Joe Childress	1953-55	321	5.19	1667
20. Brad Lester	2004-pres.	358	4.58	1638
21. Curtis Kuykendall	1944-45	217	7.46	1619
22. Rudi Johnson	2000	324	4.84	1567
23. Terry Henley	1970-72	343	4.47	1534
23. Tommy Lorino	1956-58	227	6.55	1486
25. Monk Gafford	1940-42	221	6.40	1414
26. Mitzi Jackson	1973-75	243	5.65	1373
27. William Andrews	1976-78	267	5.04	1347
28. Ed Dyas	1958-60	261	4.97	1298
29. Tom Bryan	1964-66	265	4.32	1144
30. George Peoples	1978-81	239	4.54	1085
31. Tucker Frederickson	1962-64	260	4.15	1079
32. Bobby Hoppe	1955-57	194	5.56	1078
33. Charlie Hataway	1951-53	282	3.74	1055

Rushing Touchdowns

Player	Seasons	Att	Yards	Avg	TD
1. Carnell Williams	2001-04	741	3831	5.17	45
2. Bo Jackson	1982-85	650	4303	6.62	43
3. Joe Cribbs	1976-79	657	3368	5.13	34
4. Stephen Davis	1993-95	488	2811	5.76	30
5. Ronnie Brown	2000-04	513	2707	5.28	29
6. Brent Fullwood	1983-86	390	2789	7.15	24
James Brooks	1977-80	621	3523	5.67	24
8. Reggie Ware	1984-87	231	768	3.32	23
9. Brad Lester	2004-pres.	358	1638	4.58	18
James Bostic	1991-93	396	2084	5.26	18
Pat Sullivan	1969-71	151	560	3.71	18
Fob James	1952-55	317	1913	6.03	18
Travis Tidwell	1946-49	440	1006	2.29	18

Auburn Career Records Update

Receptions

Player	Seasons	Yards	Avg	Rec
1. Courtney Taylor	2003-06	2098	13.71	153
2. Karsten Bailey	1995-98	2174	14.49	150
3. Terry Beasley	1969-71	2507	17.78	141
4. Tyrone Goodson	1993-97	2283	16.79	136
5. Frank Sanders	1991-94	1998	16.51	121
6. Rodgeriqus Smith	2004-pres.	1512	13.87	109
7. Greg Taylor	1987-90	1217	11.93	102
8. Freddy Weygand	1984-88	1946	19.66	99
9. Ben Obomanu	2002-05	1313	13.54	97
10. Thomas Bailey	1991-94	1243	13.37	93
Lawyer Tillman	1985-88	1808	19.44	93
12. Clifton Robinson	1997-00	1167	12.82	91
13. Ronney Daniels	1999-00	1446	16.07	90
14. Freddie Hyatt	1965-67	1396	15.86	88
15. Willie Gosha	1993-96	1048	12.33	85

Receiving Yardage

Player	Seasons	Rec	Yards
1. Terry Beasley	1969-71	141	2507
2. Tyrone Goodson	1993-97	136	2283
3. Karsten Bailey	1995-98	150	2174
4. Courtney Taylor	2003-06	153	2098
5. Frank Sanders	1991-94	121	1998
6. Freddy Weygand	1984-88	99	1946
7. Lawyer Tillman	1985-88	93	1808
8. Byron Franklin	1977-80	74	1573
9. Rodgeriqus Smith	2004-pres.	109	1512
10. Ronney Daniels	1999-00	90	1446
11. Freddie Hyatt	1965-67	88	1396
12. Devin Aromashodu	2002-05	71	1333
13. Alexander Wright	1986-89	56	1320
14. Ben Obomanu	2002-05	97	1313
15. Thomas Bailey	1991-94	93	1243
16. Greg Taylor	1987-90	102	1217
17. Clifton Robinson	1997-00	91	1167
18. Tim Christian	1966-68	78	1126
19. Willie Gosha	1993-96	85	1048
20. Marcel Willis	1999-02	81	1022
21. Jimmy Phillips	1955-57	52	1012

Field Goal Percentage (Min. 10 Made)

Player	Seasons	FGM	FGA	Pct
1. Scott Etheridge	1992-93	34	43	.791
2. Matt Hawkins	1994-95	26	33	.788
3. Win Lyle	1987-89	45	59	.763
4. Jaret Holmes	1996-97	27	37	.730
5. John Vaughn	2003-06	50	69	.725
6. Ed Dyas	1958-60	17	24	.708
7. Gardner Jett	1970-72	23	34	.676
8. Wes Byrum	2007-pres.	25	37	.676
9. Jim Von Wyl	1990-91	32	48	.667
Robert McGinty	1984	12	18	.667

Quarterback Sacks (from 1981)

Player	Seasons	Total Yds.	Sacks
1. Quentin Groves	2004-07	169	26.0
Gerald Robinson	1982-85	150	26.0
3. Tracy Rucker	1985-88	146	21.0
Craig Olgetree	1986-89	117	21.0
5. Reggie Torbor	2000-03	128	18.5
6. Leonardo Carson	1996-99	123	17.0
Willie Whitehead	1991-94	108	17.0
8. Marcus Washington	1994-96	108	16.0
Gary Walker	1993-94	95	16.0
10. Stanley McClover	2004-05	99	15.5
-- Antonio Coleman	2006-pres.	87	14.5

2008 Auburn Football Statistics

RECORD.....	OVERALL	HOME	AWAY	NEUTRAL
ALL GAMES	4-5	3-2	1-3	0-0
CONFERENCE	2-4	1-2	1-2	0-0
NON-CONFERENCE	2-1	2-0	0-1	0-0

DATE	OPPONENT	W/L	SCORE	ATTEND
08/30/2008	ULM	W	34-0	87,451
09/06/2008	SOUTHERN MISS	W	27-13	87,451
09/13/2008	at Mississippi State*	W	3-2	52,911
09/20/2008	LSU*	L	21-26	87,451
09/27/2008	TENNESSEE*	W	14-12	87,451
10/04/2008	at Vanderbilt*	L	13-14	39,773
10/11/2008	ARKANSAS*	L	22-25	85,782
10/23/2008	at West Virginia	L	17-34	60,765
11/01/2008	at Ole Miss*	L	7-17	57,234

TEAM STATISTICS	AU	OPP
SCORING	158	143
Points Per Game	17.6	15.9
FIRST DOWNS	145	147
Rushing	72	63
Passing	63	69
Penalty	10	15
RUSHING YARDAGE.....	1171	1259
Yards gained rushing	1437	1492
Yards lost rushing	266	233
Rushing Attempts.....	353	310
Average Per Rush.....	3.3	4.1
Average Per Game	130.1	139.9
TDs Rushing	8	4
PASSING YARDAGE	1531	1468
Att-Comp-Int	262-143-13	281-147-9
Average Per Pass	5.8	5.2
Average Per Catch	10.7	10.0
Average Per Game	170.1	163.1
TDs Passing.....	6	13
TOTAL OFFENSE	2702	2727
Total Plays	615	591
Average Per Play	4.4	4.6
Average Per Game	300.2	303.0
KICK RETURNS: #-Yards.....	27-677	30-609
PUNT RETURNS: #-Yards	14-219	24-163
INT RETURNS: #-Yards	9-134	13-123
KICK RETURN AVERAGE	25.1	20.3
PUNT RETURN AVERAGE	15.6	6.8
INT RETURN AVERAGE	14.9	9.5
FUMBLES-LOST	15-6	16-5
PENALTIES-Yards	63-473	42-370
Average Per Game	52.6	41.1
PUNTS-Yards	63-2581	66-2701
Average Per Punt	41.0	40.9
Net punt average	37.4	35.8
TIME OF POSSESSION/Game	30:16	29:44
3RD-DOWN Conversions	46/139	36/133
3rd-Down Pct	33%	27%
4TH-DOWN Conversions	4/9	5/11
4th-Down Pct	44%	45%
SACKS BY-Yards	18-98	17-117
MISC YARDS	0	-15
TOUCHDOWNS SCORED	19	17
FIELD GOALS-ATTEMPTS	8-14	9-17
ON-SIDE KICKS	1-1	1-1
RED-ZONE SCORES.....	18-29 62%	16-21 76%
RED-ZONE TOUCHDOWNS	12-29 41%	11-21 52%
PAT-ATTEMPTS	18-19 95%	12-13 92%
ATTENDANCE	435586	210773
Games/Avg Per Game	5/87117	4/52693
Neutral Site Games	0/0	0/0

SCORE BY QUARTERS	1st	2nd	3rd	4th	Total
Auburn	44	61	34	19	158
Opponents	6	40	43	54	143

RUSHING	GP	Att	Gain	Loss	Net	Avg	TD	Long	Avg/G
Ben Tate	9	131	621	48	573	4.4	3	49	63.7
Brad Lester	8	67	257	19	238	3.6	1	15	29.8
Kodi Burns	7	59	269	50	219	3.7	3	23	31.3
Mario Fannin	9	25	112	6	106	4.2	0	19	11.8
Eric Smith	9	16	81	4	77	4.8	0	19	8.6
Tristan Davis	7	8	44	0	44	5.5	1	13	6.3
Robert Dunn	8	3	6	7	-1	-0.3	0	6	-0.1
Montez Billings	8	2	0	7	-7	-3.5	0	0	-0.9
TEAM	5	9	0	15	-15	-1.7	0	0	-3.0
Chris Todd	7	33	47	110	-63	-1.9	0	12	-9.0
Total	9	353	1437	266	1171	3.3	8	49	130.1
Opponents	9	310	1492	233	1259	4.1	4	63	139.9

PASSING	G	Effic	Att-Cmp-Int	Pct	Yds	TD	Lng	Avg/G
Chris Todd	7	106.64	86-156-6	55.1	903	5	58	129.0
Kodi Burns	7	93.45	57-106-7	53.8	628	1	42	89.7
Robert Dunn	8	0.00	0-0-0	0.0	0	0	0	0.0
Total	9	101.30	143-262-13	54.6	1531	6	58	170.1
Opponents	9	105.06	147-281-9	52.3	1468	13	44	163.1

RECEIVING	G	No.	Yds	Avg	TD	Long	Avg/G
Rodgeriqu Smith	9	25	246	9.8	1	33	27.3
Tommy Trott	9	17	162	9.5	0	33	18.0
Montez Billings	8	16	193	12.1	0	31	24.1
Robert Dunn	8	16	180	11.2	2	29	22.5
Chris Slaughter	6	13	151	11.6	1	42	25.2
Mario Fannin	9	13	131	10.1	1	28	14.6
Ben Tate	9	13	79	6.1	0	27	8.8
Tim Hawthorne	9	7	190	27.1	0	58	21.1
Brad Lester	8	7	37	5.3	1	16	4.6
Quindarius Carr	9	5	57	11.4	0	28	6.3
Derek Winter	5	3	22	7.3	0	11	4.4
Tristan Davis	7	2	42	21.0	0	22	6.0
Terrell Zachery	9	2	24	12.0	0	17	2.7
James Swinton	7	2	14	7.0	0	10	2.0
Eric Smith	9	2	3	1.5	0	2	0.3
Total	9	143	1531	10.7	6	58	170.1
Opponents	9	147	1468	10.0	13	44	163.1

PUNT RETURNS	No.	Yds	Avg	TD	Long
Robert Dunn	9	193	21.4	1	66
Chris Slaughter	4	20	5.0	0	8
Jerraud Powers	1	6	6.0	0	6
Total	14	219	15.6	1	66
Opponents	24	163	6.8	0	40

INTERCEPTIONS	No.	Yds	Avg	TD	Long
Walter McFadden	2	18	9.0	0	18
Jerraud Powers	2	0	0.0	0	0
Josh Bynes	2	33	16.5	0	31
Gabe McKenzie	1	24	24.0	1	24
Neiko Thorpe	1	59	59.0	0	59
Zac Etheridge	1	0	0.0	0	0
Total	9	134	14.9	1	59
Opponents	13	123	9.5	0	38

KICK RETURNS	No.	Yds	Avg	TD	Long
Tristan Davis	16	431	26.9	1	97
Mario Fannin	8	211	26.4	0	69
Ben Tate	1	11	11.0	0	11
Philip Pierre-Louis	1	18	18.0	0	18
Gabe McKenzie	1	6	6.0	0	6
Total	27	677	25.1	1	97
Opponents	30	609	20.3	0	38

2008 Auburn Football Statistics

FUMBLE RETURNS	No.	Yds	Avg	TD	Long
Craig Stevens	.1	6	6.0	0	6
Michael Goggans	.1	9	9.0	1	9
Jake Ricks	.0	0	0.0	1	0
Total	.2	15	7.5	2	9
Opponents	.0	0	0.0	0	0

SCORING	TD	FGs	PATs					Saf	Points
			Kick	Rush	Rcv	Pass	DXP		
Wes Byrum	.0	8-14	18-19	0-0	0	0-0	0	0	42
Robert Dunn	.3	0-0	0-0	0-0	0	0-0	0	0	18
Ben Tate	.3	0-0	0-0	0-0	0	0-0	0	0	18
Kodi Burns	.3	0-0	0-0	0-0	0	0-0	0	0	18
Brad Lester	.2	0-0	0-0	0-0	0	0-0	0	0	12
Tristan Davis	.2	0-0	0-0	0-0	0	0-0	0	0	12
Rodgeriquis Smith	.1	0-0	0-0	0-0	0	0-0	0	0	6
Jake Ricks	.1	0-0	0-0	0-0	0	0-0	0	0	6
Chris Slaughter	.1	0-0	0-0	0-0	0	0-0	0	0	6
Gabe McKenzie	.1	0-0	0-0	0-0	0	0-0	0	0	6
Mario Fannin	.1	0-0	0-0	0-0	0	0-0	0	0	6
Michael Goggans	.1	0-0	0-0	0-0	0	0-0	0	0	6
TEAM	.0	0-0	0-0	0-0	0	0-0	0	1	2
Total	.19	8-14	18-19	0-0	0	0-0	0	1	158
Opponents	.17	9-17	12-13	0-0	0	0-4	0	1	143

TOTAL OFFENSE	G	Plays	Rush	Pass	Total	Avg/G
Kodi Burns	.7	165	219	628	847	121.0
Chris Todd	.7	189	-63	903	840	120.0
Ben Tate	.9	131	573	0	573	63.7
Brad Lester	.8	67	238	0	238	29.8
Mario Fannin	.9	25	106	0	106	11.8
Eric Smith	.9	16	77	0	77	8.6
Tristan Davis	.7	8	44	0	44	6.3
Robert Dunn	.8	3	-1	0	-1	-0.1
Montez Billings	.8	2	-7	0	-7	-0.9
TEAM	.5	9	-15	0	-15	-3.0
Total	.9	615	1171	1531	2702	300.2
Opponents	.9	591	1259	1468	2727	303.0

FIELD GOALS	FGM-FGA	Pct	01-19	20-29	30-39	40-49	50-99	Lg	Blk
Wes Byrum	8-14	57.1	2-2	1-2	3-6	1-3	1-1	52	0

FG SEQUENCE	Auburn	OPPONENTS
ULM	(33),32,(19)	39,45
Southern Miss	(52),(23)	44
Mississippi State	(35),42,22	38
LSU	--	(46), 50, (32)
Tennessee	35	(47), (35)
Vanderbilt	--	40, 49
Arkansas	(45), (36), 33	(27), (44)
West Virginia	(19),44	(23),(42)
Ole Miss	--	(34), 45

Numbers in (parentheses) indicate field goal was made.

PUNTING	No.	Yds	Avg	Long	TB	FC	I20	Blkd
Clinton Durst	.55	2316	42.1	58	3	18	15	1
Ryan Shoemaker	.7	248	35.4	51	0	1	2	0
TEAM	.1	17	17.0	17	0	0	0	0
Total	.63	2581	41.0	58	3	19	17	1
Opponents	.66	2701	40.9	59	6	20	20	0

KICKOFFS	No.	Yds	Avg	TB	OB	Retn	Net	YdLn
Wes Byrum	.22	1438	65.4	1	2			
Morgan Hull	.14	862	61.6	2	1			
Total	.36	2300	63.9	3	3	609	45.3	24
Opponents	.35	2198	62.8	7	0	677	39.5	30

ALL PURPOSE	G	Rush	Rec	PR	KOR	IR	Tot	Avg/G
Ben Tate	.9	573	79	0	11	0	663	73.7
Tristan Davis	.7	44	42	0	431	0	517	73.9
Mario Fannin	.9	106	131	0	211	0	448	49.8
Robert Dunn	.8	-1	180	193	0	0	372	46.5
Brad Lester	.8	238	37	0	0	0	275	34.4
Rodgeriquis Smith	.9	0	246	0	0	0	246	27.3
Kodi Burns	.7	219	0	0	0	0	219	31.3
Tim Hawthorne	.9	0	190	0	0	0	190	21.1
Montez Billings	.8	-7	193	0	0	0	186	23.2
Chris Slaughter	.6	0	151	20	0	0	171	28.5
Tommy Trott	.9	0	162	0	0	0	162	18.0
Eric Smith	.9	77	3	0	0	0	80	8.9
Neiko Thorpe	.8	0	0	0	0	59	59	7.4
Quindarius Carr	.9	0	57	0	0	0	57	6.3
Josh Bynes	.9	0	0	0	0	33	33	3.7
Gabe McKenzie	.9	0	0	0	6	24	30	3.3
Terrell Zachery	.9	0	24	0	0	0	24	2.7
Derek Winter	.5	0	22	0	0	0	22	4.4
Philip Pierre-Louis	.1	0	0	0	18	0	18	18.0
Walter McFadden	.9	0	0	0	0	18	18	2.0
James Swinton	.7	0	14	0	0	0	14	2.0
Jerraud Powers	.7	0	0	6	0	0	6	0.9
TEAM	.5	-15	0	0	0	0	-15	-3.0
Chris Todd	.7	-63	0	0	0	0	-63	-9.0
Total	.9	1171	1531	219	677	134	3732	414.7
Opponents	.9	1259	1468	163	609	123	3622	402.4

2008 Auburn Football Statistics

Defensive Statistics

DEFENSIVE LEADERS	GP	Tackles			TFL/Yds	Sacks No-Yards	Pass Def			Fumbles		Bkd Kick	Saf
		Solo	Ast	Total			Int-Yds	BrUp	QBH	Rcv-Yds	FF		
4 Zac Etheridge	.9	28	21	49	1.0-6	.	1-0	2
26 Mike McNeil	.9	32	16	48	3.0-9	1.0-4
17 Josh Bynes	.9	19	25	44	2.0-5	.	2-33	1	2
52 Antonio Coleman	.9	28	12	40	10.5-43	6.0-33	.	.	12	.	1	.	.
59 Chris Evans	.9	23	17	40	1.0-2	.	.	4	.	1-0	.	.	.
46 Craig Stevens	.9	26	13	39	0.5-1	.	.	2	.	1-6	.	.	.
55 Merrill Johnson	.9	24	12	36	5.5-12	1.0-6	.	2	2	.	1	.	.
8 Jeraud Powers	.7	21	9	30	.	.	2-0	3	1
94 Sen'Derrick Marks	.9	14	15	29	9.0-29	2.0-7	.	2	2	.	.	1	.
6 Walter McFadden	.9	16	9	25	1.0-5	.	2-18	7	1
15 Neiko Thorpe	.8	15	8	23	.	.	1-59	4	.	.	1	.	.
93 Mike Blanc	.9	10	11	21	3.0-5	0.5-0	.	.	2
10 Tray Blackmon	.6	13	8	21	2.0-4	2.0-4	.	.	2
49 Michael Goggans	.9	12	7	19	2.0-5	.	.	.	5	1-9	.	.	.
99 Tez Doolittle	.9	11	8	19	5.0-10	0.5-3	.	1	3
98 Zach Clayton	.8	17	1	18	7.0-38	4.0-33
25 D'Antoine Hood	.9	7	5	12	.	.	.	1
39 Spencer Pybus	.9	6	6	12	1.0-4	.	.	1	1	1-0	.	.	.
45 Antoine Carter	.7	6	4	10	2.5-9	1.5-8	.	.	5
83 Gabe McKenzie	.9	5	4	9	1.0-1	.	1-24
11 Mike Slade	.9	2	5	7
60 Robert Shiver	.9	4	2	6	1	.	.
56 Courtney Harden	.9	.	5	5	.	.	.	1
91 Jake Ricks	.9	2	3	5	2.0-8	1-0	.	1	.
80 Rodgeriquus Smith	.9	3	.	3
20 Drew Cole	.8	1	2	3
89 Darvin Adams	.8	2	1	3
50 Ryan Pugh	.9	1	1	2
5 Tommy Trott	.9	1	1	2
3 Robert Dunn	.8	2	.	2
9 Tristan Davis	.7	1	1	2	1	.	.
71 Tyrone Green	.9	1	1	2	1	.	.
33 Christian Thompson	.8	1	.	1
31 Adam Herring	.9	1	.	1
66 Mike Berry	.9	1	.	1
32 Eric Smith	.9	1	.	1
84 Montez Billings	.8	1	.	1
18 Kodi Burns	.7	1	.	1
44 Ben Tate	.9	.	1	1
TM TEAM	.5	1
Total	.9	359	234	593	59-196	18-98	9-134	31	38	5-15	6	2	1
Opponents	.9	370	253	623	70.0-251	17-117	13-123	26	43	6-0	10	1	1

Special Teams Tackles

SPECIAL TEAMS	Tackles			SPECIAL TEAMS	Tackles		
	Solo	Ast	Total		Solo	Ast	Total
26 Mike McNeil	5	1	6	11 Mike Slade	1	1	2
60 Robert Shiver	4	2	6	59 Chris Evans	1	1	2
15 Neiko Thorpe	4	1	5	10 Tray Blackmon	0	2	2
52 Antonio Coleman	3	2	5	56 Courtney Harden	0	2	2
39 Spencer Pybus	2	3	5	6 Walter McFadden	1	0	1
25 D'Antoine Hood	3	1	4	31 Adam Herring	1	0	1
8 Jeraud Powers	2	2	4	32 Eric Smith	1	0	1
55 Merrill Johnson	2	1	3	33 Christian Thompson	1	0	1
89 Darvin Adams	2	1	3	50 Ryan Pugh	1	0	1
20 Drew Cole	1	2	3	80 Rodgeriquus Smith	1	0	1
4 Zac Etheridge	1	1	2	5 Tommy Trott	0	1	1
9 Tristan Davis	1	1	2	44 Ben Tate	0	1	1

2008 Scoring Summaries

Plays	Yards	TOP	Qtr	Scoring Play
LOUISIANA-MONROE				
--	--	--	1	M. Goggans 9-yard fumble recovery
--	--	--	1	R. Dunn 66-yard punt return
8	63	2:14	2	W. Byrum 33-yard field goal
3	30	0:52	3	B. Lester 3-yard run
12	77	4:15	3	W. Byrum 19-yard field goal
8	78	3:11	4	C. Slaughter 3-yard pass from C. Todd
SOUTHERN MISS				
6	26	2:04	2	B. Tate 1-yard run
7	76	2:34	2	T. Davis 13-yard run
4	-2	0:46	3	W. Byrum 52-yard field goal
12	75	3:17	3	K. Burns 1-yard run
10	70	4:42	4	W. Byrum 23-yard field goal
MISSISSIPPI STATE				
8	39	3:14	2	W. Byrum 35-yard field goal
LSU				
8	69	2:46	2	B. Tate 1-yard run
--	--	--	2	G. McKenzie 24-yard interception return
5	74	1:47	4	R. Dunn 15-yard pass from C. Todd
TENNESSEE				
11	69	5:44	1	R. Dunn 18-yard pass from C. Todd
--	--	--	2	J. Ricks 0-yard fumble recovery
VANDERBILT				
9	49	2:59	1	R. Smith 7-yard pass from C. Todd
2	27	0:49	1	M. Fannin 28-yard pass from C. Todd
ARKANSAS				
--	--	--	1	T. Davis 97-yard kickoff return
4	-3	0:48	2	W. Byrum 45-yard field goal
4	0	0:19	2	W. Byrum 36-yard field goal
5	24	2:17	3	K. Burns 3-yard run
--	--	--	4	Team safety

Plays	Yards	TOP	Qtr	Scoring Play
WEST VIRGINIA				
20	81	9:54	1	W. Byrum 19-yard field goal
5	27	2:42	2	B. Lester 16-yard pass from K. Burns
2	31	0:27	2	K. Burns 9-yard run
OLE MISS				
5	76	1:39	3	B. Tate 27-yard run

Average Scoring Drive: Plays: 7.2 Yards: 47.1 Time: 2:42
--

2008 Starting Lineups

Offense

	WR	TE	LT	LG	C	RG	RT	WR	WR	QB	TB
LOUISIANA-MONROE	R. Smith	Trott	Ziamba	Green	Bosley	Isom	Pugh	Douglas (RB)	Swinton	Burns	Lester
SOUTHERN MISS	R. Smith	Trott	Ziamba	Green	Pugh	Isom	Bosley	E. Smith (RB)	Billings	Todd	Lester
at Mississippi State	Fannin	Trott	Ziamba	Green	Pugh	Isom	Bosley	Dunn	Billings	Todd	Lester
LSU	Dunn	Trott	Ziamba	Green	Pugh	Isom	Bosley	Davis (RB)	Billings	Todd	Lester
TENNESSEE	R. Smith	Trott	Ziamba	Green	Pugh	Isom	Bosley	Dunn	Billings	Todd	Tate
at Vanderbilt	R. Smith	Trott	Ziamba	Green	Pugh	Isom	Bosley	V. Smith (TE)	Billings	Todd	Tate
ARKANSAS	R. Smith	Trott	Ziamba	Green	Pugh	Isom	Bosley	Hawthorne	Billings	Burns	Lester
at West Virginia	R. Smith	Trott	Ziamba	Green	Bosley	Berry	Pugh	V. Smith (TE)	Billings	Burns	Lester
at Ole Miss	R. Smith	Trott	Ziamba	Green	Bosley	Berry	Pugh	Dunn	Billings	Burns	Lester
UT-MARTIN											
GEORGIA											
at Alabama											

Defense

	LE	DT	NG	RE	LB	LB	LB	CB	SS	FS	CB
LOUISIANA-MONROE	Goggans	Marks	Blanc	Coleman	Stevens	Blackmon	Johnson	McFadden	McNeil	Etheridge	Powers
SOUTHERN MISS	Goggans	Marks	Blanc	Coleman	Stevens	Blackmon	Johnson	McFadden	McNeil	Etheridge	Powers
at Mississippi State	Goggans	Marks	Blanc	Coleman	Stevens	Blackmon	Evans	McFadden	McNeil	Etheridge	Powers
LSU	Goggans	Marks	Blanc	Coleman	Stevens	Blackmon	Johnson	McFadden	McNeil	Etheridge	Powers
TENNESSEE	Goggans	Marks	Doolittle	Coleman	Stevens	Bynes	Evans	McFadden	McNeil	Etheridge	Powers
at Vanderbilt	Goggans	Marks	Doolittle	Coleman	Stevens	Bynes	Johnson	McFadden	McNeil	Etheridge	Powers
ARKANSAS	Goggans	Marks	Doolittle	Coleman	Stevens	Bynes	Evans	McFadden	McNeil	Etheridge	Thorpe
at West Virginia	Goggans	Marks	Doolittle	Coleman	Stevens	Bynes	Johnson	McFadden	McNeil	Etheridge	Powers
at Ole Miss	Goggans	Marks	Blanc	Coleman	Stevens	Bynes	Evans	McFadden	McNeil	Etheridge	Hood
UT-MARTIN											
GEORGIA											
at Alabama											

2008 Game-By-Game Team Statistics

Game	Score	First Downs		Rushing No-Yds-TD	Passing			Total Off. PI-Yds	Punts No-Avg	Fum. F/L	Penalties No-Yds	3rd Dns	Time of Poss
		Tot	Ru-Pa-Pe		C-A-I	Yds	TD						
Louisiana-Monroe at Auburn	0 34	12 19	3-8-1 16-3-0	30-84-0 46-321-1	20-38-0 13-27-1	136 85	0 1	68-220 73-406	11-39.3 7-43.4	2/2 0/0	4-20 7-55	2-18 5-15	31:09 28:51
Southern Miss at Auburn	13 27	20 22	4-14-2 5-15-2	27-37-0 41-132-3	33-50-2 21-34-1	268 248	2 0	77-305 75-380	8-40.0 5-44.2	4/1 5/3	8-76 6-53	1-14 4-12	29:40 30:20
at Mississippi State Auburn	2 3	6 14	1-4-1 9-5-0	30-38-0 45-161-0	10-25-1 14-26-0	78 154	0 0	55-116 71-315	10-38.1 8-40.2	1/0 3/3	4-23 12-94	0-14 3-16	27:47 32:13
LSU at Auburn	26 21	20 16	11-9-0 6-7-3	38-178-0 36-70-1	14-29-1 17-32-2	220 250	3 1	67-398 68-320	6-48.3 7-35.7	3/0 1/0	5-55 2-10	4-14 4-14	31:00 29:00
Tennessee at Auburn	12 14	9 15	6-2-1 5-8-2	33-124-1 38-97-0	8-24-0 18-29-1	67 129	0 1	57-191 67-226	10-39.9 9-43.7	1/1 1/0	3-35 9-59	4-16 6-18	27:15 32:45
at Vanderbilt Auburn	14 13	15 15	4-7-4 11-3-1	32-106-0 44-110-0	16-31-1 10-22-1	157 98	2 2	63-263 66-208	8-39.1 9-40.6	1/0 2/0	5-37 11-81	6-17 5-16	30:03 29:57
Arkansas at Auburn	25 22	19 11	10-9-0 5-5-1	44-188-2 33-56-1	18-33-2 10-28-3	228 137	1 0	77-416 61-193	4-52.0 5-48.6	1/1 1/0	6-47 2-5	8-17 4-15	35:02 24:58
at West Virginia Auburn	34 17	25 16	14-8-3 10-6-0	35-271-1 45-149-1	13-21-2 13-21-1	174 111	3 1	56-445 66-260	1-42.0 6-34.0	3/0 1/0	1-7 5-49	5-8 9-18	24:41 35:19
at Ole Miss Auburn	17 7	21 17	10-8-3 5-11-1	41-233-0 25-75-1	15-30-0 27-43-3	140 319	2 0	71-373 68-394	8-39.5 7-40.1	0/0 1/0	6-70 9-67	6-15 6-15	30:56 29:04
Tennessee-Martin at Auburn													
Georgia at Auburn													
at Alabama Auburn													

Miscellaneous Statistics

Average Time of Possession (by Quarter)

	1	2	3	4	Total
AUBURN	7:48	7:16	7:39	7:31	30:16
Opponent	7:12	7:43	7:20	7:28	29:43

Third Down Conversions (by Quarter)

	1	2	3	4	Total
AUBURN	15 of 34	10 of 32	12 of 37	9 of 36	46 of 139
<i>Pct.</i>	44.1	31.2	32.4	25.0	33.1
Opponents	8 of 31	9 of 35	11 of 31	8 of 36	36 of 133
<i>Pct.</i>	25.8	25.7	35.5	22.2	27.1

Third Down Conversions (by Yardage)

	1-3	4-6	7-10	11+	Total
AUBURN	16 of 32	12 of 32	14 of 37	4 of 38	46 of 139
<i>Pct.</i>	50.0	37.5	37.8	10.5	33.1
Opponents	17 of 32	8 of 31	7 of 47	4 of 23	36 of 133
<i>Pct.</i>	53.1	25.8	14.9	17.4	27.1

Turnovers

Takeaways — 14, Giveaways — 19
 Difference — -5
 Points Off TOs — AU 58, Opp. 30
 Points Off TOs/Game — AU 6.4, Opp. 3.3

Kickoffs

Kickoffs — 36
 Byrum — 22 KO, 1 TB, 2 OB
 Hull — 14 KO, 2 TB, 1 OB
 Touchbacks — 3
 Out of Bounds — 3
 Opp. Returns — 30 for 609 yards (20.3)
 On-side kicks — 1-for-1

Red Zone

AU Scores/Times in Red Zone: 18/29 (.621)
 AU TDs/Times in Red Zone: 12/29 (.414)
 Scores (18): 12 TD, 6 FG
 Non-Scores (11): 4 Missed FG, 3 Downs,
 2 Fumbles, 2 Interceptions
 Opp. Scores/Times in Red Zone: 16/21 (.762)
 Opp. TDs/Times in Red Zone: 11/21 (.524)
 Scores (16): 11 TD, 5 FG
 Non-Scores (5): 3 Missed FG, Downs, Interception

2008 Game-By-Game Individual Statistics

Rushing

<u>No.-Yds, TD</u>	<u>#18 Burns</u>	<u>#9 Davis</u>	<u>#27 Fannin</u>	<u>#1 Lester</u>	<u>#32 Smith</u>	<u>#44 Tate</u>	<u>#12 Todd</u>
LOUISIANA-MONROE	6-69, 0	DNP	2-21, 0	14-52, 1	9-66, 0	13-115, 0	2-(-2), 0
SOUTHERN MISS	2-(-1), 1	2-15, 1	1-3, 0	12-45, 0	2-8, 0	15-71, 1	2-(-11), 0
at Mississippi State	DNP	5-29, 0	1-12, 0	9-51, 0	0-0, 0	20-92, 0	7-(-19), 0
LSU	DNP	0-0, 0	0-0, 0	7-26, 0	0-0, 0	19-45, 1	10-(-1), 0
TENNESSEE	8-16, 0	DNP	4-18, 0	DNP	2-0, 0	19-70, 0	2-6, 0
at Vanderbilt	4-(-6), 0	1-0, 0	3-8, 0	2-12, 0	0-0, 0	27-108, 0	6-(-11), 0
ARKANSAS	15-38, 1	0-0, 0	1-4, 0	4-7, 0	0-0, 0	8-32, 0	4-(-25), 0
at West Virginia	15-82, 1	0-0, 0	8-29, 0	13-37, 0	3-3, 0	5-5, 0	DNP
at Ole Miss	9-21, 0	0-0, 0	5-11, 0	6-8, 0	0-0, 0	5-35, 1	DNP
TENNESSEE-MARTIN							
GEORGIA							
at Alabama							

Receiving

<u>No.-Yds, TD</u>	<u>#84 Billings</u>	<u>#3 Dunn</u>	<u>#27 Fannin</u>	<u>#13 Hawthorne</u>	<u>#23 Slaughter</u>	<u>#80 Smith</u>	<u>#5 Trott</u>
LOUISIANA-MONROE	DNP	0-0, 0	1-0, 0	0-0, 0	4-13, 1	5-57, 0	0-0, 0
SOUTHERN MISS	3-30, 0	2-21, 0	3-22, 0	0-0, 0	DNP	1-21, 0	3-44, 0
at Mississippi State	3-68, 0	3-37, 0	1-2, 0	0-0, 0	DNP	2-8, 0	0-0, 0
LSU	3-26, 0	4-60, 1	0-0, 0	2-87, 0	DNP	5-73, 0	0-0, 0
TENNESSEE	3-16, 0	6-54, 1	3-29, 0	0-0, 0	0-0, 0	2-7, 0	3-19, 0
at Vanderbilt	0-0, 0	DNP	3-56, 1	0-0, 0	1-7, 0	4-18, 1	1-8, 0
ARKANSAS	1-13, 0	0-0, 0	0-0, 0	1-38, 0	0-0, 0	2-28, 0	2-31, 0
at West Virginia	0-0, 0	0-0, 0	0-0, 0	1-5, 0	0-0, 0	2-21, 0	4-34, 0
at Ole Miss	3-40, 0	1-8, 0	2-22, 0	3-60, 0	8-131, 0	2-13, 0	4-26, 0
TENNESSEE-MARTIN							
GEORGIA							
at Alabama							

<u>No.-Yds, TD</u>	<u>#85 Carr</u>	<u>#82 Swinton</u>	<u>#1 Lester</u>	<u>#44 Tate</u>
LOUISIANA-MONROE	1-6, 0	1-4, 0	0-0, 0	1-5, 0
SOUTHERN MISS	1-8, 0	DNP	2-13, 0	3-51, 0
at Mississippi State	1-28, 0	0-0, 0	2-6, 0	2-5, 0
LSU	0-0, 0	0-0, 0	2-2, 0	1-2, 0
TENNESSEE	0-0, 0	0-0, 0	DNP	1-4, 0
at Vanderbilt	0-0, 0	0-0, 0	0-0, 0	1-9, 0
ARKANSAS	0-0, 0	0-0, 0	0-0, 0	0-0, 0
at West Virginia	1-7, 0	DNP	1-16, 1	2-2, 0
at Ole Miss	1-8, 0	1-10, 0	0-0, 0	2-1, 0
TENNESSEE-MARTIN				
GEORGIA				
at Alabama				

Passing

<u>C-A-Yds-Int, TD</u>	<u>#18 Burns</u>	<u>#12 Todd</u>
LOUISIANA-MONROE	4-9-15-0, 0	9-18-70-1, 1
SOUTHERN MISS	0-3-0-1, 0	21-31-248-0, 0
at Mississippi State	DNP	14-26-154-0, 0
LSU	DNP	17-32-250-2, 1
TENNESSEE	4-6-36-0, 0	14-23-93-1, 1
at Vanderbilt	2-6-28-0, 0	8-16-70-1, 2
ARKANSAS	7-18-119-2, 0	3-10-18-1, 0
at West Virginia	13-21-111-1, 1	DNP
at Ole Miss	27-43-319-3, 0	DNP
TENNESSEE-MARTIN		
GEORGIA		
at Alabama		

Field Goals

<u>Made. (Missed)</u>	<u>#18 Byrum</u>
LOUISIANA-MONROE	33, (32), 19
SOUTHERN MISS	52, 23
at Mississippi State	35, (42), (22)
LSU	--
TENNESSEE	(35)
at Vanderbilt	--
ARKANSAS	45, 36, (33)
at West Virginia	19, (44)
at Ole Miss	--
TENNESSEE-MARTIN	
GEORGIA	
at Alabama	

Punting

<u>No.-Avg. In 20</u>	<u>#21 Shoemaker</u>	<u>#97 Durst</u>
LOUISIANA-MONROE	DNP	7-43.4, 4
SOUTHERN MISS	DNP	5-44.2, 0
at Mississippi State	DNP	7-43.6, 3
LSU	7-35.4, 2	DNP
TENNESSEE	DNP	9-43.7, 2
at Vanderbilt	DNP	9-40.6, 2
ARKANSAS	DNP	5-48.6, 1
at West Virginia	DNP	6-34.0, 2
at Ole Miss	DNP	7-40.1, 0
TENNESSEE-MARTIN		
GEORGIA		
at Alabama		

2008 Game-By-Game Individual Statistics

Defensive Linemen

<u>Solo+Ast=Total</u>	<u>#93 Blanc</u>	<u>#98 Clayton</u>	<u>#52 Coleman</u>	<u>#99 Doolittle</u>	<u>#49 Goggans</u>	<u>#94 Marks</u>	<u>#83 McKenzie</u>
LOUISIANA-MONROE	0+0=0	2+0=2	4+1=5	2+1=3	1+1=2	2+0=2	1+1=2
SOUTHERN MISS	2+2=4	1+0=1	2+4=6	0+0=0	4+0=4	3+1=4	2+0=2
at Mississippi State	2+1=3	2+0=2	1+0=1	2+0=2	2+1=3	3+1=4	1+1=2
LSU	0+0=0	1+0=1	2+1=3	1+3=4	1+0=1	3+4=7	0+1=1
TENNESSEE	0+1=1	DNP	3+1=4	1+1=2	0+3=3	0+2=2	0+0=0
at Vanderbilt	1+0=1	4+0=4	4+1=5	1+2=3	1+0=1	1+1=2	1+0=1
ARKANSAS	1+1=2	0+1=1	4+1=5	2+1=3	0+0=0	1+4=5	0+0=0
at West Virginia	2+3=5	2+0=2	5+1=6	2+0=2	1+2=3	0+2=2	0+1=1
at Ole Miss	2+3=5	2+3=5	2+3=5	0+0=0	2+0=2	1+0=1	0+0=0
TENNESSEE-MARTIN							
GEORGIA							
at Alabama							

Linebackers

<u>Solo+Ast=Total</u>	<u>#10 Blackmon</u>	<u>#17 Bynes</u>	<u>#59 Evans</u>	<u>#56 Harden</u>	<u>#55 Johnson</u>	<u>#46 Stevens</u>
LOUISIANA-MONROE	1+1=2	1+5=6	2+1=3	0+4=4	3+0=3	2+1=3
SOUTHERN MISS	2+1=3	0+1=1	1+3=4	0+1=1	2+4=6	3+1=4
at Mississippi State	5+1=6	2+0=2	3+0=3	0+0=0	1+0=1	3+1=4
LSU	4+4=8	0+0=0	3+2=5	0+0=0	4+1=5	2+3=5
TENNESSEE	DNP	6+5=11	3+2=5	0+0=0	2+1=3	3+1=4
at Vanderbilt	1+0=1	0+2=2	1+0=1	0+0=0	4+1=5	0+0=0
ARKANSAS	0+1=1	3+6=9	1+7=8	0+0=0	4+3=7	5+2=7
at West Virginia	DNP	1+4=5	2+2=4	0+0=0	3+2=5	2+2=4
at Ole Miss	DNP	6+2=8	5+2=7	0+0=0	1+0=1	3+5=8
TENNESSEE-MARTIN						
GEORGIA						
at Alabama						

Defensive Backs

<u>Solo+Ast=Total</u>	<u>#4 Etheridge</u>	<u>#25 Hood</u>	<u>#6 McFadden</u>	<u>#26 McNeil</u>	<u>#8 Powers</u>	<u>#15 Thorpe</u>
LOUISIANA-MONROE	2+1=3	1+2=3	0+0=0	0+0=0	3+3=6	5+2=7
SOUTHERN MISS	2+3=5	1+0=1	4+1=5	2+4=6	6+2=8	1+0=1
at Mississippi State	1+0=1	0+0=0	4+0=4	2+0=2	4+0=4	0+0=0
LSU	3+5=8	0+0=0	1+0=1	7+1=8	3+1=4	2+0=2
TENNESSEE	2+4=6	0+0=0	0+0=0	2+3=5	1+2=3	3+1=4
at Vanderbilt	5+3=8	0+0=0	0+3=3	6+3=9	0+1=1	1+1=2
ARKANSAS	1+2=3	0+1=1	3+2=5	5+4=9	DNP	3+4=7
at West Virginia	4+1=5	1+0=1	2+0=2	3+1=4	4+0=4	0+0=0
at Ole Miss	5+5=10	3+3=6	0+5=5	3+2=5	DNP	DNP
TENNESSEE-MARTIN						
GEORGIA						
at Alabama						

Others

<u>Solo+Ast=Total</u>	<u>#45 Carter</u>	<u>#20 Cole</u>	<u>#39 Pybus</u>	<u>#91 Ricks</u>	<u>#11 Slade</u>
LOUISIANA-MONROE	1+1=2	0+2=2	1+0=1	1+1=2	0+3=3
SOUTHERN MISS	1+0=1	1+0=1	0+0=0	0+0=0	0+0=0
at Mississippi State	0+0=0	0+0=0	0+0=0	0+0=0	1+0=1
LSU	1+0=1	0+0=0	0+0=0	0+0=0	0+0=0
TENNESSEE	1+2=3	DNP	1+2=3	0+0=0	0+0=0
at Vanderbilt	1+1=2	0+0=0	1+1=2	0+1=1	0+0=0
ARKANSAS	DNP	0+0=0	2+1=3	0+0=0	1+2=3
at West Virginia	DNP	0+0=0	0+1=1	0+0=0	0+0=0
at Ole Miss	1+0=1	0+0=0	0+2=2	1+1=2	0+0=0
TENNESSEE-MARTIN					
GEORGIA					
at Alabama					

2008 Player Participation

Player	Pos.	2008 Games Played	2008 Starts	Career Games Played	Career Starts	Consec. Career Starts	Player	Pos.	2008 Games Played	2008 Starts	Career Games Played	Career Starts	Consec. Career Starts
Darvin Adams	WR	8	-	8	-	-	Eric Smith	RB	9	-	9	-	-
Harry Adams	DB	7	-	7	-	-	Rodgeriquus Smith	WR	9	7	42	33	5
Brian Anyadike	RB	-	-	2	-	-	Vance Smith	TE	9	2	9	2	-
Mike Berry	OL	9	2	15	5	2	Craig Stevens	LB	9	9	22	17	10
Montez Billings	WR	8	8	30	17	8	James Swinton	WR	7	1	28	1	-
Tray Blackmon	LB	6	4	21	17	-	Ben Tate	RB	9	2	31	9	-
Mike Blanc	DL	9	5	21	5	1	Patrick Tatum	P	-	-	7	-	-
Jason Bosley	OL	9	9	32	26	22	Christian Thompson	DB	8	-	8	-	-
Kodi Burns	QB	7	4	16	5	3	Neiko Thorpe	DB	8	1	8	1	-
Josh Bynes	LB	9	5	14	5	5	Jackson Timmerman	OL	1	-	2	-	-
Wes Byrum	K	9	-	22	-	-	Chris Todd	QB	7	5	7	5	-
Quindarius Carr	WR	9	-	9	-	-	Tommy Trott	TE	9	9	37	20	9
Antoine Carter	DE	7	-	20	-	-	Jonathan Vickers	DB	8	-	11	-	-
Neil Caudle	QB	1	-	2	-	-	Ryan Williams	DB	-	-	6	-	-
Wade Christopher	LB	-	-	2	-	-	Derek Winter	WR	5	-	5	-	-
Zach Clayton	DT	8	-	18	-	-	Terrell Zachery	WR	9	-	10	-	-
Drew Cole	DB	8	-	8	-	-	Lee Ziemba	OT	9	9	22	22	22
Antonio Coleman	DE	9	9	35	16	9							
Jared Cooper	OL	3	-	3	-	-							
Clayton Crofoot	H	9	-	9	-	-							
John Cubelic	WR	-	-	1	-	-							
Tristan Davis	RB	7	1	34	3	-							
Tez Doolittle	DT	9	4	31	4	-							
John Douglas	RB	2	1	2	1	-							
Robert Dunn	WR	8	4	40	7	1							
Clinton Durst	P	8	-	8	-	-							
Bart Eddins	OL	9	-	12	-	-							
Zac Etheridge	SS	9	9	24	21	12							
Chris Evans	LB	9	4	38	13	1							
Mario Fannin	RB	9	1	25	3	-							
Michael Goggans	DE	9	9	22	9	9							
Tyronne Green	OL	9	9	39	22	22							
Courtney Harden	LB	9	-	43	-	-							
Ryan Hastie	RB	1	-	1	-	-							
Tim Hawthorne	WR	9	1	22	4	-							
Adam Herring	LB	9	-	9	-	-							
D'Antoine Hood	DB	9	1	9	1	1							
Morgan Hull	K	4	-	6	-	-							
Byron Isom	OL	7	7	10	7	-							
Merrill Johnson	LB	9	5	42	15	-							
Brad Lester	RB	8	7	38	15	3							
Sen'Derrick Marks	DE	9	9	38	35	35							
Andrew McCain	OL	9	-	24	-	-							
Walter McFadden	DB	9	9	33	9	9							
Gabe McKenzie	TE	9	-	35	-	-							
Mike McNeil	DB	9	9	22	9	9							
Philip Pierre-Louis	WR	1	-	1	-	-							
Jerraud Powers	DB	7	7	33	20	-							
Ryan Pugh	OL	9	9	17	16	12							
Spencer Pybus	LB	9	-	9	-	-							
Chaz Ramsey	OL	-	-	10	10	-							
Jake Ricks	DT	9	-	28	-	-							
Aairon Savage	FS	-	-	19	15	-							
Jomarcus Savage	DL	1	-	1	-	-							
Robert Shiver	DS	9	-	35	-	-							
Ryan Shoemaker	P	1	-	13	-	-							
Mike Slade	DB	9	-	9	-	-							
Chris Slaughter	WR	6	-	18	-	-							
Brent Slusher	LB	-	-	2	-	-							

Top Ten Career Games Played (Active)	
1.	Courtney Harden 43
2.	Merrill Johnson 42
	Rodgeriquus Smith 42
4.	Robert Dunn 40
5.	Tyronne Green 39
6.	Chris Evans 38
	Brad Lester 38
	Sen'Derrick Marks 38
9.	Tommy Trott 37
10.	Antonio Coleman 35
	Gabe McKenzie 35

Top Ten Career Games Started (Active)	
1.	Sen'Derrick Marks 35
2.	Rodgeriquus Smith 33
3.	Jason Bosley 26
4.	Tyronne Green 22
	Lee Ziemba 22
6.	Zac Etheridge 21
7.	Jerraud Powers 20
	Tommy Trott 20
9.	Tray Blackmon 17
	Montez Billings 17
	Craig Stevens 17

Top Five Consecutive Starts (Active)	
1.	Sen'Derrick Marks 35
2.	Jason Bosley 22
	Tyronne Green 22
	Lee Ziemba 22
5.	Zac Etheridge 12
	Ryan Pugh 12

2008 Superlatives

Auburn Team Superlatives

Points Scored	34	vs. ULM (8/30)
Low	3	at Mississippi State (9/13)
First Downs	22	vs. Southern Miss (9/6)
Low	11	vs. Arkansas (10/11)
Rushing Plays	46	vs. ULM (8/30)
Low	25	at Ole Miss (11/1)
Net Rushing Yards	321	vs. ULM (8/30)
Low	56	vs. Arkansas (10/11)
Passes Attempted	43	at Ole Miss (11/1)
Low	21	at West Virginia (10/23)
Passes Completed	27	at Ole Miss (11/1)
Low	10	at Vanderbilt (10/4)
Had Intercepted	3	vs. Arkansas (10/11)
Low	0	at Ole Miss (11/1)
Net Passing Yards	319	at Ole Miss (11/1)
Low	85	vs. ULM (8/30)
Total Offensive Plays	75	vs. Southern Miss (9/6)
Low	61	vs. Arkansas (10/11)
Total Net Offense	406	vs. ULM (8/30)
Low	193	vs. Arkansas (10/11)
Fumbles	5	vs. Southern Miss (9/6)
Low	0	vs. ULM (8/30)
Fumbles Lost	3	vs. Southern Miss (9/6)
Low	0	at Mississippi State (9/13)
Penalties	12	at Mississippi State (9/13)
Low	2	vs. LSU (9/20)
Penalty Yards	94	at Mississippi State (9/13)
Low	5	vs. Arkansas (10/11)

Auburn Individual Superlatives

Rushing Attempts	27	by Ben Tate at Vanderbilt (10/4)
Net Rushing Yards	115	by Ben Tate vs. ULM (8/30)
Rushing TDs	1	eight times
Pass Attempts	43	last by Ben Tate at Ole Miss (11/1)
Pass Completions	27	by Kodi Burns at Ole Miss (11/1)
Had Intercepted	3	by Kodi Burns at Ole Miss (11/1)
Net Passing Yards	319	by Kodi Burns at Ole Miss (11/1)
Passing TDs	2	by Chris Todd at Vanderbilt (10/4)
Receptions	8	by Chris Slaughter at Ole Miss (11/1)
Receiving Yards	131	by Chris Slaughter at Ole Miss (11/1)
TD Receptions	1	six times
Punts	9	last by Brad Lester at W. Virginia (10/23)
Punt Average	48.6	by Clinton Durst vs. Tennessee (9/27)
Punts Inside 20	4	by Clinton Durst at Vanderbilt (10/4)
Punt Returns	4	by Clinton Durst vs. Arkansas (10/11)
Punt Return Yards	103	by Clinton Durst vs. ULM (8/30)
Kickoff Returns	5	by Robert Dunn vs. Southern Miss (9/6)
Kickoff Return Yards	182	by Robert Dunn vs. Southern Miss (9/6)
FG Attempts	3	by Tristan Davis vs. Arkansas (10/11)
FG Made	2	three times
Interceptions	1	last by Wes Byrum vs. Arkansas (10/11)
Interception Yards	59	three times
		last by Wes Byrum vs. Arkansas (10/11)

Auburn Individual Long Plays

Rushing	49	by Ben Tate vs. ULM (8/30)
Passing	58	by Chris Todd vs. LSU (9/20)
Receiving	58	by Tim Hawthorne vs. LSU (9/20)
Field Goal	52	by Wes Byrum vs. Southern Miss (9/6)
Punt	58	by Clinton Durst vs. ULM (8/30)
Punt Return	66	by Robert Dunn vs. ULM (8/30)
Kickoff Return	97	by Tristan Davis vs. Arkansas (10/11)
Interception Return	59	by Neiko Thorpe vs. Arkansas (10/11)

Opponent Team Superlatives

Points Scored	34	by West Virginia (10/23)
Low	0	by ULM (8/30)
First Downs	25	by West Virginia (10/23)
Low	6	by Mississippi State (9/13)
Rushing Plays	44	by Arkansas (10/11)
Low	27	by Southern Miss (9/6)
Net Rushing Yards	271	by West Virginia (10/23)
Low	37	by Southern Miss (9/6)
Passes Attempted	50	by Southern Miss (9/6)
Low	21	by West Virginia (10/23)
Passes Completed	33	by Southern Miss (9/6)
Low	8	by Tennessee (9/27)
Had Intercepted	2	three times
Low	0	last by West Virginia (10/23)
Net Passing Yards	268	last by Ole Miss (11/1)
Low	67	by Southern Miss (9/6)
Total Offensive Plays	77	by Tennessee (9/27)
Low	55	by Southern Miss (9/6)
Total Net Offense	445	by Arkansas (10/11)
Low	116	by Mississippi State (9/13)
Fumbles	4	by West Virginia (10/23)
Low	0	by Southern Miss (9/6)
Fumbles Lost	2	by Ole Miss (11/1)
Low	0	by ULM (8/30)
Penalties	8	five times
Low	1	last by Ole Miss (11/1)
Penalty Yards	76	by Southern Miss (9/6)
Low	7	by West Virginia (10/23)

Opponent Individual Superlatives

Rushing Attempts	35	by Michael Smith of Arkansas (10/11)
Net Rushing Yards	207	by Noel Devine of West Virginia (10/23)
Rushing TDs	1	four times
Pass Attempts	50	last by Noel Devine of West Virginia (10/23)
Pass Completions	33	by Austin Davis of Southern Miss (9/6)
Had Intercepted	2	by Austin Davis of Southern Miss (9/6)
Net Passing Yards	268	three times
Passing TDs	3	last by Pat White of West Virginia (10/23)
Receptions	12	by Austin Davis of Southern Miss (9/6)
Receiving Yards	118	by Pat White of West Virginia (10/23)
TD Receptions	2	by Shawn Nelson of Southern Miss (9/6)
Punts	10	by Shawn Nelson of Southern Miss (9/6)
Punt Average	52.0	by Dorrell Jalloh of West Virginia (10/23)
Punts Inside 20	5	three times
Punt Returns	5	last by Chad Cunningham of Tennessee (9/27)
Punt Return Yards	68	by Jeremy Davis of Arkansas (10/11)
Kickoff Returns	4	by Chad Cunningham of Tennessee (9/27)
Kickoff Return Yards	89	by Gerald Jones of Tennessee (9/27)
FG Attempts	3	by Luther Ambrose of ULM (8/30)
FG Made	2	by Dennis Johnson of Arkansas (10/11)
Interceptions	2	by Luther Ambrose of ULM (8/30)
Interception Yards	38	by Dennis Johnson of Arkansas (10/11)

Opponent Individual Long Plays

Rushing	63	by Michael Smith of Arkansas (10/11)
Passing	44	by Pat White of West Virginia (10/23)
Receiving	44	by Alric Arnett of West Virginia (10/23)
Field Goal	47	by Daniel Lincoln of Tennessee (9/27)
Punt	59	by Brady Dalfrey of LSU (9/20)
Punt Return	40	by Gerald Jones of Tennessee (9/27)
Kickoff Return	38	by Derek Pegues of Mississippi State (9/13)
Interception Return	38	by Dennis Rogan of Tennessee (9/27)

2008 Plays Of 20+ Yards

Yards	Type	Player(s)	Opponent	Qtr.
58	pass	Tim Hawthorne from Chris Todd	LSU	4th
49	run	Ben Tate	ULM	2nd
42	pass	Chris Slaughter from Kodi Burns	Ole Miss	4th
39	run	Ben Tate	Mississippi State	4th
38	pass	Tim Hawthorne from Kodi Burns	Arkansas	4th
37	pass	Chris Slaughter from Kodi Burns	Ole Miss	3rd
33	pass	Rodgeriquis Smith from Chris Todd	ULM	4th
33	pass	Tommy Trott from Kodi Burns	Arkansas	4th
31	pass	Montez Billings from Chris Todd	Mississippi State	3rd
30	pass	Montez Billings from Chris Todd	Mississippi State	2nd
30	pass	Rodgeriquis Smith from Chris Todd	LSU	1st
29	pass	Tim Hawthorne from Chris Todd	LSU	2nd
29	pass	Robert Dunn from Chris Todd	LSU	3rd
29	pass	Montez Billings from Kodi Burns	Ole Miss	3rd
28 (TD)	pass	Mario Fannin from Chris Todd	Vanderbilt	1st
27	pass	Ben Tate from Chris Todd	Southern Miss	1st
27 (TD)	run	Ben Tate	Ole Miss	3rd
24	pass	Tommy Trott from Chris Todd	Southern Miss	1st
24	pass	Mario Fannin from Kodi Burns	Vanderbilt	3rd
23	run	Kodi Burns	ULM	3rd
23	pass	Rodgeriquis Smith from Chris Todd	LSU	4th
22	pass	Tristan Davis from Kodi Burns	West Virginia	2nd
21	pass	Rodgeriquis Smith from Chris Todd	Southern Miss	2nd
21	pass	Ben Tate from Chris Todd	Southern Miss	3rd
21	pass	Tim Hawthorne from Kodi Burns	Ole Miss	3rd
20	pass	Tristan Davis from Chris Todd	Southern Miss	3rd
20	run	Ben Tate	Southern Miss	4th
20	pass	Robert Dunn from Chris Todd	Mississippi State	3rd
20	pass	Tim Hawthorne from Kodi Burns	Ole Miss	4th

Play Breakdown

BY PLAY

Pass.....	24
Run	5

BY GAME

Louisiana-Monroe	3
Southern Miss	6
at Mississippi State	4
LSU	5
Tennessee	0
at Vanderbilt	2
Arkansas	2
at West Virginia	1
at Ole Miss	6
Tennessee-Martin.....	-
Georgia.....	-
at Alabama	-

BY QUARTER

1st	4
2nd	5
3rd	11
4th	9

RUSHING

Ben Tate	4
Kodi Burns.....	1

PASSING

Chris Todd	15
Kodi Burns.....	9

RECEIVING

Tim Hawthorne	5
Rodgeriquis Smith	4
Montez Billings	3
Tristan Davis	2
Robert Dunn	2
Mario Fannin	2
Chris Slaughter	2
Ben Tate	2
Tommy Trott.....	2

The Last Time ...

An Auburn Team

Had 35 First Downs... vs. Western Carolina, 2002 (37)
Had 30 First Downs... vs. Tennessee, 2004 (31)
Had 400 yards rushing... vs. Mississippi State, 2003 (405)
Had 300 yards rushing... vs. Louisiana-Monroe, 2008 (321)
Had 50 or more rushing attempts... vs. Arkansas, 2005 (52)
Had six or more rushing TDs... at Kentucky, 2005 (6)
Had five or more rushing TDs... vs. New Mexico State, 2007 (5)
Had four or more rushing TDs... vs. Vanderbilt, 2007 (4)
Had 350 or more yards passing... vs. Tennessee, 2004 (374)
Had 300 or more yards passing... at Ole Miss, 2008 (319)
Had 50 or more pass attempts... vs. Mississippi State, 1997 (54)
Had 30 or more pass completions... vs. Arkansas, 1995 (34)
Had five TDs passing... vs. Louisiana Tech, 2001 (5)
Had four TDs passing... vs. Louisiana Tech, 2004 (4)
Had three TDs passing... vs. Tulane, 2006 (3)
Had 500 or more yards total offense... at Georgia, 2005 (506)
Had 80 or more total plays... vs. Clemson [Chick-fil-A], 2007 (90)
Scored 70 or more points... vs. Louisiana-Monroe, 2003 (73)
Scored 60 or more points... vs. Ball State, 2005 (63)
Scored 50 or more points... vs. New Mexico State, 2007 (55)
Scored 40 or more points... vs. New Mexico State, 2007 (55)
Had five or more fumbles... vs. Southern Miss (5), 2008
Did not commit a turnover... at LSU, 2007
Had 200-yard rusher and 100-yard receiver in a game... vs. Syracuse, 2002 (Carnell Williams [202 rush] and Marcel Willis [113 receiving])
Had 150-yard rusher and 150-yard receiver in a game... at Arkansas, 2001 (Carnell Williams [177 rush] and Tim Carter [156 receiving])
Had 100-yard receiver and 100-yard rusher in a game... at Ole Miss, 2006 (Kenny Irons [106 rush], Courtney Taylor [108 rec])
Had two 100-yard rushers in a game... vs. New Mexico State, 2007 (Ben Tate [111] and Mario Fannin [103])
Had two 150-yard rushers in a game... vs. Mississippi State, 2003 (Brandon Jacobs [182] and Carnell Williams [164])
Had three 100-yard rushers in a game ... vs. Maryland, 1983 (Tommie Agee [219], Lionel James [115] and Bo Jackson [105])
Had two 100-yard receivers in a game... vs. LSU, 1999 (Ronney Daniels [120] and Markeith Cooper [105])
Had a 60-yard run and a 60-yard pass in a game ... vs. Alabama, 2003 (Carnell Williams 80 rush, Jason Campbell to Ben Obomanu 64 pass)
Had three players with 2 rushing TDs... vs. Louisiana-Monroe, 2003 (Carnell Williams [2], Brandon Jacobs [2], Tre Smith [2])
Had two players with seven or more catches in a game ... Courtney Taylor vs. Alabama, 2003 (7), Silas Daniels vs. Alabama, 2003 (7)
Scored a touchdown on offense, defense and special teams... vs. Louisiana-Monroe, 2008 (2 offense [1 pass, 1 rush], 1 defense [fumble return], 1 special team [punt return])
Scored on the first offensive play ... vs. Alabama, 2003 (Carnell Williams, 80 yard run)
Returned a punt for a TD... vs. Louisiana-Monroe, 2008 (Robert Dunn) [66 yards]
Returned a kickoff for a TD... vs. Arkansas, 2008 (Tristan Davis) [97 yards]
Returned three Interceptions for TDs... vs. LSU, 1994 (Ken Alvis, Fred Smith, Brian Robinson)
Returned two Interceptions for TDs... vs. LSU, 1994 (Ken Alvis, Fred Smith, Brian Robinson)
Returned an Interception for a TD... vs. LSU, 2008 (Gabe McKenzie) [24]
Returned two fumbles for TDs... vs. Vanderbilt, 2002 (Spencer Johnson, Karlos Dansby)
Returned a fumble for a TD... vs. Tennessee, 2008 (Jake Ricks) [0]
Blocked a punt ... vs. Florida, 2006 (Jerraud Powers)
Blocked two punts... vs. La-Monroe, 2003 (3 - Justin Fetsko [2], Donnay Young)
Blocked three punts ... vs. La-Monroe, 2003 (3 - Justin Fetsko [2], Donnay Young)
Returned a blocked punt for a TD... vs. Florida, 2006 (Tre Smith)
Blocked a field goal ... at Vanderbilt, 2008 (Jake Ricks)
Blocked two field goals in a game... at Georgia, 2001 (Alton Moore, 2)
Blocked a PAT attempt ... vs. Arkansas, 2008 (Sen'Derrick Marks)
Blocked two PAT attempt ... vs. LSU, 1998 (Charles Dorsey, 2)
Missed a kicking PAT... at Vanderbilt, 2008 (Wes Byrum)
Had a punt blocked... at Mississippi State, 2008 (Clinton Durst)
Had a field goal blocked... vs. New Mexico State, 2007 (Wes Byrum)
Had a successful on-side kick... at West Virginia, 2008 (Wes Byrum/Wes Byrum)
Was held scoreless... vs. Southern California, 2003 (0-23)
Was held scoreless at Jordan-Hare Stadium... vs. Southern California, 2003 (0-23)

Held an opponent scoreless... vs. Louisiana-Monroe, 2008 (34-0)
Held an opponent scoreless at Jordan-Hare Stadium... vs. La-Monroe, 2008 (34-0)
Held an opponent to five or less first downs... vs. Ball State, 2001 (5)
Held an opponent to 10 or less first downs... vs. Tennessee, 2008 (9)
Intercepted five or more passes... at Tennessee, 2004 (5)
Intercepted four or more passes... at Tennessee, 2004 (5)
Held an opponent to 300 or less yards total offense... vs. Tennessee, 2008 (191)
Held an opponent to 200 or less yards total offense... vs. Tennessee, 2008 (191)
Held an opponent to 150 or less yards total offense... at Mississippi State, 2008 (116)
Held an opponent to 100 or less yards total offense... vs. Ball State, 2001 (92)
Held an opponent to 100 or less yards rushing... at Mississippi State, 2008 (38)
Held an opponent to 50 or less yards rushing... at Mississippi State, 2008 (38)
Held an opponent to negative yards rushing... vs. Florida, 2001 (-36)
Held an opponent to 100 or less yards passing... vs. Tennessee, 2008 (67)
Held an opponent without a touchdown... at Mississippi State, 2008
Scored a safety... vs. Arkansas, 2008 (Team)
Scored on a fake field goal... vs. Vanderbilt, 2000 (Duval pass to Diamond)
Scored an offensive two-point conversion ... at Alabama, 2006 (Lee Guess pass from Carl Stewart)
Scored two or more offensive two-point conversions... vs. Florida, 2002 [2]
Scored a defensive two-point conversion... vs. LSU, 1998 (Brad Ware)
Had 10 or more penalties... vs. Vanderbilt, 2007 (11)
Had 100 or more penalty yards... at Ole Miss, 2000 (112)
Had 35 minutes time of possession... at West Virginia, 2008 (35:19)
Was involved in a game that ended in a tie... vs. Georgia, 1994 (23-23)
Was involved in an overtime game... vs. Clemson [Chick-fil-A], 2007 (23-20 win)
Won a game without scoring an offensive touchdown ... at Miss. State, 2008 (3-2)

An Auburn Player

Rushed 40 times in a game... Carnell Williams vs. Syracuse, 2002 (40)
Rushed 35 times in a game... Kenny Irons at Georgia, 2005 (37)
Rushed 30 times in a game... Kenny Irons at Arkansas, 2005 (33)
Rushed for 200 yards in a game... Kenny Irons at LSU, 2005 (218)
Rushed for 150 yards in a game... Ben Tate vs. Tulane, 2006 (156)
Rushed for 100 yards in a game... Ben Tate at Vanderbilt, 2008 (108)
Rushed for 100 yards in five consecutive games... Kenny Irons vs. Alabama (103), at Georgia (179), at Kentucky (103), vs. Ole Miss (101), at LSU (218), 2005
Rushed for 100 yards in four consecutive games... Kenny Irons vs. Alabama (103), at Georgia (179), at Kentucky (103), vs. Ole Miss (101)
Rushed for 100 yards in three consecutive games... Kenny Irons vs. Alabama (103), at Georgia (179), at Kentucky (103), 2005
Rushed for 100 yards in consecutive games... Kenny Irons vs. Alabama (103), at Georgia (179), 2005
Rushed for 150 yards in three consecutive games... Carnell Williams vs. Tennessee (185), at Arkansas (150), vs. Mississippi State (164), 2003
Rushed for 150 yards in consecutive games... Kenny Irons at Arkansas (182), at LSU (218), 2005
Rushed for 4 or more TDs in a game... Carnell Williams vs. Mississippi State, 2003 (6)
Rushed for 3 or more TDs in a game... Mario Fannin vs. New Mexico State, 2007 (3)
Rushed for 2 or more TDs in four consecutive games... Carnell Williams vs. Western Carolina (2), vs. Vanderbilt (2), at Miss. State (2), vs. Syracuse (2), 2002
Rushed for 2 or more TDs in three consecutive games... Ronnie Brown at Florida (2), vs. LSU (2), at Ole Miss (3), 2002
Passed for 400 yards in a game... Ben Leard at Georgia, 1999 (416)
Passed for 300 yards in a game... Brandon Cox vs. Georgia Tech, 2005 (342)
Attempted 50 passes in a game... Dameyune Craig vs. Mississippi State, 1997 (54)
Attempted 40 passes in a game... Kodi Burns at Ole Miss, 2008 (43)
Threw five TDs in a game... Daniel Cobb vs. Louisiana Tech, 2001 (5)
Threw four TDs in a game... Daniel Cobb vs. Louisiana Tech, 2001 (5)
Threw three TDs in a game... Brandon Cox vs. Tulane, 2006 (3)
Had 400 yards total offense in a game... Jason Campbell vs. Tennessee, 2004 (431)
Had 300 yards total offense in a game... Kodi Burns at Ole Miss, 2008 (340)
Accounted for four or more TDs in a game... Carnell Williams vs. Mississippi State, 2003 (6)
Accounted for three or more TDs in a game... Mario Fannin vs. New Mexico St., 2007 (3)
Caught 15 passes in a game... Willie Goshua vs. Arkansas, 1995 (17)
Caught 10 or more passes in a game... Ronney Daniels vs. Central Florida, 1999 (10)
Caught seven or more passes in a game... Chris Slaughter at Ole Miss, 2008 (8)
Had 200 or more yards receiving in a game... Ronney Daniels at Georgia, 1999 (249)
Had 150 or more yards receiving in a game... Ben Obomanu vs. Ole Miss, 2003 (150)

The Last Time ...

Had 100 or more yards receiving in a game... Chris Slaughter at Ole Miss, 2008 (131)
Had 100 yards receiving in consecutive games... Courtney Taylor at Ole Miss (108); vs. Arkansas State (116), 2006
Caught four or more TD passes in a game... Alexander Wright vs. Pacific, 1987 (4)
Caught three or more TD passes in a game... Alexander Wright vs. Pacific, 1987 (4)
Caught two or more TD passes in a game... Robert Dunn vs. Tennessee Tech, 2007 (2)
Scored 15 or more points kicking... John Vaughn vs. Washington State, 2006 (16)
Scored 10 or more points kicking... Wes Byrum vs. Louisiana-Monroe, 2008 (10)
Kicked five or more field goals in a game... Jaret Holmes vs. UAB, 1996 (5)
Kicked four or more field goals in a game... John Vaughn vs. Florida, 2006 (4)
Had 150 kickoff return yards in a game... Tristan Davis vs. Arkansas, 2008 (182)
Had 100 punt return yards in a game... Robert Dunn vs. Southern Miss, 2008 (103)
Scored four or more TDs... Carnell Williams vs. Mississippi State, 2003 (6 rush)
Scored three or more TDs... Mario Fannin vs. New Mexico State, 2007 (3 rush)
Scored a rushing and receiving TD in a game... Carl Stewart vs. Nebraska [AT&T Cotton], 2007
Had an 80-yard run... Carnell Williams vs. Alabama, 2003 (80)
Had a 70-yard run... Tristan Davis at Kentucky, 2005 (75)
Had a 60-yard run... Mario Fannin vs. New Mexico State, 2007 (67)
Completed an 80-yard pass... Jason Campbell to Silas Daniels vs. Louisiana Tech, 2004 (87)
Completed a 70-yard pass... Jason Campbell to Silas Daniels vs. Louisiana Tech, 2004 (87)
Completed a 60-yard pass... Brandon Cox to Devin Aromashodu at Georgia, 2005 (62)
Kicked a field goal of 50 or more yards... Wes Byrum vs. Southern Miss, 2008 (52)
Kicked a field goal of 50 or more yards in consecutive games... John Vaughn, 2006; at Mississippi State (55), vs. Washington State (52)
Kicked two field goals of 50 or more yards in a game... Win Lyle vs. Tennessee, 1987 [55, 52]
Had a 70-yard punt... Kody Bliss vs. Tulane, 2006 (71)
Had a 60-yard punt... Ryan Shoemaker vs. New Mexico State, 2007 (67)
Blocked a field goal in a game... Jake Ricks at Vanderbilt, 2008
Blocked two field goals in a game... Alton Moore at Georgia, 2001
Blocked a PAT attempt ... Sen'Derrick Marks vs. Arkansas, 2008
Blocked two PAT attempts ... Charles Dorsey vs. LSU, 1998 (2)
Blocked a punt in a game... Jerraud Powers vs. Florida, 2006
Blocked two punts in a game... Justin Fetsko vs. Louisiana-Monroe, 2003 (2)
Intercepted three or more passes in a game... Junior Rosegreen at Tennessee, 2004 (4)
Intercepted two or more passes in a game... Jonathan Wilhite vs. New Mexico State, 2007 (2)
Intercepted a pass in consecutive games... Jerraud Powers, 2007; at Georgia; vs. Alabama, 2007
Intercepted a pass in three consecutive games... Jerraud Powers, 2007; vs. Tennessee Tech, at Georgia; vs. Alabama
Recovered two fumbles in a game... Sen'Derrick Marks at Alabama, 2006 (2)
Forced two fumbles in a game... Quentin Groves at Alabama, 2006 (2)

An Auburn Opponent

Scored 50 or more points... Georgia, 1996 (56) [4 OT]
Scored 40 or more points... Arkansas, 2001 (42)
Had 350 or more yards rushing... Arkansas, 2002 (426)
Had 300 or more yards rushing... Arkansas, 2002 (426)
Had 250 or more yards rushing... Arkansas, 2006 (279)
Had 50 or more rushing attempts... South Florida, 2007 (52)
Had 400 yards passing... Louisiana Tech, 2000 (433)
Had 350 yards passing... Tennessee, 2003 (355)
Had 300 yards passing... LSU, 2007 (319)
Had 50 or more pass attempts... Kansas State, 2007 (57)
Had 40 or more pass attempts... Kansas State, 2007(57)
Had 30 or more pass completions... Kansas State, 2007 (32)
Had 25 or more pass completions... Kentucky, 2005 (26)
Had four or more TDs passing... Florida, 2000 [SEC Championship] (4)
Had three or more TDs passing... LSU, 2007 (3)
Had five passes intercepted... Tennessee, 2004 (5)
Had four passes intercepted... LSU, 2002 (4)
Had 600 yards total offense... Florida, 1996 (625)
Had 500 yards total offense... Wisconsin, 2006 [Capital One] (548)
Had 400 yards total offense... vs. Arkansas, 2008 (416)
Had five or more fumbles... South Carolina, 2005 (5)
Lost four or more fumbles... at Mississippi State, 2002 (4)
Returned a punt for a TD... LSU, 2005 (Skyler Green, 66 yards)

Returned a kickoff for a TD... Alabama, 2003 (Brandon Brooks, 96 yards)
Returned an interception for a TD... Mississippi State, 2007 (Derek Pegues) (20 yards)
Returned a fumble for a TD... Arkansas, 1997 (C.J. McLain) (52 yards)
Blocked an Auburn punt... Mississippi State, 2008
Blocked an Auburn field goal... New Mexico State, 2007 (Mark Pole)
Held Auburn to 300 yards total offense... West Virginia, 2008 (260)
Held Auburn to 200 yards total offense... Arkansas, 2008 (193)
Held Auburn below 100 yards rushing... Ole Miss, 2008 (75)
Held Auburn below 50 yards rushing... Georgia Tech, 2003 (40)
Held Auburn to negative yards rushing... Tennessee, 1997 (-15)
Held Auburn below 100 yards passing... Vanderbilt, 2008 (98)
Held Auburn to 10 or less first downs... Georgia, 2006 (9)
Had 10 or more penalties... Arkansas, 2007 (10)
Had 100 or more yards in penalties... Arkansas, 2007 (100)
Had two 100-yard rushers in a game... Arkansas, 2006 [Darren McFadden, 145; Felix Jones, 104]
Had two 100-yard receivers in a game... Tulane, 2006 [Preston Brown, 139; Damarcus Davis, 126]
Had a 100-yard rusher and a 100-yard receiver... Tulane, 2006 [Matt Forte, 117; Preston Brown, 139 rec.; Damarcus Davis, 126 rec.]
Had a 100-yard rusher and two 100-yard receivers... Tulane, 2006 [Matt Forte, 117; Preston Brown, 139 rec.; Damarcus Davis, 126 rec.]
Did Not Have a Turnover ... vs. Ole Miss, 2008
Scored a safety... Mississippi State, 2008 (Ryan Pugh holding penalty)
Scored a two-point conversion... Alabama, 2005
Had 35 minutes time of possession... Arkansas, 2008 (35:02)

An Opposing Player

Rushed for 200 yards in a game... Noel Devine, West Virginia, 2008 (207)
Rushed for 150 yards in a game... Noel Devine, West Virginia, 2008 (207)
Rushed for 100 yards in a game... Cordera Eason, Ole Miss, 2008 (104)
Passed for 400 yards in a game... Luke McCown, La. Tech, 2000 (433)
Passed for 350 yards in a game... Casen Clausen, Tennessee, 2003 (355)
Passed for 300 yards in a game... Matt Flynn, LSU, 2007 (319)
Attempted 50 passes in a game... Josh Freeman, Kansas State, 2007 (57)
Attempted 40 passes in a game... Chase Holbrook, New Mexico State, 2007 (40)
Completed 25 passes in a game... Chase Holbrook, New Mexico State, 2007 (29)
Threw three or more TD passes in a game... Pat White, West Virginia, 2008 (3)
Had 400 yards total offense... Luke McCown, La. Tech, 2000 (436)
Had 350 yards total offense... Matt Flynn, LSU, 2007 (353)
Accounted for 3 or more TDs... Matt Flynn, LSU, 2007 (3)
Caught 10 or more passes... Shawn Nelson, Southern Miss, 2008 (12)
Caught seven or more passes... Shawn Nelson, Southern Miss, 2008 (12)
Had 100 yards receiving... Shawn Nelson, Southern Miss, 2008 (118)
Had 200 yards receiving... Charles Lee, Central Florida, 1999 (203)
Caught three or more TD passes... Chris Collins, Ole Miss, 2002 (3)
Scored three TDs... Chris Collins, Ole Miss, 2002 (3 receiving)
Had a 90-yard run... Guy Minor, LSU, 1936 (90)
Had an 80-yard run... C.J. Spiller, Clemson [Chick-fil-A], 2007 (83) [TD]
Had a 70-yard run... C.J. Spiller, Clemson [Chick-fil-A], 2007 (83) [TD]
Had a 60-yard run... Michael Smith, Arkansas, 2008 (63)
Completed an 80-yard pass... Bryan Randall to Josh Morgan, Virginia Tech, 2004 (80) [TD]
Completed a 70-yard pass... Bryan Randall to Josh Morgan, Virginia Tech, 2004 (80) [TD]
Completed a 60-yard pass... Andre' Woodson to Rafael Little, Kentucky, 2005 (65)
Kicked a 50-yard field goal... Steve Lindsey, Ole Miss, 1997 (52)
Had a 70-yard punt... Blake McAdams, Mississippi State, 2007 (73)
Had a 60-yard punt... Blake McAdams, Mississippi State, 2007 (73)
Made three or more FGs ... Colt David, LSU, 2007 (3)