



AUBURN TIGERS

2008 FOOTBALL



GAME 7

#20/23/20 AUBURN (4-2, 2-2 SEC) vs. ARKANSAS (2-3, 0-2 SEC)

OCTOBER 11, 2008 • 4:00 PM CT • TV: PPV

JORDAN-HARE STADIUM (87,451) • AUBURN, AL



QUICK FACTS

COACHES:

Tommy Tuberville (Southern Arkansas, 1976)
 Auburn Record.....84-35 (10th year)
 vs. Arkansas5-4
 Overall Record109-55 (14th year)
 vs. Arkansas6-7

Bobby Petrino (Carroll, 1983)
 Arkansas Record 2-3 (1st year)
 vs. Auburn.....First meeting
 Overall Record43-12 (5th year)
 vs. Auburn.....First meeting

SERIES:

AU leads, 10-6-1
 at AuburnAU leads, 4-2-1
 at FayettevilleAU leads, 5-3
 Neutral sitesTied, 1-1
 at Memphis, TNAU leads, 1-0
 at Little Rock, ARUA leads, 1-0
 Last MeetingAU 9, UA 7
 Oct. 13, 2007 in Fayetteville, AR
 Current Streak.....AU, 1

RANKINGS:

Auburn20 AP/23 USA Today/20 Harris
 ArkansasNot ranked

TELEVISION:

Pay-per-view (Live)

Play-by-playAndy Burcham
 AnalystsCole Cubelic, Jimmy Dykes
 Pay-per-view will be available in the states of Alabama and Arkansas to cable subscribers and small dish owners who subscribe to DirecTV (Ch. 787) or Dish Network (Ch. TBA). Fans should contact their local cable provider or small dish provider to order the game. Other home dish owners should call 1-800-TV-STARs to order the game.

RADIO:

The Auburn Network provides radio coverage to over 50 stations that cover the Southeast. Rod Bramblett (play-by-play), Stan White (color), Quentin Riggins (sideline), Paul Ellen (studio) and Andy Burcham (locker room) provide gameday analysis.

SATELLITE RADIOXM Radio 199
 LOCALLYWKKR-FM (97.7)

ESPN Radio (Live)

Play-by-playDave Barnett
 AnalystDennis Franchione
 SidelinesJoe Schad

INTERNET:

Live audio & statswww.auburntigers.com

THE GAME

Arkansas visits Auburn as both teams look to bounce back after losses to nationally-ranked teams last Saturday. Arkansas has dropped three in a row - all against nationally-ranked teams - while Auburn has fallen in two of its last three games, both against ranked squads. The game will be televised on a pay-per-view basis.

AUBURN HEADLINES

- ▶ The road team has won the last three games in the series and five of the last six.
- ▶ Auburn has a record of 263-65-7 (.796) at Jordan-Hare Stadium, including a 49-11 (.817) mark since 2000.
- ▶ Over the past five seasons, Auburn is 9-1 in its first game played after a loss, including a 14-12 victory over Tennessee this season.
- ▶ Auburn is tied for second nationally in scoring defense, allowing just 11.2 points per game.
- ▶ Auburn held five of its first six opponents to 14 points or less, which is only the second time since 1988 that Auburn has achieved that feat (2004).
- ▶ Auburn leads the nation in opponents' third-down conversion percentage, surrendering just 17 first downs in 93 attempts (18.3 percent).
- ▶ Auburn ranks seventh nationally in total defense (248.8), 13th in pass defense (154.3) and 14th in rushing defense (94.5).
- ▶ Auburn has is one of just six teams - and two teams that have played six games - that have allowed just one or no rushing touchdowns this season.
- ▶ Auburn ranks third nationally allowing just 4.70 yards per pass attempt and has held its SEC opponents to an average of just 130.5 passing yards per game.
- ▶ Auburn has outscored its opponents 75-16 in the first half this season and has allowed just three first-quarter points all year.
- ▶ Sen'Derrick Marks leads the SEC and ranks tied for 28th nationally with eight tackles for loss.
- ▶ Antonio Coleman ranks third in the SEC with four sacks and is second on the team behind Marks in tackles for loss with seven.
- ▶ Robert Dunn ranks fifth nationally in punt returns (21.4).
- ▶ Rodgeriquis Smith ranks sixth in Auburn history with 103 career receptions.
- ▶ Auburn has two players with more than 1,500 career rushing yards on the squad. Ben Tate has rushed for 1,796 career yards, which is 16th in Auburn history, and Brad Lester has 1,586 career rushing yards, which ranks 21st.
- ▶ Auburn has had 12 true freshmen play this season.

AUBURN (4-2, 2-2 SEC)

Date	Opponent	Score/Time
Aug. 30	LOUISIANA-MONROE	W, 34-0
Sept. 6	SOUTHERN MISS [Raycom]	W, 27-13
Sept. 13	at Mississippi State [ESPN2]	W, 3-2
Sept. 20	#6/6 LSU [ESPN]	L, 21-26
Sept. 27	TENNESSEE [CBS]	W, 14-12
Oct. 4	at #19/19/19 Vanderbilt [ESPN]	L, 13-14
Oct. 11	ARKANSAS	4 p.m.
Oct. 23	at West Virginia [ESPN]	6:30 p.m.
Nov. 1	at Ole Miss	TBA
Nov. 8	TENNESSEE-MARTIN	1:30 p.m.
Nov. 15	GEORGIA	TBA
Nov. 29	at Alabama	TBA

All times Central

ARKANSAS (2-3, 0-2 SEC)

Date	Opponent	Score/Time
Aug. 30	WESTERN ILLINOIS	W, 28-24
Sept. 6	LOUISIANA-MONROE	W, 28-27
Sept. 20	#9/13 ALABAMA [Raycom]	L, 14-49
Sept. 27	at #7/7 Texas [ABC]	L, 10-52
Oct. 4	#12/13/11 FLORIDA [Raycom]	L, 7-38
Oct. 11	at #20/23/20 Auburn	4 p.m.
Oct. 18	at Kentucky [ESPNU]	6 p.m.
Oct. 25	OLE MISS	TBA
Nov. 1	TULSA	1 p.m.
Nov. 8	at South Carolina	TBA
Nov. 22	at Mississippi State	TBA
Nov. 28	LSU [CBS]	1:30 p.m.

All times Central

2008 Auburn Football Game Notes

STATISTICAL COMPARISON

AUBURN VS. ARKANSAS 2008 STATISTICS

	<u>AU</u>	<u>UA</u>
Scoring Offense	18.7	17.4
Total Offense	309.2	352.2
First Downs	16.8	19.0
Rushing Yards	148.5	100.6
Passing Yards	160.7	251.6
Time of Possession	30:31	28:39
3rd Down Pct.	30%	38%
Scoring Defense	11.2	38.0
Yards Allowed	248.8	388.0
Rushing Yards Allowed	94.5	208.4
Passing Yards Allowed	154.3	179.6

STATISTICAL LEADERS

2008 STATISTICS

RUSHING YARDS

AUBURN	ARKANSAS
Ben Tate.....501	Michael Smith.....423
Brad Lester186	DeAnthony Curtis58
Kodi Burns78	Joe Adams36
Eric Smith74	Dennis Johnson29

PASSING YARDS

AUBURN	ARKANSAS
Chris Todd885	Casey Dick1189
Kodi Burns79	Tyler Wilson69

RECEPTIONS

AUBURN	ARKANSAS
Rodgeriquis Smith19	D.J. Williams25
Robert Dunn.....15	Joe Adams.....18
Montez Billings12	Michael Smith.....18
Mario Fannin11	London Crawford.....12

POINTS SCORED

AUBURN	ARKANSAS
Wes Byrum28	Michael Smith.....24
Robert Dunn.....18	D. J. Williams.....14
Ben Tate.....12	Casey Dick.....12
Nine tied with.....6	Shay Haddock.....7

TACKLES

AUBURN	ARKANSAS
Zac Etheridge31	Jerry Franklin42
Mike McNeil.....30	Adrian Davis31
Jerraud Powers26	Jamar Love.....29
Antonio Coleman24	Elton Ford26

INTERCEPTIONS

AUBURN	ARKANSAS
Jerraud Powers2	Ramon Broadway1
Three tied with.....1	Jerry Franklin1

AU-ARK SERIES NOTES

Auburn has won four of the last five games in the series ... The road team has won the last three contests and five of the last six ... The Tigers went 5-1-1 in the first seven meetings in the series, before Arkansas won four of the next five contests ... The winning team has scored 21 or more points in every game of the series except 2003 and 2007 ... Eight winning scores in the series have been 30 or more points ... Eight of the 17 games between the two schools have been decided by seven points or less ... Auburn's come-from-behind victory in Fayetteville in 2005 was the only time the team trailing at the half rallied to win since 1994 ... In the last six meetings, Arkansas has averaged 203.5 yards rushing, but only 138.3 yards passing.

ARKANSAS QUICK HITTEES

Arkansas has dropped three straight games to fall to 2-3 overall and 0-2 in the SEC ... Bobby Petrino had never previously lost three consecutive games as a college head coach ... Arkansas is playing its fourth game in a row against a nationally-ranked team for the first time in school history ... The Razorbacks, who ranked fourth nationally in rushing last year averaging 286.5 yards per game, are 107th this year with an average of 100.6 per contest ... Conversely, Arkansas is No. 2 in the SEC in passing offense this season (251.6) after ranking 11th last year (163.4) ... The Razorbacks are ranked 112th nationally in scoring defense (38.0) and 114th in turnover margin (-1.6) ... Arkansas has also had trouble protecting the quarterback, ranking last nationally in sacks allowed (4.2) ... Michael Smith leads the conference in all-purpose yardage, averaging 150.0 yards per game, including 105.8 per contest on the ground ... Jerry Franklin leads the defense with 42 tackles and has one of Arkansas' two interceptions this season ... Center Johnathan Luigs was named to multiple preseason All-America teams.

ARKANSAS TIGERS

Auburn head coach Tommy Tuberville is a native of Arkansas, as are sophomores Kodi Burns (Fort Smith) and Lee Ziemba (Rogers) and redshirt freshman Adam Herring (Springdale).

A native of Camden, Ark., Tuberville graduated from Harmony Grove High School, and went on to play free safety at Southern Arkansas University.

After graduating from SAU in 1976, Tuberville was an assistant coach at Hermitage High School for two seasons before serving as its head coach from 1978-79. From 1980-84, Tuberville was a defensive ends and linebackers coach at Arkansas State University.

TUBS IN ARKANSAS HALL OF FAME

Auburn head coach Tommy Tuberville was inducted into the Arkansas Sports Hall of Fame as part of the Class of 2008. The induction ceremony was held at Alltel Arena in North Little Rock in February. A native of Camden, Ark., Tuberville was one of 12 individuals that were part of the ASHOF's 50th anniversary class.

ALABAMA RAZORBACKS

Three members of the Arkansas squad are from the state of Alabama. Sophomore defensive end Damario Ambrose and junior wide receiver London Crawford are from Mobile and sophomore linebacker Ryan Powers is from Athens.

AU-UA CONNECTIONS

- ▶ Arkansas head coach Bobby Petrino was the offensive coordinator at Auburn during the 2002 season. Auburn went 9-4 during his one season on the Plains.
- ▶ Auburn redshirt freshman linebacker Adam Herring is the son of former Arkansas defensive coordinator/linebackers coach Reggie Herring. The elder Herring was linebackers coach at Auburn from 1986-91.

ON THIS DATE

Auburn is 11-3-1 all-time on Oct. 11 and has won three straight and nine of its last 10. The Tigers last played on Oct. 11 in 2003 when Auburn beat Arkansas, 10-3, in Fayetteville. Another memorable Oct. 11 win came in 1958 when Auburn, which had just earned a No. 1 national ranking, won at Kentucky, 8-0, to run its winning streak to 17 games.

IN OCTOBER

Auburn is 287-145-18 (.658) all-time in the month of October, including a 23-14 mark under Tommy Tuberville. The Tigers are 23-8 in their last 31 games in October.

JORDAN-HARE STADIUM

Now in its 69th year as home to the Auburn football team, Jordan-Hare Stadium is the nation's ninth-largest on-campus stadium, with a capacity of 87,451 fans. The Tigers are 263-65-7 (.796) at Jordan-Hare Stadium, including a 49-11 (.817) mark since 2000. AU went 7-0 at home in both 2000 and 2004, and posted a 6-1 mark in 2005.

BOUNCING BACK

Auburn has responded well after losses under head coach Tommy Tuberville. Over the past five seasons, the Tigers are 9-1 in their first game played after a loss, including a 14-12 victory over Tennessee after Auburn's first loss this season. The Tigers have had only one two-game losing streak in the past five seasons, dropping games to South Florida and Mississippi State early last season.

2008 Auburn Football Game Notes

TOUGH TO SCORE AGAINST

Auburn has allowed just 67 points through the first six games, tying the Tigers for second in the nation in scoring defense at 11.2 points per game. Five of Auburn's first six opponents have been held to 14 points or less, which is only the second time since 1988 that Auburn has achieved that feat. The 2004 team did not allow more than 14 points in any of its first six games.

Last season, Auburn allowed 102 points in the first six games (17.0 per game) en route to a season in which the Tigers finished sixth nationally in scoring defense.

THIRD DOWN DOMINATION

Auburn's defense has been spectacular on third downs this season, as the Tigers lead the nation in opponent third-down conversions. Auburn opponents have converted just 17-of-93 third downs for 18.3 percent. ULM was just 2-of-18 on third downs in the opener, Auburn limited Southern Miss to just 1-of-14 on third downs Sept. 6, Mississippi State was 0-of-14 Sept. 13, LSU was 4-of-14 Sept. 20, Tennessee was 4-of-16 Sept. 27 and Vanderbilt was 6-of-17 last Saturday.

Auburn went more than eight quarters earlier this year without allowing a third-down conversion. From a first-quarter Southern Miss conversion until LSU converted in the second quarter Sept. 20, the Tigers had played 28 straight third downs without allowing a first down.

Auburn's defense has been particularly stingy in the first and fourth quarters, with opponents converting 3-of-20 (15.0 percent) in the opening period and 3-of-26 (11.5 percent) in the final period. Forcing third and long has been the key, as 55 of the 93 attempts (59.1 percent) have come with seven or more yards needed for a first down.

DEFENSE SHINING

Under first-year defensive coordinator Paul Rhoads, Auburn's defense has been stellar in areas beyond scoring defense and third-down conversions. The Tigers are ranked in the top 20 nationally in several other defensive categories, including total defense (248.8, 7th), pass efficiency defense (97.43, 11th), pass defense (154.3, 13th) and rushing defense (94.5, 14th).

NOT GIVING UP GROUND

Not only does Auburn's defense rank 14th nationally against the run (94.5 yards per game), but the Tigers have allowed just one rushing touchdown this season. Only one team has not allowed a rushing touchdown this season (Texas, which has played only five games to Auburn's six), while just four others have matched Auburn with only one TD allowed on the ground, and three of the four have played just five games.

SECONDARY TO NONE

Auburn's secondary has been solid despite a lack of depth this season, as the Tigers rank 13th nationally defensively in pass defense (154.3) and 11th in pass efficiency defense (97.43). The Tigers are allowing only 4.70 yards per pass attempt, which is the third best mark in the nation, behind only Georgia Tech (4.32) and Arizona (4.40).

Auburn has held four of its six opponents to 157 or fewer yards passing, including two that failed to reach 100. Tennessee threw for just 67 yards Sept. 27, and Mississippi State had 78 yards through the air Sept. 13.

Auburn opponents should be ready for more of the same in the future, as there are no seniors in the group of starters or top reserves.

SUPER POWERS

Junior cornerback Jerraud Powers had his second interception of the season against Vanderbilt. Powers, who also has three pass break-ups this year, now has six interceptions for his career. He ranks third on the team with 26 tackles and also had his first career punt return against Vanderbilt.

HIGH MARKS

Junior All-American candidate Sen'Derrick Marks has been a terror on the defensive line for the Auburn defense. Marks leads the SEC and ranks tied for 28th nationally with eight tackles for loss, including two sacks. Marks, who has started all 32 games since the start of the 2006 season, now has 28 tackles for loss during his career.

COLEMAN LIGHTING UP QBs

Junior defensive end Antonio Coleman has four sacks in Auburn's first six games to lead the team and rank third in the SEC, and his seven tackles for loss ranks second on the team behind Sen'Derrick Marks and tied for fourth in the SEC. Coleman, who also has a team-high seven quarterback hurries this year, now has 12.5 sacks during his career, and needs three more to crack Auburn's career top 10.

FIRST-HALF SCORING DIFFERENTIAL

Auburn has outscored its opponents 75-16 in the first half, having allowed just one touchdown and three field goals in the first half this season. Auburn has surrendered just three points in the first quarter all season while scoring 34.

Auburn played nearly the first seven quarters of its season without allowing a point, surrendering its first score of the season with just 2:33 left in the third quarter against Southern Miss after going 102:27 without being scored upon.

SEC SUCCESS

Auburn has won 28 of its last 36 Southeastern Conference games and 29 of its last 37 games against SEC schools, including the 2004 SEC Championship game victory over Tennessee. Auburn's success against conference schools dates back to more than just the past five seasons, as since the start of the 2000 season, the Tigers have the second-best record among the 12 league schools in regular season conference games. The following are the combined conference records of the 12 SEC schools from 2000-08.

	W-L	Pct.
LSU	49-17	.742
Auburn	49-19	.721
Florida	48-19	.716
Georgia	46-20	.697
Tennessee	44-22	.667
Alabama	33-34	.493
Arkansas	32-34	.485
South Carolina	31-36	.463
Ole Miss	25-42	.373
Kentucky	15-50	.231
Mississippi State	15-51	.227
Vanderbilt	12-55	.179

TIGERS SINCE 2000

Since the start of the 2000 season, Auburn has one of the best records in all of the Football Bowl Subdivision. The Tigers' record of 79-29 (.731) ranks 11th among all 119 programs. The list of the top 20 programs since 2000 in terms of winning percentage follows:

	W-L	Pct.
1. Boise State	90-16	.849
2. Texas	89-18	.832
3. Oklahoma	87-17	.837
4. Ohio State	86-21	.804
5. LSU	86-22	.796
6. USC	84-22	.792
7. Georgia	84-24	.778
8. Virginia Tech	84-25	.771
9. Miami (Fla.)	78-26	.750
10. TCU	77-27	.740
11. Auburn	79-29	.731
12. Louisville	76-28	.731
13. Florida	78-29	.729
14. Michigan	75-30	.714
15. Boston College	75-31	.708
16. West Virginia	71-33	.683
17. Tennessee	73-34	.682
18. Oregon	71-34	.676
19. Utah	69-33	.676
20. Florida State	73-35	.676

2008 Auburn Football Game Notes

ROAD RULERS SINCE 2004

Auburn has been one of the nation's best road teams since 2004, posting the county's fifth-best record in road games, and the third-best in road and neutral site games.

Top Ten Road Records Since 2004

1. Texas	17-2 (.895)
2. Virginia Tech	18-3 (.857)
3. USC	20-4 (.833)
Georgia	15-3 (.833)
5. Auburn	14-4 (.778)
6. Boise State	17-5 (.773)
7. Ohio State	16-5 (.762)
8. West Virginia	17-6 (.739)
9. Oklahoma	12-5 (.706)
10. Michigan	13-6 (.684)

Top Ten Road & Neutral Site Records Since 2004

1. Texas	25-4 (.862)
2. USC	24-5 (.828)
3. Auburn	18-5 (.783)
4. Georgia	21-6 (.778)
5. West Virginia	20-7 (.741)
6. LSU	18-7 (.720)
Boise State	18-7 (.720)
Ohio State	18-7 (.720)
9. Virginia Tech	20-8 (.714)
10. Louisville	17-9 (.654)

WINNING THE CLOSE ONES

Auburn's one-point loss to Vanderbilt snapped a string of five straight victories for Auburn in games decided by four points or less. It was the first one-point loss for Auburn since a 30-29 defeat at the hands of Tennessee in the 1997 SEC Championship game in Atlanta.

Under Tommy Tuberville, the Tigers are now 17-6 in games decided by four points or less, and have won eight of their last 10. Since the 2000 season, Auburn is 7-1 in games decided by just one or two points.

RUNNING BACK U.

Auburn is continuing its tradition of producing high-caliber running backs, with two backs on the squad that have over 1,500 career rushing yards. Junior Ben Tate leads the team with 501 yards rushing and ranks 16th in Auburn history with 1,796 career yards. Senior Brad Lester had 186 yards this season and has pushed his career total to 1,586, which ranks 21st. They were the first pair of Auburn running backs to enter a season with more than 1,000 yards rushing each since Carnell Williams and Ronnie Brown in 2004.

CENTURY RECEIVER

Senior Rodgeriquis Smith became the seventh player in Auburn history to accumulate 100 career receptions during Auburn's game against Vanderbilt Oct. 4. Smith, who leads the team with 19 catches for 184 yards and a score this season, now has 103 career catches, which ranks sixth in school history. Smith also has 1,450 career receiving yards, which ranks ninth best in Auburn history.

SPREADING IT AROUND

Auburn had 11 different players catch passes Sept. 6 vs. Southern Miss, marking the most players to catch a pass in a game for Auburn since 2005 against Ole Miss. The Tigers have had 14 different players catch passes this season, including 10 players with multiple receptions.

SUCCESS FROM THE FIRST START

Sophomore Josh Bynes filled in for Tray Blackmon as the starting middle linebacker Sept. 27 against Tennessee, and his first start was a memorable one. Bynes led the team with 11 tackles (six solo, five assists), becoming the first and only Auburn player this season to record a double-digit tackle effort.

DYNAMITE DEBUT

Chris Todd completed 21-of-31 passes for 248 yards in his first career start for Auburn Sept. 6 vs. Southern Miss. It marked the most yards passing by an Auburn quarterback since Brandon Cox threw for 251 yards against Arkansas State in 2006. Todd completed 7-of-9 passes for 90 yards in the first 10 minutes of the

game, surpassing Auburn's entire passing yardage total from the season opener.

Todd threw for a career-best 250 yards Sept. 20 against LSU, tossing a go-ahead 15-yard touchdown to Robert Dunn with 6:40 left in the game.

DUNN DEAL

Robert Dunn currently ranks fifth nationally in punt returns, averaging 21.4 yards per return. In the season opener against Louisiana-Monroe, Dunn snapped an Auburn streak of 144 consecutive games and 374 punt returns without a touchdown, which was the longest streak in the nation, by returning a kick 66 yards for a score.

Dunn, who was only 10 years old the last time Auburn had a punt return for a touchdown, appeared to accomplish the feat again Sept. 6 against Southern Miss, but what would have been a 65-yard return for a score was reduced to 47 yards due to a block in the back at the 18-yard line that occurred 5 yards behind Dunn, who was about to cruise into the end zone.

Dunn, who has had five of his nine returns this season go for at least 17 yards, finished the Southern Miss game with 103 punt return yards, becoming the first Tiger to have more than 100 punt return yards in a game since Joe Walkins against Ball State on Sept. 1, 2001.

DURST CONTINUING TO EXCEL

Redshirt freshman Clinton Durst, who burst onto the scene in the spring and was the Special Teams MVP of the A-Day game after averaging 48.3 yards on three punts, ranks third in the SEC and 21st nationally, averaging 42.9 yards per punt this year with 11 punts placed inside the 20-yard line. His kicks, which have included 10 fair catches, have helped Auburn rank fourth in the SEC in net punting at 37.0 yards per kick.

Durst is part of an impressive stable of young kickers that also includes sophomore punter Ryan Shoemaker, who was a first-team preseason All-SEC selection this season after averaging 42.4 yards per punt last year, before being supplanted as Auburn's punter by Durst.

Auburn's group of young kickers also includes sophomore kicker Wes Byrum, who led Auburn in scoring last year with 86 points, including 17 field goals which is tied for third most in a single season in school history. He made game-winning field goals in the closing seconds at Florida and at Arkansas last season.

In addition, sophomore Patrick Tatum averaged 43.4 yards on 16 punts last season while Shoemaker was out with an injury, and sophomore Morgan Hull has also handled the kickoff duties part-time in each of the last two seasons.

2008 Auburn Football Game Notes

FIRST TIMERS

Auburn has had 21 players play in their first collegiate games at Auburn this season, including 12 true freshmen. The true freshmen that have seen action this season include: DB Harry Adams, WR Darvin Adams, DB Drew Cole, DB D'Antoine Hood, WR Philip Pierre-Louis, LB Spencer Pybus, DL Jomarcus Savage, RB Eric Smith, TE Vance Smith, DB Christian Thompson, DB Neiko Thorpe and WR Derek Winter. Others who have played in their first games at Auburn include: WR Quindarius Carr, OL Jared Cooper, H Clayton Crofoot, RB John Douglas, P Clinton Durst, RB Ryan Hastie, LB Adam Herring, DB Mike Slade, and QB Chris Todd.

IN THE POLLS

For the sixth consecutive year, Auburn was nationally ranked to begin the season, and the Tigers are currently 20th in the Associated Press poll and the Harris Interactive Poll and are 23rd in the *USA Today* Coaches Poll.

This season marked the first time since the 1986-91 seasons that Auburn was ranked at the start of six consecutive seasons. The Tigers, then at No. 10, were also ranked in the top 10 of the AP Preseason Poll for the third time since 2003. The Tigers were the preseason No. 6 team in 2003 and ranked No. 4 in the initial 2006 poll.

NO SHUTOUTS ALLOWED

Auburn has scored in 69 consecutive games, which is the second-longest streak in school history. The Tigers have not been shut out since a 23-0 loss to USC to open the 2003 season. It will be a while before Auburn could challenge the school record. The Tigers scored in 149 straight games from Oct. 4, 1980 through Nov. 14, 1992.

SHUTOUT CITY

Auburn shut out Louisiana-Monroe in the season opener, 34-0, for its first shutout since a 27-0 win against Arkansas State on Nov. 4, 2006. It marked the ninth shutout by Auburn during the Tommy Tuberville era, and was the first shutout in a season opener since a 31-0 victory over ULM in the 2004 opener.

Auburn's nine shutouts since the 2000 season are tied with LSU for the most in the SEC during that span. No other SEC school has more than four shutouts since 2000.

WHEN SCORING 20+ POINTS

Under Tommy Tuberville, Auburn is 68-8 when scoring 20 or more points in a game, including a 65-7 mark in the regular season. Dating back to 1995, Auburn is 89-15 when scoring 20 or more points in a game.

30+ POINTS EQUALS VICTORY

Under Tommy Tuberville, Auburn is 45-0 when scoring 30 or more points in a game. Auburn has won 50 consecutive games when scoring 30 or more points.

The last time the Tigers lost when registering at least 30 points was a 56-49, four overtime loss to Georgia in 1996.

In the last 23 years, Auburn is 119-2 when scoring 30 points.

VS. RANKED TEAMS

Auburn is 20-20 against nationally-ranked teams during the Tommy Tuberville era, including a 12-6 record since the 2004 season. The Tigers have beaten at least one nationally-ranked team during each of Tuberville's previous nine seasons on the Plains.

TUBERVILLE IN TENTH SEASON

Tommy Tuberville is in his tenth season at Auburn in 2008 and his 14th as a head coach in the Southeastern Conference. Tuberville has the third-longest tenure in the SEC (second-longest active streak) behind Phillip Fulmer of Tennessee and Steve Spurrier of South Carolina, who will each coach his 16th season in the league this year.

Tuberville has amassed a record of 84-35 in his 10 seasons at Auburn and an overall mark of 109-55. He has led the Tigers to eight straight bowl appearances.

Tuberville is fourth all-time at Auburn in wins, and is the fourth-longest tenured coach in school history.

14 AND COUNTING

In his 14th year as a head coach, Tommy Tuberville has five assistant coaches who have been with him all 14 years. That group includes: defensive tackles coach Don Dunn, running backs/special teams coach Eddie Gran, wide receivers coach Greg Knox, offensive line coach Hugh Nall and defensive ends coach Terry Price.

TUBERVILLE'S TOP 10

In recognition of Tommy Tuberville's 10th season at Auburn, Auburn fans had the opportunity to vote for the 10 biggest wins during the Tommy Tuberville era this summer on www.auburntigers.com. More than 4,500 votes were cast, and the results were as follows:

No. 10	Auburn 17, Alabama 10	11/24/07
No. 9	Auburn 34, Tennessee 10	10/2/04
No. 8	Auburn 7, LSU 3	9/16/06
No. 7	Auburn 28, Alabama 18	11/19/05
No. 6	Auburn 17, Alabama 7	11/23/02
No. 5	Auburn 31, Georgia 30	11/12/05
No. 4	Auburn 27, Florida 17	10/14/06
No. 3	Auburn 20, Florida 17	9/29/07
No. 2	Auburn 10, LSU 9	9/18/04
No. 1	Auburn 23, Florida 20	10/13/01

AROUND THE SEC

SEC STANDINGS

Eastern Division

	SEC		Overall	
	W	L	W	L
Vanderbilt	3	0	5	0
Florida	2	1	4	1
Georgia	1	1	4	1
South Carolina	1	2	4	2
Kentucky	0	1	4	1
Tennessee	0	2	2	3

Western Division

	SEC		Overall	
	W	L	W	L
Alabama	3	0	6	0
LSU	2	0	4	0
Auburn	2	2	4	2
Ole Miss	1	2	3	3
Arkansas	0	2	2	3
Mississippi State	0	2	1	4

LAST WEEK'S RESULTS

Saturday, Oct. 4

Florida 38, ARKANSAS 7
 South Carolina 31, OLE MISS 24
 ALABAMA 17, Kentucky 14
 VANDERBILT 14, Auburn 13
 TENNESSEE 13, Northern Illinois 9

Home team in CAPS

THIS WEEK'S SCHEDULE

Saturday, Oct. 11

South Carolina at Kentucky, 12:30 pm ET [Raycom]
 Vanderbilt at Mississippi State, 1:30 pm CT
 Tennessee at Georgia, 3:30 pm ET [CBS]
 Arkansas at Auburn, 4 pm CT
 LSU at Florida, 8 pm ET [CBS]

2008 Auburn Football Game Notes

AUBURN IN THE SEC/NCAA STATS

(Through games played 10/4)

TEAM	SEC	NCAA
Opponent 3rd-Down Conv. (18.3)1st	1st
Scoring Defense (11.2)2nd	T2nd
Pass Def. Efficiency (97.43)2nd	11th
Tackles For Loss (7.0)2nd	22nd
Opponent First Downs (13.7)3rd	T5th
Total Defense (248.8)3rd	7th
Net Punting (36.96)4th	38th
Pass Defense (154.3)5th	13th
Punt Returns (18.3)5th	13th
Rushing Defense (94.5)5th	14th
Red Zone Defense (72.7)5th	34th
Sacks By (2.2)5th	T43rd
Kickoff Coverage (43.9)5th	
Time Of Possession (30:31)6th	55th
Rushing Offense (148.5)7th	60th
Turnover Margin (-0.5)7th	T85th
Sacks Allowed (2.0)9th	T74th
Penalties (58.7)9th	83rd
First Downs (16.8)9th	94th
Scoring Offense (18.7)9th	103rd
Field Goals (.556)T9th	
Kickoff Return (19.0)10th	93rd
Passing Offense (160.7)10th	103rd
Opponent Penalties (41.0)10th	
Total Offense (309.2)11th	104th
Pass Efficiency (104.98)11th	105th
Red Zone Offense (65.0)11th	T111th
Third-Down Conversions (29.7)12th	112th

INDIVIDUAL

	SEC	NCAA
S. Marks, Tackles For Loss (1.3)1st	T28th
R. Dunn, Punt Returns (21.4)3rd	5th
C. Durst, Punting (42.9)3rd	21st
A. Coleman, Sacks (0.67)3rd	T41st
A. Coleman, Tackles For Loss (1.2)T4th	T59th
B. Tate, Rushing (83.5)5th	51st
C. Todd, Pass Efficiency (112.22)9th	92nd
W. Byrum, Field Goals (.83)10th	T68th
C. Todd, Total Offense (141.2)10th	--

THE SENIOR CLASS

Head Coach Tommy Tuberville has a senior class that includes 16 players at Auburn in 2008. The Tigers' group of 16 seniors is the fourth most during the Tuberville era. The largest group of seniors was 21 in 2006, while the 2004 group had 18 and last year's squad had 17. During Tuberville's tenure, Auburn's other senior classes have consisted of: 15 in 2005, 13 in 2003, 15 in 2002, 10 in 2001, 14 in 2000 and 14 in 1999.

The 2008 seniors include: C Jason Bosley, RB Tristan Davis, DT Tez Doolittle, WR Robert Dunn, LB Chris Evans, OL Tyrone Green, LB Courtney Harden, TE Bryan Harris, FB Ryan Hastie, LB Merrill Johnson, RB Brad Lester, WR Charles Olatunji, DS Robert Shiver, WR Rodgeriqu Smith, WR James Swinton and DB Jonathan Vickers.

FIFTH-YEAR SENIORS GO FOR NEW MARK

Auburn's group of fifth-year seniors has a chance to match last year's fifth-year seniors as the only classes to win 50 games in five years. With 42 wins in the previous four seasons, the Tigers need eight wins to reach 50 victories over the past five seasons, and nine wins to surpass that class as the winningest five-year class in school history. Members of the squad that have been at Auburn since 2004 are Tristan Davis, Tez Doolittle, Tyrone Green, Courtney Harden, Merrill Johnson, Brad Lester, James Swinton and Jonathan Vickers.

SECOND SENIOR SEASON

The 2008 season marks the third straight year that Auburn has had a player on the squad repeating his senior season due to an injury. Tez Doolittle is back for his second stint as a senior after missing last year with an Achilles injury. In 2007, Cole Bennett repeated his senior season after breaking his ankle during the third game of the 2006 season. David Irons was granted a sixth year of eligibility prior to the 2006 season due to a season-ending knee injury he suffered in the 2004 preseason.

IRON MEN

Of Auburn's 16 seniors, eight have seen time in more than 30 games during their careers. Courtney Harden leads the group, having played in 40 of a possible 44 games over the past four seasons, and is followed closely by Merrill Johnson (39), Rodgeriqu Smith (39), Robert Dunn (37), Tyrone Green (36), Brad Lester (35), Chris Evans (35) and Robert Shiver (32). Green, Smith and Shiver are the only three members of the senior class to have played in all 32 games over the past three seasons.

STARTS STREAKS

Junior Sen'Derrick Marks currently own the longest starting streak on the squad, having started all 32 games over the past three seasons. No other player has a starting streak that dates back to the 2006 season. Rodgeriqu Smith had started 28 straight games until the Sept. 13 contest at Mississippi State.

Four other players have started all 19 games dating back to the start of the 2007 season. Seniors Jason Bosley and Tyrone Green, junior Jerraud Powers and sophomore Lee Ziemba have all started every game since last season.

POSITION CHANGES

A number of players have changed positions since last season.

Junior Sen'Derrick Marks moved back to defensive tackle, where he started all 13 games as a freshman before starting every game as a defensive end last year.

Sophomore Mario Fannin, who played running back last season, splits out as a wide receiver in Auburn's new spread offense this year.

Sophomore tackles Lee Ziemba moved from right tackle to left tackles, switching spots with Jason Bosley the last two games, moving to center while Bosley plays right tackle.

Junior Gabe McKenzie, who had played tight end during each of his first three seasons at Auburn, switched to defensive end Aug. 19 during preseason camp, and A.J. Greene moved from defensive end to the offensive line Sept. 10.

TIGER GRADS

Auburn began the season with eight graduates on the roster.

The Tiger graduates include: OL Jason Bosley (finance), RB Tristan Davis (criminology), DL Tez Doolittle (criminology), OL Tyrone Green (criminology), LB Courtney Harden (criminology), LB Merrill Johnson (criminology), WR Rodgeriqu Smith (business administration) and WR James Swinton (public administration).

Listed are the top 10 programs in terms of number of players who have completed their bachelor's degrees prior to the start of the 2008 season.

1. Miami (Fla.).....13
2. Boston College10
- Virginia Tech10
4. Maryland9
5. Auburn8
- Clemson8
- Pittsburgh.....8
8. Arizona State7
- Memphis.....7
- Ohio State.....7
- Penn State.....7

2008 Auburn Football Game Notes

OFFENSE BY THE NUMBERS

Auburn's offense lost three-year starting quarterback Brandon Cox, but still returned nearly all of its leading rushers and receivers, as well as players responsible for more than 90 percent of their points scored in 2007.

Category	2007	Returning	Percent
Passing Yards	2,317	145	6.3%
Rushing Yards	2,040	2,099	102.9%
Receptions	204	168	82.4%
Receiving Yards	2,317	1,873	80.8%
Scoring	315	1284	90.2%
Touchdowns	38	33	86.8%
Total Offense	4,357	2,244	51.5%
All-Purpose Yards	5,809	5,087	87.6%

OFFENSIVE LINE EXPERIENCED

The offensive line was a concern for Auburn entering the 2007 season after the Tigers lost four senior starters from the 2006 squad. But three true freshmen joined a pair of juniors in the starting lineup beginning with the season's fourth game, and the Tigers went on to win eight of their last 10 contests. Inexperience is far from an issue this season as the entire group returns for 2008, although sophomore guard Chaz Ramsey has been battling a back injury. Senior center Jason Bosley and senior guard Tyronne Green anchor the group after starting every game last year, while sophomore Lee Ziemba has switched from right tackle to left tackle after also starting every game in 2007 as a true freshmen. Sophomore Ryan Pugh, who started the final 10 games last year, switches from left to right tackle, and junior Byron Isom has moved into the other guard slot for Ramsey.

GONE ON D

Defensively in 2008, Auburn is replacing four starters from last year's squad that led the SEC and ranked sixth in the nation in scoring defense (16.9), including two interior linemen and two members of the secondary. Defensive tackles Josh Thompson and Pat Sims combined for 104 tackles including 16 for losses, while safety Eric Brock and cornerback Patrick Lee ranked fifth and sixth on the team with 59 and 55 tackles, respectively. In addition, NFL draft picks Quentin Groves and Jonathan Wilhite were seniors in 2007.

However, three of the top four leading tacklers return in sophomore safety Zac Etheridge (65), senior linebacker Chris Evans (64) and junior cornerback Jerraud Powers (63). Powers also shared the team lead with four interceptions.

Other key returners include juniors Antonio Coleman and Sen'Derrick Marks on the defensive line. Coleman had team highs of 18.5 tackles for loss and 8.5 sacks, while Marks was named to several preseason All-America teams.

Other returning starters are junior linebacker Tray Blackmon and sophomore linebacker Craig Stevens.

In addition to ranking sixth in the nation

in scoring defense, the 2007 Auburn defense also ranked sixth nationally in total defense (297.9) and pass defense (173.2).

AUBURN BY THE NUMBERS

The Tigers return 46 lettermen from last season, including 22 on offense, 20 on defense and four specialists. Auburn returns eight starters on offense and seven on defense.

Auburn's roster of 113 players includes 16 seniors, 18 juniors, 35 sophomores, 15 redshirt freshmen and 29 freshmen. The underclassmen (79) represent 69.9 percent of the Tigers' roster.

A number of walk-ons joined the program after the first day of classes on August 18.

TIGER PROS

Auburn has demonstrated a proficiency for placing players in the National Football League. Auburn had 27 players listed on opening day NFL rosters, which was tied for 12th most of any college in the nation. The Seattle Seahawks have the most former Tigers, with five former Auburn players on the roster, while the Washington Redskins have four.

SCORING FROM ALL SIDES

Auburn achieved a rare feat during the opener against Louisiana-Monroe, scoring touchdowns on offense, defense and special teams. The Tigers scored on a fumble return for a touchdown by Michael Goggans on their first defensive play, then added a punt return for a score by Robert Dunn later in the first quarter. When Brad Lester rushed for a touchdown in the third quarter, it marked the first time Auburn scored touchdowns in all three facets of the game since during a 73-7 victory over ULM in 2003.

ROAD WARRIORS

Over the past five seasons, Auburn has the nation's third-best record in games played away from home (road or neutral site games). The Tigers are 18-5 (.783) since the start of the 2004 season outside of Jordan-Hare Stadium, trailing only Texas (25-4, .862) and USC (24-5, 828). In SEC games, Auburn is 15-4 against SEC teams outside of Auburn since the 2004 season.

AUBURN IN 2008 BY THE NUMBERS

CATEGORY	2008
Record.....	4-2
SEC	2-2
West	1-1
East.....	1-1
Non-Conference	2-0
Home	3-1
Away	1-1
Neutral	0-0
Day	2-1
Night (6 p.m. or later)	2-1
TV Games	3-1
CBS.....	1-0
ESPN	0-2
ESPN2	1-0
Raycom	1-0
Scoring First.....	4-1
Opponent Scoring First	0-1
Leading at Half	4-2
Trailing at Half	0-0
Tied at Half	0-0
Leading after Third.....	4-0
Trailing after Third	0-2
Tied after Third.....	0-0
Overtime Games	0-0
Scoring less than 20 pts.....	2-1
Scoring 20+ points	2-1
Scoring 30+ points	1-0
Allowing less than 20 pts.	4-1
Allowing 20+ points	0-1
Allowing 30+ points	0-0
Rushing for less than 100 yds.....	1-1
Rushing for over 100 yds.	3-1
Rushing for 200+ yds.....	1-0
Passing for 200+ yds.	1-1
Passing for 300+ yds.	0-0
Totalling less than 300 yds.....	1-1
300+ yds. of total offense	3-1
400+ yds. of total offense	1-0
Allowing less than 100 yds. rushing.....	3-0
Allowing less than 300 yds. total off.	3-1
Allowing 300+ yds. total offense	1-1
Having 100-yd. rusher	1-1
Opp. have 100-yd. rusher.....	0-1
No turnovers	0-0
Less than 3 turnovers	2-2
3 or more turnovers	2-0
No takeaways	0-0
3 or more takeaways	1-0
More than 30:00 of possession	3-0
Less than 30:00 of possession	1-2

2008 Auburn Football Game Notes

TIGERS TOUGH ON TOP TEN

Auburn has won nine of its last 13 games against teams ranked in the *Associated Press* top 10. The Tigers have won five of their last eight against top-ten teams and six of their last seven at home.

Last year, Auburn won at No. 4 Florida, 20-17, and in 2006, the Tigers beat No. 3 LSU (7-3) and No. 2 Florida (27-17). In 2005, Auburn posted victories at No. 9 Georgia (31-30) and against No. 8 Alabama (28-18). In 2004, Auburn defeated No. 5 LSU (10-9), No. 10 Tennessee (34-10), No. 8 Georgia (24-6) and No. 9 Virginia Tech (16-13) in the NOKIA Sugar Bowl.

Three of the four losses against top-10 teams since the 2004 season have come in close calls against LSU - in overtime in 2005 by a 20-17 score, by a 30-24 score in 2007 when LSU scored on a 22-yard pass play with just one second left, and 26-21 this year when LSU scored a TD with 1:03 remaining.

During the Tommy Tuberville era, Auburn is 15-13 in games played against top 10 teams, and is 15-8 dating back to a 23-20 upset of No. 1-ranked Florida Oct. 13, 2001.

Dating back to the 2002 season, Auburn has played 22 games against top 10 teams.

WINNING IN WHITE

Auburn has won 16 of its last 18 games when wearing all white uniforms, including this season's road opener at Mississippi State. The Tigers had not lost when wearing white jerseys during the entire 2004-07 seasons, until Georgia broke the 15-game winning streak in white in Athens last November. The Tigers went 5-0 in all white uniforms in 2004, 3-0 in 2005, 4-0 in 2006 and 3-1 in 2007. The streak includes the 2004 SEC Championship game against Tennessee, a 2007 AT&T Cotton Bowl Classic victory over Nebraska and last year's home victory over Vanderbilt when the team wore all white to honor the 1957 national championship team. Auburn also has road wins at Alabama (twice), Ole Miss (twice), Arkansas (twice), Mississippi State (twice), Florida, Georgia, Tennessee, South Carolina and Kentucky during that span.

UNDER THE LIGHTS AT JORDAN-HARE

Auburn has been tough to beat in night games at Jordan-Hare Stadium, including a season-opening victory over Louisiana-Monroe this year. The Tigers have accumulated a record of 15-3 since the 2000 season in home games starting at 6 p.m. or later. That stretch includes a 4-1 record against ranked opponents, with wins over No. 1 Florida in 2001, No. 2 Florida in 2006, No. 7 Tennessee in 2003 and No. 14 Georgia in 2000.

OVER TWENTY MILLION SERVED

Auburn surpassed the 20 million mark in all-time total attendance at Jordan-Hare Stadium during the game against Louisiana-Monroe. The Tigers, now in their 69th season at Jordan-Hare Stadium, have drawn 20,336,017 fans. It took 51 seasons for Auburn to draw its first 10 million fans, but took just 18 more to draw the second 10 million. The Tigers surpassed 10 million fans during the fourth home game of the 1990 season - a 56-6 victory over Vanderbilt on Oct. 13.

TIGERS ON CSS

Comcast/Charter Sports Southeast (CSS) will broadcast encore presentations of Auburn football, every Sunday at 6 p.m. ET/5 p.m. CT with Andy Burcham handling play-by-play duties and Cole Cubelic doing color commentary. CSS will also air the Auburn Football Review every Tuesday at 5 p.m. ET/4 p.m. CT and the Auburn Football Preview every Friday at 4:30 p.m. ET/3:30 p.m. CT.

CSS is a 24-hour regional sports network serving approximately 5.8 million households across 12 Southeastern states.

DID YOU KNOW?

Linebacker Courtney Harden and defensive tackle Jermarcus Ricks are brothers ... Brad Lester was a high school teammates of the Atlanta Braves' Jeff Francoeur ... Walter McFadden's older brother Bryant plays for the Pittsburgh Steelers ... Clinton Durst was recommend to the Auburn staff by former Auburn and PGA golfer Buddy Gardner ... Neiko Thorpe's last name was Lipscomb until he had it legally changed to his father's last name this summer.

2008 Auburn Football Game Notes

CAREER STATS VS. ARKANSAS

Player	PASSING			Yds/Gm
	C-A-I	TD	Yds	
N/A				

Player	RUSHING			
	No.	Yds	Avg.	TD
Brad Lester	32	149	4.7	0
Ben Tate	23	91	4.0	0
Mario Fannin	3	9	3.0	0
Kodi Burns	1	1	1.0	0

Player	RECEIVING			
	No	Yds	Avg.	TD
Rodgeriquis Smith	8	83	10.4	1
Montez Billings	5	31	6.2	0
Gabe McKenzie	2	21	10.5	0
Robert Dunn	1	30	30.0	0
Tommy Trott	2	-1	-0.5	0
Brad Lester	1	2	2.0	0
Mario Fannin	1	0	0.0	0

Player	DEFENSIVE		Misc.
	UA+A	= Total	
Aairon Savage	6+5	= 11	
Tray Blackmon	6+3	= 9	
Craig Stevens	5+1	= 6	
Chris Evans	3+2	= 5	3 PBU
Sen'Derrick Marks	3+2	= 5	
Jerraud Powers	4+0	= 4	TFL, INT
Antonio Coleman	3+0	= 3	Sack, 2 TFL
Zac Etheridge	1+2	= 3	PBU
Jake Ricks	1+1	= 2	
Tommy Trott	1+0	= 1	
Tristan Davis	0+1	= 1	

THE LAST MEETING

#22 **AUBURN** 9
ARKANSAS 7

October 13, 2007

Razorback Stadium (72,463) • Fayetteville, Ark.

Brandon Cox marched Auburn 50 yards in a minute and 15 seconds and handed over the reigns to Wes Byrum in what seemed a *deja vu* moment for the Tigers. Byrum booted a 20-yard field goal with 21 seconds remaining to give Auburn a 9-7 win in front of a stunned 72,463 Arkansas fans in Razorback Stadium.

Two weeks earlier Byrum drilled a 43-yard field goal as time expired to beat then-No. 4 Florida, 20-17, in Gainesville.

Defense was the story of the game as the Tigers held the nation's best running duo - Darren McFadden and Felix Jones - to a mere 85 yards on the ground. It was their lowest combined total since Nov. 25, 2005.

Arkansas' running game averaged 338 yards per game entering the contest, but finished with a net of 67. McFadden brought with him the nation's third-ranked rushing game, averaging 155.8 yards, but was held to 43 total yards on 17 carries against the AU defense.

The Razorbacks were No. 10 in the nation in scoring at 42.6 points a game, but the Tigers limited Arkansas to seven points, which were not scored until 1:36 left in the fourth quarter.

After trailing most of the game, the Razorbacks were given new life when Byrum missed a 46-yard field goal with 4:19 left, keeping the score 6-0. A pass interference call against Auburn started the drive, and after 15-yard pass from Robert Johnson to Peyton Hills and a 17-yard run from Jones, Arkansas took the lead 7-6 when Casey Dick hit Lucas Miller with a 13-yarder in the end zone.

Brad Lester returned the ensuing kick 22 yards to the Auburn 47 and Cox took over. He hit Rodgeriquis Smith for eight yards and Montez Billings for three before connecting with Robert Dunn for a 30-yard gain, the longest play of the game for either team.

Ben Tate ran three straight times and set up Byrum for the game-winning kick.

Arkansas took possession after the Byrum kick and had 21 seconds to win the game, but Jerraud Powers ended any hope for the Razorbacks when he intercepted a Dick pass as the game clock expired.

For the third straight game, Auburn scored on its opening drive. The Tigers moved 67 yards on 14 plays and settled for a 22-yard Byrum field goal. Arkansas' best chance of scoring in the first half ended when Alex Tejada missed a 41-yard field goal attempt with 10:51 left in the second quarter.

Auburn had two other scoring opportunities in the second half, but Byrum missed on a 36-yard field goal attempt on the last play of the third quarter and on the 46-yarder with 4:19 left in regulation.

The only other score of the game before the final minutes came at the 10:11 mark in the fourth quarter when Byrum made a 38-yarder, giving Auburn a 6-0 lead.

Auburn finished with 290 total yards and held Arkansas to 193. Tate and Lester combined for 180 yards on the ground.

SCORING SUMMARY

Auburn3	0	0	6	-	9
Arkansas0	0	0	7	-	7

AU—Byrum 22 field goal, 8:48, 1st
 AU—Byrum 38 field goal, 10:11, 4th
 UA—Miller 13 pass from Dick (Tejada kick), 1:36, 4th
 AU—Byrum 20 field goal, 00:21, 4th

TEAM STATISTICS

	AU	UA
First Downs	21	11
Rushes-Yards	53-189	25-67
Passing Yards	101	126
Comp-Att-Int	13-23-0	13-27-1
Total Yards	76-290	52-193
Punts-Avg.	5-38.4	9-40.8
Fumbles/Lost	1-1	2-0
Penalties-Yards	6-35	10-100
3rd Down Conv.	1-of-13	3-of-13
Time of Possession	35:53	24:07

INDIVIDUAL STATISTICS

RUSHING: (AU) Tate 23-91, Lester 21-89, Fannin 3-9, Stewart 1-6, Burns 1-1, Cox 4(-7); (UA) McFadden 17-43, Jones 6-42, Dick 2(-18).

PASSING: (AU) Cox 13-23-0, 101; (UA) Dick 12-26-1, 111 (TD), Johnson 1-1-0, 15.

RECEIVING: (AU) Billings 5-31, Smith 4-19, Dunn 1-30, Stewart 1-13, Bennett 1-8, Fannin 1-0; (UA) Hillis 5-59, Miller 2-25 (TD), Jones 2-9, Williams 1-14, Fish 1-9, Crawford 1-5, McFadden 1-5.

2008 Auburn Football Game Notes

AUBURN-ARKANSAS SERIES RESULTS

(AU leads 10-6-1)

YEAR	SCORE	SITE	DATE
1984:	AU, 21-15	at Memphis, TN	Dec. 27
[Liberty Bowl]			
1992:	Tie, 24-24	at Auburn	Oct. 31
1993:	AU, 31-21	at Fayetteville	Oct. 30
1994:	AU, 31-14	at Auburn	Oct. 29
1995:	UA, 30-28	at Little Rock, AR	Oct. 28
1996:	AU, 28-7	at Auburn	Nov. 2
1997:	AU, 26-21	at Fayetteville	Oct. 25
1998:	UA 24-21	at Auburn	Oct. 31
1999:	UA, 34-10	at Fayetteville	Oct. 30
2000:	AU, 21-19	at Auburn	Oct. 28
2001:	UA, 42-17	at Fayetteville	Oct. 27
2002:	UA, 38-17	at Auburn	Oct. 12
2003:	AU, 10-3	at Fayetteville	Oct. 11
2004:	AU, 38-20	at Auburn	Oct. 16
2005:	AU, 34-17	at Fayetteville	Oct. 15
2006:	UA, 27-10	at Auburn	Oct. 7
2007:	AU, 9-7	at Fayetteville	Oct. 13

at Auburn: AU leads, 4-2-1

at Fayetteville: AU leads, 5-3

at Neutral Sites: Tied, 1-1

at Little Rock, AR: UA leads, 1-0

at Memphis, TN: AU leads, 1-0

TOP PERFORMANCES VS. ARKANSAS

INDIVIDUAL BESTS

Rushing Attempts.....	35, Carnell Williams, 2003
.....	33, Kenny Irons, 2005
Rushing Yards	246, Stephen Davis, 1994
.....	211, James Bostic, 1992
.....	182, Kenny Irons, 2005
.....	150, Carnell Williams, 2003
Receptions	17, Willie Gosha, 1995
Receiving Yards	222, Willie Gosha, 1995
.....	156, Tim Carter, 2001
.....	134, Frank Thomas, 1993
Passing Attempts	52, Patrick Nix, 1995
.....	40, Daniel Cobb, 2001
Passing Completions	34, Patrick Nix, 1995
.....	22, Daniel Cobb, 2001
Passing Yards	387, Patrick Nix, 1995
.....	297, Jason Campbell, 2004
.....	254, Daniel Cobb, 2001
Passing Touchdowns	3, Jason Campbell, 2004
.....	3, Brandon Cox, 2005

TEAM BESTS

Rushing Attempts.....	53, 2007
Rushing Yards.....	274, 1992
Passing Attempts	52, 1995
Passing Completions	34, 1995
Passing Yards	387, 1995
Total Offense.....	522, 2004

GAME-BY-GAME STATISTICS

Date	Site	Result	Attend	Rank		AU				Passing				Tot Off		UA				Tot Off							
				AU	UA	FD	No	Yds	TD	C-	A-	I	Yds	TD	No	Yds	FD	No	Yds	TD	C-	A-	I	Yds	TD	No	Yds
12/27/84	Memphis, TN	W, 21-15	50,180	16	---	13	49	168	2	5	15	0	84	0	64	252	20	37	130	1	19	40	4	226	1	77	356
10/31/92	Auburn	T, 24-24	77,933	---	---	21	44	274	2	15	26	1	164	0	70	438	10	44	110	1	8	20	1	104	0	64	214
10/30/93	Fayetteville, AR	W, 31-21	50,100	9	---	25	47	247	3	15	26	1	212	0	73	459	19	32	95	1	17	41	1	286	2	73	381
10/29/94	Auburn	W, 31-14	85,214	4	---	18	37	255	3	10	18	1	173	1	55	428	20	51	171	1	14	28	0	151	0	79	322
10/28/95	Little Rock, AR	L, 28-30	55,630	11	---	26	15	91	2	34	52	2	387	2	67	478	24	61	213	1	17	24	0	199	2	85	412
11/2/96	Auburn	W, 28-7	84,763	24	---	21	47	184	3	12	19	0	185	1	66	369	15	36	144	1	11	25	3	139	0	61	283
10/25/97	Fayetteville, AR	W, 26-21	41,277	11	---	11	30	77	0	13	25	0	244	1	55	321	19	36	10	0	20	43	1	325	2	79	335
10/31/98	Auburn	L, 21-24	78,649	---	14	13	40	101	1	13	20	2	225	2	60	326	12	39	80	1	18	28	2	235	2	67	315
10/30/99	Fayetteville, AR	L, 10-34	51,133	---	---	11	27	80	1	17	30	0	115	0	57	195	22	41	175	1	20	30	0	254	3	71	429
10/28/00	Auburn	W, 21-19	83,642	25	---	18	39	113	2	19	30	2	240	1	69	353	16	29	166	2	20	42	3	204	0	71	370
10/27/01	Fayetteville, AR	L, 17-42	67,213	17	---	20	31	238	1	22	40	2	254	1	71	492	19	43	148	3	11	16	0	149	2	59	297
10/12/02	Auburn	L, 17-38	84,692	24	---	21	40	104	1	21	34	2	288	1	74	392	18	45	426	5	7	15	1	66	0	60	492
10/11/03	Fayetteville, AR	W, 10-3	74,026	---	7	13	42	160	1	10	18	1	118	0	60	278	17	39	173	0	13	28	0	168	0	67	341
10/16/04	Auburn	W, 38-20	87,451	4	---	26	47	225	2	17	20	1	297	3	67	522	15	29	128	0	14	29	0	209	3	58	337
10/15/05	Fayetteville, AR	W, 34-17	71,673	21	---	28	53	233	1	17	26	2	203	3	78	436	16	30	148	2	17	28	1	174	0	58	322
10/7/06	Auburn	L, 10-27	87,451	2	---	16	31	60	0	17	29	0	153	1	60	213	17	45	279	2	7	10	0	87	1	55	366
10/13/07	Fayetteville, AR	W, 9-7	72,463	22	---	21	53	189	0	13	23	0	101	0	76	290	11	25	67	0	13	27	1	126	1	52	193

2008 Auburn Honors and Awards

TRAY BLACKMON

- ▶ *Lindy's* Preseason First-Team All-SEC
- ▶ Preseason Second-Team All-SEC
- ▶ Preseason Coaches Second-Team All-SEC
- ▶ Phil Steele's Preseason Third-Team All-SEC

JASON BOSLEY

- ▶ SEC Offensive Lineman of the Week (Sept. 8)
- ▶ Rimington Trophy Watch List

WES BYRUM

- ▶ *Sporting News* Preseason First-Team All-SEC
- ▶ *Athlon* Preseason First-Team All-SEC
- ▶ Preseason Second-Team All-SEC

ANTONIO COLEMAN

- ▶ SEC Defensive Lineman of the Week (Sept. 29)
- ▶ Bronko Nagurski Trophy Watch List
- ▶ *Sporting News* Preseason First-Team All-SEC
- ▶ Preseason Second-Team All-SEC
- ▶ *Athlon* Preseason Second-Team All-SEC
- ▶ Phil Steele's Preseason Second-Team All-SEC
- ▶ Preseason Coaches Third-Team All-SEC

TRISTAN DAVIS

- ▶ Phil Steele's Preseason Fourth-Team All-SEC

TYRONNE GREEN

- ▶ Lombardi Award Watch List
- ▶ *Lindy's* Preseason Second-Team All-American
- ▶ Preseason Second-Team All-SEC
- ▶ Preseason Coaches Second-Team All-SEC
- ▶ *Lindy's* Preseason Second-Team All-SEC
- ▶ *Athlon* Preseason Second-Team All-SEC

BRAD LESTER

- ▶ Doak Walker Award Watch List

SEN'DERRICK MARKS

- ▶ Walter Camp Award Watch List
- ▶ Outland Trophy Watch List
- ▶ Lombardi Award Watch List
- ▶ Bronko Nagurski Trophy Watch List
- ▶ *Sports Illustrated* Preseason All-American
- ▶ Playboy Preseason All-American
- ▶ *Lindy's* Preseason First-Team All-American
- ▶ *Sporting News* Preseason Third-Team All-American
- ▶ Preseason First-Team All-SEC
- ▶ Preseason Coaches First-Team All-SEC
- ▶ *Sporting News* Preseason First-Team All-SEC
- ▶ *Lindy's* Preseason First-Team All-SEC
- ▶ *Blue Ribbon* Preseason First-Team All-SEC
- ▶ *Athlon* Preseason Third-Team All-SEC
- ▶ Phil Steele's Preseason Third-Team All-SEC

JERRAUD POWERS

- ▶ Preseason Second-Team All-SEC
- ▶ Preseason Coaches Second-Team All-SEC
- ▶ *Lindy's* Preseason Second-Team All-SEC
- ▶ *Athlon* Preseason Third-Team All-SEC

CHAZ RAMSEY

- ▶ Phil Steele's Preseason Fourth-Team All-SEC

AAIRON SAVAGE

- ▶ Phil Steele's Preseason Third-Team All-SEC

RYAN SHOEMAKER

- ▶ Ray Guy Award Watch List
- ▶ Preseason First-Team All-SEC
- ▶ Preseason Coaches First-Team All-SEC
- ▶ *Sporting News* Preseason First-Team All-SEC
- ▶ Phil Steele's Preseason First-Team All-SEC
- ▶ *Lindy's* Preseason Second-Team All-SEC
- ▶ *Athlon* Preseason Second-Team All-SEC

RODGERIQUUS SMITH

- ▶ Phil Steele's Preseason Fourth-Team All-SEC

BEN TATE

- ▶ Doak Walker Award Watch List
- ▶ Preseason Second-Team All-SEC
- ▶ Preseason Coaches Second-Team All-SEC
- ▶ *Athlon* Preseason Second-Team All-SEC
- ▶ Phil Steele's Preseason Third-Team All-SEC

LEE ZIEMBA

- ▶ Preseason Second-Team All-SEC
- ▶ Preseason Coaches Second-Team All-SEC
- ▶ Phil Steele's Preseason Second-Team All-SEC

COACHES' AWARDS

LOUISIANA-MONROE

OffenseTommy Trott
 DefenseMichael Goggans
 Special TeamsSpencer Pybus
 Scout OffenseAndrew Parmer
 Scout DefenseCameron Henderson

SOUTHERN MISS

Offense.....Jason Bosley
 DefenseJerraud Powers
 Special TeamsRobert Dunn
 Scout Offense.....Anthony Jemison
 Scout DefenseJacob Shirey

MISSISSIPPI STATE

OffenseMontez Billings
 DefenseTray Blackmon
 Special TeamsJerraud Powers
 Scout OffenseMichael Gibson
 Scout DefenseWade Christopher

TENNESSEE

OffenseBen Tate
 DefenseJosh Byner
 Special TeamsSpencer Pybus
 Scout OffenseBarrett Trotter
 Scout DefenseJeremy Flowers

Auburn's 2008 Opponents/Polls

<p>LOUISIANA-MONROE (1-4, 0-2 Sun Belt)</p> <p>Aug. 30 at #10/11 Auburn L, 0-34 Sept. 6 at Arkansas L, 27-28 Sept. 13 ALABAMA A&M W, 37-15 Sept. 20 at Tulane L, 10-24 Oct. 4 LOUISIANA-LAFAYETTE L, 35-44 Oct. 11 at Arkansas State 6 p.m. Oct. 18 NORTH TEXAS 6 p.m. Oct. 25 FLORIDA ATLANTIC 6 p.m. Nov. 1 TROY 6 p.m. Nov. 8 at Middle Tennessee 2:30 p.m. Nov. 15 at Ole Miss TBA Nov. 22 at Florida International 6 p.m.</p> <p>SOUTHERN MISS (2-3, 0-2 C-USA)</p> <p>Aug. 30 LOUISIANA-LAFAYETTE W, 51-21 Sept. 6 at #9/10 Auburn [Raycom] L, 13-27 Sept. 13 at Arkansas State W, 27-24 Sept. 20 MARSHALL [CSS] L, 27-34 Oct. 4 UTEP L, 37-40 (OT) Oct. 11 #15/16/15 BOISE STATE [CBSCS] 7 p.m. Oct. 18 at Rice 2 p.m. Oct. 25 at Memphis [CBSCS] 7 p.m. Nov. 1 UAB [CSS] 7 p.m. Nov. 8 at UCF 2:30 p.m. Nov. 15 EAST CAROLINA 2 p.m. Nov. 29 at SMU 2 p.m.</p> <p>MISSISSIPPI STATE (1-4, 0-2 SEC)</p> <p>Aug. 30 at Louisiana Tech [ESPN2] L, 14-22 Sept. 6 SOUTHEASTERN LOUISIANA W, 34-10 Sept. 13 #9/9 AUBURN [ESPN2] L, 2-3 Sept. 20 at Georgia Tech [Raycom] L, 7-38 Sept. 27 at #5/6 LSU [ESPN2] L, 24-34 Oct. 11 #13/14/14 VANDERBILT 1:30 p.m. Oct. 18 at Tennessee TBA Oct. 25 MIDDLE TENNESSEE TBA Nov. 1 KENTUCKY TBA Nov. 15 at Alabama TBA Nov. 22 ARKANSAS TBA Nov. 28 at Ole Miss [Raycom] 11:30 a.m.</p> <p>LSU (4-0, 2-0 SEC)</p> <p>Aug. 30 APPALACHIAN STATE [ESPN] W, 41-13 Sept. 13 NORTH TEXAS W, 41-3 Sept. 20 at #10/9 Auburn [ESPN] W, 26-21 Sept. 27 MISSISSIPPI STATE [ESPN2] W, 34-24 Oct. 11 at #11/12/11 Florida [CBS] 7 p.m. Oct. 18 at South Carolina TBA Oct. 25 GEORGIA TBA Nov. 1 TULANE 7 p.m. Nov. 8 ALABAMA TBA Nov. 15 TROY 7 p.m. Nov. 22 OLE MISS TBA Nov. 28 at Arkansas [CBS] 1:30 p.m.</p>	<p>TENNESSEE (2-3, 0-2 SEC)</p> <p>Sept. 1 at UCLA [ESPN] L, 24-27 (OT) Sept. 13 UAB [Raycom] W, 35-3 Sept. 20 #4/4 FLORIDA [CBS] L, 6-30 Sept. 27 at #15/16 Auburn [CBS] L, 12-14 Oct. 4 NORTHERN ILLINOIS W, 13-9 Oct. 11 at #10/10 Georgia [CBS] 3:30 p.m. Oct. 18 MISSISSIPPI STATE TBA Oct. 25 ALABAMA TBA Nov. 1 at South Carolina TBA Nov. 8 WYOMING TBA Nov. 22 at Vanderbilt TBA Nov. 29 KENTUCKY TBA</p> <p>VANDERBILT (5-0, 3-0 SEC)</p> <p>Aug. 30 at Miami (Ohio) W, 34-13 Sept. 6 #24/24 S. CAROLINA [ESPN] W, 24-17 Sept. 13 RICE W, 38-21 Sept. 20 at Ole Miss W, 23-17 Oct. 4 #13/14/13 AUBURN [ESPN] W, 14-13 Oct. 11 at Mississippi State 1:30 p.m. Oct. 18 at Georgia TBA Oct. 25 DUKE TBA Nov. 8 FLORIDA TBA Nov. 15 at Kentucky TBA Nov. 22 TENNESSEE TBA Nov. 29 at Wake Forest TBA</p> <p>ARKANSAS (2-3, 0-2 SEC)</p> <p>Aug. 30 WESTERN ILLINOIS W, 28-24 Sept. 6 LOUISIANA-MONROE W, 28-27 Sept. 20 #9/13 ALABAMA [Raycom] L, 14-49 Sept. 27 at #7/7 Texas [ABC] L, 10-52 Oct. 4 #12/13/11 FLORIDA [Raycom] L, 7-38 Oct. 11 at #20/23/20 Auburn 4 p.m. Oct. 18 at Kentucky TBA Oct. 25 OLE MISS TBA Nov. 1 TULSA 1 p.m. Nov. 8 at South Carolina TBA Nov. 22 at Mississippi State TBA Nov. 28 LSU [CBS] 1:30 p.m.</p> <p>WEST VIRGINIA (3-2, 1-0 Big East)</p> <p>Aug. 30 VILLANOVA W, 48-21 Sept. 6 at East Carolina [ESPN] L, 3-24 Sept. 18 at Colorado [ESPN] L, 14-17 (OT) Sept. 27 MARSHALL W, 27-3 Oct. 4 RUTGERS W, 24-17 Oct. 11 SYRACUSE TBA Oct. 23 AUBURN [ESPN] 7:30 p.m. Nov. 1 at Connecticut TBA Nov. 8 CINCINNATI TBA Nov. 22 at Louisville TBA Nov. 28 at Pitt [ABC] TBA Dec. 6 SOUTH FLORIDA [ESPN/ESPN2] TBA</p>	<p>OLE MISS (3-3, 1-2 SEC)</p> <p>Aug. 30 MEMPHIS W, 41-24 Sept. 6 at #20/20 Wake Forest [ABC/ESPN2] L, 28-30 Sept. 13 SAMFORD W, 34-10 Sept. 20 VANDERBILT L, 17-23 Sept. 27 at #4/4 Florida [Raycom] W, 31-30 Oct. 4 SOUTH CAROLINA L, 24-31 Oct. 18 at Alabama TBA Oct. 25 at Arkansas TBA Nov. 1 AUBURN TBA Nov. 15 LOUISIANA-MONROE TBA Nov. 22 at LSU TBA Nov. 28 MISSISSIPPI STATE [Raycom] 11:30 a.m.</p> <p>TENNESSEE-MARTIN (4-2, 2-1 OVC)</p> <p>Aug. 30 at #19/21 South Florida L, 7-56 Sept. 6 BAKER W, 56-0 Sept. 11 CONCORDIA W, 87-21 Sept. 20 at Austin Peay W, 31-17 Sept. 27 at Murray State W, 63-38 Oct. 4 TENNESSEE STATE L, 27-30 (OT) Oct. 9 EASTERN ILLINOIS 6 p.m. Oct. 16 at Tennessee Tech 7 p.m. Oct. 23 JACKSONVILLE STATE 6:30 p.m. Nov. 8 at Auburn 1:30 p.m. Nov. 15 at Southeast Missouri 1 p.m. Nov. 22 EASTERN KENTUCKY 12 p.m.</p> <p>GEORGIA (4-1, 1-1 SEC)</p> <p>Aug. 30 GEORGIA SOUTHERN W, 45-21 Sept. 6 CENTRAL MICHIGAN [FSN] W, 56-17 Sept. 13 at South Carolina W, 14-7 Sept. 20 at Arizona State [ABC] W, 27-10 Sept. 27 #8/10 ALABAMA [ESPN] L, 31-40 Oct. 11 TENNESSEE [CBS] 3:30 p.m. Oct. 18 VANDERBILT TBA Oct. 25 at LSU TBA Nov. 1 vs. Florida TBA Nov. 8 at Kentucky TBA Nov. 15 at Auburn TBA Nov. 29 GEORGIA TECH TBA</p> <p>ALABAMA (6-0, 3-0 SEC)</p> <p>Aug. 30 vs. #9/9 Clemson [ABC] W, 34-10 Sept. 6 TULANE W, 20-6 Sept. 13 WESTERN KENTUCKY W, 41-7 Sept. 20 at Arkansas [Raycom] W, 49-14 Sept. 27 at #3/3 Georgia [ESPN] W, 41-30 Oct. 4 KENTUCKY [CBS] W, 17-14 Oct. 18 OLE MISS TBA Oct. 25 at Tennessee TBA Nov. 1 ARKANSAS STATE TBA Nov. 8 at LSU TBA Nov. 15 MISSISSIPPI STATE TBA Nov. 29 AUBURN TBA</p>
---	---	--

<p>ASSOCIATED PRESS TOP 25 POLL</p> <table border="1" style="width: 100%; border-collapse: collapse;"> <thead> <tr> <th>Rk</th> <th>School (1st)</th> <th>Record</th> <th>Pts.</th> <th>Prv.</th> </tr> </thead> <tbody> <tr><td>1.</td><td>Oklahoma (51)</td><td>5-0</td><td>1,608</td><td>1</td></tr> <tr><td>2.</td><td>Alabama (13)</td><td>6-0</td><td>1,537</td><td>2</td></tr> <tr><td>3.</td><td>Missouri (1)</td><td>5-0</td><td>1,487</td><td>4</td></tr> <tr><td>4.</td><td>LSU</td><td>4-0</td><td>1,444</td><td>3</td></tr> <tr><td>5.</td><td>Texas</td><td>5-0</td><td>1,374</td><td>5</td></tr> <tr><td>6.</td><td>Penn State</td><td>6-0</td><td>1,287</td><td>6</td></tr> <tr><td>7.</td><td>Texas Tech</td><td>5-0</td><td>1,163</td><td>7</td></tr> <tr><td>8.</td><td>USC</td><td>3-1</td><td>1,137</td><td>9</td></tr> <tr><td>9.</td><td>BYU</td><td>5-0</td><td>1,103</td><td>8</td></tr> <tr><td>10.</td><td>Georgia</td><td>4-1</td><td>1,014</td><td>11</td></tr> <tr><td>11.</td><td>Florida</td><td>4-1</td><td>977</td><td>12</td></tr> <tr><td>12.</td><td>Ohio State</td><td>5-1</td><td>931</td><td>14</td></tr> <tr><td>13.</td><td>Vanderbilt</td><td>5-0</td><td>833</td><td>19</td></tr> <tr><td>14.</td><td>Utah</td><td>6-0</td><td>815</td><td>15</td></tr> <tr><td>15.</td><td>Boise State</td><td>4-0</td><td>677</td><td>17</td></tr> <tr><td>16.</td><td>Kansas</td><td>4-1</td><td>623</td><td>16</td></tr> <tr><td>17.</td><td>Oklahoma State</td><td>5-0</td><td>565</td><td>21</td></tr> <tr><td>18.</td><td>Virginia Tech</td><td>5-1</td><td>485</td><td>20</td></tr> <tr><td>19.</td><td>South Florida</td><td>5-1</td><td>392</td><td>10</td></tr> <tr><td>20.</td><td>Auburn</td><td>4-2</td><td>236</td><td>13</td></tr> <tr><td>21.</td><td>Wake Forest</td><td>3-1</td><td>205</td><td>25</td></tr> <tr><td>22.</td><td>North Carolina</td><td>4-1</td><td>196</td><td>NR</td></tr> <tr><td>23.</td><td>Michigan State</td><td>5-1</td><td>161</td><td>NR</td></tr> <tr><td>24.</td><td>Pittsburgh</td><td>4-1</td><td>121</td><td>NR</td></tr> <tr><td>25.</td><td>Ball State</td><td>6-0</td><td>97</td><td>NR</td></tr> </tbody> </table> <p>OTHERS RECEIVING VOTES Wisconsin 96, Tulsa 85, Illinois 81, Cal 80, Northwestern 78, TCU 70, Georgia Tech 59, Kentucky 49, Florida St. 36, Notre Dame 6, Arizona 5, Fresno St. 5, Oregon 4, Boston College 3.</p>	Rk	School (1st)	Record	Pts.	Prv.	1.	Oklahoma (51)	5-0	1,608	1	2.	Alabama (13)	6-0	1,537	2	3.	Missouri (1)	5-0	1,487	4	4.	LSU	4-0	1,444	3	5.	Texas	5-0	1,374	5	6.	Penn State	6-0	1,287	6	7.	Texas Tech	5-0	1,163	7	8.	USC	3-1	1,137	9	9.	BYU	5-0	1,103	8	10.	Georgia	4-1	1,014	11	11.	Florida	4-1	977	12	12.	Ohio State	5-1	931	14	13.	Vanderbilt	5-0	833	19	14.	Utah	6-0	815	15	15.	Boise State	4-0	677	17	16.	Kansas	4-1	623	16	17.	Oklahoma State	5-0	565	21	18.	Virginia Tech	5-1	485	20	19.	South Florida	5-1	392	10	20.	Auburn	4-2	236	13	21.	Wake Forest	3-1	205	25	22.	North Carolina	4-1	196	NR	23.	Michigan State	5-1	161	NR	24.	Pittsburgh	4-1	121	NR	25.	Ball State	6-0	97	NR	<p>USA TODAY COACHES TOP 25 POLL</p> <table border="1" style="width: 100%; border-collapse: collapse;"> <thead> <tr> <th>Rk</th> <th>School (1st)</th> <th>Record</th> <th>Pts.</th> <th>Prv.</th> </tr> </thead> <tbody> <tr><td>1.</td><td>Oklahoma (60)</td><td>5-0</td><td>1,524</td><td>1</td></tr> <tr><td>2.</td><td>Missouri</td><td>5-0</td><td>1,404</td><td>3</td></tr> <tr><td>3.</td><td>LSU (1)</td><td>4-0</td><td>1,398</td><td>2</td></tr> <tr><td>4.</td><td>Alabama</td><td>6-0</td><td>1,339</td><td>4</td></tr> <tr><td>5.</td><td>Texas</td><td>5-0</td><td>1,305</td><td>5</td></tr> <tr><td>6.</td><td>Penn State</td><td>6-0</td><td>1,203</td><td>6</td></tr> <tr><td>7.</td><td>Texas Tech</td><td>5-0</td><td>1,101</td><td>8</td></tr> <tr><td>8.</td><td>BYU</td><td>5-0</td><td>1,086</td><td>7</td></tr> <tr><td>9.</td><td>USC</td><td>3-1</td><td>1,055</td><td>9</td></tr> <tr><td>10.</td><td>Georgia</td><td>4-1</td><td>937</td><td>10</td></tr> <tr><td>11.</td><td>Ohio State</td><td>5-1</td><td>893</td><td>12</td></tr> <tr><td>12.</td><td>Florida</td><td>4-1</td><td>883</td><td>13</td></tr> <tr><td>13.</td><td>Utah</td><td>6-0</td><td>793</td><td>15</td></tr> <tr><td>14.</td><td>Vanderbilt</td><td>5-0</td><td>704</td><td>19</td></tr> <tr><td>15.</td><td>Kansas</td><td>4-1</td><td>667</td><td>16</td></tr> <tr><td>16.</td><td>Boise State</td><td>4-0</td><td>624</td><td>18</td></tr> <tr><td>17.</td><td>Oklahoma State</td><td>5-0</td><td>523</td><td>22</td></tr> <tr><td>18.</td><td>Virginia Tech</td><td>5-1</td><td>393</td><td>24</td></tr> <tr><td>19.</td><td>Michigan State</td><td>5-1</td><td>273</td><td>NR</td></tr> <tr><td>20.</td><td>South Florida</td><td>5-1</td><td>267</td><td>10</td></tr> <tr><td>21.</td><td>Wake Forest</td><td>3-1</td><td>247</td><td>25</td></tr> <tr><td>22.</td><td>Northwestern</td><td>5-0</td><td>231</td><td>NR</td></tr> <tr><td>23.</td><td>Auburn</td><td>4-2</td><td>121</td><td>14</td></tr> <tr><td>24.</td><td>Wisconsin</td><td>3-2</td><td>105</td><td>17</td></tr> <tr><td>25.</td><td>California</td><td>4-1</td><td>98</td><td>NR</td></tr> </tbody> </table> <p>OTHERS RECEIVING VOTES N. Carolina 88, TCU 84, Tulsa 76, Ball St. 75, Florida St. 61, Ga. Tech 56, Kentucky 51, Pitt 32, Illinois 25, Fresno St. 19, Cincinnati 18, Arizona 16, Oregon 15, Notre Dame 11, UConn 8, Maryland 7, Boston Coll. 6, Duke 1, Minnesota 1, S. Carolina 1.</p>	Rk	School (1st)	Record	Pts.	Prv.	1.	Oklahoma (60)	5-0	1,524	1	2.	Missouri	5-0	1,404	3	3.	LSU (1)	4-0	1,398	2	4.	Alabama	6-0	1,339	4	5.	Texas	5-0	1,305	5	6.	Penn State	6-0	1,203	6	7.	Texas Tech	5-0	1,101	8	8.	BYU	5-0	1,086	7	9.	USC	3-1	1,055	9	10.	Georgia	4-1	937	10	11.	Ohio State	5-1	893	12	12.	Florida	4-1	883	13	13.	Utah	6-0	793	15	14.	Vanderbilt	5-0	704	19	15.	Kansas	4-1	667	16	16.	Boise State	4-0	624	18	17.	Oklahoma State	5-0	523	22	18.	Virginia Tech	5-1	393	24	19.	Michigan State	5-1	273	NR	20.	South Florida	5-1	267	10	21.	Wake Forest	3-1	247	25	22.	Northwestern	5-0	231	NR	23.	Auburn	4-2	121	14	24.	Wisconsin	3-2	105	17	25.	California	4-1	98	NR	<p>HARRIS INTERACTIVE POLL</p> <table border="1" style="width: 100%; border-collapse: collapse;"> <thead> <tr> <th>Rk</th> <th>School (1st)</th> <th>Record</th> <th>Pts.</th> <th>Prv.</th> </tr> </thead> <tbody> <tr><td>1.</td><td>Oklahoma (106)</td><td>5-0</td><td>2,837</td><td>1</td></tr> <tr><td>2.</td><td>LSU (2)</td><td>4-0</td><td>2,604</td><td>2</td></tr> <tr><td>3.</td><td>Alabama (6)</td><td>6-0</td><td>2,594</td><td>3</td></tr> <tr><td>4.</td><td>Missouri</td><td>5-0</td><td>2,553</td><td>4</td></tr> <tr><td>5.</td><td>Texas</td><td>5-0</td><td>2,447</td><td>5</td></tr> <tr><td>6.</td><td>Penn State</td><td>6-0</td><td>2,210</td><td>6</td></tr> <tr><td>7.</td><td>Texas Tech</td><td>5-0</td><td>2,036</td><td>8</td></tr> <tr><td>8.</td><td>USC</td><td>3-1</td><td>2,025</td><td>7</td></tr> <tr><td>9.</td><td>BYU</td><td>5-0</td><td>1,964</td><td>9</td></tr> <tr><td>10.</td><td>Georgia</td><td>4-1</td><td>1,803</td><td>10</td></tr> <tr><td>11.</td><td>Florida</td><td>4-1</td><td>1,768</td><td>11</td></tr> <tr><td>12.</td><td>Ohio State</td><td>5-1</td><td>1,577</td><td>14</td></tr> <tr><td>13.</td><td>Utah</td><td>6-0</td><td>1,416</td><td>15</td></tr> <tr><td>14.</td><td>Vanderbilt</td><td>5-0</td><td>1,327</td><td>19</td></tr> <tr><td>15.</td><td>Boise State</td><td>4-0</td><td>1,177</td><td>18</td></tr> <tr><td>16.</td><td>Kansas</td><td>4-1</td><td>1,157</td><td>17</td></tr> <tr><td>17.</td><td>Oklahoma State</td><td>5-0</td><td>964</td><td>23</td></tr> <tr><td>18.</td><td>Virginia Tech</td><td>5-1</td><td>802</td><td>22</td></tr> <tr><td>19.</td><td>South Florida</td><td>5-1</td><td>593</td><td>12</td></tr> <tr><td>20.</td><td>Auburn</td><td>4-2</td><td>456</td><td>13</td></tr> <tr><td>21.</td><td>Michigan State</td><td>5-1</td><td>424</td><td>NR</td></tr> <tr><td>22.</td><td>Wake Forest</td><td>3-1</td><td>351</td><td>25</td></tr> <tr><td>23.</td><td>Northwestern</td><td>5-0</td><td>268</td><td>NR</td></tr> <tr><td>24.</td><td>Wisconsin</td><td>3-2</td><td>233</td><td>16</td></tr> <tr><td>25.</td><td>North Carolina</td><td>4-1</td><td>194</td><td>NR</td></tr> </tbody> </table> <p>OTHERS RECEIVING VOTES Cal 169, Tulsa 143, TCU 139, Ga. Tech 126, Florida St. 119, Illinois 108, Ball St. 85, Pittsburgh 74, Kentucky 61, Oregon 51, Notre Dame 40, Boston Coll. 38, Fresno St. 36, UConn 29, Arizona 25, Minnesota 11, Maryland 10, W. Virginia 3, Ole Miss 2, UCLA 1.</p>	Rk	School (1st)	Record	Pts.	Prv.	1.	Oklahoma (106)	5-0	2,837	1	2.	LSU (2)	4-0	2,604	2	3.	Alabama (6)	6-0	2,594	3	4.	Missouri	5-0	2,553	4	5.	Texas	5-0	2,447	5	6.	Penn State	6-0	2,210	6	7.	Texas Tech	5-0	2,036	8	8.	USC	3-1	2,025	7	9.	BYU	5-0	1,964	9	10.	Georgia	4-1	1,803	10	11.	Florida	4-1	1,768	11	12.	Ohio State	5-1	1,577	14	13.	Utah	6-0	1,416	15	14.	Vanderbilt	5-0	1,327	19	15.	Boise State	4-0	1,177	18	16.	Kansas	4-1	1,157	17	17.	Oklahoma State	5-0	964	23	18.	Virginia Tech	5-1	802	22	19.	South Florida	5-1	593	12	20.	Auburn	4-2	456	13	21.	Michigan State	5-1	424	NR	22.	Wake Forest	3-1	351	25	23.	Northwestern	5-0	268	NR	24.	Wisconsin	3-2	233	16	25.	North Carolina	4-1	194	NR
Rk	School (1st)	Record	Pts.	Prv.																																																																																																																																																																																																																																																																																																																																																																																																				
1.	Oklahoma (51)	5-0	1,608	1																																																																																																																																																																																																																																																																																																																																																																																																				
2.	Alabama (13)	6-0	1,537	2																																																																																																																																																																																																																																																																																																																																																																																																				
3.	Missouri (1)	5-0	1,487	4																																																																																																																																																																																																																																																																																																																																																																																																				
4.	LSU	4-0	1,444	3																																																																																																																																																																																																																																																																																																																																																																																																				
5.	Texas	5-0	1,374	5																																																																																																																																																																																																																																																																																																																																																																																																				
6.	Penn State	6-0	1,287	6																																																																																																																																																																																																																																																																																																																																																																																																				
7.	Texas Tech	5-0	1,163	7																																																																																																																																																																																																																																																																																																																																																																																																				
8.	USC	3-1	1,137	9																																																																																																																																																																																																																																																																																																																																																																																																				
9.	BYU	5-0	1,103	8																																																																																																																																																																																																																																																																																																																																																																																																				
10.	Georgia	4-1	1,014	11																																																																																																																																																																																																																																																																																																																																																																																																				
11.	Florida	4-1	977	12																																																																																																																																																																																																																																																																																																																																																																																																				
12.	Ohio State	5-1	931	14																																																																																																																																																																																																																																																																																																																																																																																																				
13.	Vanderbilt	5-0	833	19																																																																																																																																																																																																																																																																																																																																																																																																				
14.	Utah	6-0	815	15																																																																																																																																																																																																																																																																																																																																																																																																				
15.	Boise State	4-0	677	17																																																																																																																																																																																																																																																																																																																																																																																																				
16.	Kansas	4-1	623	16																																																																																																																																																																																																																																																																																																																																																																																																				
17.	Oklahoma State	5-0	565	21																																																																																																																																																																																																																																																																																																																																																																																																				
18.	Virginia Tech	5-1	485	20																																																																																																																																																																																																																																																																																																																																																																																																				
19.	South Florida	5-1	392	10																																																																																																																																																																																																																																																																																																																																																																																																				
20.	Auburn	4-2	236	13																																																																																																																																																																																																																																																																																																																																																																																																				
21.	Wake Forest	3-1	205	25																																																																																																																																																																																																																																																																																																																																																																																																				
22.	North Carolina	4-1	196	NR																																																																																																																																																																																																																																																																																																																																																																																																				
23.	Michigan State	5-1	161	NR																																																																																																																																																																																																																																																																																																																																																																																																				
24.	Pittsburgh	4-1	121	NR																																																																																																																																																																																																																																																																																																																																																																																																				
25.	Ball State	6-0	97	NR																																																																																																																																																																																																																																																																																																																																																																																																				
Rk	School (1st)	Record	Pts.	Prv.																																																																																																																																																																																																																																																																																																																																																																																																				
1.	Oklahoma (60)	5-0	1,524	1																																																																																																																																																																																																																																																																																																																																																																																																				
2.	Missouri	5-0	1,404	3																																																																																																																																																																																																																																																																																																																																																																																																				
3.	LSU (1)	4-0	1,398	2																																																																																																																																																																																																																																																																																																																																																																																																				
4.	Alabama	6-0	1,339	4																																																																																																																																																																																																																																																																																																																																																																																																				
5.	Texas	5-0	1,305	5																																																																																																																																																																																																																																																																																																																																																																																																				
6.	Penn State	6-0	1,203	6																																																																																																																																																																																																																																																																																																																																																																																																				
7.	Texas Tech	5-0	1,101	8																																																																																																																																																																																																																																																																																																																																																																																																				
8.	BYU	5-0	1,086	7																																																																																																																																																																																																																																																																																																																																																																																																				
9.	USC	3-1	1,055	9																																																																																																																																																																																																																																																																																																																																																																																																				
10.	Georgia	4-1	937	10																																																																																																																																																																																																																																																																																																																																																																																																				
11.	Ohio State	5-1	893	12																																																																																																																																																																																																																																																																																																																																																																																																				
12.	Florida	4-1	883	13																																																																																																																																																																																																																																																																																																																																																																																																				
13.	Utah	6-0	793	15																																																																																																																																																																																																																																																																																																																																																																																																				
14.	Vanderbilt	5-0	704	19																																																																																																																																																																																																																																																																																																																																																																																																				
15.	Kansas	4-1	667	16																																																																																																																																																																																																																																																																																																																																																																																																				
16.	Boise State	4-0	624	18																																																																																																																																																																																																																																																																																																																																																																																																				
17.	Oklahoma State	5-0	523	22																																																																																																																																																																																																																																																																																																																																																																																																				
18.	Virginia Tech	5-1	393	24																																																																																																																																																																																																																																																																																																																																																																																																				
19.	Michigan State	5-1	273	NR																																																																																																																																																																																																																																																																																																																																																																																																				
20.	South Florida	5-1	267	10																																																																																																																																																																																																																																																																																																																																																																																																				
21.	Wake Forest	3-1	247	25																																																																																																																																																																																																																																																																																																																																																																																																				
22.	Northwestern	5-0	231	NR																																																																																																																																																																																																																																																																																																																																																																																																				
23.	Auburn	4-2	121	14																																																																																																																																																																																																																																																																																																																																																																																																				
24.	Wisconsin	3-2	105	17																																																																																																																																																																																																																																																																																																																																																																																																				
25.	California	4-1	98	NR																																																																																																																																																																																																																																																																																																																																																																																																				
Rk	School (1st)	Record	Pts.	Prv.																																																																																																																																																																																																																																																																																																																																																																																																				
1.	Oklahoma (106)	5-0	2,837	1																																																																																																																																																																																																																																																																																																																																																																																																				
2.	LSU (2)	4-0	2,604	2																																																																																																																																																																																																																																																																																																																																																																																																				
3.	Alabama (6)	6-0	2,594	3																																																																																																																																																																																																																																																																																																																																																																																																				
4.	Missouri	5-0	2,553	4																																																																																																																																																																																																																																																																																																																																																																																																				
5.	Texas	5-0	2,447	5																																																																																																																																																																																																																																																																																																																																																																																																				
6.	Penn State	6-0	2,210	6																																																																																																																																																																																																																																																																																																																																																																																																				
7.	Texas Tech	5-0	2,036	8																																																																																																																																																																																																																																																																																																																																																																																																				
8.	USC	3-1	2,025	7																																																																																																																																																																																																																																																																																																																																																																																																				
9.	BYU	5-0	1,964	9																																																																																																																																																																																																																																																																																																																																																																																																				
10.	Georgia	4-1	1,803	10																																																																																																																																																																																																																																																																																																																																																																																																				
11.	Florida	4-1	1,768	11																																																																																																																																																																																																																																																																																																																																																																																																				
12.	Ohio State	5-1	1,577	14																																																																																																																																																																																																																																																																																																																																																																																																				
13.	Utah	6-0	1,416	15																																																																																																																																																																																																																																																																																																																																																																																																				
14.	Vanderbilt	5-0	1,327	19																																																																																																																																																																																																																																																																																																																																																																																																				
15.	Boise State	4-0	1,177	18																																																																																																																																																																																																																																																																																																																																																																																																				
16.	Kansas	4-1	1,157	17																																																																																																																																																																																																																																																																																																																																																																																																				
17.	Oklahoma State	5-0	964	23																																																																																																																																																																																																																																																																																																																																																																																																				
18.	Virginia Tech	5-1	802	22																																																																																																																																																																																																																																																																																																																																																																																																				
19.	South Florida	5-1	593	12																																																																																																																																																																																																																																																																																																																																																																																																				
20.	Auburn	4-2	456	13																																																																																																																																																																																																																																																																																																																																																																																																				
21.	Michigan State	5-1	424	NR																																																																																																																																																																																																																																																																																																																																																																																																				
22.	Wake Forest	3-1	351	25																																																																																																																																																																																																																																																																																																																																																																																																				
23.	Northwestern	5-0	268	NR																																																																																																																																																																																																																																																																																																																																																																																																				
24.	Wisconsin	3-2	233	16																																																																																																																																																																																																																																																																																																																																																																																																				
25.	North Carolina	4-1	194	NR																																																																																																																																																																																																																																																																																																																																																																																																				

2008 Auburn Football Game Recaps

GAME 1	LOUISIANA-MONROE	0
	#10 AUBURN	34
	August 30, 2008	

Jordan-Hare Stadium (87,451) • Auburn, Ala.

No. 10 Auburn scored touchdowns on defense, special teams and offense and Ben Tate rushed for 115 yards as the Tigers dominated in a 34-0 season-opening victory over Louisiana-Monroe under the lights in Jordan-Hare Stadium. It marked the first time since the 2003 season that the Tigers were able to punch the ball into the end zone on all three sides of the ball.

On the first defensive play of the game for Auburn, Antonio Coleman broke through ULM's offensive line to sack quarterback Kinsmon Lancaster and force a fumble. Sophomore Michael Goggans recovered the fumble and dashed nine yards into the end zone for the touchdown, the first of his career.

Robert Dunn closed out the first quarter with a 66-yard punt return for a touchdown to put the Tigers ahead 14-0. Dunn's punt return for a touchdown was the first for Auburn since Robert Baker returned a punt 79 yards for a touchdown against South Carolina in 1996, snapping the nation's longest streak without returning a punt for a touchdown. The Tigers had played 144 consecutive games without a punt return for a touchdown.

Following a special teams fumble recovery by freshman Spencer Pybus to start the second half, the Tigers went 30 yards in three plays on a 19-yard rush by Mario Fannin and a pair of rushes by Brad Lester, including a 3-yard run around the right side for a touchdown.

Tate's 115 yards on the ground was his fourth career 100-yard rushing game. A 49-yard left side run late in the second quarter was the longest of the junior's career, surpassing his career long of 44 yards set in 2007 against Vanderbilt. The 49-yard run was also the longest of the game for the Tigers.

Auburn finished the game with 321 yards rushing, its most since 2005 against Kentucky when the Tigers posted 338.

Quarterback Chris Todd capped off the scoring with a 3-yard touchdown pass to Chris Slaughter midway through the fourth quarter. It marked the first touchdowns at Auburn for each player.

Senior Rodgeriquis Smith finished the game with 57 yards receiving on five catches to lead the passing attack.

Wes Byrum added a pair of field goals, from 33 and 19 yards out, to give the sophomore 19 career field goals.

SCORING SUMMARY		
Louisiana-Monroe	0	0 0 0 — 0
Auburn	14	3 10 7 — 34

AU—Goggans 9 fumble recovery (Byrum kick), 12:08, 1st
 AU—Dunn 66 punt return (Byrum kick), 00:04, 1st
 AU—Byrum 33 field goal, 1:16, 2nd
 AU—Lester 3 run (Byrum kick), 14:08, 3rd
 AU—Byrum 19 field goal, 00:24, 3rd
 AU—Slaughter 3 pass from Todd (Byrum kick), 6:49, 4th

TEAM STATISTICS	ULM	AU
First Downs	12	19
Rushes-Yards	30-84	46-321
Passing Yards	136	85
Comp-Att-Int	20-38-0	13-27-1
Total Plays-Yards	68-220	73-406
Punts-Avg.	11-39.3	7-43.4
Fumbles/Lost	2/2	0/0
Penalties-Yards	4-20	7-55
3rd Down Conv.	2-of-18	5-of-15
Time of Possession	31:09	28:51

INDIVIDUAL STATISTICS

RUSHING: (ULM) Goodin 15-39, Lancaster 11-33, McCoy 1-7, Lovett 3-5; **(AU)** Tate 13-115, Burns 6-69, Smith 9-66, Lester 14-52 (TD), Fannin 2-21, Todd 2(-2).

PASSING: (ULM) Lancaster 20-38-0, 136; **(AU)** Todd 9-18-1, 70 (TD), Burns 4-9, 15.

RECEIVING: (ULM) Zacharie 8-61, McCoy 5-10, McCall 3-25, Goodin 2-24, Ambrose 2-16; **(AU)** R.Smith 5-57, Slaughter 4-13 (TD), Carr 1-6, Tate 1-5, Swinton 1-4, Fannin 1-0.

In his debut as defensive coordinator, Paul Rhoads' defense became the first since 2006 to hold an opponent scoreless. The last time that Auburn blanked an opponent was Nov. 4, 2006, against Arkansas State.

The defense held ULM to just 220 yards of offense, and the Warhawks were just 2-of-18 on third-down conversions.

The Tigers had 19 players see action in their first collegiate games at Auburn.

With the win, Auburn owns the all-time series against ULM, 7-0.

GAME 2	SOUTHERN MISS	13
	#9 AUBURN	27
	September 6, 2008	

Jordan-Hare Stadium (87,451) • Auburn, Ala.

No. 9 Auburn had a trio of players rush for touchdowns as the Tigers routed Southern Miss, 27-13, in front of another sellout crowd of 87,451 at Jordan-Hare Stadium.

After two first quarter fumbles in the red zone, Ben Tate got the Tigers on the board with a 1-yard left end rush for a touchdown early in the second quarter. Quarterback Chris Todd connected with Rodgeriquis Smith for a 21-yard reception and Brad Lester moved the ball to the 1-yard line to set up the Tate touchdown.

Following the Golden Flashes' next possession, Auburn marched 76 yards down the field with Todd hitting Mario Fannin for 18 yards, Terrell Zachery for 17 yards and Montez Billings for 13 yards. Tristan Davis capped off the drive with a 13-yard touchdown run on his first carry since the 2005 Iron Bowl against Alabama. Davis' score was his first since 2005 at Kentucky and gave Auburn a 14-0 lead at the half.

Wes Byrum knocked in a career-long 52-yard field goal on Auburn's first drive of the third quarter. His previous career-long was from 49 yards out, which he nailed last season against Southern Florida. It also marked the first time that an Auburn placekicker had hit a 50-plus yard field goal since John Vaughn in 2006.

Kodi Burns rushed into the end zone from 1-yard out for Auburn's final touchdown to give the Tigers a commanding 24-0 lead midway through the third quarter. The score was result of a 12-play, 75-yard move down the field with Todd completing 21-yard and 20-yard passes to Tate and Davis, respectively. Tate added a 13-yard rush to set up the touchdown.

Auburn allowed its first points of the season at the 2:33 mark in the third quarter. The Golden Eagles, capitalizing on an interception, were able to get into the end zone on a 1-yard pass from Austin Davis to Shawn Nelson. The Tigers had held their opponents scoreless for the first 102:27 of the season before allowing a point.

After another USM touchdown, Byrum added a 23-yard field goal to close out the Tigers' scoring efforts in the fourth quarter.

For the second straight game, Auburn limited its opponent to under 100 yards on the ground. The Golden Flashes were only able to muster 37 yards rushing on 27 attempts.

SCORING SUMMARY		
Southern Miss	0	6 7 — 13
Auburn	14	10 3 — 27

AU—Tate 1 run (Byrum kick), 13:10, 2nd
 AU—Davis 13 run (Byrum kick), 8:23, 2nd
 AU—Byrum 52 field goal, 12:38, 3rd
 AU—Burns 1 run (Byrum kick), 6:49, 3rd
 USM—Nelson 1 pass from Davis, 2:33, 3rd
 USM—Nelson 17 pass from Davis (Barefoot kick), 11:48, 4th
 AU—Byrum 23 field goal, 7:06, 4th

TEAM STATISTICS	USM	AU
First Downs	20	22
Rushes-Yards	27-37	41-132
Passing Yards	268	248
Comp-Att-Int	33-50-2	21-34-1
Total Plays-Yards	77-305	75-380
Punts-Avg.	8-40.0	5-44.2
Fumbles-Lost	4-1	5-3
Penalties-Yards	8-76	6-53
3rd Down Conv.	1-of-14	4-of-12
Time of Possession	29:40	30:20

INDIVIDUAL STATISTICS

RUSHING: (USM) Fletcher 13-29, Kirksey 2-8, Davis 12-0; **(AU)** Tate 15-71 (TD), Lester 12-45, Davis 2-15 (TD), E.Smith 2-8, Dunn 2-6, Fannin 1-3, Burns 2(-1) (TD), Todd 2(-11).

PASSING: (USM) Davis 33-50-2, 268 (2TD); **(AU)** Todd 21-31-0, 0-3-1.

RECEIVING: (USM) Nelson 12-118 (2TD), Brown 8-88, Fletcher 6-57, Parham 3-13, Morgan 2(-1), Baptiste 2(-7); **(AU)** Tate 3-51, Trott 3-44, Billings 3-30, Fannin 3-22, Dunn 2-21, Lester 2-13, R.Smith 1-21, Davis 1-20, Zachery 1-17, Carr 1-8, E.Smith 1-1.

Three Tigers recorded sacks in the game. Tray Blackmon and Zach Clayton each registered a sack and Antonio Coleman had his second sack in as many games.

After gaining only 85 yards through the air against Louisiana-Monroe in the season opener, quarterback Chris Todd completed 21-of-31 passes for 248 yards. In all, 11 different Auburn receivers caught passes in the game, marking the most Tigers to catch passes in a single game since 2005 against Ole Miss.

Robert Dunn set a new career-high in punt return yards with 103.

With the win, Auburn now leads the all-time series against Southern Miss 17-5 and has won the last three meetings.

2008 Auburn Football Game Recaps

GAME 3	#9 AUBURN	3
	MISSISSIPPI STATE	2
	September 13, 2008 Davis-Wade Stadium (52,911) • Starkville, Miss.	

A second quarter Wes Byrum field goal held as No. 9 Auburn won its SEC opener 3-2 on the road against Mississippi State. The Tigers improved to 3-0, while MSU slipped to 1-2.

Byrum put the only points on the board for the Tigers with a 35-yard field goal midway through the second quarter for a 3-0 lead. Byrum capped off an eight play, 39-yard drive that was highlighted by Montez Billings' 30-yard reception and an 11-yard rush by Brad Lester. The Tigers stood at the Bulldogs' 11-yard line, but were flagged for back-to-back false starts and forced to kick the field goal.

Byrum looked to put Auburn up by a pair of field goals as the half closed out, but sent the ball wide left from 42 yards out.

For the third straight week, Auburn shut out its opponent in the first half. Mississippi State was only able to generate two drives in double digits, 12 and 22 yards, and was held within its own territory for the entire half.

The opening of the third quarter looked bleak for the Tigers, with the Bulldogs recovering a fumble on Auburn's first play from scrimmage. Antonio Coleman responded by sacking MSU quarterback Wesley Carroll for a 7-yard loss. It was Coleman's third sack in as many games. An Auburn pass interference penalty gave the Bulldogs a first down, but the Tiger defense held and forced a 38-yard field goal attempt by Adam Carlson. A bad snap threw off the timing and Carlson was short on his attempt.

Two drives later, the Auburn defense came up big by holding MSU on an attempt to convert on fourth-and-one. Turning the ball over on downs, the Tigers started the drive from their own 37-yard line. Ben Tate rushed for 15 yards and Chris Todd connected with Montez Billings for a 31-yard completion to put the Tigers in the red zone at the 7-yard line. Unable to push into the end zone for the touchdown, Byrum faced a 22-yard field goal but missed wide left for the second time in the game.

Mississippi State's only points came at the 7:05 mark in the fourth quarter when an Auburn holding penalty in the end zone resulted in a safety.

On MSU's ensuing possession, Tray Blackmon stopped the Bulldogs short on another fourth-and-one at Auburn's 41-yard line.

Walter McFadden shut the door on any further attempts by MSU to score by picking Carroll at the Auburn 18-yard line with 2:18 left in the game. It was the first interception of the season for McFadden and the second of his career.

The Auburn defense limited the Bulldogs to 116 yards of total offense, the fewest yards allowed since holding Kentucky to 110 yards of total offense in 2004. Mississippi State did not convert a third or fourth down, going 0-14 and 0-3, respectively.

SCORING SUMMARY				
Auburn0	3	0	0 - 3
Mississippi State0	0	0	2 - 2

AU—Byrum 35 field goal, 7:38, 2nd
MS—Team safety, 7:05, 4th

TEAM STATISTICS	AU	MSU
First Downs	14	6
Rushes-Yards	45-161	30-38
Passing Yards	154	78
Comp-Att-Int	14-26-0	10-25-1
Total Plays-Yards	71-315	55-116
Punts-Avg.	8-40.2	10-38.1
Fumbles-Lost	3-3	1-0
Penalties-Yards	12-94	4-23
3rd Down Conv.	3-of-16	0-of-14
Time of Possession	32:13	27:47

INDIVIDUAL STATISTICS

RUSHING: (AU) Tate 20-92, Lester 9-51, Davis 5-29, Fannin 1-12; Todd 7-(-19) (MSU) Ducre 16-49, Dixon 7-5, McRae 1-(-1), Carroll 5-(-14).

PASSING: (AU) Todd 14-26-0, 154; (MSU) Carroll 10-25-1, 78.

RECEIVING: (AU) Billings 3-68, Dunn 3-37, R.Smith 2-8, Lester 2-6, Tate 2-5, Carr 1-28, Fannin 1-2; (MSU) Riley 3-26, Bell 2-25, McRae 2-15, Ducre 2-11, Hoskins 1-1).

Seven Auburn defensive players logged tackles for loss, including two each from Merrill Johnson and Tez Dootittle.

A pair of running backs, Brad Lester and Tate, reach 1,500 career rushing yards. They became the 22nd and 23rd players, respectively, to accomplish the feat in Auburn football history.

The Tigers recorded 315 yards of total offense, but were unable to score a touchdown. It was the first time since 1974 that Auburn won a game by only scoring three points, beating Miami (Fl.) 3-0.

GAME 4	#6 LSU	26
	#10 AUBURN	21
	September 20, 2008 Jordan-Hare Stadium (87,451) • Auburn, Ala.	

Jarrett Lee's 18-yard touchdown pass to Brandon LaFell with 1:03 left in the fourth quarter lifted No. 6 LSU over No. 10 Auburn, 26-21, in a dramatic SEC West showdown in front of a sellout crowd under the lights at Jordan-Hare Stadium.

True to tradition, the game was a back and forth battle with four lead changes, and came down to the final seconds on the clock. For the first time in nine meetings, the road team left town out with the win.

LSU took a 3-0 lead in the first quarter on a Colt David 46-yard field goal, but Auburn jumped ahead on its first series of the second quarter. Quarterback Chris Todd connected with Tim Hawthorne for a 29-yard completion to spark the Tiger drive, and Ben Tate followed with a 16-yard rush around the right side. After a defensive pass interference call, Tate rushed up the middle for a 1-yard touchdown run for a 7-3 lead.

The Bayou Bengals had a chance to bring the game within one, but David missed a 50-yard field goal attempt.

Auburn added to its lead on Gabe McKenzie's 24-yard interception return for a touchdown. McKenzie, who started his junior campaign as a tight end and before switching to the defensive side of the ball, recorded his first interception and first career defensive touchdown. Heading into halftime, Auburn held a 14-3 advantage on the Bayou Bengals.

On its first possession of the second half, LSU's Lee hit Chris Mitchell for 39 yards and the touchdown to put the score at 14-10 in favor of Auburn.

Following a Todd interception, LSU moved 89 yards on four plays with three passes exceeding 20 yards. The drive was capped off by a halfback pass from Keiland Williams to Demetrius Byrd from 22 yards out as time expired in the third quarter to take a 17-14 lead into the final quarter.

LSU extended its lead on a David field goal from 32 yards out to go up 20-14 with 8:27 left.

Auburn stormed back on the ensuing possession. Starting on its own 26-yard line, Todd again found Hawthorne for a 58-yard gain. Tate rushed for three yards before Todd connected with Robert Dunn in the end zone for the touchdown to regain the lead, 21-20.

The Auburn defense forced LSU to go three-and-out on its next possession, but Auburn was unable to move the ball in response and was forced to punt.

SCORING SUMMARY				
LSU3	0	14	9 - 26
Auburn0	14	0	7 - 21

LSU—David 46 field goal, 2:02, 1st
AU—Tate 1 run (Byrum kick), 8:56, 2nd
AU—McKenzie 24 interception (Byrum kick), 1:31, 2nd
LSU—C.Mitchell 39 pass from Lee (David kick), 6:28, 3rd
LSU—Byrd 22 pass from Williams (David kick), 0:00, 3rd
LSU—David 32 field goal, 8:27, 4th
AU—Dunn 15 pass from Todd (Byrum kick), 6:40, 4th
LSU—LaFell 18 pass from Lee (Lee pass failed), 1:03, 4th

TEAM STATISTICS	LSU	AU
First Downs	20	16
Rushes-Yards	38-178	36-70
Passing Yards	220	250
Comp-Att-Int	14-29-1	17-32-2
Total Plays-Yards	67-398	68-320
Punts-Avg.	6-48.3	7-35.4
Fumbles-Lost	3-0	1-0
Penalties-Yards	5-55	2-10
3rd Down Conv.	4-of-14	4-of-14
Time of Possession	31:00	29:00

INDIVIDUAL STATISTICS

RUSHING: (LSU) Scott 21-132, Hatch 10-40, Williams 2-8, Johnson 2-4, Murphy 2-(-4); (AU) Tate 19-45 (TD), Lester 7-26, Todd 10-(-1).

PASSING: (LSU) Lee 11-22-1, 182 (2TD), Hatch 2-6-0, 16, Williams 1-1-0, 22 (TD); (AU) Todd 17-32-2, 250 (TD).

RECEIVING: (LSU) LaFell 4-92 (TD), Byrd 3-38 (TD), J.Mitchell 2-16, Scott 2-15, C.Mitchell 1-39 (TD) Dickson 1-16, Murphy 1-4; (AU) R.Smith 5-73, Dunn 4-60 (TD), Billings 3-26, Hawthorne 2-87, Lester 2-2, Tate 1-2.

With four minutes left on the clock and working from its own 46-yard line, LSU picked up three first downs to move to the Auburn 18-yard line to set up the game-deciding touchdown.

Hawthorne finished the game as Auburn's leading receiver with 87 yards through the air. His 58-yard catch midway through the fourth quarter was Auburn's longest play from scrimmage through four games and it was the longest of Hawthorne's career.

Todd finished the game with 250 yards passing, including a touchdown pass.

The Auburn defense allowed LSU to convert just 4-of-14 third-down attempts.

2008 Auburn Football Game Notes

GAME 5	TENNESSEE	12
	#15 AUBURN	14
	September 27, 2008 Jordan-Hare Stadium (87,451) • Auburn, Ala.	

No. 15 Auburn scored on both the offensive and defensive sides of the ball as the Tigers defeated SEC foe Tennessee 14-12 in front of a capacity crowd at Jordan-Hare Stadium. The Tigers improved to 4-1 and 2-1 in league action.

It was the first meeting between Auburn and Tennessee since the 2004 season. Auburn's win gave the Tigers a 26-21-3 all-time series lead and for the first time since 1961-64, Auburn won four straight against the Volunteers.

Auburn got on the board on its second drive of the first quarter with Chris Todd connecting with Robert Dunn in the end zone from 18 yards out. The 11-play, 69-yard drive saw Ben Tate rush for 25 yards on three carries and Todd find Tommy Trott and Dunn for receptions of six and 14 yards, respectively.

Tennessee closed the gap on the Tigers with a pair of Daniel Lincoln field goals in the second quarter to bring the game within a point at 7-6. Lincoln knocked in field goals from 47 and 35 yards.

Jake Ricks would put the Tigers up 14-6 before heading in for halftime on a fumble by Volunteer quarterback Jonathan Crompton on his own goal line. Ricks jumped on the ball in the end zone for his first career touchdown.

Auburn looked to tack on another score before the half closed out as Tiger quarterback Kodi Burns conducted a 10-play drive that covered 46 yards, but a Wes Byrum field goal attempt from 35 yards was wide left.

The third quarter was a back-and-forth grind between both teams. Auburn started its third drive of the quarter from its own 2-yard line and was able to put together three-straight first downs. A Tennessee personal foul pushed the Tigers into Volunteer territory, but a pass by Todd was picked off and returned for 38 yards.

Tennessee converted the interception into points at the start of the fourth quarter with a Montario Hardesty 2-yard touchdown run, the first rushing touchdown surrendered this season by the Auburn defense. Down by two, 14-12, the Volunteers attempted a two-point conversion with a Crompton pass, but failed.

The Tiger defense was key during the entire fourth quarter, limiting Tennessee to 14 yards of total offense and four possessions that resulted in three-and-outs.

Dunn finished the game leading the receiving unit with 54 yards on six catches to set a new career high. Fannin had a trio of catches for 29 yards. Trott and Montez Billings each had three receptions and recorded 19 and 16 yards, respectively.

SCORING SUMMARY		
Tennessee	0	6 0 6 - 12
Auburn	7	7 0 0 - 14
AU—Dunn 18 pass from Todd (Byrum kick), 5:44, 1st		
UT—Lincoln 47 field goal, 3:43, 2nd		
UT—Lincoln 35 field goal, 3:03, 2nd		
AU—Ricks 0 fumble recovery (Byrum kick), 7:06, 2nd		
UT—Hardesty 2 run (Crompton pass failed), 4:44, 4th		
TEAM STATISTICS		
	UT	AU
First Downs	9	15
Rushes-Yards	33-124	38-97
Passing Yards	67	129
Comp-Att-Int	8-24-0	18-28-1
Total Plays-Yards	57-191	67-226
Punts-Avg.	10-39.9	9-43.7
Fumbles-Lost	1-1	1-0
Penalties-Yards	3-35	9-59
3rd Down Conv.	4-of-16	6-of-18
Time of Possession	27:15	32:45
INDIVIDUAL STATISTICS		
RUSHING: (UT) Hardesty 10-35 (TD), Foster 8-30, Jones 4-25, Creer 4-19, Crompton 7-15; (AU) Tate 19-70, Fannin 4-18, Burns 8-16, Todd 2-6, E.Smith 2-0, Dunn 1(-7).		
PASSING: (UT) Crompton 8-23-0, 67, Jones 0-1-0, 0; (AU) Todd 14-23-1, 93 (TD), Burns 4-6-0, 36, Dunn 0-0-0, 0.		
RECEIVING: (UT) Jones 1-14, Rogers 1-14, Creer 1-9, Stocker 1-8, Briscoe 1-7, Taylor 1-6, Hardesty 1-5, Foster 1-4; (AU) Dunn 6-54 (TD), Fannin 3-29, Trott 3-19, Billings 3-16, R.Smith 2-7, Tate 1-4.		

On the ground, Tate logged 70 yards on 19 carries and Fannin added 18 yards on four carries. Burns carried the ball eight times for 16 yards.

Todd finished the game 14-of-23 for 93 yards, with a single pick and touchdown pass.

Josh Bynes made his first career start at linebacker and tallied a career-high 11 tackles. He became the first Auburn player this season to have double-digit tackles in a game.

Antonio Coleman registered his fourth sack of the season by taking down Crompton for a loss of four yards. Auburn's defense had six tackles for 19 yards lost against Tennessee.

GAME 6	#13 AUBURN	13
	#19 VANDERBILT	14
	October 4, 2008 Vanderbilt Stadium (38,773) • Nashville, Tenn.	

Auburn scored 13 points in a 60 second span in the first quarter, but Vanderbilt rallied from a 13-0 deficit, as the No. 19 Commodores defeated the No. 13 Tigers, 14-13, at a sold out Vanderbilt Stadium.

The loss moved the Tigers to 4-2, 2-2 SEC, while the Commodores improved to 5-0, 3-0 SEC for the first time since 1943.

Auburn's offense looked unstoppable on the first drive with Ben Tate rushing for three straight first downs to move the ball inside the Vanderbilt red zone, but the Tigers were unable to put any points on the board on a failed fourth-and-goal rush attempt from the 1-yard line.

The Tiger defense stayed true by forcing the Commodores to go three-and-out on the following possession. Auburn quarterback Chris Todd followed the defensive stand by leading a nine-play, 49-yard drive capped off by a 7-yard touchdown pass to Rod Smith to put Auburn up 7-0 at the 4:09 mark in the first quarter.

Auburn struck again in quick fashion. The first pass from VU quarterback Chris Nickson following the Auburn score was picked off by Jerraud Powers at the Commodore 27-yard line setting up the Tigers' second score in less than a minute.

Forty-nine seconds later Todd connected with Mario Fannin from 28 yards out for the touchdown. Auburn led 13-0 after Wes Byrum's PAT hit the upright.

Facing a 13-point deficit, Vanderbilt backup quarterback Mackenzi Adams strung together a six-play, 30-yard drive at the end of the second quarter to put the Commodores on the board. Adams hit Justin Wheeler in the back of the end zone from 15-yards out to cut Auburn's lead to 13-7. It marked the first touchdown surrendered by Auburn in the first half this season.

After a quick three and out by Auburn to start the second half, the Commodores looked to narrow Auburn's lead on its first possession of the second half, but Bryant Hahnfeldt's 40-yard field goal attempt was wide left.

On Vanderbilt's ensuing possession, Adams led the offense on an 8-play, 68-yard drive, capped by a 1-yard pass to Brandon Barden, giving the Commodores a 14-13 lead with 7:09 left in the third quarter.

Miscues cost the Tigers in the second half as Auburn committed 10 penalties, including eight in the third quarter. Unable to get in a rhythm offensively, the Tigers managed just 57 yards of total offense, including 4 yards rushing, in the final 30 minutes of play.

Auburn had one last opportunity in the fourth quarter, however, VU's Myron Lewis' interception with 2:09 left at the AU 33 sealed the win.

Tate led all rushers with 108 yards on 27 carries for his fifth-career game of over 100 yards. His 27 carries also marked a career high.

Auburn was outgained offensively, recording 208 yards of total offense to Vanderbilt's 263.

Mike McNeil led the Tiger defense with nine tackles, followed by Zac Etheridge with eight.

SCORING SUMMARY			
Auburn	13	0 0 0 - 13	
Vanderbilt	0	7 7 0 - 14	
AU—R. Smith 7 pass from Todd (Byrum kick), 4:09, 1st			
AU—Fannin 28 pass from Todd (Byrum kick failed), 3:09, 1st			
VU—Wheeler 15 pass from Adams (Hahnfeldt kick), :39, 2nd			
VU—Barden 1 pass from Adams (Hahnfeldt kick), 7:09, 3rd			
TEAM STATISTICS			
	AU	VU	
First Downs	15	15	
Rushes-Yards	44-110	32-106	
Passing Yards	98	157	
Comp-Att-Int	10-22-1	16-31-1	
Total Plays-Yards	66-208	63-263	
Punts-Avg.	9-40.6	8-39.1	
Fumbles-Lost	2-0	1-0	
Penalties-Yards	11-81	5-37	
3rd Down Conv.	5-of-16	6-of-17	
Time of Possession	29:57	30:03	
INDIVIDUAL STATISTICS			
RUSHING: (AU) Tate 27-108, Lester 2-12, Fannin 3-8; (VU) Adams 13-54, Nickson 4-40, Hawkins 6-8, Walker 1-8.			
PASSING: (AU) Todd 8-16-1, 70 (2 TD), Burns 2-6-0, 28; (VU) Adams 13-23-0, 153 (2 TD), Nickson 3-8-1, 4.			
RECEIVING: (AU) R. Smith 4-18 (TD), Fannin 3-56, Tate 1-9, Trott 1-8, Slaughter 1-7; (VU) Wheeler 5-52 (TD), Walker 4-66, Barden 4-20 (TD), Smith 2-21, Jennings 1(-2).			

Noting Head Coach Tommy Tuberville

Tuberville Era Records

Jordan-Hare Stadium	53-15
Away	25-16
Neutral	6-4
SEC	51-25
West.....	31-16
East	20-9
Non-conference	30-9
Natural grass	78-33
Artificial turf	5-2
Overtime games	4-3
Day games	52-19
Night games.....	31-15
August	2-1
September	34-8
October	23-14
November	19-7
December/January	6-5
TV Games	54-33
ABC.....	2-5
CBS	12-9
ESPN.....	19-14
ESPN2	7-0
Raycom (LFS/JP).....	13-7
Fox.....	1-0
AU scores first.....	66-6
Opponent scores first.....	18-29
Leading at Half	69-8
Trailing at Half	11-26
Tied at Half	4-1
Leading after Third	75-8
Trailing after Third.....	6-27
Tied after Third.....	3-0
Overtime Games.....	3-3
Scoring less than 20 pts.	14-27
Scoring 20+ points	69-8
Scoring 30+ points	45-0
Allowing less than 20 pts.	64-6
Allowing 20+ points.....	20-29
Allowing 30+ points.....	3-13
Rushing for less than 100 yds.	12-20
Rushing for over 100 yds.	73-15
Rushing for 200+ yds.	34-3
Passing for 200+ yds.	41-11
Passing for 300+ yds.	6-2
Totalling less than 300 yds.	18-21
300+ yds. of total offense.....	66-14
400+ yds. of total offense.....	39-3
500+ yds. of total offense.....	12-0
Allowing less than 100 yds. rushing	46-4
Allowing less than 300 yds. total off.	48-6
Allowing 300+ yds. total offense	35-29
Having 100-yd. rusher	45-7
Opp. have 100-yd. rusher	13-20
AU outrushes opponent	72-10
AU is outrushed	12-25
AU outpasses opponent.....	49-14
AU is outpassed	34-21
Equal passing.....	1-0
vs. AP Top 5.....	4-1
vs. AP Top 10	15-13
vs. AP Top 25	20-20

- ▶ Has directed Auburn to 84 overall wins, good for fourth in school history. Auburn has won 71 percent of its games under Tuberville, ranking him eighth in school history.
- ▶ Directed Auburn to a 49-19 mark in the league since 2000, which is the second-best mark in the Southeastern Conference.
- ▶ Won 100th career game on Oct. 6, 2007 in 35-7 win over Vanderbilt.
- ▶ Has won 29 of last 37 SEC games and 30 of last 38 against SEC opponents.
- ▶ Led last seven teams to bowl games, including New Year's Day bowl in four of the last six years. Has won four of last five bowl games and has won five bowl games, which is tied for second most in school history with Shug Jordan, and one behind Pat Dye (6).
- ▶ Led Auburn to its best season ever in 2004 as the Tigers won a school-record 13 games and captured the Southeastern Conference and NOKIA Sugar Bowl titles.
- ▶ Named the 2004 AFCA, Associated Press, Paul "Bear" Bryant, Walter Camp and SEC Coach of the Year. Was also named the 1997 Associated Press SEC Coach of the Year.
- ▶ Guided Auburn to the 2004 Southeastern Conference Championship. Tuberville has led Auburn to at least a share of the Western Division title in five of his seven seasons.
- ▶ Directed Auburn to 15 wins over AP Top 10 teams since the start of the 2002 season.
- ▶ Led Auburn to 53 wins in last 68 games (78 percent) and 48 of the last 59 (81 percent), which included 15 straight from 2003-04.
- ▶ Auburn's 15-game win streak from 2003-04 marked Tuberville's longest winning streak as a head coach.
- ▶ Directed the Tigers to seven SEC road wins of 20-plus points since 2002, including three in 2004.
- ▶ In 22 previous years coaching at the Division I level, has been part of 20 winning seasons, including three national championships.
- ▶ Led AU to at least one victory against an AP top 10 team in a school-record seven consecutive seasons.
- ▶ Coached 62 players that have been drafted in the NFL, including 33 at Auburn.
- ▶ Coached 14 first-round NFL Draft picks, including the 1991 first overall pick, Russell Maryland, and four 2004 first-round draft picks (Ronnie Brown, Carnell Williams, Carlos Rogers and Jason Campbell).
- ▶ Eight former players have played in the NFL Pro Bowl, including Jessie Armstead, Jerome Brown, Rudi Johnson, Ray Lewis, Russell Maryland, Marcus McNeill, Warren Sapp and Marcus Washington.
- ▶ Is 20-6 in his career in games decided by three points or less.
- ▶ Auburn is 9-4 in its last 13 games against top 10 opponents in the AP poll.
- ▶ Won a school-record eight straight SEC road games from 2005-07, and currently has won 14 of last 17 games against SEC opponents outside of Auburn.
- ▶ Has won 75 of last 82 regular-season games when scoring 20 points or more.
- ▶ Finished in AP top 10 in two of the previous four years.
- ▶ Only team in country to defeat 2006 National Champion Florida, and only coach to defeat two teams in final top five in country (No. 1 Florida, No. 3 LSU) in 2006.
- ▶ First Auburn coach ever to win six straight over Alabama.
- ▶ Third all-time in Iron Bowl victories (7), behind Bear Bryant (19) and Ralph "Shug" Jordan (9).
- ▶ Only coach ever to win four consecutive games at Bryant-Denny Stadium in Tuscaloosa.

Tuberville's Head Coaching Record

Year	School	W-L	SEC	Notes
1995	Ole Miss	6-5	3-5 (5th W)	
1996	Ole Miss	5-6	2-6 (5th W)	
1997	Ole Miss	8-4	4-4 (3rd W)	Music City Bowl
1998	Ole Miss	6-5	3-5 (4th W)	Independence Bowl
1999	Auburn	5-6	2-6 (5th W)	
2000	Auburn	9-4	6-2 (1st W)	SEC West Champs; Citrus Bowl
2001	Auburn	7-5	5-3 (1st W)	SEC West Co-Champs; Peach Bowl
2002	Auburn	9-4	5-3 (1st W)	SEC West Co-Champs; Capital One Bowl Champs
2003	Auburn	8-5	5-3 (3rd W)	Music City Bowl Champs
2004	Auburn	13-0	8-0 (1st W)	SEC Champions; NOKIA Sugar Bowl Champs
2005	Auburn	9-3	7-1 (1st W)	SEC West Co-Champs; Capital One Bowl
2006	Auburn	11-2	6-2 (2nd W)	AT&T Cotton Bowl Champs
2007	Auburn	9-4	6-3 (2nd W)	Chick-fil-A Bowl Champs
2008	Auburn	4-2	2-2	
Totals	12 Years	109-55	64-45	
Auburn		84-35	52-25	
Ole Miss		25-20	12-20	

Auburn Superlatives Under Tommy Tuberville

MOST POINTS

1.	73 vs. Louisiana-Monroe	11-1-03
2.	63 vs. Ball State	9-17-05
3.	56 vs. Western Carolina	9-7-02
4.	55 vs. New Mexico State	9-22-07
5.	52 vs. Louisiana Tech	10-9-04
	52 vs. Louisiana-Monroe	11-9-02

FEWEST POINTS ALLOWED

1.	0 vs. Louisiana-Monroe	8-30-08
	0 vs. Arkansas State	11-4-06
	0 at Mississippi State	9-9-06
	0 vs. Mississippi State	9-10-05
	0 vs. Louisiana-Monroe	9-4-04
	0 vs. Western Carolina	9-7-02
	0 vs. Ball State	9-1-01
	0 vs. Vanderbilt	9-30-00
	0 at Alabama	11-18-00

MOST FIRST DOWNS

1.	37 vs. Western Carolina	9-7-02
2.	33 vs. The Citadel	9-25-04
3.	31 vs. Tennessee	12-4-04
4.	29 vs. Louisiana Tech	10-20-01
	29 vs. Western Kentucky	9-27-03

FEWEST FIRST DOWNS ALLOWED

1.	5 vs. Ball State	9-1-01
2.	6 at Mississippi State	9-13-01
3.	7 vs. Western Kentucky	9-27-03
	7 vs. South Carolina	10-1-05
5.	8 at Alabama	11-18-00
	8 vs. The Citadel	9-25-04

MOST RUSHING ATTEMPTS

1.	62 at Georgia	11-10-01
2.	57 vs. Tennessee	10-4-03
3.	56 vs. Mississippi State	10-18-03
4.	54 vs. Syracuse	9-28-02
5.	53 at Arkansas	10-13-07

FEWEST RUSHING ATT., OPPONENT

1.	16 by Kansas State	9-1-07
	16 by Tennessee	10-4-03
3.	17 by La Tech	10-21-00
4.	18 by Florida	10-13-01
5.	21 by LSU	9-18-99

MOST RUSHING YARDS

1.	405 vs. Mississippi State	10-18-03
2.	390 vs. Ball State	9-17-05
3.	388 at Kentucky	11-5-05
4.	345 vs. Western Carolina	9-7-02
5.	321 vs. Louisiana-Monroe	8-30-08

FEWEST RUSHING YARDS ALLOWED

1.	-36 vs. Florida	10-13-01
2.	-27 vs. Central Florida	11-6-99
3.	4 vs. Tennessee	10-4-03
4.	23 at Alabama	11-18-00
	23 vs. Louisiana-Monroe	11-1-03
	23 vs. Ole Miss	10-29-05

MOST PASSES ATTEMPTED

1.	48 vs. Louisiana Tech	10-20-01
2.	44 vs. Georgia Tech	9-3-05
3.	43 vs. Clemson [Chick-fil-A]	12-31-07
	43 at Florida	12-2-00
5.	41 at LSU	10-22-05

MOST PASSES COMPLETED

1.	28 vs. Louisiana Tech	10-20-01
	28 vs. Michigan	1-1-01
3.	27 vs. Tennessee	12-4-04
4.	26 vs. Clemson [Chick-fil-A]	12-31-07
	26 vs. Alabama	11-20-99

FEWEST PASSES ATT., OPPONENT

1.	10 by Arkansas	10-7-06
2.	15 by The Citadel	9-25-04
	15 by Arkansas	10-12-02
	15 by Syracuse	9-22-01
5.	16 by Arkansas	10-27-01

FEWEST PASSES COMP., OPPONENT

1.	5 by Mississippi State	9-15-07
	5 by Ball State	9-1-01
3.	6 by The Citadel	9-25-04
	6 by Syracuse	9-22-01
5.	7 by Arkansas	10-7-06

MOST PASSING YARDS

1.	416 vs. Georgia	11-13-99
2.	394 vs. Michigan	1-1-00
3.	381 vs. Louisiana Tech	10-20-01
4.	374 vs. Tennessee	12-4-04
5.	359 vs. The Citadel	9-25-04

FEWEST PASSING YARDS ALLOWED

1.	32 by Ball State	9-1-01
2.	41 by Mississippi State	9-15-07
3.	66 by Arkansas	10-12-02
4.	67 by Tennessee	9-27-08
5.	69 by Tennessee	12-4-04

MOST TOTAL OFFENSE

1.	621 vs. Western Carolina	9-7-02
2.	593 vs. The Citadel	9-25-04
3.	589 at Kentucky	11-5-05
4.	572 vs. Ball State	9-17-05
5.	567 vs. Western Kentucky	9-27-03
6.	559 vs. Tennessee	12-4-04

FEWEST TOTAL YARDS ALLOWED

1.	92 vs. Ball State	9-1-01
2.	110 vs. Kentucky	10-23-04
3.	116 at Mississippi State	9-13-08
3.	135 at Alabama	11-18-00
4.	151 vs. Louisiana-Monroe	11-1-03
5.	152 vs. Vanderbilt	9-30-00

PUNTING AVERAGE (MIN. OF 4)

1.	50.8 at So. California	9-2-02
2.	50.5 at Vanderbilt	9-30-00
3.	50.2 at Alabama	11-18-06
4.	50.0 vs. Louisiana Tech	10-20-01
5.	49.3 vs. North Carolina	12-31-01

MOST TIME OF POSSESSION

1.	39:31 vs. Tennessee	12-4-04
2.	38:58 at Georgia	11-10-01
3.	37:52 at Ole Miss	10-28-06
4.	37:45 at Alabama	11-18-00
5.	36:43 vs. Florida	10-14-06

Auburn Superlatives Under Tommy Tuberville

Auburn Team Superlatives

Points Scored	73	vs. Louisiana-Monroe (11/1/03)
Low	0	vs. USC (8/30/03)
First Downs	37	vs. Tennessee (10/2/99)
Low	7	vs. Western Carolina (11/9/02)
Rushing Plays	62	at Mississippi State (10/7/00)
Low	19	at Georgia (11/10/01)
Net Rushing Yards	405	at Mississippi State (10/7/00)
Low	1	vs. Florida (10/16/99)
Passes Attempted	48	vs. Louisiana Tech (10/20/01)
Low	13	vs. Mississippi State (10/6/01)
Passes Completed	28	vs. Louisiana Tech (10/20/01)
Low	4	vs. Georgia (11/11/06)
Had Intercepted	4	vs. Louisiana Tech (10/20/01); at Tennessee (10/2/99)
Low	0	36 times
Net Passing Yards	416	vs. Georgia (11/13/99)
Low	35	vs. Georgia (11/11/06)
Total Offensive Plays	90	vs. Clemson (12/31/07)
Low	37	vs. Georgia (11/11/06)
Total Net Offense	621	vs. Western Carolina (11/9/02)
Low	164	three times
Fumbles	5	vs. Southern Miss (9/6/08)
Low	0	21 times
Fumbles Lost	4	vs. Florida (10/14/01)
Low	0	35 times
Penalties	13	at Florida (10/19/02)
Low	1	vs. Mississippi State (9/10/05)
Penalty Yards	112	at Ole Miss (9/9/00)
Low	10	vs. Mississippi State (9/10/05)

Auburn Individual Superlatives

Rushing Attempts	41	Carnell Williams at Georgia (11/10/01)
Net Rushing Yards	249	Rudi Johnson vs. La. Tech (10/21/00)
Rushing TDs	6	Carnell Williams vs. Miss. State (10/18/03)
Pass Attempts	48	Daniel Cobb vs. La. Tech (10/20/01)
Pass Completions	28	Daniel Cobb vs. La. Tech (10/20/01)
Had Intercepted	4	Brandon Cox at Georgia (11/10/07)
Low	4	Brandon Cox vs. Georgia (11/11/06)
Low	4	Brandon Cox vs. Georgia Tech (9/3/05)
Low	4	Daniel Cobb vs. La. Tech (10/20/01)
Low	4	Jeff Klein at Tennessee (10/2/99)
Net Passing Yards	416	Ben Leard at Georgia (11/13/99)
Passing TDs	5	Daniel Cobb vs. La. Tech (10/20/01)
Receptions	10	Ronney Daniels vs. UCF (11/6/99)
Receiving Yards	249	Ronney Daniels vs. UCF (11/6/99)
TD Receptions	2	11 times, last by Rod Smith vs. New Mexico St. (9/22/07)
Punts	10	Damon Duval vs. Miss. State (10/7/00)
Punt Average	54.7	Kody Bliss vs. La.-Monroe (11/1/03)
Punts Inside 20	4	Clinton Durst vs. La.-Monroe (8/30/08)
Low	4	Patrick Tatum vs. New Mex St. (9/22/07)
Low	4	Kody Bliss vs. LSU (9/16/06), at Georgia (11/15/03), vs. USC (8/30/03)
Punt Returns	7	Tre Smith vs. South Carolina (10/1)
Low	7	Roderick Hood vs. W. Carolina (9/7/02)
Punt Return Yards	109	Joe Walkins vs. Ball State (9/1/01)
Kickoff Returns	6	Carnell Williams vs. La. Tech (10/20/01)
Kickoff Return Yards	150	Carnell Williams vs. La. Tech (10/20/01)
FG Attempts	6	John Vaughn at LSU (10/22/05)
FG Made	4	John Vaughn vs. Florida (10/14/06)
Low	4	John Vaughn vs. Washington St. (9/2/06)
Interceptions	4	Junior Rosegreen at Tennessee (10/2/04)
Interception Yards	93	Walter McFadden vs. Tennessee Tech (11/3/07)

Auburn Individual Long Plays

Rushing	80	C. Williams vs. Alabama (11/22/03) [TD]
Passing	87	J. Campbell/S. Daniels vs. La. Tech (10/9/04) [TD]
Receiving	87	Silas Daniels vs. La. Tech (10/9/04) [TD]
Field Goal	57	Philip Yost vs. W. Kentucky (9/27/03)
Punt	71	Damon Duval vs. N. Illinois (9/23/00)
Punt Return	66	Robert Dunn vs. Louisiana-Monroe (8/30/08) [TD]
Kickoff Return	100	Tim Carter vs. LSU (9/16/00) [TD]
Interception Return	93	Walter McFadden vs. Tenn. Tech (11/3/07) [TD]

Opponent Team Superlatives

Points Scored	45	Georgia (11/10/07)
Low	0	nine times
First Downs	29	Louisiana Tech (10/21/00)
Low	5	Ball State (9/1/01)
Rushing Plays	52	South Florida (9/8/07)
Low	16	Syracuse (9/22/01)
Net Rushing Yards	328	Kansas State (9/1/07)
Low	36	Tennessee (10/4/03)
Passes Attempted	69	Alabama (11/17/01)
Low	10	Florida (10/14/01)
Passes Completed	47	LSU (9/18/99)
Low	5	Arkansas (10/7/06)
Had Intercepted	5	Louisiana Tech (10/21/00)
Low	0	Mississippi State (9/15/07)
Net Passing Yards	433	Ball State (9/1/01)
Low	32	two times, last at Tenn. (10/2/04)
Total Offensive Plays	90	30 times
Low	44	Louisiana Tech (10/21/00)
Total Net Offense	549	Ball State (9/1/01)
Low	92	Tennessee (12/4/04)
Fumbles	5	Alabama (11/17/01)
Low	0	Ball State (9/1/01)
Fumbles Lost	4	South Carolina (10/1/05)
Low	0	22 times
Penalties	16	Mississippi State (9/13/02)
Low	2	47 times
Penalty Yards	141	Kansas State (9/1/07)
Low	7	Ole Miss (10/28/06)
		Washington State (9/2/06)
		Ball State (9/17/05)
		Alabama (11/18/00)
		Kansas State (9/1/07)
		Alabama (11/18/00)

Opponent Individual Superlatives

Rushing Attempts	33	Shaun Alexander (Alabama), 11/20/99
Net Rushing Yards	241	Fred Talley (Arkansas), 10/12/02
Rushing TDs	3	James Munro (Syracuse), 9/22/01
Pass Attempts	65	Shaun Alexander (Alabama), 11/20/99
Pass Completions	47	Luke McCown (La. Tech.), 10/21/00
Had Intercepted	5	Luke McCown (La. Tech.), 10/21/00
Net Passing Yards	433	Luke McCown (La. Tech.), 10/21/00
Passing TDs	5	Rex Grossman (Florida), 10/14/00
Receptions	15	James Jordan (La. Tech.), 10/21/00
Receiving Yards	203	Charles Lee (UCF), 11/6/99
TD Receptions	3	Chris Collins (Ole Miss), 11/2/02
Punts	10	Jabar Gaffney (Florida), 10/14/00
Punt Average	50.3	eight players
Punts Inside 20	5	Jonathan Kilger (Georgia), 11/11/00
Punt Returns	7	Chad Cunningham (Tennessee), 9/27/08
Punt Return Yards	96	Ronald Hatcher (Vanderbilt), 9/30/00
Kickoff Returns	5	Deuce McAllister (Ole Miss), 9/9/00
Low	5	Carlos Thomas (S. Carolina), 10/1/05
Kickoff Return Yards	162	Felix Jones (Arkansas), 10/15/05
FG Attempts	4	Brandon Brooks (Alabama), 11/22/03)
FG Made	4	three times
Interceptions	3	Billy Bennett (Georgia), 11/11/00
Interception Yards	99	Jeff Chandler (Florida), 10/16/99
		Deon Grant (Tennessee), 10/2/99
		Odell Thurman (Georgia), 11/15/03

Opponent Individual Long Plays

Rushing	83	C.J. Spiller (Clemson), 12/27/07 [TD]
Passing	83	V. Penn/C. Lee (UCF), 11/6/99
Field Goal	49	Brandon Coutu (Georgia), 11/12/05
Punt	73	Blake McAdams (Mississippi State), 9/15/07
Punt Return	87	Deuce McAllister (Ole Miss), 9/9/00
Kickoff Return	96	Brandon Brooks (Alabama), 11/22/03 [TD]
Interception Return	99	Odell Thurman (Georgia), 11/15/03 [TD]

2008 Auburn Football Player Sketches



MIKE BERRY #66
OL
 6-3 · 306 · So. · 1L
 Antioch, Tenn. (Brentwood Academy)
 Pre-Business

2008 — Has seen time in every game this season ... Saw limited action against Louisiana-Monroe, grading at 86 percent overall on 19 snaps ... Graded at 78 percent overall on nine offensive snaps with two pancake blocks and one rodeo block.



MONTEZ BILLINGS #84
WR
 6-2 · 183 · Jr. · 2L
 Pelham, Ala. (Pelham)
 Public Administration

2008 — Did not play against Louisiana-Monroe due to injury ... Started vs. Southern Miss and tied for team lead with three catches (for 30 yards) ... Led Tigers with 68 yards receiving on three catches in victory on the road at Mississippi State ... Matched season-high with three catches vs. LSU for 26 yards ... Hauled in three passes for 16 yards in win vs. Tennessee ... Started, but was held without a catch vs. Vanderbilt snapping a 13 game streak of games played with at least one reception.

BILLINGS' CAREER RECEIVING STATS

YEAR	G/GS	NO	YDS	AVG	TD	LP/OPPONENT
2006	11/0	3	47	15.7	0	21/Arkansas State
2007	12/9	28	321	11.5	1	31/LSU
2008	5/5	12	140	11.7	0	31/Mississippi State
Totals	28/14	43	508	11.9	1	31 (2x, last vs. Miss. St., 9/13/08)

BILLINGS' CAREER GAME HIGH STATS

	No.	Opponent	Date
Receptions	6	LSU	10/20/07
Rec. Yards	78	LSU	10/20/07
Rec. TDs	1	LSU	10/20/07

BILLINGS' GAME-BY-GAME STATS

DATE	OPPONENT	REC	YDS	AVG	TD
9/1/07	KANSAS STATE				DID NOT PLAY
9/8/07	SOUTH FLORIDA	1	5	5.0	0
9/15/07	MISSISSIPPI STATE	0	0	0.0	0
9/22/07	NEW MEXICO STATE	0	0	0.0	0
9/29/07	* at Florida	3	56	18.7	0
10/6/07	* VANDERBILT	2	36	18.0	0
10/13/07	* at Arkansas	5	31	6.2	0
10/20/07	* at LSU	6	78	13.0	1
10/27/07	* OLE MISS	2	22	11.0	0
11/3/07	* TENNESSEE TECH	2	44	22.0	0
11/10/07	* at Georgia	3	21	7.0	0
11/24/07	* ALABAMA	3	15	5.0	0
12/31/07	* vs. Clemson (Chick-fil-A)	1	13	13	0

DATE	OPPONENT	REC	YDS	AVG	TD
8/30/08	LOUISIANA-MONROE				DID NOT PLAY
9/6/08	* SOUTHERN MISS	3	30	10.0	0
9/13/08	* MISSISSIPPI STATE	3	68	22.7	0
9/20/08	* LSU	3	26	8.7	0
9/27/08	* TENNESSEE	3	16	5.3	
10/4/08	* at Vanderbilt	0	0	0.0	0
10/11/08	ARKANSAS				
10/23/08	at West Virginia				
11/1/08	at Ole Miss				
11/8/08	TENNESSEE-MARTIN				
11/15/08	GEORGIA				
11/29/08	at Alabama				



TRAY BLACKMON #10
LB
 6-0 · 211 · Jr. · 2L
 LaGrange, Ga. (LaGrange)
 Undecided

2008 — Second Team Preseason Media All-SEC ... Second Team Preseason Coaches All-SEC ... Phil Steele's Preseason Third Team All-SEC ... Started vs. Louisiana-Monroe and registered two tackles and one QB hurry in limited action ... Made eighth consecutive regular season game start vs. Southern Miss ... Racked up one sack (minus 2 yards) to go with three total tackles vs. Golden Eagles ... Led Tigers with six tackles, five solo, in road win vs. Mississippi State ... Also had one TFL for minus 6 yards vs. Mississippi State ... Tied for team lead with eight tackles vs. LSU ... Did not play vs. Tennessee due to injury ... In limited action vs. Vanderbilt, had one solo tackle and one QB hurry.

BLACKMON'S CAREER DEFENSIVE STATS

YEAR	G/GS	TT	UT	AT	TFL-YDS	QBS-YDS	FF/FR	PD	I/YDS
2006	6/4	18	14	4	2.5-7	0.5-3	0/3	0	0/0
2007	9/9	45	26	19	0.5-2	0.0-0	0/0	2	1/49
2008	5/4	20	13	7	2.0-8	1.0-2	0/0	0/0	0/0
Totals	20/17	83	53	30	5.0-17	1.5-5	0/3	2	1/49

BLACKMON'S CAREER GAME HIGH STATS

	No.	Opponent	Date
Tackles	9	2x (last vs. Ole Miss)	10/27/07
Tackles for loss	1.5	Ole Miss	10/28/06
Sacks	1.0	Southern Miss	9/6/08

BLACKMON'S GAME-BY-GAME STATS

DATE	OPPONENT	TT	UT	AT	TFL-YDS	INT-YDS
9/2/06	WASHINGTON STATE					DID NOT PLAY
9/9/06	at Mississippi State					DID NOT PLAY
9/16/06	LSU					DID NOT PLAY
9/23/06	BUFFALO					DID NOT PLAY
9/28/06	at South Carolina					DID NOT PLAY
10/7/06	ARKANSAS					DID NOT PLAY
10/14/06	FLORIDA	0	0	0	0.0-0	0-0
10/21/06	* TULANE	1	1	0	0.0-0	0-0
10/28/06	at Ole Miss	5	4	1	1.5-5	0-0
11/4/06	* ARKANSAS STATE	2	2	0	1.0-2	0-0
11/11/06	* GEORGIA	4	3	1	0.0-0	0-0
11/18/06	* at Alabama	6	4	2	0.0-0	0-0
1/1/07	vs. Nebraska (Cotton)					DID NOT PLAY

2008 Auburn Football Player Sketches

DATE	OPPONENT	TT	UT	AT	PD	INT-YDS
9/1/07	* KANSAS STATE	3	1	2		1-49
9/8/07	SOUTH FLORIDA					DID NOT PLAY
9/15/07	MISSISSIPPI STATE					DID NOT PLAY
9/22/07	NEW MEXICO STATE					DID NOT PLAY
9/29/07	* at Florida	2	0	2	0	0-0
10/6/07	VANDERBILT					DID NOT PLAY
10/13/07	* at Arkansas	9	6	3	0	0-0
10/20/07	* at LSU	3	3	0	0	0-0
10/27/07	* OLE MISS	9	4	5	0	0-0
11/03/07	* TENNESSEE TECH	5	2	3	0	0-0
11/10/07	* at Georgia	3	3	0	0	0-0
11/24/07	* ALABAMA	7	4	3	0	0-0
12/31/07	vs. Clemson (Chick-fil-A)	4	3	1	0	0-0

DATE	OPPONENT	TT	UT	AT	TFL-YDS	QBS-YDS
8/30/08	* LOUISIANA-MONROE	2	1	1	0	0-0
9/6/08	* SOUTHERN MISS	3	2	1	1.0-2	1.0-2
9/13/08	* MISSISSIPPI STATE	6	5	1	1.0-6	0.0-0
9/20/08	* LSU	8	4	4	0.0-0	0.0-0
9/27/08	TENNESSEE					DID NOT PLAY
10/4/08	at Vanderbilt	1	1	0	0.0-0	0.0-0
10/11/08	ARKANSAS					
10/23/08	at West Virginia					
11/1/08	at Ole Miss					
11/8/08	TENNESSEE-MARTIN					
11/15/08	GEORGIA					
11/29/08	at Alabama					


DATE	OPPONENT	TT	UT	AT	TFL-YDS	QBS-YDS
8/30/08	* LOUISIANA-MONROE	0	0	0	0.0-0	0.0-0
9/6/08	* SOUTHERN MISS	4	2	2	0.5-0	0.0-0
9/13/08	* MISSISSIPPI STATE	3	2	1	0.0-0	0.0-0
9/20/08	* LSU	0	0	0	0.0-0	0.0-0
9/27/08	TENNESSEE	1	0	1	0.0-0	0.0-0
10/4/08	at Vanderbilt	1	1	0	1.0-1	0.0-0
10/11/08	ARKANSAS					
10/23/08	at West Virginia					
11/1/08	at Ole Miss					
11/8/08	TENNESSEE-MARTIN					
11/15/08	GEORGIA					
11/29/08	at Alabama					



JASON BOSLEY #68
OL
6-4 · 274 · Sr. · 3L
Huntsville, Ala. (Grissom)
Finance

CAREER — Has played in 28 career games, starting 22.
SPRING 2008 — Received Top Grade Point Average Award and the Pat Dye Leadership Award by the coaching staff following spring drills.

2008 — Started at center in season opener vs. Louisiana-Monroe, grading 95 percent overall (59 plays) with one cockroach block, six pancake blocks and six rodeo blocks ... Made his first career start at right tackle and graded 94 percent overall on 70 plays vs. Southern Miss ... Had five rodeo blocks and two cockroach blocks vs. USM ... Played 76 snaps vs. Mississippi State, grading overall at 82 percent ... Had nine rodeo and three cockroach blocks vs. MSU ... Graded at 88 percent overall on 70 snaps vs. LSU ... Had three rodeo and six cockroach blocks vs. LSU ... Against Tennessee, graded at 72 percent overall on 72 snaps with two rodeo and three cockroach blocks ... On 45 snaps vs. Vanderbilt, graded at 85 percent overall ... Has 15 cockroach blocks, seven pancake blocks and 25 rodeo blocks for the season ... *Named SEC Offensive Lineman of the Week for his performance vs. Southern Miss.*



KODI BURNS #18
QB
6-1 · 206 · So. · 1L
Fort Smith, Ark. (Northside)
Undecided

SPRING 2008 — Received the Offensive MVP Award for A-Day after completing 14-of-21 passes for 142 yards and one touchdown.

2008 — Started season opener vs. Louisiana-Monroe ... Was second on team in rushing vs. ULM with 69 yards on six carries (11.5 avg./c) before leaving game with lower leg injury in third quarter ... Saw limited action vs. Southern Miss due to injury ... Had a 1-yard touchdown run vs. the Golden Eagles in the third quarter ... Hit 4-of-6 passes for 36 yards, including crucial third down conversion of 10 yards on third down to seal victory vs. Tennessee ... Also rushed eight times for 16 yards vs. Vols ... Threw for 28 yards on 2-of-6 passing with a long of 24 yards to Mario Fannin against Vanderbilt.

BURNS' CAREER PASSING STATS									
YEAR	G/GS	CMP	ATT	PCT	YDS	INT	TD	LP/OPPONENT	
2007	9/1	10	26	38.5	145	1	2	58/New Mexico State	
2008	4/1	10	24	41.7	79	1	0	24/Vanderbilt	
Totals	13/2	20	50	40.0	224	2	2	58/New Mexico State	



MIKE BLANC #93
DL
6-4 · 290 · So. · 1L
Pompano Beach, Fla. (Deerfield Beach)
Undecided

2008 — Earned first career start in season opener vs. Louisiana-Monroe ... Started and notched four tackles vs. Southern Miss ... Also had a half a TFL for no gain vs. USM ... Finished with three tackles, two solo, in win vs. Mississippi State ... Had two QB hurries vs. LSU ... Had one assisted tackle vs. Tennessee ... Against Vanderbilt, had one solo tackle, a TFL for minus 1 yard.

BLANC'S CAREER DEFENSIVE STATS

YEAR	G/GS	TT	UT	AT	TFL-YDS	QBS-YDS	FF/FR	PD	I/YDS
2007	11/0	6	3	3	0.0-0	0.0-0	0/0	0	0-0
2008	6/4	9	5	4	1.5-1	0.0-0	0/0	0	0-0
Totals	17/4	15	8	7	1.5-1	0.0-0	0/0	0	0-0

BLANC'S GAME-BY-GAME STATS

DATE	OPPONENT	TT	UT	AT	TFL-YDS	QBS-YDS
9/1/07	KANSAS STATE	1	1	0	0	0-0
9/8/07	SOUTH FLORIDA	0	0	0	0	0-0
9/15/07	MISSISSIPPI STATE	1	1	0	0	0-0
9/22/07	NEW MEXICO STATE	0	0	0	0	0-0
9/29/07	at Florida					DID NOT PLAY
10/6/07	VANDERBILT	2	0	2	0	0-0
10/13/07	at Arkansas	0	0	0	0	0-0
10/20/07	at LSU	0	0	0	0	0-0
10/27/07	OLE MISS	1	0	1	0	0-0
11/03/07	TENNESSEE TECH	1	1	0	0	0-0
11/10/07	at Georgia	0	0	0	0	0-0
11/24/07	ALABAMA					DID NOT PLAY
12/31/08	vs. Clemson (Chick-fil-A)	0	0	0	0	0-0

2008 Auburn Football Player Sketches

BURNS' CAREER RUSHING STATS

YEAR	G/GS	NO	YDS	AVG	TD	LP/OPPONENT
2007	9/1	54	203	3.8	3	18/Mississippi State
2008	4/1	20	78	3.9	1	23/Louisiana-Monroe
Totals	13/2	74	281	3.8	4	23/Louisiana-Monroe


BURN'S CAREER GAME HIGH STATS

	No.	Opponent	Date
Completions	8	Mississippi State	9/15/07
Pass Attempts	12	Mississippi State	9/15/07
Pass Yards	65	Mississippi State	9/15/07
Pass TDs	1	2x (last vs. Clemson)	12/31/07
Interceptions	1	Mississippi State	9/15/07
Rush Attempts	22	Mississippi State	9/15/07
Rush Yards	87	Mississippi State	9/15/07
Rush TDs	1	3x (last vs. Clemson)	12/31/07

BURNS' GAME-BY-GAME PASSING STATS

DATE	OPPONENT	CMP	ATT	YDS	INT	TD
9/1/07	KANSAS STATE			DID NOT PLAY		
9/8/07	SOUTH FLORIDA			DID NOT PLAY		
9/15/07	MISSISSIPPI STATE	8	12	65	1	0
9/22/07	* NEW MEXICO STATE	1	5	58	0	1
9/29/07	at Florida	0	0	0	0	0
10/6/07	VANDERBILT	0	1	0	0	0
10/13/07	at Arkansas	0	0	0	0	0
10/20/07	at LSU	0	0	0	0	0
10/27/07	OLE MISS	0	0	0	0	0
11/03/07	TENNESSEE TECH	0	4	0	0	0
11/10/07	at Georgia			DID NOT PLAY		
11/24/07	ALABAMA			DID NOT PLAY		
12/31/07	vs. Clemson (Chick-fil-A)	1	4	22	0	1

DATE	OPPONENT	CMP	ATT	YDS	INT	TD
8/30/08	* LOUISIANA-MONROE	4	9	15	0	0
9/6/08	SOUTHERN MISS	0	3	0	1	0
9/13/08	MISSISSIPPI STATE			DID NOT PLAY		
9/20/08	LSU			DID NOT PLAY		
9/27/08	TENNESSEE	4	6	36	0	0
10/4/08	at Vanderbilt	2	6	28	0	0
10/11/08	ARKANSAS					
10/23/08	at West Virginia					
11/1/08	at Ole Miss					
11/8/08	TENNESSEE-MARTIN					
11/15/08	GEORGIA					
11/29/08	at Alabama					



JOSH #17

BYRNES LB

6-2 · 230 · So. · 1L

Lauderdale Lakes, Fla. (Boyd Anderson)

Undecided


2008 — Tied for second on team with six tackles in season opener vs. Louisiana-Monroe ... Recorded one stop (assisted) vs. Southern Miss ... Had two solo tackles vs. Mississippi ... Played, but did not record a tackle vs. LSU ... Made first career start vs. Tennessee and led team with 11 total tackles, six solo ... Also had one QB hurry vs. Vols ... His 11 tackles vs. UT were two more than season total of nine entering the game ... Made second career start vs. Vanderbilt, recording two tackles.

BYRNES' CAREER DEFENSIVE STATS

YEAR	G/GS	TT	UT	AT	TFL-YDS	QBS-YDS	FF/FR	PD	I/YDS
2007	5/0	10	8	2	2.0-4	0.0-0	1/0	0	0-0
2008	6/2	22	9	13	0.0-0	0.0-0	0/0	0	0.0
Totals	11/2	32	17	15	2.0-4	0.0-0	1/0	0	0.0

BYRNES' GAME-BY-GAME STATS

DATE	OPPONENT	TT	UT	AT	TFL-YDS	QBS-YDS
8/30/08	LOUISIANA-MONROE	6	1	5	0.0-0	0.0-0
9/6/08	SOUTHERN MISS	1	0	1	0.0-0	0.0-0
9/13/08	MISSISSIPPI STATE	2	2	0	0.0-0	0.0-0
9/20/08	LSU	0	0	0	0.0-0	0.0-0
9/27/08	* TENNESSEE	11	6	5	0.0-0	0.0-0
10/4/08	* at Vanderbilt	2	0	2	0.0-0	0.0-0
10/11/08	ARKANSAS					
10/23/08	at West Virginia					
11/1/08	at Ole Miss					
11/8/08	TENNESSEE-MARTIN					
11/15/08	GEORGIA					
11/29/08	at Alabama					



WES #18

BYRUM K

6-1 · 209 · So. · 1L

Ft. Lauderdale, Fla. (St. Thomas Aquinas)

Undecided

CAREER — Has connected on two game-winning field goals, at Florida and at Arkansas, both in 2007 ... Is 12-of-15 on FGA of 35 yards or less.

2008 — *Second Team Preseason Media All-SEC ... Athlon Sports Preseason First Team All-SEC ...* Connected on 2-of-3 field goal attempts in season opener vs. Louisiana-Monroe ... Also had four kickoffs vs. ULM with a 66.8 yard average ... Hit both FG attempts vs. Southern Miss including a career-long of 52 yards ... Also made good from 23 yards out vs. Golden Eagles ... Averaged 63.5 yards on two kickoffs vs. USM ... Went 1-of-3 on FG attempts vs. Mississippi State, converting on 35-yard attempt for Auburn's only points in 3-2 win ... Averaged 61.3 yards on three KO's vs. Mississippi State ... Did not attempt a FG vs. LSU, but was 3-for-3 on PAT tries ... Hit only PAT try vs. UT, but missed 35 yard FG attempt ... Missed first PAT of season at Vanderbilt, had hit on 34 straight until miss.

BYRUM'S CAREER KICKING STATS

YEAR	FG-A	Pct.	0-19	20-29	30-39	40-49	50+	PAT	Pts
2007	17-23	73.9	0-0	5-5	9-10	3-8	0-0	35-36	86
2008	5-9	55.6	1-1	1-2	2-4	0-1	1-1	11-12	25
Totals	22-32	68.8	1-1	6-7	11-14	3-9	1-1	46-48	111

BYRUM'S CAREER GAME HIGH STATS

	No.	Opponent	Date
FG Attempts	5	Arkansas	10/13/07
FGs Made	3	3x (last vs. Arkansas)	10/13/07

2008 Field Goal Sequence (Made/Missed):

LOUISIANA-MONROE: 33, 32, 19

SOUTHERN MISS: 52, 23

at Mississippi State: 35, 42, 22

LSU: ---

TENNESSEE: 35

at Vanderbilt: ---

ARKANSAS:

at West Virginia:


at Ole Miss:

UT-Martin:

GEORGIA:

at Alabama:

2008 Auburn Football Player Sketches



QUINDARIUS #85
CARR WR
 6-1 · 175 · RFr. · RS
 Huntsville, Ala. (Huntsville)
 Undecided


2008 — Hauled in first career reception, for 6 yards, in season opener vs. Louisiana-Monroe ... Had one catch for eight yards vs. Southern Miss ... Had one catch for 28 yards vs. Mississippi State ... Saw playing time, but did not have a reception vs. LSU or Tennessee.

CARR'S CAREER RECEIVING STATS

YEAR	G/GS	NO	YDS	AVG	TD	LP/OPPONENT
2008	5/0	3	42	14.0	0	28/Mississippi State

CARR'S GAME-BY-GAME RECEIVING STATS

DATE	OPPONENT	REC	YDS	AVG	TD
8/30/08	LOUISIANA-MONROE	1	6	6.0	0
9/6/08	SOUTHERN MISS	1	8	8.0	0
9/13/08	MISSISSIPPI STATE	1	28	28.0	0
9/20/08	LSU	0	0	0.0	0
9/27/08	TENNESSEE	0	0	0.0	0
10/4/08	at Vanderbilt	DID NOT PLAY			
10/11/08	ARKANSAS				
10/23/08	at West Virginia				
11/1/08	at Ole Miss				
11/8/08	TENNESSEE-MARTIN				
11/15/08	GEORGIA				
11/29/08	at Alabama				



ANTOINE #45
CARTER DE
 6-4 · 254 · So. · 1L
 Ft. Lauderdale, Fla. (Dillard)
 Undecided

2008 — Registered one QB hurry and two total tackles in season opener vs. Louisiana-Monroe ... Had one solo tackle vs. Southern Miss ... In limited action, had one QB hurry in win vs. Mississippi State ... Recorded one solo tackle and one QB hurry vs. LSU ... Turned in strong game vs. Tennessee, with 1.5 TFLs (minus 1 yard) including half a sack and two QB hurries ... Finished with three total tackles vs. Vols ... Had two stops, one solo, vs. Vanderbilt.

CARTER'S CAREER DEFENSIVE STATS

YEAR	G/GS	TT	UT	AT	TFL-YDS	QBS-YDS	FF/FR	PD	I/YDS
2007	13/0	16	8	8	4.0-23	1.5-16	0/0	1	0/0
2008	6/0	9	5	4	1.5-1	0.5-0	0/0	0	0/0
Totals	19/0	25	13	12	5.5-24	2.0-16	0/0	1	0/0

CARTER'S CAREER GAME HIGH STATS

	No.	Opponent	Date
Tackles	4	New Mexico State	9/22/07
Tackles for loss	1.5	3x (last vs. Tennessee)	9/27/08
Sacks	1.0	South Florida	9/8/07

CARTER'S GAME-BY-GAME STATS

DATE	OPPONENT	TT	UT	AT	TFL-YDS	QBS-YDS
9/1/07	KANSAS STATE	0	0	0	0.0-0	0.0-0
9/8/07	SOUTH FLORIDA	3	2	1	1.0-11	1.0-11
9/15/07	MISSISSIPPI STATE	0	0	0	0.0-0	0.0-0
9/22/07	NEW MEXICO STATE	4	2	2	1.5-6	0.0-0
9/29/07	at Florida	0	0	0	0.0-0	0.0-0
10/6/07	VANDERBILT	3	1	2	1.5-6	0.5-5
10/13/07	at Arkansas	0	0	0	0.0-0	0.0-0
10/20/07	at LSU	2	1	1	0.0-0	0.0-0
10/27/07	OLE MISS	0	0	0	0.0-0	0.0-0
11/03/07	TENNESSEE TECH	2	0	2	0.0-0	0.0-0
11/10/07	at Georgia	0	0	0	0.0-0	0.0-0
11/24/07	ALABAMA	0	0	0	0.0-0	0.0-0
12/31/07	Clemson (Chick-fil-A)	2	2	0	0.0-0	0.0-0

DATE	OPPONENT	TT	UT	AT	TFL-YDS	QBS-YDS
8/30/08	LOUISIANA-MONROE	2	1	1	0.0-0	0.0-0
9/6/08	SOUTHERN MISS	1	1	0	0.0-0	0.0-0
9/13/08	MISSISSIPPI STATE	0	0	0	0.0-0	0.0-0
9/20/08	LSU	1	1	0	0.0-0	0.0-0
9/27/08	TENNESSEE	3	1	2	1.5-0	0.5-0
10/4/08	at Vanderbilt	2	1	1	0.0-0	0.0-0
10/11/08	ARKANSAS					
10/23/08	at West Virginia					
11/1/08	at Ole Miss					
11/8/08	TENNESSEE-MARTIN					
11/15/08	GEORGIA					
11/29/08	at Alabama					



NEIL #19
CAUDLE QB
 6-3 · 199 · So. · SQ
 Hoover, Ala. (Spain Park)
 Building Science

2008 — Saw limited snaps in first game vs. Louisiana-Monroe.

CAUDLE'S CAREER PASSING STATS

YEAR	G/GS	CMP	ATT	PCT	YDS	INT	TD	LP/OPPONENT
2007	1/0	0	3	.000	---	1	---	---
2008	1/0	0	0	.000	---	0	---	---
Totals	2/0	0	3	.000	---	1	---	---



ZACH #98
CLAYTON DL
 6-3 · 288 · So. · 1L
 Opelika, Ala. (Opelika)
 Pre-Business

2008 — Registered a pair of solo TFLs (-4 yards) in season opener vs. Louisiana-Monroe ... Had one tackle, a 6-yard sack against Southern Miss ... Sack vs. USM was the first of career ... Picked up two solo tackles against Mississippi State ... Had one solo tackle vs. LSU ... Did not play vs. Tennessee ... Recorded 2.0 TFLs, including a sack, for minus 11 yards and finished with four total tackles (all solo) against Vanderbilt.

2008 Auburn Football Player Sketches

CLAYTON'S CAREER DEFENSIVE STATS

YEAR	G/GS	TT	UT	AT	TFL-YDS	QBS-YDS	FF/FR	PD	I/YDS
2007	10/0	8	4	4	0.5-2	0.0-0	0/0	0	0-0
2008	5/0	10	10	0	5.0-21	2.0-16	0/0	0	0-0
Totals	15/0	18	14	4	5.5-23	2.0-16	0/0	0	0/0

CLAYTON'S GAME-BY-GAME STATS

DATE	OPPONENT	TT	UT	AT	TFL-YDS	QBS-YDS
8/30/08	LOUISIANA-MONROE	2	2	0	2.0-4	0-0
9/6/08	SOUTHERN MISS	1	1	0	1.0-6	1.0-6
9/13/08	MISSISSIPPI STATE	2	2	0	0.0-0	0.0-0
9/20/08	LSU	1	1	0	0.0-0	0.0-0
9/27/08	TENNESSEE	DID NOT PLAY				
10/4/08	at Vanderbilt	4	4	0	2.0-11	1.0-10
10/11/08	ARKANSAS					
10/23/08	at West Virginia					
11/1/08	at Ole Miss					
11/8/08	TENNESSEE-MARTIN					
11/15/08	GEORGIA					
11/29/08	at Alabama					



DREW #20
COLE DB
 5-11 · 172 · Fr. · HS
 Picayune, La. (HS)
 Undecided

2008 — Totaled two assisted tackles in season opener vs. Louisiana-Monroe ... Had one solo stop vs. Southern Miss ... Has seen action in five game on special teams.

COLE'S CAREER DEFENSIVE STATS

YEAR	G/GS	TT	UT	AT	TFL-YDS	QBS-YDS	FF/FR	PD	I/YDS
2008	5/0	3	1	2	0.0-0	0.0-0	0/0	0	0-0



ANTONIO #52
COLEMAN DE
 6-2 · 252 · Jr. · 2L
 Mobile, Ala. (Williamson)
 Criminology

CAREER — Has registered at least one tackle for loss in 14 of his last 20 games played and two or more TFLs in seven of last 18 games ... Is three sacks shy of moving into tie for 10th in career sacks with Stanley McClover (2004-05) with 15.5.

2008 — *Second Team Preseason Media All-SEC ... Athlon Sports Preseason Second Team All-SEC ... Phil Steele's Preseason Second Team All-SEC ... Named to Chuck Bednarik Award Preseason Watch List* ... In season opener vs. Louisiana-Monroe, registered two TFLs (-7), one QB sack (-5), two QB hurries and one forced fumble that was returned for a TD by Michael Goggans ... Recorded a sack, a QB hurry and six total tackles in victory against Southern Miss ... Had one tackle, a 7-yard QB sack vs. Mississippi State ... Registered three tackles, two solo, including 1.5 TFLs for minus three yards vs. LSU ... Also had four QB hurries vs. LSU ... Had four total tackles, three solo, including 1.5 TFLs (minus 7 yards) and 1.0 sacks (minus 4 yards) vs. Tennessee ... Against Vanderbilt, had five tackles (four solo) but did not register a TFL for the first time this season ... Currently leads the SEC in sacks per game (0.67), tied for second in SEC in TFLs per game (1.17) ... *Named SEC Defensive Lineman of the Week (9-29) for performance against Tennessee.*

COLEMAN'S CAREER DEFENSIVE STATS

YEAR	G/GS	TT	UT	AT	TFL-YDS	QBS-YDS	FF/FR	PD	I/YDS
2006	13/0	18	14	4	1.0-3	0.0-0	0/0	0	0/0
2007	13/8	38	29	9	18.5-84	8.5-54	1/1	3	0/0
2008	6/6	24	16	8	7.0-32	4.0-24	1/0	0	0/0
Totals	32/14	80	59	21	26.5-119	12.5-78	2/1	3	0/0

COLEMAN'S CAREER GAME HIGH STATS


	No.	Opponent	Date
Tackles	8	Georgia	11/10/07
Tackles for loss	4.0	Georgia	11/10/07
Sacks	2.0	Ole Miss	10/27/07

COLEMAN'S GAME-BY-GAME STATS

DATE	OPPONENT	TT	UT	AT	TFL-YDS	QBS-YDS
9/2/06	WASHINGTON STATE	3	3	0	0.0-0	0.0-0
9/9/06	at Mississippi State	1	1	0	0.0-0	0.0-0
9/16/06	LSU	0	0	0	0.0-0	0.0-0
9/23/06	BUFFALO	1	0	1	0.0-0	0.0-0
9/28/06	at South Carolina	1	0	1	0.0-0	0.0-0
10/7/06	ARKANSAS	0	0	0	0.0-0	0.0-0
10/14/06	FLORIDA	2	1	1	0.0-0	0.0-0
10/21/06	TULANE	0	0	0	0.0-0	0.0-0
10/28/06	at Ole Miss	1	0	1	0.0-0	0.0-0
11/4/06	ARKANSAS STATE	2	2	0	0.0-0	0.0-0
11/11/06	GEORGIA	2	2	0	0.0-0	0.0-0
11/18/06	at Alabama	2	2	0	1.0-3	0.0-0
1/1/07	vs. Nebraska (Cotton)	3	3	0	0.0-0	0.0-0

DATE	OPPONENT	TT	UT	AT	TFL-YDS	QBS-YDS
9/1/07	KANSAS STATE	0	0	0	0.0-0	0.0-0
9/8/07	SOUTH FLORIDA	3	2	1	1.0-12	1.0-12
9/15/07	MISSISSIPPI STATE	2	2	0	1.0-4	1.0-4
9/22/07	NEW MEXICO STATE	5	3	2	2.0-4	1.0-2
9/29/07	at Florida	2	1	1	0.0-0	0.0-0
10/6/07	* VANDERBILT	3	2	1	2.0-7	0.0-0
10/13/07	* at Arkansas	3	3	0	2.0-15	1.0-9
10/20/07	* at LSU	4	3	1	2.0-3	0.0-0
10/27/07	* OLE MISS	4	3	1	3.0-18	2.0-12
11/3/07	* TENNESSEE TECH	0	0	0	0.0-0	0.0-0
11/10/07	* at Georgia	8	8	0	4.0-15	1.0-9
11/24/07	* ALABAMA	2	1	1	0.0-0	0.0-0
12/31/07	vs. Clemson (Chick-fil-A)	2	1	1	1.5-6	1.5-6

DATE	OPPONENT	TT	UT	AT	TFL-YDS	QBS-YDS
8/30/08	* LOUISIANA-MONROE	5	4	1	2.0-7	1.0-5
9/6/08	* SOUTHERN MISS	6	2	4	1.0-8	1.0-8
9/13/08	* MISSISSIPPI STATE	1	1	0	1.0-7	1.0-7
9/20/08	* LSU	3	2	1	1.5-3	0.0-0
9/27/08	* TENNESSEE	4	3	1	1.5-7	1.0-4
10/4/08	* at Vanderbilt	5	4	1	0.0-0	0.0-0
10/11/08	ARKANSAS					
10/23/08	at West Virginia					
11/1/08	at Ole Miss					
11/8/08	TENNESSEE-MARTIN					
11/15/08	GEORGIA					
11/29/08	at Alabama					



CLAYTON #96
CROFOOT DS
 6-3 · 185 · Jr. · SQ
 Orlando, Fla. (The First Academy)
 Business Management

2008 — Holder on all field goal and PAT attempts ... Has held successfully to help Tigers go 11-for-12 on PAT attempts this year and 5-of-9 FG attempts.

2008 Auburn Football Player Sketches



TRISTAN #9
DAVIS RB
 5-10 · 211 · Sr. · 3L
 East Point, Ga. (Tri-Cities)
 Criminology



TEZ #99
DOOLITTLE DL
 6-3 · 280 · Sr. · 2L
 Opelika, Ala. (Opelika)
 Criminology

2008 — Phil Steele's Preseason Honorable Mention All-SEC ... Did not play in season opener vs. Louisiana-Monroe due to injury ... Saw first action of season against Southern Miss ... Had two rushes for 15 yards with a 13-yard TD run vs. Golden Eagles ... The TD run was his first since the 2005 season (Nov. 5, vs. Kentucky) ... Also hauled in one pass for 20 yards vs. USM ... In limited action, ran for 29 yards on five carries vs. Mississippi State ... Also had one kickoff return for 35 yards vs. Mississippi State ... In first start of the season, returned three kickoffs for 40 yards in limited action vs. LSU ... Did not play vs. Tennessee after sustaining a concussion vs. LSU ... Against Vanderbilt, returned two kickoff's for 42 yards with a long of 27.

2008 — Returned after missing entire 2007 season (achilles) and tied career-high with three tackles in season opener vs. Louisiana-Monroe ... Also had one tackle for loss (-4) vs. Warhawks ... Logged time, but did not record a tackle vs. Southern Miss ... Had a career-best 2.0 TFLs for minus 2 yards in win vs. Mississippi State ... Set career high with four tackles vs. LSU ... Also had half a sack for minus 3 yards vs. LSU ... Earned first career start vs. Tennessee, making two tackles (one solo) and one QB hurry ... Against Vanderbilt, had one PBU, a QB hurry and three tackles (one solo).

DAVIS IN THE AUBURN RECORD BOOKS

Season	Davis' Numbers	Rank
Kickoff Return Yardage	713 (2006)	1st
Kickoff Returns	28 (2006)	T-1st
Kickoff Return Average	27.0 (2006)	4th

DAVIS' CAREER RUSHING STATS

YEAR	G/GS	NO	YDS	AVG	TD	LP/OPPONENT
2005	12/0	11	209	19.0	2	75/Kentucky
2006	12/2	0	0	0.0	0	--
2007	3/0	0	0	0.0	0	--
2008	4/1	8	44	5.5	1	13/2x, last vs. Miss. State 9/13/08
Totals	31/3	19	253	13.3	3	75/Kentucky

DAVIS' CAREER KICK RETURN STATS

YEAR	G	NO	YDS	AVG	TD	LP/OPPONENT
2005	12/0	0	0	0.0	0	--
2006	12/2	28	756	27.0	0	58/Florida
2007	3/0	3	42	14.0	0	23/Florida
2008	4/1	7	131	18.7	0	35/Mississippi State
Totals	31/3	38	929	24.4	0	58/Florida

DAVIS' CAREER GAME HIGH STATS

	No.	Opponent	Date
Tackles	4	2x (last vs. Alabama)	11/18/06
Interceptions	NA		
Rush Attempts	8	Kentucky	11/5/05
Rush Yards	162	Kentucky	11/5/05
Rush TDs	1	3x (last vs. Southern Miss)	9/6/08
Kickoff Returns	5	2x (last vs. Georgia)	11/11/06
Kick Ret. Yds.	129	Georgia	11/11/06
Kick Ret. TDs	NA		

DAVIS RUSHING GAME-BY-GAME STATS

DATE	OPPONENT	ATT	YDS	Avg.	TD	TD Runs
8/30/08	LOUISIANA-MONROE			DID NOT PLAY		
9/6/08	SOUTHERN MISS	2	15	7.5	1	13
9/13/08	MISSISSIPPI STATE	5	29	5.8	0	---
9/20/08	* LSU	0	0	0.0	0	---
9/27/08	TENNESSEE			DID NOT PLAY		
10/4/08	at Vanderbilt	1	0	0.0	0	---
10/11/08	ARKANSAS					
10/23/08	at West Virginia					
11/1/08	at Ole Miss					
11/8/08	TENNESSEE-MARTIN					
11/15/08	GEORGIA					
11/29/08	at Alabama					

DOOLITTLE'S CAREER DEFENSIVE STATS

YEAR	G/GS	TT	UT	AT	TFL-YDS	QBS-YDS	FF/FR	PD	I/YDS
2004	3/0	3	3	0	0.0-0	0.0-0	0/0	0	0-0
2005	8/0	7	4	3	1.5-5	1.5-5	0/0	0	0-0
2006	11/0	9	6	3	1.5-2	0.0-0	0/0	0	0-0
2008	6/2	14	7	7	3.5-9	0.5-3	0/0	1	0-0
Totals	28/2	33	20	13	6.5-16	2.0-8	0/0	1	0-0

DOOLITTLE'S GAME-BY-GAME STATS

DATE	OPPONENT	TT	UT	AT	TFL-YDS	QBS-YDS
9/2/06	WASHINGTON STATE	0	0	0	0.0-0	0.0-0
9/9/06	at Mississippi State	3	1	2	0.0-0	0.0-0
9/16/06	LSU				DID NOT PLAY	
9/23/06	BUFFALO	1	0	1	0.5-1	0.0-0
9/28/06	at South Carolina				DID NOT PLAY	
10/7/06	ARKANSAS	1	1	0	0.0-0	0.0-0
10/14/06	FLORIDA	0	0	0	0.0-0	0.0-0
10/21/06	TULANE	1	1	0	0.0-0	0.0-0
10/28/06	at Ole Miss	0	0	0	0.0-0	0.0-0
11/4/06	ARKANSAS STATE	2	2	0	1.0-1	0.0-0
11/11/06	GEORGIA	1	1	0	0.0-0	0.0-0
11/18/06	at Alabama	0	0	0	0.0-0	0.0-0
11/1/07	vs. Nebraska (Cotton)	0	0	0	0.0-0	0.0-0
DATE	OPPONENT	TT	UT	AT	TFL-YDS	QBS-YDS
8/30/08	LOUISIANA-MONROE	3	2	1	1.0-4	0.0-0
9/6/08	SOUTHERN MISS	0	0	0	0.0-0	0.0-0
9/13/08	MISSISSIPPI STATE	2	2	0	2.0-2	0.0-0
9/20/08	LSU	4	1	3	0.5-3	0.5-3
9/27/08	* TENNESSEE	2	1	1	0.0-0	0.0-0
10/4/08	* at Vanderbilt	3	2	1	0.0-0	0.0-0
10/11/08	ARKANSAS					
10/23/08	at West Virginia					
11/1/08	at Ole Miss					
11/8/08	TENNESSEE-MARTIN					
11/15/08	GEORGIA					
11/29/08	at Alabama					

2008 Auburn Football Player Sketches



ROBERT DUNN #3
WR
6-0 · 177 · Sr. · 3L
Augusta, Ga. (Laney)
Psychology

2008 — In season opener vs. Louisiana-Monroe, returned second punt of the game 66 yards for a touchdown ... It was the first punt return for score of career and the longest punt return of career ... First punt return for TD by an AU player since 1996 ... Against Southern Miss, had 130 yards of total offense with 103 coming on punt returns (4/25.8 ypr) ... Also hauled in two passes for 21 yards vs. USM ... Had first start of season and tied for team high three catches vs. Mississippi State ... Had 37 yards receiving with long of 20 vs. MSU ... Had two punt returns for 22 yards vs. MSU ... Had best game of season with four catches for career-best 60 yards including a 15-yard TD grab vs. LSU ... TD catch gave Auburn a late fourth quarter lead vs. LSU ... Hauled in career-high six catches (54 yards) vs. Tennessee ... Also had 18-yard TD catch vs. Vols ... Has 10 catches for 114 yards (11.4) with two TD's in the last two games ... Did not play vs. Vanderbilt due to injury.

DUNN'S CAREER RECEIVING STATS

YEAR	G/GS	NO	YDS	AVG	TD	LP/OPPONENT
2005	8/0	2	29	14.5	0	23/Mississippi State
2006	13/0	5	52	10.4	0	14/LSU
2007	11/3	19	211	11.1	2	33/Vanderbilt
2008	5/3	15	172	11.5	2	29/LSU
Totals	37/6	41	464	11.3	4	33/Vanderbilt

DUNN'S CAREER PUNT RETURN STATS

YEAR	G	NO	YDS	AVG	TD	LP/OPPONENT
2005	8/0	5	36	7.2	0	12/Mississippi State
2006	13/0	22	120	5.5	0	35/Buffalo
2007	11/3	32	301	9.4	0	57/Kansas State
2008	5/3	9	193	21.4	1	66/Louisiana-Monroe
Totals	37/6	68	650	9.6	1	66/Louisiana-Monroe

DUNN'S CAREER GAME HIGH STATS

	No.	Opponent	Date
Receptions	6	Tennessee	9/27/08
Rec. Yards	60	LSU	9/20/08
Rec. TDs	2	Tennessee Tech	11/3/07
Punt Returns	8	Arkansas	10/13/07
Punt Ret. Yds.	74	Kansas State	9/1/07

DUNN'S GAME-BY-GAME RECEIVING STATS

DATE	OPPONENT	REC	YDS	AVG	TD
9/2/06	WASHINGTON STATE	0	0	0.0	0
9/9/06	at Mississippi State	0	0	0.0	0
9/16/06	LSU	1	14	14.0	0
9/23/06	BUFFALO	0	0	0.0	0
9/28/06	at South Carolina	1	8	8.0	0
10/7/06	ARKANSAS	0	0	0.0	0
10/14/06	FLORIDA	1	14	14.0	0
10/21/06	TULANE	0	0	0.0	0
10/28/06	at Ole Miss	2	16	8.0	0
11/4/06	ARKANSAS STATE	0	0	0.0	0
11/11/06	GEORGIA	0	0	0.0	0
11/18/06	at Alabama	0	0	0.0	0
11/1/07	vs. Nebraska (Cotton)	0	0	0.0	0

DATE	OPPONENT	REC	YDS	AVG	TD
9/1/07	KANSAS STATE	1	6	6.0	0
9/8/07	SOUTH FLORIDA	2	15	7.5	0
9/15/07	* MISSISSIPPI STATE	2	6	3.0	0
9/22/07	* NEW MEXICO STATE	3	26	8.7	0
9/29/07	at Florida	0	0	0.0	0
10/6/07	VANDERBILT	1	33	33.0	0
10/13/07	at Arkansas	1	30	30.0	0
10/20/07	at LSU			DID NOT PLAY	
10/27/07	OLE MISS			DID NOT PLAY	
11/3/07	TENNESSEE TECH	3	42	14.0	2
11/10/07	at Georgia	1	14	14.0	0
11/24/07	ALABAMA	0	0	0.0	0
12/31/07	vs. Clemson (Chick-fil-A)	5	39	7.8	0

DATE	OPPONENT	REC	YDS	AVG	TD
8/30/08	LOUISIANA-MONROE	0	0	0.0	0
9/6/08	SOUTHERN MISS	2	21	10.0	0
9/13/08	* MISSISSIPPI STATE	3	37	12.3	0
9/20/08	* LSU	4	60	15.0	1
9/27/08	* TENNESSEE	6	54	9.0	1
10/4/08	at Vanderbilt			DID NOT PLAY	
10/11/08	ARKANSAS				
10/23/08	at West Virginia				
11/1/08	at Ole Miss				
11/8/08	TENNESSEE-MARTIN				
11/15/08	GEORGIA				
11/29/08	at Alabama				



CLINTON DURST #97
P
6-2 · 190 · RFr. · RS
Destin, Fla. (Ft. Walton Beach)
Marketing

SPRING 2008 — Named Special Teams MVP of A-Day game after averaging 48.3 yards on three punts with a long punt of 55 yards.

2008 — Punted seven times in season opener vs. Louisiana-Monroe, marking his first game of organized football ... Averaged 43.4 yards per kick vs. ULM with a long of 58 and four punts pinned inside the 20-yard line ... Punted five times for 44.2 ypk average with a long of 53 yards vs. Southern Miss ... Punted a career-high seven times for a 43.6 ypk average vs. Mississippi State ... Had three punts inside the 20-yard line and one touchback vs. MSU ... Did not play vs. LSU ... Punted nine times for 43.7 avg. vs. Tennessee ... Pinned two punts inside the 20-yard line and had a long of 51 yards vs. Vols ... Had a 40.6 average on nine punts with two inside the 20 against Vanderbilt ... Currently third in SEC and 17th in NCAA with 42.9 ypp average.

DURST'S CAREER PUNTING STATS

YEAR	G	NO	YDS	AVG	IN20	LP/OPPONENT
2008	5	37	1588	42.9	11	58/Louisiana-Monroe



BART EDDINS #53
OL
6-4 · 287 · So. · 1L
Montgomery, Ala. (Trinity Presbyterian)
Pre-Business

2008 — Saw limited action in season opener vs. Louisiana-Monroe, grading 89 percent on 16 snaps ... Logged limited snaps in every game this season.

2008 Auburn Football Player Sketches



ZAC #4
ETHERIDGE SS
 5-11 · 210 · So. · 1L
 Troy, Ala. (Charles Henderson)
 Public Administration



CHRIS #59
EVANS LB
 6-0 · 220 · Sr. · 3L
 Prichard, Ala. (Blount)
 Business (Information Systems)

2008 — Started season opener vs. Louisiana-Monroe and recorded three tackles, two solo ... Snagged first career interception, coming in fourth quarter vs. Southern Miss ... Also had five tackles, two solo, vs. Golden Eagles ... Broke up one pass and had one solo tackle vs. Mississippi State ... Matched career high and tied for team best with eight tackles, three solo, vs. LSU ... Had six tackles, two solo, with 1.0 TFL for minus 6 yards vs. Tennessee ... Tied career high and finished second on team with eight tackles, five solo, against Vanderbilt.

ETHERIDGE'S CAREER DEFENSIVE STATS

YEAR	G/GS	TT	UT	AT	TFL-YDS	QBS-YDS	FF/FR	PD	INT-YDS
2006	3/0	0	0	0	0.0-0	0.0-0	0/0	0	0-0
2007	12/12	65	39	26	1.5-7	0.5-6	2/1	5	0-0
2008	6/6	31	15	16	1.0-6	0.0-0	0/0	1	1-0
Totals	21/18	96	54	42	2.5-13	0.5-6	2/1	6	1-0

ETHERIDGE'S CAREER GAME HIGH STATS

	No.	Opponent	Date
Tackles	8	4x (last vs. Vanderbilt)	10/4/08
Interceptions	1	vs. Southern Miss	9/06/08

ETHERIDGE'S GAME-BY-GAME STATS

DATE	OPPONENT	TT	UT	AT	PD	INT-YDS
9/1/07	* KANSAS STATE	8	6	2	1	0-0
9/8/07	* SOUTH FLORIDA	6	3	3	1	0-0
9/15/07	* MISSISSIPPI STATE	4	1	3	0	0-0
9/22/07	* NEW MEXICO STATE	5	4	1	1	0-0
9/29/07	* at Florida	6	3	3	0	0-0
10/6/07	* VANDERBILT	4	2	2	0	0-0
10/13/07	* at Arkansas	3	1	2	1	0-0
10/20/07	* at LSU	6	5	1	0	0-0
10/27/07	* OLE MISS	4	2	2	0	0-0
11/3/07	TENNESSEE TECH	DID NOT PLAY				
11/10/07	* at Georgia	5	3	2	1	0-0
11/24/07	* ALABAMA	6	3	3	0	0-0
12/31/07	vs. Clemson (Chick-fil-A)	8	6	2	0	0-0

DATE	OPPONENT	TT	UT	AT	PD	INT-YDS
8/30/08	* LOUISIANA-MONROE	3	2	1	0	0-0
9/6/08	* SOUTHERN MISS	5	2	3	0	1-0
9/13/08	* MISSISSIPPI STATE	1	1	0	1	0-0
9/20/08	* LSU	8	3	5	0	0-0
9/27/08	* TENNESSEE	6	2	4	0	0-0
10/4/08	* at Vanderbilt	8	5	3	0	0-0
10/11/08	ARKANSAS					
10/23/08	at West Virginia					
11/1/08	at Ole Miss					
11/8/08	TENNESSEE-MARTIN					
11/15/08	GEORGIA					
11/29/08	at Alabama					

SPRING 2008 — Named the Most Improved Linebacker by the coaching staff following spring drills.

2008 — Had two pass break-ups to go along with three total tackles, two solo, in season opener vs. Louisiana-Monroe ... Against Southern Miss, had one pass break-up and four tackles ... Registered three solo tackles in win at Mississippi State in first start of season ... Had season-high five tackles, with three solo, vs. LSU ... Recorded five tackles, three solo, with 1.0 TFL for minus 2 yards vs. Tennessee ... Had one solo stop vs. Vanderbilt ... Has at least one tackle in 19 straight games.

EVANS' CAREER DEFENSIVE STATS

YEAR	G/GS	TT	UT	AT	TFL-YDS	QBS-YDS	FF/FR	PD	I/YDS
2005	10/0	13	7	6	0.5-2	0.0-0	0/0	0	0/0
2006	8/0	2	1	1	0.0-0	0.0-0	0/0	0	0/0
2007	13/9	64	36	28	0.5-2	0.0-0	0/0	5	1/19
2008	6/1	21	13	8	1.0-2	0.0-0	0/0	3	0/0
Totals	37/10	100	57	43	2.0-6	0.0-0	0/0	8	1/19

EVAN'S CAREER GAME HIGH STATS

	No.	Opponent	Date
Tackles	8	Kansas State	9/1/07

EVANS' GAME-BY-GAME STATS


DATE	OPPONENT	TT	UT	AT	TFL-YDS	INT-YDS
9/3/05	GEORGIA TECH	DID NOT PLAY				
9/10/05	MISSISSIPPI STATE	3	3	0	0.0-0	0-0
9/17/05	BALL STATE	1	1	0	0.0-0	0-0
9/24/05	W. KENTUCKY	3	2	1	0.0-0	0-0
10/1/05	SOUTH CAROLINA	4	1	3	0.0-0	0-0
10/15/05	at Arkansas	0	0	0	0.0-0	0-0
10/22/05	at LSU	DID NOT PLAY				
10/29/05	OLE MISS	0	0	0	0.0-0	0-0
11/5/05	at Kentucky	0	0	0	0.0-0	0-0
11/12/05	at Georgia	2	0	2	0.5-2	0-0
11/19/05	ALABAMA	0	0	0	0.0-0	0-0
1/2/06	vs. Wisconsin (Capital One)	0	0	0	0.0-0	0-0

DATE	OPPONENT	TT	UT	AT	TFL-YDS	INT-YDS
9/2/06	WASHINGTON STATE	0	0	0	0.0-0	0-0
9/9/06	at Mississippi State	0	0	0	0.0-0	0-0
9/16/06	LSU	DID NOT PLAY				
9/23/06	BUFFALO	0	0	0	0.0-0	0-0
9/28/06	at South Carolina	DID NOT PLAY				
10/7/06	ARKANSAS	DID NOT PLAY				
10/14/06	FLORIDA	DID NOT PLAY				
10/21/06	TULANE	0	0	0	0.0-0	0-0
10/28/06	at Ole Miss	0	0	0	0.0-0	0-0
11/4/06	ARKANSAS STATE	2	1	1	0.0-0	0-0
11/11/06	GEORGIA	DID NOT PLAY				
11/18/06	at Alabama	0	0	0	0.0-0	0-0
1/1/07	vs. Nebraska (Cotton)	0	0	0	0.0-0	0-0

2008 Auburn Football Player Sketches

DATE	OPPONENT	TT	UT	AT	TFL-YDS	INT-YDS
9/1/07	KANSAS STATE	1	1	0	0.5-2	1-19
9/8/07	* SOUTH FLORIDA	14	5	9	0.0-0	0-0
9/15/07	* MISSISSIPPI STATE	8	4	4	0.0-0	0-0
9/22/07	* NEW MEXICO STATE	2	1	1	0.0-0	0-0
9/29/07	at Florida	4	3	1	0.0-0	0-0
10/6/07	* VANDERBILT	6	4	2	0.0-0	0-0
10/13/07	* at Arkansas	5	3	2	0.0-0	0-0
10/20/07	* at LSU	7	4	3	0.0-0	0-0
10/27/07	* OLE MISS	6	3	3	0.0-0	0-0
11/3/07	* TENNESSEE TECH	5	3	2	0.0-0	0-0
11/10/07	* at Georgia	1	0	1	0.0-0	0-0
11/24/07	ALABAMA	4	4	0	0.0-0	0-0
12/31/07	vs. Clemson (Chick-fil-A)	1	1	0	0.0-0	0-0

DATE	OPPONENT	TT	UT	AT	PD	INT-YDS
8/30/08	LOUISIANA-MONROE	3	2	1	2	0-0
9/6/08	SOUTHERN MISS	4	1	3	1	0-0
9/13/08	* MISSISSIPPI STATE	3	3	0	0	0-0
9/20/08	LSU	5	3	2	0	0-0
9/27/08	* TENNESSEE	5	3	2	0	0-0
10/4/08	at Vanderbilt	1	1	0	0	0-0
10/11/08	ARKANSAS					
10/23/08	at West Virginia					
11/1/08	at Ole Miss					
11/8/08	TENNESSEE-MARTIN					
11/15/08	GEORGIA					
11/29/08	at Alabama					



MARIO FANNIN #27
 5-11 · 222 · So. · 1L
 Hampton, Ga. (Lovejoy)
 Undecided
WR

2008 — Saw limited action in season opener vs. Louisiana-Monroe after shoulder surgery during the summer ... Had two carries for 21 yards vs. Warhawks ... Caught three passes for 22 yards (long of 18) against Southern Miss ... Started first game of season and rushed one time for 12 yards and had one catch for 2 yards at Mississippi State ... Saw limited action vs. LSU ... Led team with 88 all-purpose yards vs. Tennessee ... Had three catches for 29 yards and four rushes for 18 yards vs. Vols ... Also returned two kicks for 41 yards vs. UT ... Caught three passes for 56 yards, including a 28-yard TD catch from Chris Todd against Vanderbilt ... The TD catch vs. Vanderbilt was first since Chick-fil-A Bowl against Clemson.

FANNIN'S CAREER RUSHING STATS

YEAR	G/GS	NO	YDS	AVG	TD	LP/OPPONENT
2006	3/0	0	0	0.0	0	--
2007	13/2	84	448	5.3	5	67/New Mexico State
2008	6/0	11	62	5.6	0	19/Louisiana-Monroe
Totals	22/2	95	510	5.4	5	67/New Mexico State

FANNIN'S CAREER KOR STATS

YEAR	G	NO	YDS	AVG	TD	LP/OPPONENT
2006	3/0	0	0	0.0	0	--
2007	13/2	19	399	21.0	0	40/Mississippi State
2008	6/0	4	87	21.8	0	24/Southern Miss
Totals	22/2	23	486	21.1	0	40/Mississippi State

FANNIN'S CAREER RECEIVING STATS

YEAR	G/GS	NO	YDS	AVG	TD	LP/OPPONENT
2006	3/0	0	0	0.0	0	--
2007	13/2	18	176	9.8	2	22/Clemson
2008	6/0	11	109	9.9	1	28/Vanderbilt
Totals	22/2	29	285	9.8	3	28/Vanderbilt


FANNIN'S CAREER GAME HIGH STATS

	No.	Opponent	Date
Rush Attempts	15	New Mexico State	9/22/07
Rush Yards	103	New Mexico State	9/22/07
Rush TDs	3	New Mexico State	9/22/07
Receptions	5	Clemson	12/31/07
Rec. Yards	56	Vanderbilt	10/4/08
Kickoff Returns	5	Mississippi State	9/15/07
Kick Ret. Yds.	110	Mississippi State	9/15/07

FANNIN'S GAME-BY-GAME RUSHING STATS

DATE	OPPONENT	ATT	YDS	Avg.	TD	TD Runs
9/1/07	KANSAS STATE	0	0	0.0	0	---
9/8/07	SOUTH FLORIDA	14	62	4.4	1	4
9/15/07	MISSISSIPPI STATE	7	40	5.7	0	---
9/22/07	NEW MEXICO STATE	15	103	6.9	3	1, 5, 67
9/29/07	at Florida	13	62	4.8	0	---
10/6/07	* VANDERBILT	11	54	4.9	1	22
10/13/07	at Arkansas	3	9	3.0	0	---
10/20/07	at LSU	0	0	0.0	0	---
10/27/07	OLE MISS	4	48	12.0	0	---
11/3/07	TENNESSEE TECH	14	52	3.7	0	---
11/10/07	at Georgia	0	0	0.0	0	---
11/24/07	ALABAMA	0	0	0.0	0	---
12/31/07	* vs. Clemson (Chick-fil-A)	3	18	6.0	0	---

DATE	OPPONENT	ATT	YDS	Avg.	TD	TD Runs
8/30/08	LOUISIANA-MONROE	2	21	10.5	0	---
9/6/08	SOUTHERN MISS	1	3	3.0	0	---
9/13/08	* MISSISSIPPI STATE	1	12	12.0	0	---
9/20/08	LSU	0	0	0.0	0	---
9/27/08	TENNESSEE	4	18	4.5	0	---
10/4/08	at Vanderbilt	3	8	2.7	0	---
10/11/08	ARKANSAS					
10/23/08	at West Virginia					
11/1/08	at Ole Miss					
11/8/08	TENNESSEE-MARTIN					
11/15/08	GEORGIA					
11/29/08	at Alabama					



MICHAEL GOGGANS #49
 6-3 · 252 · So. · 1L
 Alexander City, Ala. (Benjamin Russell)
 Undecided
DE

SPRING 2008 — Named the Most Improved Defensive Lineman by the coaching staff following spring drills.

2008 — Earned first career start in season opener vs. Louisiana-Monroe ... Recovered forced fumble (Antonio Coleman) and returned it 9 yards for first touchdown of game ... Registered two tackles vs. Warhawks ... Against Southern Miss, had four solo tackles with a TFL (minus 2 yards) and a QB hurry ... Recorded three tackles, including one TFL for minus 3 yards and one QB hurry in win at Mississippi State ... Had one QB hurry and one solo tackle vs. LSU ... Against Tennessee, had three tackles and one QB hurry ... Had one solo tackle vs. Vanderbilt.

GOGGAN'S CAREER DEFENSIVE STATS

YEAR	G/GS	TT	UT	AT	TFL-YDS	QBS-YDS	FF/FR	PD	I/YDS
2007	13/0	9	4	5	2.0-3	1.0-2	0/1	0	0-0
2008	6/6	14	9	5	8.0-5	0.0-0	0/1	0	0-0
Totals	19/6	23	13	10	4.0-8	1.0-2	0/2	0	0-0

GOGGAN'S CAREER GAME HIGH STATS

	No.	Opponent	Date
Tackles	4	Vanderbilt	10/6/07
Tackles for loss	2.0	Vanderbilt	10/6/07
Sacks	1.0	Vanderbilt	10/6/07

2008 Auburn Football Player Sketches

GOGGAN'S GAME-BY-GAME STATS

DATE	OPPONENT	TT	UT	AT	TFL-YDS	QBS-YDS
9/1/07	KANSAS STATE	0	0	0	0.0-0	0.0-0
9/8/07	SOUTH FLORIDA	1	1	0	0.0-0	0.0-0
9/15/07	MISSISSIPPI STATE	0	0	0	0.0-0	0.0-0
9/22/07	NEW MEXICO STATE	0	0	0	0.0-0	0.0-0
9/29/07	at Florida	1	0	1	0.0-0	0.0-0
10/6/07	VANDERBILT	4	2	2	2.0-3	1.0-2
10/13/07	at Arkansas	0	0	0	0.0-0	0.0-0
10/20/07	at LSU	0	0	0	0.0-0	0.0-0
10/27/07	OLE MISS	1	0	1	0.0-0	0.0-0
11/3/07	TENNESSEE TECH	1	1	0	0.0-0	0.0-0
11/10/07	at Georgia	1	0	1	0.0-0	0.0-0
11/24/07	ALABAMA	0	0	0	0.0-0	0.0-0
12/31/07	vs. Clemson (Chick-fil-A)	0	0	0	0.0-0	0.0-0

DATE	OPPONENT	TT	UT	AT	TFL-YDS	QBS-YDS
8/30/08	* LOUISIANA-MONROE	2	1	1	0.0-0	0.0-0
9/6/08	* SOUTHERN MISS	4	4	0	1.0-2	0.0-0
9/13/08	* MISSISSIPPI STATE	3	2	1	1.0-3	0.0-0
9/20/08	* LSU	1	1	0	0.0-0	0.0-0
9/27/08	* TENNESSEE	3	0	3	0.0-0	0.0-0
10/4/08	* at Vanderbilt	1	1	0	0.0-0	0.0-0
10/11/08	ARKANSAS					
10/23/08	at West Virginia					
11/1/08	at Ole Miss					
11/8/08	TENNESSEE-MARTIN					
11/15/08	GEORGIA					
11/29/08	at Alabama					



TYRONNE GREEN #71 OL
 6-2 · 309 · Sr. · 3L
 Pensacola, Fla. (Woodham)
 Criminology

CAREER — Played in 36 career games, including 19 starts.

2008 — *Second Team Preseason Coaches' All-SEC ... Second Team Preseason Media All-SEC ... Lindy's Preseason Second Team All-American ... Athlon Sports Preseason Second Team All-SEC ...* Started season opener vs. Louisiana-Monroe, grading at 87 percent overall on 56 snaps ... Had nine rodeo blocks vs. ULM ... Graded at 91 percent overall on 71 snaps vs. Southern Miss with 10 rodeo blocks, four pancake blocks and three cockroach blocks ... Led Tigers with 92 percent overall grade on 75 snaps vs. Mississippi State ... Had 14 rodeo, two pancake and two cockroach blocks vs. MSU ... Graded at 92 percent overall on 70 snaps vs. LSU ... Had 11 rodeo, one cockroach and 1.5 pancake blocks vs. LSU ... On 71 snaps vs. Tennessee, graded out at 81 percent overall with 12 rodeo and one pancake block ... Graded at 82 percent overall on 65 snaps vs. Vanderbilt ... Has seven cockroach blocks, 8.5 pancake blocks and 56 rodeo blocks for the season.



COURTNEY HARDEN #56 LB
 6-0 · 235 · Sr. · 3L
 Leighton, Ala. (Colbert County)
 Criminology

2008 — Broke up one pass and recorded four tackles in season opener vs. Louisiana-Monroe ... Had one assisted tackle vs. Southern Miss ... Saw playing time, but did not record a tackle vs. LSU and Tennessee.

HARDEN'S CAREER DEFENSIVE STATS

YEAR	G/GS	TT	UT	AT	TFL-YDS	QBS-YDS	FF/FR	PD	I/YDS
2005	9/0	6	3	3	0.0-0	0.0-0	0/1	1	0-0
2006	13/0	5	1	4	0.0-0	0.0-0	0/0	0	0-0
2007	12/0	15	8	7	0.0-0	0.0-0	0/0	0	0-0
2008	6/0	5	4	1	0.0-0	0.0-0	0/0	1	0/0
Totals	40/0	31	16	15	0.0-0	0.0-0	0/1	2	0/0

HARDEN'S CAREER GAME HIGH STATS

	No.	Opponent	Date
Tackles	6	New Mexico State	9/22/07

HARDEN'S GAME-BY-GAME STATS

DATE	OPPONENT	TT	UT	AT	TFL-YDS	INT-YDS
9/1/07	KANSAS STATE	0	0	0	0.0-0	0-0
9/8/07	SOUTH FLORIDA	1	0	1	0.0-0	0-0
9/15/07	MISSISSIPPI STATE	5	3	2	0.0-0	0-0
9/22/07	NEW MEXICO STATE	6	4	2	0.0-0	0-0
9/29/07	at Florida	0	0	0	0.0-0	0-0
10/6/07	VANDERBILT	2	0	2	0.0-0	0-0
10/13/07	at Arkansas	0	0	0	0.0-0	0-0
10/20/07	at LSU	0	0	0	0.0-0	0-0
10/27/07	OLE MISS	0	0	0	0.0-0	0-0
11/3/07	TENNESSEE TECH	1	1	0	0.0-0	0-0
11/10/07	at Georgia				DID NOT PLAY	
11/24/07	ALABAMA	0	0	0	0.0-0	0-0
12/31/07	vs. Clemson (Chick-fil-A)	0	0	0	0.0-0	0-0

DATE	OPPONENT	TT	UT	AT	TFL-YDS	INT-YDS
8/30/08	LOUISIANA-MONROE	4	0	4	0.0-0	0-0
9/6/08	SOUTHERN MISS	1	0	1	0.0-0	0-0
9/13/08	MISSISSIPPI STATE	0	0	0	0.0-0	0-0
9/20/08	LSU	0	0	0	0.0-0	0-0
9/27/08	TENNESSEE	0	0	0	0.0-0	0-0
10/4/08	at Vanderbilt	0	0	0	0.0-0	0-0
10/11/08	ARKANSAS					
10/23/08	at West Virginia					
11/1/08	at Ole Miss					
11/8/08	TENNESSEE-MARTIN					
11/15/08	GEORGIA					
11/29/08	at Alabama					



TIM HAWTHORNE #13 WR
 6-3 · 208 · So. · 1L
 Homewood, Ala. (Homewood)
 Pre-Business

2008 — Played, but did not catch a pass against Louisiana-Monroe and Southern Miss ... Saw limited action in SEC opener vs. Mississippi State ... Had career-best day with two catches for 87 yards vs. LSU ... Also had career long catch of 58 yards vs. LSU that surpassed his career receiving total entering the game by 11 yards.

HAWTHORNE'S CAREER RECEIVING STATS

YEAR	G/GS	NO	YDS	AVG	TD	LP/OPPONENT
2007	13/3	4	47	11.8	0	8/New Mexico State
2008	6/0	2	87	43.5	0	58/LSU
Totals	19/3	6	134	22.3	0	58/LSU

HAWTHORNE'S CAREER GAME HIGH STATS

	No.	Opponent	Date
Receptions	2	LSU	9/20/08
Rec. Yards	87	LSU	9/20/08

2008 Auburn Football Player Sketches

HAWTHORNE'S GAME-BY-GAME STATS


DATE	OPPONENT	REC	YDS	AVG	TD
9/1/07	KANSAS STATE	0	0	0.0	0
9/8/07	SOUTH FLORIDA	0	0	0.0	0
9/15/07	* MISSISSIPPI STATE	0	0	0.0	0
9/22/07	NEW MEXICO STATE	1	4	4.0	0
9/29/07	at Florida	0	0	0.0	0
10/6/07	* VANDERBILT	1	12	12.0	0
10/13/07	at Arkansas	0	0	0.0	0
10/20/07	at LSU	0	0	0.0	0
10/27/07	OLE MISS	0	0	0.0	0
11/3/07	* TENNESSEE TECH	1	19	19.0	0
11/10/07	at Georgia	0	0	0.0	0
11/24/07	ALABAMA	0	0	0.0	0
12/31/07	vs. Clemson (Chick-fil-A)	1	12	12.0	0

DATE	OPPONENT	REC	YDS	AVG	TD
8/30/08	LOUISIANA-MONROE	0	0	0.0	0
9/6/08	SOUTHERN MISS	0	0	0.0	0
9/13/08	MISSISSIPPI STATE	0	0	0.0	0
9/20/08	LSU	2	87	43.5	0
9/27/08	TENNESSEE	0	0	0.0	0
10/4/08	at Vanderbilt	0	0	0.0	0
10/11/08	ARKANSAS				
10/23/08	at West Virginia				
11/1/08	at Ole Miss				
11/8/08	TENNESSEE-MARTIN				
11/15/08	GEORGIA				
11/29/08	at Alabama				



ADAM #31
HERRING LB
 6-1 · 219 · RFr. · RS
 Springdale, Ark. (Shiloh Christian)
 Undecided

2008 — Played but did not record a tackle in season opener vs. Louisiana-Monroe ... Saw playing time vs. Southern Miss and in SEC opener vs. Mississippi State ... Had one special teams tackle vs. LSU.



D'ANTOINE #25
HOOD DB
 5-10 · 184 · Fr. · HS
 Phenix City, Ala. (Central-Phenix HS)
 Undecided

2008 — Recorded three tackles, one solo, in season opener vs. Louisiana-Monroe ... Had one solo tackle vs. Southern Miss ... Played, but did not record a tackle vs. Mississippi State and LSU ... Saw limited time vs. Tennessee.

HOOD'S CAREER DEFENSIVE STATS

YEAR	G/GS	TT	UT	AT	TFL-YDS	QBS-YDS	FF/FR	PD	INT-YDS
2008	6/0	4	2	2	0.0-0	0.0-0	0/0	0	0-0

HOOD'S GAME-BY-GAME STATS

DATE	OPPONENT	TT	UT	AT	PD	INT-YDS
8/30/08	LOUISIANA-MONROE	3	1	2	0	0-0
9/6/08	SOUTHERN MISS	1	1	0	0	0-0
9/13/08	MISSISSIPPI STATE	0	0	0	0	0-0
9/20/08	LSU	0	0	0	0	0-0
9/27/08	TENNESSEE	0	0	0	0	0-0
10/4/08	at Vanderbilt	0	0	0	0	0-0
10/11/08	ARKANSAS					
10/23/08	at West Virginia					
11/1/08	at Ole Miss					
11/8/08	TENNESSEE-MARTIN					
11/15/08	GEORGIA					
11/29/08	at Alabama					



MORGAN #37
HULL K
 6-2 · 192 · So. · SQ
 Decatur, Ala. (Austin)
 Biomedical Science

2008 — Had three kickoffs in season opener vs. Louisiana-Monroe ... Averaged 68.0 yards per kickoff with one touchback vs. ULM ... Kicked off four times with a 65.0 ypk average and one touchback against Southern Miss ... Averaged 51.2 yards on four kickoffs vs. LSU ... Had three kickoffs vs. Tennessee, averaging 64.3 ypk.



BYRON #57
ISOM OL
 6-3 · 294 · So. · 1L
 Jonesboro, Ga. (Lovejoy)
 Undecided

SPRING 2008 — Named the Most Improved Lineman by the coaching staff following spring drills.

2008 — Earned first career start in season opener vs. Louisiana-Monroe, grading at 87 percent overall on 59 snaps ... Graded 83 percent overall on 76 snaps vs. Southern Miss with 10 rodeo blocks ... Played 75 snaps, grading overall at 88 percent vs. Mississippi State ... Had 11 rodeo, 4.5 pancake and three cockroach blocks vs. MSU ... Graded at 84 percent overall on 70 snaps vs. LSU with nine rodeo, five cockroach and two pancake blocks ... Graded at 81 percent overall on 72 snaps vs. Tennessee with nine rodeo and six cockroach blocks ... On 65 snaps vs. Vanderbilt, graded at 82 percent overall with five cockroach blocks ... Has 23 cockroach blocks, 9.5 pancake blocks and 44 rodeo blocks this season.

2008 Auburn Football Player Sketches



MERRILL JOHNSON #55
LB
 6-0 · 206 · Sr. · 3L
 Butler, Ala. (Choctaw County)
 Criminology

2008 — Started season opener vs. Louisiana-Monroe and registered three solo tackles with one sack (minus 6 yards) and one forced fumble (first of career) ... Tied for second on team with six tackles vs. Southern Miss ... Had 1.0 TFL for minus 1 yard in road win vs. Mississippi State ... Also had one QB hurry vs. MSU ... Recorded five tackles, four solo, with one pass break-up and one TFL for minus one yard vs. LSU ... Had three tackles, one solo, vs. Tennessee ... Posted strong showing vs. Vanderbilt with 2.0 TFLs for minus 3 yards to go with five total tackles (four solo).

JOHNSON'S CAREER DEFENSIVE STATS

YEAR	G/GS	TT	UT	AT	TFL-YDS	QBS-YDS	FF/FR	PD	I/YDS
2005	11/0	21	11	10	1.0-1	0.0-0	0/0	0	0/0
2006	13/6	35	20	15	3.0-17	1.0-10	0/0	0	0/0
2007	9/4	19	10	9	0.0-0	0.0-0	0/0	0	0/0
2008	6/4	23	15	8	5.0-11	1.0-6	1/0	1	0/0
Totals	39/14	98	56	42	9.0-29	2.0-16	1/0	1	0/0

JOHNSON'S CAREER GAME HIGH STATS

	No.	Opponent	Date
Tackles	9	Ball State	9/17/05
Tackles for loss	2.0	2x (last vs. Vanderbilt)	10/04/08
Sacks	1.0	2x (last vs. ULM)	8/30/08

JOHNSON'S GAME-BY-GAME STATS

DATE	OPPONENT	TT	UT	AT	TFL-YDS	INT-YDS
9/3/05	GEORGIA TECH	DID NOT PLAY				
9/10/05	MISSISSIPPI STATE	0	0	0	0.0-0	0-0
9/17/05	BALL STATE	9	7	2	1.0-1	0-0
9/24/05	W. KENTUCKY	4	1	3	0.0-0	0-0
10/1/05	SOUTH CAROLINA	3	0	3	0.0-0	0-0
10/15/05	at Arkansas	0	0	0	0.0-0	0-0
10/22/05	at LSU	0	0	0	0.0-0	0-0
10/29/05	OLE MISS	3	1	2	0.0-0	0-0
11/5/05	at Kentucky	1	1	0	0.0-0	0-0
11/12/05	at Georgia	1	1	0	0.0-0	0-0
11/19/05	ALABAMA	0	0	0	0.0-0	0-0
1/2/06	vs. Wisconsin (Capital One)	0	0	0	0.0-0	0-0

DATE	OPPONENT	TT	UT	AT	TFL-YDS	INT-YDS
9/2/06	WASHINGTON STATE	4	3	1	0.0-0	0-0
9/9/06	at Mississippi State	5	4	1	0.0-0	0-0
9/16/06	* LSU	5	3	2	1.0-4	0-0
9/23/06	* BUFFALO	7	4	3	1.0-3	0-0
9/28/06	* at South Carolina	2	1	1	0.0-0	0-0
10/7/06	* ARKANSAS	0	0	0	0.0-0	0-0
10/14/06	FLORIDA	0	0	0	0.0-0	0-0
10/21/06	TULANE	2	0	2	0.0-0	0-0
10/28/06	* at Ole Miss	1	0	1	0.0-0	0-0
11/4/06	ARKANSAS STATE	6	2	4	1.0-10	0-0
11/11/06	GEORGIA	0	0	0	0.0-0	0-0
11/18/06	at Alabama	0	0	0	0.0-0	0-0
1/1/07	* vs. Nebraska (Cotton)	3	3	0	0.0-0	0-0

DATE	OPPONENT	TT	UT	AT	TFL-YDS	INT-YDS
9/1/07	* KANSAS STATE	2	1	1	0.0-0	0-0
9/8/07	* SOUTH FLORIDA	3	0	3	0.0-0	0-0
9/15/07	MISSISSIPPI STATE	DID NOT PLAY				
9/22/07	NEW MEXICO STATE	DID NOT PLAY				
9/29/07	at Florida	DID NOT PLAY				
10/6/07	VANDERBILT	DID NOT PLAY				
10/13/07	at Arkansas	0	0	0	0.0-0	0-0
10/20/07	at LSU	0	0	0	0.0-0	0-0
10/27/07	OLE MISS	1	1	0	0.0-0	0-0
11/3/07	TENNESSEE TECH	5	4	1	0.0-0	0-0
11/10/07	at Georgia	3	3	0	0.0-0	0-0
11/24/07	* ALABAMA	3	0	3	0.0-0	0-0
12/31/07	* vs. Clemson (Chick-fil-A)	2	1	1	0.0-0	0-0

DATE	OPPONENT	TT	UT	AT	TFL-YDS	INT-YDS
8/30/08	* LOUISIANA-MONROE	3	3	0	1.0-6	0-0
9/6/08	* SOUTHERN MISS	6	2	4	0.0-0	0-0
9/13/08	MISSISSIPPI STATE	2	2	0	2.0-6	0-0
9/20/08	* LSU	5	4	1	1.0-1	0-0
9/27/08	TENNESSEE	3	2	1	0.0-0	0-0
10/4/08	* at Vanderbilt	5	4	1	2.0-3	0-0
10/11/08	ARKANSAS					
10/23/08	at West Virginia					
11/1/08	at Ole Miss					
11/8/08	TENNESSEE-MARTIN					
11/15/08	GEORGIA					
11/29/08	at Alabama					



BRAD LESTER #1
RB
 5-11 · 187 · Sr. · 3L
 Lilburn, Ga. (Parkview)
 Adult Education

CAREER — Tied for ninth in AU history with 18 rushing touchdowns ... Needs five rushing TD's to move into tie for eighth with Reggie Ware (1984-87) with 23 ... Is 20th all-time at Auburn in career rushing yards with 1,586 ... Is 32 yards shy of tying Curtis Kuykendall for 19th with 1,619 yards.

2008 — Started and rushed 14 times for 52 yards with one touchdown in season opener vs. Louisiana-Monroe ... TD came on 3-yard run in third quarter ... Rushed 12 times for 45 yards against Southern Miss ... Also had two catches for 13 yards vs. USM ... Rushed nine times for 51 yards vs. Mississippi State before leaving due to injury ... Had 26 yards rushing on seven carries to go along with two receptions vs. LSU ... Did not play vs. Tennessee ... In limited action, had two carries for 12 yards vs. Vanderbilt.

LESTER'S CAREER RUSHING STATS

YEAR	G/GS	NO	YDS	AVG	TD	LP/OPPONENT
2004	3/0	10	21	2.1	0	11/The Citadel
2005	8/1	52	339	6.5	5	70/Ball State
2006	12/2	104	510	4.9	9	33/Florida
2007	7/5	125	530	4.2	3	17/Vanderbilt
2008	5/4	44	186	4.2	1	15/Mississippi State
Totals	35/12	335	1586	4.7	18	70/Ball State

LESTER'S CAREER KOR STATS

YEAR	G	NO	YDS	AVG	TD	LP/OPPONENT
2004	3/0	3	75	25.0	0	32/Mississippi State
2005	8/1	4	196	49.0	1	93/Ball State
2006	12/2	6	158	26.3	0	68/Arkansas
2007	7/5	6	96	16.0	0	22/Arkansas
2008	4/4	0	0	0.0	0	--
Totals	34/12	19	525	27.6	1	93/Ball State

2008 Auburn Football Player Sketches

LESTER'S CAREER RECEIVING STATS

YEAR	G/GS	NO	YDS	AVG	TD	LP/OPPONENT
2004	3/0	0	0	0.0	0	--
2005	8/1	3	52	17.3	1	38/Western Kentucky
2006	12/2	6	87	14.5	1	36/Tulane
2007	7/5	10	82	8.2	0	18/LSU
2008	5/4	6	21	4.1	0	13/Southern Miss
Totals	35/12	25	242	9.7	2	38/Western Kentucky

LESTER'S CAREER GAME HIGH STATS

No.	Opponent	Date	
Rush Attempts	23	Ole Miss	10/27/07
Rush Yards	98	Alabama	11/24/07
Rush TDs	2	5x (last vs. Vanderbilt)	10/6/07
Receptions	5	LSU	10/20/07
Rec. Yards	56	LSU	10/20/07
Rec. TDs	1	2x (last vs. Washington State)	9/2/06
Kickoff Returns	3	Arkansas	10/7/06
Kick Ret. Yds.	100	Arkansas	10/7/06

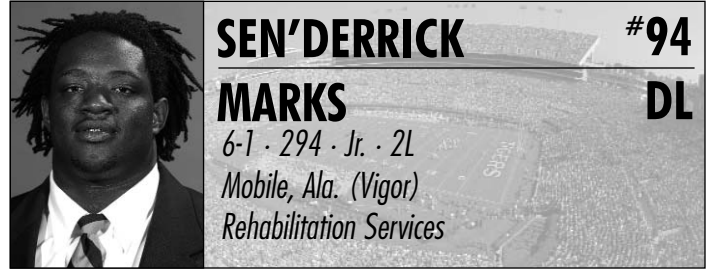
LESTER'S GAME-BY-GAME RUSHING STATS

DATE	OPPONENT	ATT	YDS	Avg.	TD	TD Runs
9/3/05	GEORGIA TECH	0	0	0.0	0	--
9/10/05	MISSISSIPPI STATE	6	34	5.7	1	6
9/17/05	BALL STATE	7	91	13.0	2	1, 3
9/24/05	W. KENTUCKY	10	64	6.4	0	--
10/1/05	SOUTH CAROLINA	13	53	4.1	2	1, 4
10/15/05	* at Arkansas	7	32	4.6	0	--
10/22/05	at LSU			DID NOT PLAY		
10/29/05	OLE MISS			DID NOT PLAY		
11/5/05	at Kentucky			DID NOT PLAY		
11/12/05	at Georgia	2	34	17.0	0	--
11/19/05	ALABAMA			DID NOT PLAY		
12/2/06	vs. Wisconsin (Capital One)	7	31	4.4	0	--

DATE	OPPONENT	ATT	YDS	Avg.	TD	TD Runs
9/2/06	WASHINGTON STATE	6	37	6.2	1	12
9/9/06	at Mississippi State	5	40	8.0	2	2, 20
9/16/06	LSU	2	0	0.0	0	--
9/23/06	* BUFFALO	18	83	4.6	2	2, 4
9/28/06	at South Carolina	0	0	0.0	0	--
10/7/06	ARKANSAS	4	28	7.0	0	--
10/14/06	FLORIDA	17	94	5.5	0	--
10/21/06	* TULANE	6	23	3.8	1	2
10/28/06	at Ole Miss	14	49	3.5	1	6
11/4/06	ARKANSAS STATE	12	62	5.2	0	--
11/11/06	GEORGIA	5	40	8.0	1	21
11/18/06	at Alabama	15	54	3.6	1	12
1/1/07	vs. Nebraska (Cotton)			DID NOT PLAY		

DATE	OPPONENT	ATT	YDS	Avg.	TD	TD Runs
9/1/07	KANSAS STATE			DID NOT PLAY		
9/8/07	SOUTH FLORIDA			DID NOT PLAY		
9/15/07	MISSISSIPPI STATE			DID NOT PLAY		
9/22/07	NEW MEXICO STATE			DID NOT PLAY		
9/29/07	at Florida			DID NOT PLAY		
10/6/07	VANDERBILT	13	77	5.9	2	17, 5
10/13/07	* at Arkansas	21	89	4.2	0	---
10/20/07	* at LSU	16	68	4.2	0	---
10/27/07	* OLE MISS	23	96	4.2	1	1
11/3/07	TENNESSEE TECH			DID NOT PLAY		
11/10/07	* at Georgia	16	45	2.8	0	---
11/24/07	* ALABAMA	22	98	4.5	0	---
12/31/07	vs. Clemson (Chick-fil-A)	14	57	4.1	0	---

DATE	OPPONENT	ATT	YDS	Avg.	TD	TD Runs
8/30/08	* LOUISIANA-MONROE	14	52	3.7	1	3
9/6/08	* SOUTHERN MISS	12	45	3.8	0	---
9/13/08	* MISSISSIPPI STATE	9	51	5.7	0	---
9/20/08	* LSU	7	26	3.7	0	---
9/27/08	TENNESSEE			DID NOT PLAY		
10/4/08	at Vanderbilt	2	12	6.0	0	---
10/11/08	ARKANSAS					
10/23/08	at West Virginia					
11/1/08	at Ole Miss					
11/8/08	TENNESSEE-MARTIN					
11/15/08	GEORGIA					
11/29/08	at Alabama					



CAREER — Has made 32 consecutive starts, which is the longest active streak on the team.

2008 — *Playboy Preseason All-America ... Lindy's Preseason First Team All-American ... Named to Outland Trophy and Nagurski watch lists ... Second Team Preseason Media All-SEC ... Second Team Preseason Coaches All-SEC ... Athlon Sports Preseason Third Team All-SEC ... Phil Steele's Preseason Third Team All-SEC ... Blue Ribbon College Football Yearbook Preseason All-SEC Team ...* Started and registered two TFLs (minus 5 yards) for only two tackles of the game vs. Louisiana-Monroe ... Had a QB hurry and 1.5 TFLs (minus 5 yards) including four tackles vs. Southern Miss ... Had 2.0 TFLs (minus 8 yards) to go with four total tackles vs. Mississippi State ... Turned in strong performance vs. LSU with seven tackles, three solo, and 1.5 sacks for minus 6 yards ... His 1.5 sacks tied his career best set vs. Washington State in 2006 ... Had two tackles, 1.0 TFL for minus 3 yards and half a sack for minus 1 yard vs. Tennessee ... Also had two pass break-ups and one QB hurry vs. Vols ... Left game vs. Vanderbilt in first half due to injury and did not return ... Had two tackles prior to injury ... Currently leads the in SEC in TFLs per game (1.33).

MARKS' CAREER DEFENSIVE STATS

YEAR	G/GS	TT	UT	AT	TFL-YDS	QBS-YDS	FF/FR	PD	I/YDS
2005	3/0	1	1	0	0.0-0	0.0-0	0/0	0	0/0
2006	13/13	38	26	12	11.0-32	3.5-13	1/3	2	0/0
2007	13/13	43	20	23	9.0-35	2.0-15	1/1	3	1/8
2008	6/6	21	12	9	8.0-27	2.0-7	0/0	0	0/0
Totals	35/32	103	59	44	28.0-94	7.5-35	2/4	5	1/8

MARKS' CAREER GAME HIGH STATS

No.	Opponent	Date	
Tackles	10	South Florida	9/1/07
Tackles for loss	2.5	2x (last vs. Southern Miss)	9/6/08
Sacks	1.5	2x (last vs. LSU)	9/20/08

MARKS' GAME-BY-GAME STATS

DATE	OPPONENT	TT	UT	AT	TFL-YDS	QBS-YDS
9/2/06	* WASHINGTON STATE	3	2	1	1.5-2	1.5-2
9/9/06	* at Mississippi State	3	3	0	1.0-5	1.0-5
9/16/06	* LSU	2	1	1	0.5-1	0.0-0
9/23/06	* BUFFALO	3	2	1	1.0-6	1.0-6
9/28/06	* at South Carolina	3	3	0	1.0-3	0.0-0
10/7/06	* ARKANSAS	3	2	1	0.0-0	0.0-0
10/14/06	* FLORIDA	3	2	1	0.0-0	0.0-0
10/21/06	* TULANE	2	2	0	0.0-0	0.0-0
10/28/06	* at Ole Miss	2	1	1	1.5-3	0.0-0
11/4/06	* ARKANSAS STATE	0	0	0	0.0-0	0.0-0
11/11/06	* GEORGIA	4	2	2	1.0-3	0.0-0
11/18/06	* at Alabama	5	3	2	1.0-6	0.0-0
1/1/07	* vs. Nebraska (Cotton)	5	3	2	2.5-3	0.0-0

DATE	OPPONENT	TT	UT	AT	TFL-YDS	QBS-YDS
9/1/07	* KANSAS STATE	0	0	0	0.0-0	0.0-0
9/8/07	* SOUTH FLORIDA	10	3	7	0.5-1	0.0-0
9/15/07	* MISSISSIPPI STATE	5	3	2	1.0-1	0.0-0
9/22/07	* NEW MEXICO STATE	3	2	1	1.0-1	0.0-0
9/29/07	* at Florida	4	2	2	2.0-10	0.0-0
10/6/07	* VANDERBILT	2	0	2	0.5-3	0.0-0
10/13/07	* at Arkansas	2	1	1	0.0-0	0.0-0
10/20/07	* at LSU	5	4	1	2.0-13	1.0-11
10/27/07	* OLE MISS	2	1	1	0.0-0	0.0-0
11/3/07	* TENNESSEE TECH	1	0	1	0.0-0	0.0-0
11/10/07	* at Georgia	4	3	1	0.0-0	0.0-0
11/24/07	* ALABAMA	2	0	2	0.5-4	0.5-4
12/31/07	* vs. Clemson (Chick-fil-A)	3	1	2	1.5-2	0.5-0

2008 Auburn Football Player Sketches

DATE	OPPONENT	TT	UT	AT	TFL-YDS	QBS-YDS
8/30/08	* LOUISIANA-MONROE	2	2	0	2.0-5	0.0-0
9/6/08	* SOUTHERN MISS	4	3	1	1.5-5	0.0-0
9/13/08	* MISSISSIPPI STATE	3	2	1	1.0-3	0.0-0
9/20/08	* LSU	7	3	4	1.5-6	1.5-6
9/27/08	* TENNESSEE	2	0	2	1.0-3	0.5-1
10/4/08	* at Vanderbilt	2	1	1	0.0-0	0.0-0
10/11/08	ARKANSAS					
10/23/08	at West Virginia					
11/1/08	at Ole Miss					
11/8/08	TENNESSEE-MARTIN					
11/15/08	GEORGIA					
11/29/08	at Alabama					



ANDREW #75
McCAIN OT
 6-6 · 288 · Jr. · 2L
 Birmingham, Ala. (Briarwood Christian)
 Chemistry

2008 — Played 18 snaps in season opener vs. Louisiana-Monroe with one rodeo block ... Got in on six snaps vs. Southern Miss ... Saw limited action vs. Mississippi State and LSU ... Saw playing time vs. Tennessee ... Played 20 snaps vs. Vanderbilt and tied for line-best 88 percent overall grade ... Had one pancake and one cockroach block vs. Vandy.



WALTER #6
McFADDEN DB
 6-0 · 178 · Jr. · 2L
 Pompano Beach, Fla. (Ely)
 Public Administration

SPRING 2008 — Named the Most Improved Defensive Back by the coaching staff following spring drills.

2008 — Earned first career start in season opener vs. Louisiana-Monroe ... Did not register a tackle vs. Warhawks ... Had one TFL (minus five yards), a pass break-up and five tackles against Southern Miss ... Four of five tackles vs. USM were solo ... Intercepted first pass of season with less than three minutes remaining in game to seal victory at Mississippi State ... Also had four solo tackles vs. MSU ... Broke up two passes and had one solo tackle vs. LSU ... Had three tackles vs. Vanderbilt ... Currently tied for ninth in SEC in passes defended per game (0.83).

McFADDEN'S CAREER DEFENSIVE STATS

YEAR	G/GS	TT	UT	AT	TFL-YDS	QBS-YDS	FF/FR	PD	INT-YDS
2006	11/0	2	2	0	0.0-0	0.0-0	0/0	0	0-0
2007	13/0	10	5	5	1.0-4	0.0-0	0/0	1	1-93
2008	6/6	13	9	4	1.0-5	0.0-0	0/0	4	1-0
Totals	30/6	25	16	9	2.0-9	0.0-0	0/0	5	2-93

McFADDEN'S CAREER GAME HIGH STATS

	No.	Opponent	Date
Tackles	5	Southern Miss	9/6/08
Interceptions	1	2x (last vs. Mississippi St.)	9/13/08

McFADDEN'S GAME-BY-GAME STATS

DATE	OPPONENT	TT	UT	AT	PD	INT-YDS
9/1/07	KANSAS STATE	1	0	1	0	0-0
9/8/07	SOUTH FLORIDA	0	0	0	0	0-0
9/15/07	MISSISSIPPI STATE	0	0	0	0	0-0
9/22/07	NEW MEXICO STATE	1	1	0	0	0-0
9/29/07	at Florida	0	0	0	0	0-0
10/6/07	VANDERBILT	2	1	1	0	0-0
10/13/07	at Arkansas	0	0	0	0	0-0
10/20/07	at LSU	1	1	0	0	0-0
10/27/07	OLE MISS	1	0	1	0	0-0
11/3/07	TENNESSEE TECH	0	0	0	0	1-93
11/10/07	at Georgia	0	0	0	0	0-0
11/24/07	ALABAMA	0	0	0	0	0-0
12/31/07	vs. Clemson (Chick-fil-A)	4	2	2	1	0-0

DATE	OPPONENT	TT	UT	AT	PD	INT-YDS
8/30/08	* LOUISIANA-MONROE	0	0	0	0	0-0
9/6/08	* SOUTHERN MISS	5	4	1	1	0-0
9/13/08	* MISSISSIPPI STATE	4	4	0	1	1-0
9/20/08	* LSU	1	1	0	2	0-0
9/27/08	* TENNESSEE	0	0	0	0	0-0
10/4/08	* at Vanderbilt	3	0	3	0	0-0
10/11/08	ARKANSAS					
10/23/08	at West Virginia					
11/1/08	at Ole Miss					
11/8/08	TENNESSEE-MARTIN					
11/15/08	GEORGIA					
11/29/08	at Alabama					



GABE #83
McKENZIE DE
 6-4 · 254 · Jr. · 2L
 Mobile, Ala. (Davidson)
 Criminology

2008 — Switched from tight end to defensive end during preseason camp ... Registered two tackles, one solo, in season opener vs. Louisiana-Monroe ... Recorded two solo tackles against Southern Miss ... Had two tackles in win at Mississippi State ... Against LSU, picked off a pass and returned it 24 yards for a TD to give AU 14-3 lead ... Also had a half a TFL for minus 1 yard vs. LSU ... Had one solo tackle vs. Vanderbilt.

McKENZIE'S CAREER DEFENSIVE STATS

YEAR	G/GS	TT	UT	AT	TFL-YDS	QBS-YDS	FF/FR	PD	I/YDS
2008	6/0	8	5	3	0.5-1	0.0-0	0/0	0	1/24

McKENZIE'S CAREER RECEIVING STATS

YEAR	G/GS	NO	YDS	AVG	TD	LP/OPPONENT
2006	13/0	13	137	10.5	1	25/South Carolina
2007	13/0	13	117	9.0	2	20/Kansas State
Totals	26/0	26	254	9.7	3	25/South Carolina

McKENZIE'S GAME-BY-GAME STATS

DATE	OPPONENT	TT	UT	AT	TFL-YDS	QBS-YDS
8/30/08	LOUISIANA-MONROE	2	1	1	0.0-0	0.0-0
9/6/08	SOUTHERN MISS	2	2	0	0.0-0	0.0-0
9/13/08	MISSISSIPPI STATE	2	1	1	0.0-0	0.0-0
9/20/08	LSU	1	0	1	0.5-1	0.0-0
9/27/08	TENNESSEE	0	0	0	0.0-0	0.0-0
10/4/08	at Vanderbilt	1	1	0	0.0-0	0.0-0
10/11/08	ARKANSAS					
10/23/08	at West Virginia					
11/1/08	at Ole Miss					
11/8/08	TENNESSEE-MARTIN					
11/15/08	GEORGIA					
11/29/08	at Alabama					

2008 Auburn Football Player Sketches



MIKE #26
McNEIL S
 6-2 · 201 · So. · 1L
 Mobile, Ala. (W.P. Davidson)
 Undecided



JERRAUD #8
POWERS DB
 5-9 · 191 · Jr. · 2L
 Decatur, Ala. (Decatur)
 Public Administration

2008 — Made first career start in season opener vs. Louisiana-Monroe, but did not record a tackle ... Registered six tackles, two solo, against Southern Miss ... Recorded first career sack (minus 4 yards) in win at Mississippi State ... Finished with two solo tackles vs. MSU ... Tied for team lead with eight tackles, seven solo, vs. LSU ... Also had one TFL for minus 3 yards vs. LSU ... Third on team in tackles vs. Tennessee with five stops, two solo ... Tied career-best and led team with nine tackles, six solo, against Vanderbilt ... Has 22 tackles, 15 solo, in last three games (LSU, Tennessee, Vandy).

McNEIL'S CAREER DEFENSIVE STATS

YEAR	G/GS	TT	UT	AT	TFL-YDS	QBS-YDS	FF/FR	PD	I/YDS
2007	13/0	35	22	13	0.5-1	0.0-0	0/0	0	0/0
2008	6/6	30	19	11	2.0-7	1.0-4	0/0	0	0/0
Totals	19/6	65	41	24	2.5-8	1.0-4	0/0	0	0/0

McNEIL'S CAREER GAME HIGH STATS

No.	Opponent	Date
Tackles	9	2x (last vs. Vanderbilt)
		10/04/08

McNEIL'S GAME-BY-GAME STATS

DATE	OPPONENT	TT	UT	AT	PD	INT-YDS
9/1/07	KANSAS STATE	1	0	1	0	0-0
9/8/07	SOUTH FLORIDA	9	4	5	0	0-0
9/15/07	MISSISSIPPI STATE	2	1	1	0	0-0
9/22/07	NEW MEXICO STATE	2	2	0	0	0-0
9/29/07	at Florida	3	3	0	0	0-0
10/6/07	VANDERBILT	4	2	2	0	0-0
10/13/07	at Arkansas	0	0	0	0	0-0
10/20/07	at LSU	5	3	2	0	0-0
10/27/07	OLE MISS	1	0	1	0	0-0
11/3/07	TENNESSEE TECH	6	4	2	0	0-0
11/10/07	at Georgia	0	0	0	0	0-0
11/24/07	ALABAMA	1	0	1	0	0-0
12/31/07	vs. Clemson (Chick-fil-A)	1	1	0	0	0-0

DATE	OPPONENT	TT	UT	AT	PD	INT-YDS
8/30/08	* LOUISIANA-MONROE	0	0	0	0	0-0
9/6/08	* SOUTHERN MISS	6	2	4	0	0-0
9/13/08	* MISSISSIPPI STATE	2	2	0	0	0-0
9/20/08	* LSU	8	7	1	0	0-0
9/27/08	* TENNESSEE	5	2	3	0	0-0
10/4/08	* at Vanderbilt	9	6	3	0	0-0
10/11/08	ARKANSAS					
10/23/08	at West Virginia					
11/1/08	at Ole Miss					
11/8/08	TENNESSEE-MARTIN					
11/15/08	GEORGIA					
11/29/08	at Alabama					

2008 — *Second Team Preseason Media All-SEC ... Second Team Preseason Coaches' All-SEC ... Athlon Sports Preseason Third Team All-SEC ...* Started and finished tied for second most tackles on team in season opener vs. Louisiana-Monroe ... Had six stops, three solo, with one pass break-up ... Led team with career-high eight tackles, six solo, vs. Southern Miss ... Had one INT, first of season, and a QB hurry vs. USM ... Broke up one pass and had four solo tackles at Mississippi State ... Registered four tackles, three solo, with one PBU vs. LSU ... Had three tackles, one solo, vs. Tennessee ... Picked off a pass and had one tackle before leaving in first half due to injury vs. Vanderbilt ... Did not return vs. Vandy ... Has at least one PBU in four of last seven games dating back to 2007 ... Currently tied for ninth in SEC in passes defended per game (0.83).

POWERS' CAREER DEFENSIVE STATS

YEAR	G/GS	TT	UT	AT	TFL-YDS	QBS-YDS	FF/FR	PD	I/YDS
2006	13/0	26	20	6	1.0-2	0.0-0	0/1	4	0/0
2007	13/13	63	47	16	4.0-9	0.0-0	0/1	8	4/35
2008	6/6	26	17	9	0.0-0	0.0-0	0/0	3	2/0
Totals	32/19	115	84	31	5.0-11	0.0-0	0/2	15	6/35

POWERS' CAREER GAME HIGH STATS

No.	Opponent	Date
Tackles	8	Southern Miss
Interceptions	1	6x (last vs. Vanderbilt)
		9/6/08
		10/4/08

POWERS' GAME-BY-GAME STATS

DATE	OPPONENT	TT	UT	AT	PD	INT-YDS
9/2/06	WASHINGTON STATE	1	1	0	0	0-0
9/9/06	at Mississippi State	1	1	0	0	0-0
9/16/06	LSU	4	4	0	0	0-0
9/23/06	BUFFALO	1	0	1	0	0-0
9/28/06	at South Carolina	4	3	1	1	0-0
10/7/06	ARKANSAS	0	0	0	0	0-0
10/14/06	FLORIDA	1	1	0	0	0-0
10/21/06	TULANE	4	3	1	1	0-0
10/28/06	at Ole Miss	1	1	0	0	0-0
11/4/06	ARKANSAS STATE	2	2	0	1	0-0
11/11/06	GEORGIA	3	1	2	0	0-0
11/18/06	at Alabama	3	3	0	0	0-0
1/1/07	vs. Nebraska (Cotton)	1	0	1	1	0-0

DATE	OPPONENT	TT	UT	AT	PD	INT-YDS
9/1/07	* KANSAS STATE	5	4	1	2	0-0
9/8/07	* SOUTH FLORIDA	6	5	1	0	0-0
9/15/07	* MISSISSIPPI STATE	5	2	3	1	0-0
9/22/07	* NEW MEXICO STATE	6	3	3	0	0-0
9/29/07	* at Florida	7	4	3	1	0-0
10/6/07	* VANDERBILT	0	0	0	0	0-0
10/13/07	* at Arkansas	4	4	0	0	1-3
10/20/07	* at LSU	6	5	1	0	0-0
10/27/07	* OLE MISS	3	2	1	0	0-0
11/3/07	* TENNESSEE TECH	5	5	0	0	1-12
11/10/07	* at Georgia	4	4	0	0	1-20
11/24/07	* ALABAMA	6	4	2	0	1-0
12/31/07	* vs. Clemson (Chick-fil-A)	6	5	1	1	0-0

2008 Auburn Football Player Sketches

DATE	OPPONENT	TT	UT	AT	PD	INT-YDS
8/30/08	* LOUISIANA-MONROE	6	3	3	1	0-0
9/6/08	* SOUTHERN MISS	8	6	2	0	1-0
9/13/08	* MISSISSIPPI STATE	4	4	0	1	0-0
9/20/08	* LSU	4	3	1	1	0-0
9/27/08	* TENNESSEE	3	1	2	0	0-0
10/4/08	* at Vanderbilt	1	0	1	0	1-0
10/11/08	ARKANSAS					
10/23/08	at West Virginia					
11/1/08	at Ole Miss					
11/8/08	TENNESSEE-MARTIN					
11/15/08	GEORGIA					
11/29/08	at Alabama					



JAKE #91
RICKS DL
 6-4 · 300 · Jr. · 2L
 Muscle Shoals, Ala. (Colbert County)
 Criminology

2008 — Registered two tackles, including one tackle for loss (minus 4 yards) in season opener vs. Louisiana-Monroe ... Saw playing time vs. Southern Miss but did not record a tackle ... Limited playing time vs. Mississippi State and LSU ... Recovered a fumble in the end zone for a touchdown in 14-12 win vs. Tennessee ... Blocked a field goal attempt and had one tackle vs. Vanderbilt.

RICKS' CAREER DEFENSIVE STATS

YEAR	G/GS	TT	UT	AT	TFL-YDS	QBS-YDS	FF/FR	PD	I/YDS
2006	6/0	1	0	1	0.5-2	0.0-0	0/1	0	0/0
2007	13/0	8	5	3	2.0-3	0.0-0	0/0	0	0/0
2008	6/0	3	1	2	1.0-4	0.0-0	0/1	0	0/0
Totals	25/0	12	6	6	3.5-9	0.0-0	0/2	0	0/0


RICKS' CAREER GAME HIGH STATS

	No.	Opponent	Date
Tackles	2	3x (last vs. ULM)	8/30/08
Tackles for loss	1.0	3x (last vs. ULM)	8/30/08

RICKS' GAME-BY-GAME STATS

DATE	OPPONENT	TT	UT	AT	TFL-YDS	QBS-YDS
9/1/07	KANSAS STATE	0	0	0	0.0-0	0.0-0
9/8/07	SOUTH FLORIDA	0	0	0	0.0-0	0.0-0
9/15/07	MISSISSIPPI STATE	2	2	0	1.0-2	0.0-0
9/22/07	NEW MEXICO STATE	0	0	0	0.0-0	0.0-0
9/29/07	at Florida	0	0	0	0.0-0	0.0-0
10/6/07	VANDERBILT	0	0	0	0.0-0	0.0-0
10/13/07	at Arkansas	2	1	1	0.0-0	0.0-0
10/20/07	at LSU	1	0	1	0.0-0	0.0-0
10/27/07	OLE MISS	1	0	1	0.0-0	0.0-0
11/3/07	TENNESSEE TECH	1	0	1	0.0-0	0.0-0
11/10/07	at Georgia	1	1	0	1.0-1	0.0-0
11/24/07	ALABAMA	0	0	0	0.0-0	0.0-0
12/31/07	vs. Clemson (Chick-fil-A)	0	0	0	0.0-0	0.0-0

DATE	OPPONENT	TT	UT	AT	TFL-YDS	QBS-YDS
8/30/08	LOUISIANA-MONROE	2	1	1	1.0-4	0.0-0
9/6/08	SOUTHERN MISS	0	0	0	0.0-0	0.0-0
9/13/08	MISSISSIPPI STATE	0	0	0	0.0-0	0.0-0
9/20/08	LSU	0	0	0	0.0-0	0.0-0
9/27/08	TENNESSEE	0	0	0	0.0-0	0.0-0
10/4/08	at Vanderbilt	1	0	1	0.0-0	0.0-0
10/11/08	ARKANSAS					
10/23/08	at West Virginia					
11/1/08	at Ole Miss					
11/8/08	TENNESSEE-MARTIN					
11/15/08	GEORGIA					
11/29/08	at Alabama					




ROBERT #60
SHIVER DS
 6-3 · 222 · Sr. · 2L
 Thomasville, Ga. (Brookwood)
 Marketing

2008 — Has played in every game ... Deep snapper for field goals, PATs and punts.



RYAN #50
PUGH OL
 6-4 · 278 · So. · 1L
 Hoover, Ala. (Hoover)
 Undecided

2008 — Has started every game this season In season opener vs. Louisiana-Monroe, grading at 88 percent on 74 snaps with three cockroach blocks, two pancake blocks and six rodeo blocks ... Graded at 89 percent overall on 76 snaps vs. Southern Miss ... Started at center and had 16 rodeo blocks, four cockroach blocks and one pancake blocks vs. USM ... Started second game at center, grading 88 percent overall on 75 snaps vs. Mississippi State ... Had 4.5 pancake blocks and 10 rodeo blocks vs. MSU ... Graded at 91 percent on 70 snaps vs. LSU with 10 rodeo, one cockroach and one pancake block vs. LSU ... On 71 snaps vs. Tennessee, graded at 86 percent overall with eight rodeo blocks ... Posted an 88 percent overall grade on 66 snaps vs. Vanderbilt ... Has 50 rodeo blocks, nine cockroach blocks and 9.5 pancake blocks for the season.



SPENCER #39
PYBUS LB
 6-0 · 207 · Fr. · HS
 Dothan, Ala. (Northview)
 Undecided

2008 — Has played in every game this season Had one solo tackle and one fumble recovery in first collegiate game vs. Louisiana-Monroe ... Had a QB hurry vs. LSU ... Logged significant time vs. Tennessee, recording three tackles with one solo stop ... Registered two tackles, one solo, vs. Vanderbilt.

PYBUS' CAREER DEFENSIVE STATS

YEAR	G/GS	TT	UT	AT	TFL-YDS	QBS-YDS	FF/FR	PD	I/YDS
2008	6/0	6	3	3	0.0-0	0.0-0	0/1	0	0-0

PYBUS' GAME-BY-GAME STATS

DATE	OPPONENT	TT	UT	AT	TFL-YDS	QBS-YDS
8/30/08	LOUISIANA-MONROE	1	1	0	0.0-0	0.0-0
9/6/08	SOUTHERN MISS	0	0	0	0.0-0	0.0-0
9/13/08	MISSISSIPPI STATE	0	0	0	0.0-0	0.0-0
9/20/08	LSU	0	0	0	0.0-0	0.0-0
9/27/08	TENNESSEE	3	1	2	0.0-0	0.0-0
10/4/08	at Vanderbilt	2	1	1	0.0-0	0.0-0
10/11/08	ARKANSAS					
10/23/08	at West Virginia					
11/1/08	at Ole Miss					
11/8/08	TENNESSEE-MARTIN					
11/15/08	GEORGIA					
11/29/08	at Alabama					

2008 Auburn Football Player Sketches



RYAN #21
SHOEMAKER P
 6-0 · 187 · So. · 1L
 Birmingham, Ala. (Oak Mountain)
 Undecided

2008 — First Team Preseason Media All-SEC ... First Team Preseason Coaches' All-SEC ... Athlon's Preseason Second Team All-SEC ... Phil Steele's Preseason First Team All-SEC ... Against LSU, punted seven times for 35.4 average per kick ... Put two punts inside the 20 and had a long of 51 vs. LSU.

SHOEMAKER'S CAREER PUNTING STATS

YEAR	G	NO	YDS	AVG	IN20	LP/OPPONENT
2007	12	49	2080	42.4	16	62/New Mexico State
2008	1	7	248	35.4	2	51/LSU
Totals	13	56	2328	41.6	18	62/New Mexico State

SHOEMAKER'S CAREER GAME HIGH STATS

	No.	Opponent	Date
Punts	8	Clemson	12/31/07
IN 20	2	9x (last vs. LSU)	9/20/08

SHOEMAKER'S GAME-BY-GAME STATS

DATE	OPPONENT	NO	YDS	AVG	IN20	Long
9/1/07	KANSAS STATE	6	256	42.7	2	53
9/8/07	SOUTH FLORIDA	2	105	52.5	0	53
9/15/07	MISSISSIPPI STATE	DID NOT PLAY				
9/22/07	NEW MEXICO STATE	1	62	62.0	0	62
9/29/07	at Florida	5	225	45.0	2	54
10/6/07	VANDERBILT	5	208	41.6	2	54
10/13/07	at Arkansas	3	113	37.7	0	46
10/20/07	at LSU	5	210	42.0	2	53
10/27/07	OLE MISS	3	129	43.0	2	58
11/3/07	TENNESSEE TECH	4	208	52.0	2	64
11/10/07	at Georgia	3	119	44.2	0	44
11/24/07	ALABAMA	4	136	34.0	2	47
12/31/07	vs. Clemson (Chick-fil-A)	8	309	38.6	2	53

DATE	OPPONENT	NO	YDS	AVG	IN20	Long
8/30/08	LOUISIANA-MONROE					DID NOT PLAY
9/6/08	SOUTHERN MISSISSIPPI					DID NOT PLAY
9/13/08	at Mississippi State					DID NOT PLAY
9/20/08	LSU	7	248	35.4	2	51
9/27/08	TENNESSEE					DID NOT PLAY
10/4/08	at Vanderbilt					DID NOT PLAY
10/11/08	ARKANSAS					
10/23/08	at West Virginia					
11/1/08	at Ole Miss					
11/8/08	TENNESSEE-MARTIN					
11/15/08	GEORGIA					
11/29/08	at Alabama					



MIKE #11
SLADE DB
 6-2 · 188 · RFr. · RS
 Tallahassee, Fla. (Lincoln)
 Undecided

2008 — Recorded three tackles in season opener vs. Louisiana-Monroe ... Saw action vs. Southern Miss but did not record a tackle ... Had one solo tackle at Mississippi State ... Played, but did not record a tackle vs. LSU and Tennessee.

SLADE' CAREER DEFENSIVE STATS

YEAR	G/GS	TT	UT	AT	TFL-YDS	QBS-YDS	FF/FR	PD	I/YDS
2008	6/0	4	1	3	0.0-0	0.0-0	0/0	0	0/0

SLADE' GAME-BY-GAME STATS

DATE	OPPONENT	TT	UT	AT	PD	INT-YDS
8/30/08	LOUISIANA-MONROE	3	0	3	0	0-0
9/6/08	SOUTHERN MISS	0	0	0	0	0-0
9/13/08	MISSISSIPPI STATE	1	1	0	0	0-0
9/20/08	LSU	0	0	0	0	0-0
9/27/08	TENNESSEE	0	0	0	0	0-0
10/4/08	at Vanderbilt	0	0	0	0	0-0
10/11/08	ARKANSAS					
10/23/08	at West Virginia					
11/1/08	at Ole Miss					
11/8/08	TENNESSEE-MARTIN					
11/15/08	GEORGIA					
11/29/08	at Alabama					



CHRIS #23
SLAUGHTER WR
 6-3 · 179 · So. · 1L
 Fort Valley, Ga. (Peach County/Hargrave Prep)
 Undecided

2008 — Hauled in four catches for 13 yards with one touchdown in season opener vs. Louisiana-Monroe ... TD was first of career and came on 3-yard pass from Chris Todd ... Had one catch for seven yards against Vanderbilt.

SLAUGHTER'S CAREER RECEIVING STATS

YEAR	G/GS	NO	YDS	AVG	TD	LP/OPPONENT
2007	12/0	3	19	6.3	0	9/New Mexico State
2008	3/0	5	20	4.0	1	8/Louisiana-Monroe
Totals	15/0	8	39	4.9	1	9/New Mexico State

SLAUGHTER'S GAME-BY-GAME STATS

DATE	OPPONENT	REC	YDS	AVG	TD
8/30/08	LOUISIANA-MONROE	4	13	3.3	1
9/6/08	SOUTHERN MISS				DID NOT PLAY
9/13/08	MISSISSIPPI STATE				DID NOT PLAY
9/20/08	LSU				DID NOT PLAY
9/27/08	TENNESSEE	0	0	0.0	0
10/4/08	at Vanderbilt	1	7	7.0	0
10/11/08	ARKANSAS				
10/23/08	at West Virginia				
11/1/08	at Ole Miss				
11/8/08	TENNESSEE-MARTIN				
11/15/08	GEORGIA				
11/29/08	at Alabama				

2008 Auburn Football Player Sketches



ERIC SMITH #32
RB
 5-10 · 232 · Fr. · HS
 Seffner, Fla. (Armwood HS)
 Undecided

2008 — In first collegiate game, rushed nine times for 66 yards vs. Louisiana-Monroe ... Averaged 7.3 yards per carry vs. Warhawks with a long rush of 19 yards ... Earned first career start and had two rushes for eight yards vs. Southern Miss ... Saw limited time vs. Mississippi State and LSU ... Rushed twice for one yard vs. Tennessee.

SMITH'S CAREER RUSHING STATS

YEAR	G/GS	NO	YDS	AVG	TD	LP/OPPONENT
2008	6/1	13	75	5.8	0	19/Louisiana-Monroe

SMITH'S GAME-BY-GAME STATS

DATE	OPPONENT	ATT	YDS	Avg.	TD	TD Runs
8/30/08	LOUISIANA-MONROE	9	66	7.3	0	---
9/6/08	* SOUTHERN MISS	2	8	4.0	0	---
9/13/08	MISSISSIPPI STATE	0	0	0.0	0	---
9/20/08	LSU	0	0	0.0	0	---
9/27/08	TENNESSEE	2	1	0.5	0	---
10/4/08	at Vanderbilt	0	0	0.0	0	---
10/11/08	ARKANSAS					
10/23/08	at West Virginia					
11/1/08	at Ole Miss					
11/8/08	TENNESSEE-MARTIN					
11/15/08	GEORGIA					
11/29/08	at Alabama					



RODGERIQUIS SMITH #80
WR
 6-0 · 194 · Sr. · 3L
 Snellville, Ga. (South Gwinnett)
 Business Administration

CAREER — Has caught a pass in 30 consecutive regular season games with two or more catches in 23 of last 30 ... Is ninth all-time at Auburn in receiving yards with 1,450 ... Is 23 yards shy of tying Byron Franklin (1977-1980) for eighth with 1,573 yards ... Is tied for sixth all-time in receptions with 103 ... Needs 18 catches to tie Frank Sanders (1991-94) for fifth with 121 ... Had streak of 28 consecutive starts snapped vs. Mississippi State.

2008 — *Phil Steele's Preseason Honorable Mention All-SEC* ... Caught a team-high five passes for 57 yards with a long of 33 yards in season opener vs. Louisiana-Monroe ... Had one grab for 21 yards against Southern Miss ... Hauled in two passes for eight yards in win at Mississippi State ... Did not start vs. MSU, snapping streak of 28 games dating back to 2006 ... Matched season-high of five catches for season-best 73 yards vs. LSU ... Caught two passes for seven yards vs. Tennessee ... Had team-high four catches vs. Vanderbilt, including 7-yard TD catch.

SMITH'S CAREER RECEIVING STATS

YEAR	G/GS	NO	YDS	AVG	TD	LP/OPPONENT
2005	7/0	6	109	18.2	0	38/Mississippi State
2006	13/13	26	452	17.4	4	62/Mississippi State
2007	13/13	52	705	13.6	5	58/New Mexico State
2008	6/4	19	184	9.7	1	33/Louisiana-Monroe
Totals	39/30	103	1,450	14.1	10	62/Mississippi State

SMITH'S CAREER GAME HIGH STATS

	No.	Opponent	Date
Receptions	9	Florida	9/29/07
Rec. Yards	111	Ole Miss	10/27/07
Rec. TDs	2	New Mexico State	9/22/07

SMITH'S GAME-BY-GAME STATS

DATE	OPPONENT	REC	YDS	AVG	TD
9/3/05	GEORGIA TECH				DID NOT PLAY
9/10/05	MISSISSIPPI STATE	1	38	38.0	0
9/17/05	BALL STATE	2	21	10.5	0
9/24/05	W. KENTUCKY	2	30	15.0	0
10/1/05	SOUTH CAROLINA	1	20	20.0	0
10/15/05	at Arkansas	0	0	0.0	0
10/22/05	at LSU				DID NOT PLAY
10/29/05	OLE MISS	0	0	0.0	0
11/5/05	at Kentucky	0	0	0.0	0
11/12/05	at Georgia				DID NOT PLAY
11/19/05	ALABAMA				DID NOT PLAY
1/2/06	vs. Wisconsin (Capital One)				DID NOT PLAY

DATE	OPPONENT	REC	YDS	AVG	TD
9/2/06	* WASHINGTON STATE	2	47	23.5	0
9/9/06	* at Mississippi State	2	85	42.5	1
9/16/06	* LSU	1	17	17.0	0
9/23/06	* BUFFALO	1	14	14.0	0
9/28/06	* at South Carolina	2	37	18.5	0
10/7/06	* ARKANSAS	4	64	16.0	1
10/14/06	* FLORIDA	3	33	11.0	0
10/21/06	* TULANE	2	4	2.0	0
10/28/06	* at Ole Miss	4	46	11.5	1
11/4/06	* ARKANSAS STATE	1	16	16.0	0
11/11/06	* GEORGIA	1	34	34.0	1
11/18/06	* at Alabama	3	55	18.3	0
1/1/07	* vs. Nebraska (Cotton)	0	0	0.0	0

DATE	OPPONENT	REC	YDS	AVG	TD
9/1/07	* KANSAS STATE	1	55	55.0	0
9/8/07	* SOUTH FLORIDA	3	34	11.3	0
9/15/07	* MISSISSIPPI STATE	4	78	19.5	0
9/22/07	* NEW MEXICO STATE	3	86	28.7	2
9/29/07	* at Florida	9	102	11.3	0
10/6/07	* VANDERBILT	3	23	7.7	1
10/13/07	* at Arkansas	4	19	4.8	0
10/20/07	* at LSU	6	56	9.3	1
10/27/07	* OLE MISS	8	111	13.8	1
11/3/07	* TENNESSEE TECH	2	29	18.0	0
11/10/07	* at Georgia	2	21	10.5	0
11/24/07	* ALABAMA	3	46	15.3	0
12/31/07	* vs. Clemson (Chick-fil-A)	4	45	11.2	0

DATE	OPPONENT	REC	YDS	AVG	TD
8/30/08	* LOUISIANA-MONROE	5	57	11.4	0
9/6/08	* SOUTHERN MISS	1	21	21.0	0
9/13/08	MISSISSIPPI STATE	2	8	4.0	0
9/20/08	LSU	5	73	14.6	0
9/27/08	* TENNESSEE	2	7	3.5	0
10/4/08	* at Vanderbilt	4	18	4.5	1
10/11/08	ARKANSAS				
10/23/08	at West Virginia				
11/1/08	at Ole Miss				
11/8/08	TENNESSEE-MARTIN				
11/15/08	GEORGIA				
11/29/08	at Alabama				

2008 Auburn Football Player Sketches



CRAIG STEVENS #46
LB
 6-2 · 222 · So. · 1L
 Tallahassee, Fla. (Lincoln)
 Pre-Business

2008 — Started season opener vs. Louisiana-Monroe and recorded one pass break-up and three tackles, two solo ... Registered four tackles, three solo, and one fumble recovery against Southern Miss ... Returned fumble 6 yards ... Had four tackles, with three solo, in win at Mississippi State ... Had season-best five tackles, two solo, vs. LSU ... Broke up a pass and had three solo tackles, and one assisted stop, vs. Tennessee.

STEVENS' CAREER DEFENSIVE STATS


YEAR	G/GS	TT	UT	AT	TFL-YDS	QBS-YDS	FF/FR	PD	I/YDS
2006	3/0	6	3	3	1.0-1	0.0-0	0/0	0	0/0
2007	10/8	35	20	15	0.0-0	0.0-0	1/0	1	0/0
2008	6/6	20	13	7	0.0-0	0.0-0	0/1	2	0/0
Totals	19/14	61	36	25	1.0-1	0.0-0	1/1	3	0/0

STEVENS' CAREER GAME HIGH STATS

	No.	Opponent	Date
Tackles	6	2x (last vs. Arkansas)	10/13/07

STEVENS' GAME-BY-GAME STATS

DATE	OPPONENT	TT	UT	AT	TFL-YDS	QBS-YDS
9/1/07	KANSAS STATE	3	1	2	0.0-0	0-0
9/8/07	SOUTH FLORIDA	2	1	1	0.0-0	0-0
9/15/07	* MISSISSIPPI STATE	3	1	2	0.0-0	0-0
9/22/07	* NEW MEXICO STATE	6	3	3	0.0-0	0-0
9/29/07	* at Florida	4	2	2	0.0-0	0-0
10/6/07	* VANDERBILT	5	4	1	0.0-0	0-0
10/13/07	* at Arkansas	6	5	1	0.0-0	0-0
10/20/07	* at LSU	2	1	1	0.0-0	0-0
10/27/07	* OLE MISS	2	1	1	0.0-0	0-0
11/3/07	TENNESSEE TECH				DID NOT PLAY	
11/10/07	at Georgia				DID NOT PLAY	
11/24/07	ALABAMA				DID NOT PLAY	
12/31/07	* vs. Clemson (Chick-fil-A)	2	1	1	0.0-0	0-0



JAMES SWINTON #16
WR
 6-0 · 178 · Sr. · 2L
 Tucker, Ga. (Tucker)
 Public Administration

2008 — Earned first career start in season opener vs. Louisiana-Monroe ... Hauled in one pass for 4-yards vs. Warhawks ... Did not play vs. Southern Miss ... Limited play-

ing time vs. Mississippi State ... Saw playing time vs. LSU and Tennessee.

SWINTON'S CAREER RECEIVING STATS

YEAR	G/GS	NO	YDS	AVG	TD	LPI/OPPONENT
2005	4/0	1	11	11.0	0	11/Ball State
2006	7/0	1	12	12.0	0	12/Buffalo
2007	9/0	1	16	16.0	0	16/Kansas State
2008	5/1	1	4	4.0	0	4/ULM
Totals	25/1	4	43	10.8	0	16/Kansas State

SWINTON'S CAREER GAME HIGH STATS

	No.	Opponent	Date
Receptions	1	4x (last vs. ULM)	8/30/08
Rec. Yards	16	Kansas State	9/1/07

SWINTON'S GAME-BY-GAME STATS

DATE	OPPONENT	REC	YDS	AVG	TD
8/30/08	* LOUISIANA-MONROE	1	4	4.0	0
9/6/08	SOUTHERN MISS				DID NOT PLAY
9/13/08	MISSISSIPPI STATE	0	0	0.0	0
9/20/08	LSU	0	0	0.0	0
9/27/08	TENNESSEE	0	0	0.0	0
10/4/08	at Vanderbilt	0	0	0.0	0
10/11/08	ARKANSAS				
10/23/08	at West Virginia				
11/1/08	at Ole Miss				
11/8/08	TENNESSEE-MARTIN				
11/15/08	GEORGIA				
11/29/08	at Alabama				



BEN TATE #44
RB
 5-11 · 215 · Jr. · 2L
 Newark, Md. (Snow Hill)
 Criminology

CAREER — Four 100-yard rushing games, including one 150-yard rushing game (156 vs. Tulane, 2006) ... 33rd player in AU history to record 1,000 yards rushing ... 16th on career rushing list with 1,796 yards ... Needs 88 yards to tie Phil Gargis (1973-76) for 15th with 1,884 yards and 117 yards to tie Fob James (1952-55) for 14th with 1,913 yards.

2008 — *Second Team Preseason Media All-SEC ... Second Team Preseason Coaches' All-SEC ... Athlon Sports Preseason Second Team All-SEC ... Phil Steele's Preseason Third Team All-SEC ... Named to Maxwell Award Preseason Watch List ...* Picked up fourth-career 100-yard rushing effort with 115 yards on 13 carries vs. Louisiana-Monroe ... Averaged 8.8 yards per carry and had a career-long run of 49 yards vs. Warhawks ... Recorded 122 yards total offense vs. Southern Miss ... Had 71 yards rushing on 15 carries and 51 yards receiving on three catches vs. USM ... Scored on 1-yard run vs. Golden Eagles ... Ran for a game-high 92 yards on 20 carries in win at Mississippi State ... Had long run of 39 yards late in fourth quarter to help AU run out clock vs. MSU ... Led team with 45 yards rushing on 19 carries with a TD vs. LSU ... TD run came from 1-yard out ... Ran for 70 yards on 19 carries and had one 4-yard catch vs. Tennessee ... Rushed for a game-high 108 yards on 27 carries vs. Vanderbilt ... His 27 carries marked a career-high ... Also had one catch for 9 yards vs. Vandy.

TATE'S CAREER RUSHING STATS

YEAR	G/GS	NO	YDS	AVG	TD	LPI/OPPONENT
2006	9/0	54	392	7.3	3	42/Buffalo
2007	13/7	202	903	4.5	8	44/Vanderbilt
2008	6/2	113	501	4.4	2	49/Louisiana-Monroe
Totals	28/9	369	1,796	4.9	13	49/Louisiana-Monroe

2008 Auburn Football Player Sketches

TATE'S CAREER GAME HIGH STATS


	No.	Opponent	Date
Rush Attempts	27	Vanderbilt	10/4/06
Rush Yards	156	Tulane	10/21/06
Rush TDs	2	Buffalo	9/23/06

TATE'S GAME-BY-GAME RUSHING STATS

DATE	OPPONENT	ATT	YDS	Avg.	TD	TD Runs
9/2/06	WASHINGTON STATE	0	0	0.0	0	--
9/9/06	at Mississippi State	4	1	0.3	0	--
9/16/06	LSU			DID NOT PLAY		
9/23/06	BUFFALO	7	114	16.3	2	42, 28
9/28/06	at South Carolina			DID NOT PLAY		
10/7/06	ARKANSAS			DID NOT PLAY		
10/14/06	FLORIDA			DID NOT PLAY		
10/21/06	TULANE	26	156	6.0	1	1
10/28/06	at Ole Miss	0	0	0.0	0	--
11/4/06	ARKANSAS STATE	11	93	8.5	0	--
11/11/06	GEORGIA	2	5	2.5	0	--
11/18/06	at Alabama	0	0	0.0	0	--
1/1/07	vs. Nebraska (Cotton)	4	23	5.8	0	--

DATE	OPPONENT	ATT	YDS	Avg.	TD	TD Runs
9/1/07	* KANSAS STATE	23	82	3.6	0	--
9/8/07	* SOUTH FLORIDA	14	61	4.4	0	--
9/15/07	* MISSISSIPPI STATE	15	91	6.1	1	28
9/22/07	* NEW MEXICO STATE	21	111	5.3	1	2
9/29/07	* at Florida	20	65	3.3	1	3
10/6/07	* VANDERBILT	9	96	10.7	1	4
10/13/07	at Arkansas	23	91	4.0	0	--
10/20/07	* at LSU	10	17	1.7	0	--
10/27/07	OLE MISS	15	72	4.8	0	--
11/3/07	* TENNESSEE TECH	14	35	2.5	1	2
11/10/07	at Georgia	13	58	4.5	1	7
11/24/07	ALABAMA	11	77	7.0	1	3
12/31/07	vs. Clemson (Chick-fil-A)	14	47	3.4	1	1

DATE	OPPONENT	ATT	YDS	Avg.	TD	TD Runs
8/30/08	LOUISIANA-MONROE	13	115	8.8	0	---
9/6/08	SOUTHERN MISS	15	71	4.7	1	1
9/13/08	MISSISSIPPI STATE	20	92	4.6	0	---
9/20/08	LSU	19	45	2.4	1	1
9/27/08	* TENNESSEE	19	70	3.7	0	---
10/4/08	* at Vanderbilt	27	108	4.0	0	---
10/11/08	ARKANSAS					
10/23/08	at West Virginia					
11/1/08	at Ole Miss					
11/8/08	TENNESSEE-MARTIN					
11/15/08	GEORGIA					
11/29/08	at Alabama					



NEIKO THORPE #15
DB
 6-2 · 171 · Fr. · HS
 Tucker, Ga. (HS)
 Undecided

2008 — In first collegiate action, led Tigers with seven tackles including five solo vs. Louisiana-Monroe ... Also broke up two passes vs. Warhawks ... Forced a fumble and had one solo tackle vs. Southern Miss ... Had two solo tackles vs. LSU ... Recorded four total tackles, three solo, against Tennessee ... Broke up two passes and had two tackles vs. Vanderbilt.

THORPE' CAREER DEFENSIVE STATS

YEAR	G/GS	TT	UT	AT	TFL-YDS	QBS-YDS	FF/FR	PD	I/YDS
2008	6/0	12	9	3	0.0-0	0.0-0	1/0	4	0/0

THORPE'S GAME-BY-GAME STATS

DATE	OPPONENT	TT	UT	AT	PD	INT-YDS
8/30/08	LOUISIANA-MONROE	7	5	2	2	0-0
9/6/08	SOUTHERN MISS	1	1	0	0	0-0
9/13/08	MISSISSIPPI STATE	0	0	0	0	0-0
9/20/08	LSU	2	2	0	0	0-0
9/27/08	TENNESSEE	4	3	1	0	0-0
10/4/08	at Vanderbilt	2	1	1	2	0-0
10/11/08	ARKANSAS					
10/23/08	at West Virginia					
11/1/08	at Ole Miss					
11/8/08	TENNESSEE-MARTIN					
11/15/08	GEORGIA					
11/29/08	at Alabama					



CHRIS TODD #12
QB
 6-4 · 219 · Jr. · TR
 Elizabethtown, Ky (Elizabethtown/Hutchinson CC)
 Business Finance

2008 — Threw for a team-high 70 yards on 9-of-18 passing in first game of season vs. Louisiana-Monroe ... Threw for only passing touchdown of the game, connecting with Chris Slaughter on a 3-yard scoring strike vs. Warhawks ... Had long completion of 33 yards vs. ULM ... Earned first start and threw for 248 yards vs. Southern Miss ... Completed 21-of-31 passes (68 percent) with a long of 27 yards vs. Golden Eagles ... Hit 14-of-26 passes for 154 yards in win on the road vs. Mississippi State ... Threw for 250 yards on 17-of-32 (53 percent) passing with a TD vs. LSU ... TD pass came on 15-yard connection with Robert Dunn Completed 14-of-23 passes (60.1) for 93 yards with one TD vs. Tennessee TD pass was from 18 yards out to Robert Dunn ... Threw a pair of TD passes vs. Vanderbilt ... Currently ninth in SEC in passing yards per game (147.5), ninth in pass efficiency (112.2) and 10th in total offense (141.2 ypg).

TODD'S CAREER PASSING STATS

YEAR	G/GS	CMP	ATT	PCT	YDS	INT	TD	LP/OPPONENT
2008	6/5	83	146	56.8	885	5	5	58/LSU

TODD'S GAME-BY-GAME STATS

DATE	OPPONENT	CMP	ATT	YDS	INT	TD
8/30/08	LOUISIANA-MONROE	9	18	70	1	1
9/6/08	* SOUTHERN MISS	21	31	248	0	0
9/13/08	* MISSISSIPPI STATE	14	26	154	0	0
9/20/08	* LSU	17	32	250	2	1
9/27/08	* TENNESSEE	14	23	93	1	1
10/4/08	* at Vanderbilt	8	16	70	1	2
10/11/08	ARKANSAS					
10/23/08	at West Virginia					
11/1/08	at Ole Miss					
11/8/08	TENNESSEE-MARTIN					
11/15/08	GEORGIA					
11/29/08	at Alabama					



TOMMY TROTT #5
TE
 6-5 · 242 · Jr. · 2L
 Montgomery, Ala. (Trinity Presbyterian)
 Public Administration

2008 — Started at tight end in season opener vs. Louisiana-Monroe but did not have a reception vs. Warhawks ... Hauled in three passes for 44 yards vs. Southern Miss ... Tied career-high with three catches (19 yards) vs. Tennessee ... Had one catch for eight yards

2008 Auburn Football Player Sketches

vs. Vanderbilt.

TROTT'S CAREER RECEIVING STATS

YEAR	G/GS	NO	YDS	AVG	TD	LP/OPPONENT
2006	2/0	0	0	0.0	0	-
2006	13/9	10	94	9.4	2	27/Tulane
2007	13/2	4	35	8.8	0	16/Vanderbilt
2008	6/6	7	71	10.1	0	24/Southern Miss
Totals	34/17	21	200	9.5	2	27/Tulane

TROTT'S CAREER GAME HIGH STATS


	No.	Opponent	Date
Receptions	3	3x (last vs. Tennessee)	9/27/08
Rec. Yards	44	Southern Miss	9/6/08
Rec. TDs	1	2x (last vs. Tulane)	10/21/06

TROTT'S GAME-BY-GAME STATS

DATE	OPPONENT	REC	YDS	AVG	TD
9/2/06	WASHINGTON STATE	0	0	0.0	0
9/9/06	at Mississippi State	0	0	0.0	0
9/16/06	LSU	1	2	2.0	0
9/23/06	* BUFFALO	0	0	0.0	0
9/28/06	* at South Carolina	3	31	10.3	1
10/7/06	* ARKANSAS	2	-1	-2.0	0
10/14/06	* FLORIDA	1	14	14.0	0
10/21/06	* TULANE	1	27	27.0	1
10/28/06	* at Ole Miss	2	21	10.5	0
11/4/06	* ARKANSAS STATE	0	0	0.0	0
11/11/06	* GEORGIA	0	0	0.0	0
11/18/06	* at Alabama	0	0	0.0	0
1/1/07	* vs. Nebraska (Cotton)	0	0	0.0	0

DATE	OPPONENT	REC	YDS	AVG	TD
9/1/07	* KANSAS STATE	1	8	8.0	0
9/8/07	SOUTH FLORIDA	0	0	0.0	0
9/15/07	MISSISSIPPI STATE	0	0	0.0	0
9/22/07	NEW MEXICO STATE	0	0	0.0	0
9/29/07	at Florida	0	0	0.0	0
10/6/07	VANDERBILT	1	16	16.0	0
10/13/07	at Arkansas	0	0	0.0	0
10/20/07	at LSU	0	0	0.0	0
10/27/07	* OLE MISS	0	0	0.0	0
11/3/07	TENNESSEE TECH	1	9	9.0	0
11/10/07	at Georgia	0	0	0.0	0
11/24/07	ALABAMA	0	0	0.0	0
12/31/07	vs. Clemson (Chick-fil-A)	1	4	4.0	0

DATE	OPPONENT	REC	YDS	AVG	TD
8/30/08	* LOUISIANA-MONROE	0	0	0.0	0
9/6/08	* SOUTHERN MISS	3	44	14.7	0
9/13/08	* MISSISSIPPI STATE	0	0	0.0	0
9/20/08	* LSU	0	0	0.0	0
9/27/08	* TENNESSEE	3	19	6.3	0
10/4/08	* at Vanderbilt	1	8	8.0	0
10/11/08	ARKANSAS				
10/23/08	at West Virginia				
11/1/08	at Ole Miss				
11/8/08	TENNESSEE-MARTIN				
11/15/08	GEORGIA				
11/29/08	at Alabama				



JONATHAN #17


VICKERS DB

6-2 · 208 · Sr. · 2L

Athens, Ala. (Athens)

Elementary Education

2008 — Saw limited action against Louisiana-Monroe in season opener and against Southern Miss and Mississippi State ... Saw playing time vs. LSU and Tennessee.



TERRELL #81

ZACHERY WR

6-1 · 210 · So. · SQ

Wadley, Ala. (Wadley)


Undecided

SPRING 2008 — Named the Most Improved Skill Player by the coaching staff following spring drills.

2008 — Saw playing time vs. Louisiana-Monroe in opener, but did not have a reception ... Had one catch for 17 yards vs. Southern Miss.

ZACHERY'S CAREER RECEIVING STATS

YEAR	G/GS	NO	YDS	AVG	TD	LP/OPPONENT
2008	6/0	1	17	17.0	0	17/Southern Miss



LEE #73

ZIEMBA OL

6-8 · 290 · So. · 1L

Rogers, Ark. (Rogers)

Undecided

Career — Has started 19 consecutive games on the offensive line.

2008 — *Second Team Preseason Media All-SEC ... Second Team Preseason Coaches' All-SEC ... Phil Steele's Preseason Second Team All-SEC ...* Started at left tackle in season opener vs. Louisiana-Monroe, grading at 91 percent on 61 plays ... Played 74 snaps vs. Southern Miss, grading at 92 percent ... Had nine cockroach blocks, three pancake blocks and 12 rodeo blocks vs. Southern Miss ... Graded 83 percent overall on 77 snaps vs. Mississippi State ... Had 12 rodeo blocks, five cockroach blocks and six pancake blocks vs. MSU ... Graded at 75 percent overall on 71 snaps vs. LSU with nine rodeo, two cockroach and half a pancake blocks ... On 72 snaps vs. Tennessee, graded at 79 percent overall with 12 rodeo blocks and one pancake block ... Graded out at 80 percent on 65 snaps vs. Vanderbilt ... Has 24 cockroach blocks, 12.5 pancake blocks and 53 rodeo blocks on the season.

Auburn Career Records Update

Punt Returns

Player	Seasons	Avg	Yards	Ret
1. Thomas Bailey	1991-94	9.4	1170	125
2. Trey Gainous	1983-86	9.1	951	105
3. Shane Wasden	1988-90	8.7	717	82
4. Tre Smith	2002-06	8.4	644	77
5. Robert Dunn	2005-pres.	9.6	650	68
6. Roderick Hood	2000-02	11.2	571	51
7. Mike Fuller	1973-74	17.7	883	50
8. Robert Baker	1995-96	9.7	463	48
9. Joe Cribbs	1976-79	7.6	328	43
Clifton Robinson	1997-00	7.1	307	43

Punt Return Yardage

Player	Seasons	Ret	Avg	Yards
1. Thomas Bailey	1991-94	125	9.4	1170
2. Trey Gainous	1983-86	105	9.1	951
3. Mike Fuller	1973-74	50	17.7	883
4. Shane Wasden	1988-90	82	8.7	717
5. Robert Dunn	2005-pres.	68	9.6	650
6. Tre Smith	2002-06	77	8.4	644
7. Roderick Hood	2000-02	51	11.2	571
8. Jimmy Carter	1965-67	38	12.4	473
9. Robert Baker	1995-96	48	9.7	463
10. Lionel James	1981-83	25	15.8	394

Punt Return Average (Min. 25 returns)

Player	Seasons	Ret	Yards	Avg
1. Mike Fuller	1973-74	50	883	17.66
2. Lionel James	1981-83	25	394	15.76
3. Jimmy Carter	1965-67	38	473	12.45
4. Larry Willingham	1968-70	30	372	12.40
5. Roderick Hood	2000-02	51	571	11.20
6. Carnell Williams	2001-04	28	302	10.79
7. Robert Baker	1995-96	48	463	9.65
8. Robert Dunn	2005-pres.	68	650	9.56
9. Buddy McClinton	1967-69	30	285	9.50
10. Thomas Bailey	1991-94	125	1170	9.36

Kickoff Returns

Player	Seasons	Avg	Yards	Ret
1. Thomas Bailey	1991-94	20.5	1520	74
2. James Brooks	1977-80	25.4	1726	68
3. Robert Baker	1995-96	21.3	979	46
4. Markeith Cooper	1996-99	23.9	1077	45
5. Roderick Hood	2000-02	19.9	874	44
6. Tim Carter	1998-01	23.9	956	40
7. Tristan Davis	2005-pres.	24.4	929	38
Devin Aromashodu	2002-05	22.6	860	38
9. Brent Fullwood	1983-86	22.1	706	32
10. Carnell Williams	2001-04	21.0	609	29

Kickoff Return Yardage

Player	Seasons	Ret	Avg	Yards
1. James Brooks	1977-80	68	25.4	1726
2. Thomas Bailey	1991-94	74	20.5	1520
3. Markeith Cooper	1996-99	45	23.9	1077
4. Robert Baker	1995-96	46	21.3	979
5. Tim Carter	1998-01	40	23.9	956
6. Tristan Davis	2005-pres.	38	24.4	929
7. Roderick Hood	2000-02	44	19.9	874
8. Devin Aromashodu	2002-05	38	22.6	860
9. Brent Fullwood	1983-86	32	22.1	706
10. Rick Neel	1973-75	26	25.9	673

Kickoff Return Average (Min. 20 returns)

Player	Seasons	Ret	Yards	Avg
1. Rick Neel	1973-75	26	673	25.88
2. James Brooks	1977-80	68	1726	25.38
3. Tristan Davis	2005-pres.	38	929	24.45
4. Markeith Cooper	1996-99	45	1077	23.93
5. Tim Carter	1998-01	40	956	23.90
6. Joe Cribbs	1976-79	22	507	23.05
7. Devin Aromashodu	2002-05	38	860	22.63
8. Herbert Casey	1989-91	21	473	22.52
9. Mike Fuller	1973-74	21	472	22.48
10. Brent Fullwood	1983-86	32	706	22.06

Rushing Yardage

Player	Seasons	Att	Avg	Yards
1. Bo Jackson	1982-85	650	6.62	4303
2. Carnell Williams	2001-04	741	5.17	3831
3. James Brooks	1977-80	621	5.67	3523
4. Joe Cribbs	1976-79	657	5.13	3368
5. Stephen Davis	1993-95	488	5.76	2811

13. Secdrick McIntyre	1973-76	462	4.31	1992
14. Fob James	1952-55	317	6.03	1913
15. Phil Gargis	1973-76	456	4.13	1884
16. Ben Tate	2006-pres.	369	4.87	1796
17. Tommie Agee	1983-86	356	4.87	1735
18. Jimmy Sidle	1962-64	326	5.22	1703
19. Joe Childress	1953-55	321	5.19	1667
20. Curtis Kuykendall	1944-45	217	7.46	1619
21. Brad Lester	2004-pres.	335	4.73	1586
22. Rudi Johnson	2000	324	4.84	1567
23. Terry Henley	1970-72	343	4.47	1534
23. Tommy Lorino	1956-58	227	6.55	1486
25. Monk Gafford	1940-42	221	6.40	1414
26. Mitzi Jackson	1973-75	243	5.65	1373
27. William Andrews	1976-78	267	5.04	1347
28. Ed Dyas	1958-60	261	4.97	1298
29. Tom Bryan	1964-66	265	4.32	1144
30. George Peoples	1978-81	239	4.54	1085
31. Tucker Frederickson	1962-64	260	4.15	1079
32. Bobby Hoppe	1955-57	194	5.56	1078
33. Charlie Hataway	1951-53	282	3.74	1055

Rushing Touchdowns

Player	Seasons	Att	Yards	Avg	TD
1. Carnell Williams	2001-04	741	3831	5.17	45
2. Bo Jackson	1982-85	650	4303	6.62	43
3. Joe Cribbs	1976-79	657	3368	5.13	34
4. Stephen Davis	1993-95	488	2811	5.76	30
5. Ronnie Brown	2000-04	513	2707	5.28	29
6. Brent Fullwood	1983-86	390	2789	7.15	24
James Brooks	1977-80	621	3523	5.67	24
8. Reggie Ware	1984-87	231	768	3.32	23
9. Brad Lester	2004-pres.	333	1586	4.73	18
James Bostic	1991-93	396	2084	5.26	18
Pat Sullivan	1969-71	151	560	3.71	18
Fob James	1952-55	317	1913	6.03	18
Travis Tidwell	1946-49	440	1006	2.29	18

Auburn Career Records Update

Receptions

Player	Seasons	Yards	Avg	Rec
1. Courtney Taylor	2003-06	2098	13.71	153
2. Karsten Bailey	1995-98	2174	14.49	150
3. Terry Beasley	1969-71	2507	17.78	141
4. Tyrone Goodson	1993-97	2283	16.79	136
5. Frank Sanders	1991-94	1998	16.51	121
6. Rodgeriqus Smith	2004-pres.	1450	14.08	103
7. Greg Taylor	1987-90	1217	11.93	102
8. Freddy Weygand	1984-88	1946	19.66	99
9. Ben Obomanu	2002-05	1313	13.54	97
10. Thomas Bailey	1991-94	1243	13.37	93
Lawyer Tillman	1985-88	1808	19.44	93
12. Clifton Robinson	1997-00	1167	12.82	91
13. Ronney Daniels	1999-00	1446	16.07	90
14. Freddie Hyatt	1965-67	1396	15.86	88
15. Willie Gosha	1993-96	1048	12.33	85

Receiving Yardage

Player	Seasons	Rec	Yards
1. Terry Beasley	1969-71	141	2507
2. Tyrone Goodson	1993-97	136	2283
3. Karsten Bailey	1995-98	150	2174
4. Courtney Taylor	2003-06	153	2098
5. Frank Sanders	1991-94	121	1998
6. Freddy Weygand	1984-88	99	1946
7. Lawyer Tillman	1985-88	93	1808
8. Byron Franklin	1977-80	74	1573
9. Rodgeriqus Smith	2004-pres.	103	1450
10. Ronney Daniels	1999-00	90	1446
11. Freddie Hyatt	1965-67	88	1396
12. Devin Aromashodu	2002-05	71	1333
13. Alexander Wright	1986-89	56	1320
14. Ben Obomanu	2002-05	97	1313
15. Thomas Bailey	1991-94	93	1243
16. Greg Taylor	1987-90	102	1217
17. Clifton Robinson	1997-00	91	1167
18. Tim Christian	1966-68	78	1126
19. Willie Gosha	1993-96	85	1048
20. Marcel Willis	1999-02	81	1022
21. Jimmy Phillips	1955-57	52	1012

Field Goal Percentage (Min. 10 Made)

Player	Seasons	FGM	FGA	Pct
1. Scott Etheridge	1992-93	34	43	.791
2. Matt Hawkins	1994-95	26	33	.788
3. Win Lyle	1987-89	45	59	.763
4. Jaret Holmes	1996-97	27	37	.730
5. John Vaughn	2003-06	50	69	.725
6. Ed Dyas	1958-60	17	24	.708
7. Wes Byrum	2007-pres.	22	32	.688
8. Gardner Jett	1970-72	23	34	.676
9. Jim Von Wyl	1990-91	32	48	.667
Robert McGinty	1984	12	18	.667

2008 Auburn Football Statistics

RECORD.....	OVERALL	HOME	AWAY	NEUTRAL
ALL GAMES	4-2	3-1	1-1	0-0
CONFERENCE	2-2	1-1	1-1	0-0
NON-CONFERENCE	2-0	2-0	0-0	0-0

DATE	OPPONENT	W/L	SCORE	ATTEND
08/30/2008	ULM	W	34-0	87,451
09/06/2008	SOUTHERN MISS	W	27-13	87,451
09/13/2008	at Mississippi State*	W	3-2	52,911
09/20/2008	LSU*	L	21-26	87,451
09/27/2008	TENNESSEE*	W	14-12	87,451
10/04/2008	at Vanderbilt*	L	13-14	38,773

TEAM STATISTICS	AU	OPP
SCORING.....	112	67
Points Per Game	18.7	11.2
FIRST DOWNS	101	82
Rushing	52	29
Passing	41	44
Penalty	8	9
RUSHING YARDAGE	891	567
Yards gained rushing	1068	724
Yards lost rushing	177	157
Rushing Attempts.....	250	190
Average Per Rush.....	3.6	3.0
Average Per Game	148.5	94.5
TDs Rushing	5	1
PASSING YARDAGE	964	926
Att-Comp-Int	170-93-6	197-101-5
Average Per Pass.....	5.7	4.7
Average Per Catch	10.4	9.2
Average Per Game	160.7	154.3
TDs Passing.....	5	7
TOTAL OFFENSE	1855	1493
Total Plays	420	387
Average Per Play	4.4	3.9
Average Per Game	309.2	248.8
KICK RETURNS: #-Yards.....	13-247	22-451
PUNT RETURNS: #-Yards	11-201	20-150
INT RETURNS: #-Yards	5-24	6-41
KICK RETURN AVERAGE	19.0	20.5
PUNT RETURN AVERAGE	18.3	7.5
INT RETURN AVERAGE	4.8	6.8
FUMBLES-LOST	12-6	12-4
PENALTIES-Yards	47-352	29-246
Average Per Game	58.7	41.0
PUNTS-Yards	45-1853	53-2135
Average Per Punt	41.2	40.3
Net punt average	37.0	34.6
TIME OF POSSESSION/Game.....	30:31	29:29
3RD-DOWN Conversions	27/91	17/93
3rd-Down Pct	30%	18%
4TH-DOWN Conversions	3/6	4/9
4th-Down Pct	50%	44%
SACKS BY-Yards	13-64	12-79
MISC YARDS	0	-15
TOUCHDOWNS SCORED	14	8
FIELD GOALS-ATTEMPTS	5-9	4-11
ON-SIDE KICKS	0-0	1-1
RED-ZONE SCORES.....	13-20 65%	8-11 73%
RED-ZONE TOUCHDOWNS	9-20 45%	6-11 55%
PAT-ATTEMPTS	13-14 93%	5-5 100%
ATTENDANCE	349804	91684
Games/Avg Per Game	4/87451	2/45842
Neutral Site Games.....		0/0

SCORE BY QUARTERS	1st	2nd	3rd	4th	Total
Auburn	34	41	20	17	112
Opponents	3	13	27	24	67

RUSHINGGP	Att	Gain	Loss	Net	Avg	TD	Long	Avg/G
Ben Tate6	113	545	44	501	4.4	2	49	83.5
Brad Lester5	44	195	9	186	4.2	1	15	37.2
Kodi Burns4	20	96	18	78	3.9	1	23	19.5
Eric Smith6	13	76	2	74	5.7	0	19	12.3
Mario Fannin6	11	63	1	62	5.6	0	19	10.3
Tristan Davis4	8	44	0	44	5.5	1	13	11.0
Robert Dunn6	3	6	7	-1	-0.3	0	6	-0.2
TEAM4	9	0	15	-15	-1.7	0	0	-3.8
Chris Todd6	29	43	81	-38	-1.3	0	12	-6.3
Total6	250	1068	177	891	3.6	5	49	148.5
Opponents6	190	724	157	567	3.0	1	31	94.5

PASSINGG	Effic	Att-Cmp-Int	Pct	Yds	TD	Lng	Avg/G
Chris Todd6	112.22	83-146-5	56.8	885	5	58	147.5
Kodi Burns4	60.98	10-24-1	41.7	79	0	24	19.8
Robert Dunn6	0.00	0-0-0	0.0	0	0	0	0.0
Total6	104.99	93-170-6	54.7	964	5	58	160.7
Opponents6	97.40	101-197-5	51.3	926	7	39	154.3

RECEIVINGG	No.	Yds	Avg	TD	Long	Avg/G
Rodgeriqu Smith6	19	184	9.7	1	33	30.7
Robert Dunn5	15	172	11.5	2	29	34.4
Montez Billings5	12	140	11.7	0	31	28.0
Mario Fannin6	11	109	9.9	1	28	18.2
Ben Tate6	9	76	8.4	0	27	12.7
Tommy Trott6	7	71	10.1	0	24	11.8
Brad Lester5	6	21	3.5	0	13	4.2
Chris Slaughter3	5	20	4.0	1	8	6.7
Quindarius Carr6	3	42	14.0	0	28	7.0
Tim Hawthorne6	2	87	43.5	0	58	14.5
Tristan Davis4	1	20	20.0	0	20	5.0
Terrell Zachery6	1	17	17.0	0	17	2.8
James Swinton5	1	4	4.0	0	4	0.8
Eric Smith6	1	1	1.0	0	1	0.2
Total6	93	964	10.4	5	58	160.7
Opponents6	101	926	9.2	7	39	154.3

PUNT RETURNS	No.	Yds	Avg	TD	Long
Robert Dunn	9	193	21.4	1	66
Chris Slaughter	1	2	2.0	0	2
Jerraud Powers	1	6	6.0	0	6
Total	11	201	18.3	1	66
Opponents	20	150	7.5	0	40

INTERCEPTIONS	No.	Yds	Avg	TD	Long
Jerraud Powers	2	0	0.0	0	0
Walter McFadden	1	0	0.0	0	0
Gabe McKenzie	1	24	24.0	1	24
Zac Etheridge	1	0	0.0	0	0
Total	5	24	4.8	1	24
Opponents	6	41	6.8	0	38

KICK RETURNS	No.	Yds	Avg	TD	Long
Tristan Davis	7	131	18.7	0	35
Mario Fannin	4	87	21.8	0	24
Ben Tate	1	11	11.0	0	11
Philip Pierre-Louis	1	18	18.0	0	18
Total	13	247	19.0	0	35
Opponents	22	451	20.5	0	38

FUMBLE RETURNS	No.	Yds	Avg	TD	Long
Michael Goggans	1	9	9.0	1	9
Craig Stevens	1	6	6.0	0	6
Jake Ricks	0	0	0.0	1	0
Total	2	15	7.5	2	9
Opponents	0	0	0.0	0	0

2008 Auburn Football Statistics

SCORING	TD	FGs	PATs					DXP	Saf	Points
			Kick	Rush	Rcv	Pass	Pass			
Wes Byrum	.0	5-9	13-14	0-0	0	0-0	0	0	28	
Robert Dunn	.3	0-0	0-0	0-0	0	0-0	0	0	18	
Ben Tate	.2	0-0	0-0	0-0	0	0-0	0	0	12	
Brad Lester	.1	0-0	0-0	0-0	0	0-0	0	0	6	
Chris Slaughter	.1	0-0	0-0	0-0	0	0-0	0	0	6	
Rodgeriquus Smith	.1	0-0	0-0	0-0	0	0-0	0	0	6	
Kodi Burns	.1	0-0	0-0	0-0	0	0-0	0	0	6	
Tristan Davis	.1	0-0	0-0	0-0	0	0-0	0	0	6	
Jake Ricks	.1	0-0	0-0	0-0	0	0-0	0	0	6	
Gabe McKenzie	.1	0-0	0-0	0-0	0	0-0	0	0	6	
Mario Fannin	.1	0-0	0-0	0-0	0	0-0	0	0	6	
Michael Goggans	.1	0-0	0-0	0-0	0	0-0	0	0	6	
Total	.14	5-9	13-14	0-0	0	0-0	0	0	112	
Opponents	.8	4-11	5-5	0-0	0	0-3	0	1	67	

TOTAL OFFENSE	.G	Plays	Rush	Pass	Total	Avg/G
Chris Todd	.6	175	-38	885	847	141.2
Ben Tate	.6	113	501	0	501	83.5
Brad Lester	.5	44	186	0	186	37.2
Kodi Burns	.4	44	78	79	157	39.2
Eric Smith	.6	13	74	0	74	12.3
Mario Fannin	.6	11	62	0	62	10.3
Tristan Davis	.4	8	44	0	44	11.0
Robert Dunn	.5	3	-1	0	-1	-0.2
TEAM	.4	9	-15	0	-15	-3.8
Total	.6	420	891	964	1855	309.2
Opponents	.6	387	567	926	1493	248.8

FIELD GOALS	FGM-FGA	Pct	01-19	20-29	30-39	40-49	50-99	Lg	Blk
Wes Byrum	.5-9	55.6	1-1	1-2	2-4	0-1	1-1	52	0

FG SEQUENCE	Auburn	OPPONENTS
ULM	(33),32,(19)	39,45
Southern Miss	(52),(23)	44
Mississippi State	(35),42,22	38
LSU	--	(46), 50, (32)
Tennessee	35	(47), (35)
Vanderbilt	--	40, 49

Numbers in parentheses indicate field goal was made.

PUNTING	No.	Yds	Avg	Long	TB	FC	I20	Blkd
Clinton Durst	.37	1588	42.9	58	2	10	11	1
Ryan Shoemaker	.7	248	35.4	51	0	1	2	0
TEAM	.1	17	17.0	17	0	0	0	0
Total	.45	1853	41.2	58	2	11	13	1
Opponents	.53	2135	40.3	59	5	15	17	0

KICKOFFS	No.	Yds	Avg	TB	OB	Retn	Net	YdLn
Morgan Hull	.14	862	61.6	2	1			
Wes Byrum	.12	771	64.2	0	1			
Total	.26	1633	62.8	2	2	451	43.9	26
Opponents	.17	1078	63.4	4	0	247	44.2	25

ALL PURPOSE	.G	Rush	Rec	PR	KOR	IR	Tot	Avg/G
Ben Tate	.6	501	76	0	11	0	588	98.0
Robert Dunn	.5	-1	172	193	0	0	364	72.8
Mario Fannin	.6	62	109	0	87	0	258	43.0
Brad Lester	.5	186	21	0	0	0	207	41.4
Tristan Davis	.4	44	20	0	131	0	195	48.8
Rodgeriquus Smith	.6	0	184	0	0	0	184	30.7
Montez Billings	.5	0	140	0	0	0	140	28.0
Tim Hawthorne	.6	0	87	0	0	0	87	14.5
Kodi Burns	.4	78	0	0	0	0	78	19.5
Eric Smith	.6	74	1	0	0	0	75	12.5
Tommy Trott	.6	0	71	0	0	0	71	11.8
Quindarius Carr	.6	0	42	0	0	0	42	7.0
Gabe McKenzie	.6	0	0	0	0	24	24	4.0
Chris Slaughter	.3	0	20	2	0	0	22	7.3
Philip Pierre-Louis	.1	0	0	0	18	0	18	18.0
Terrell Zachery	.6	0	17	0	0	0	17	2.8
Jerraud Powers	.6	0	0	6	0	0	6	1.0
James Swinton	.5	0	4	0	0	0	4	0.8
TEAM	.4	-15	0	0	0	0	-15	-3.8
Chris Todd	.6	-38	0	0	0	0	-38	-6.3
Total	.6	891	964	201	247	24	2327	387.8
Opponents	.6	567	926	150	451	41	2135	355.8

2008 Auburn Football Statistics

Defensive Statistics

DEFENSIVE LEADERS	GP	-----Tackles-----			TFL/Yds	-Sacks- No-Yards	-----Pass Def-----			----Fumbles----		Bikd Kick	Saf
		Solo	Ast	Total			Int-Yds	BrUp	QBH	Rcv-Yds	FF		
4 Zac Etheridge	.6	15	16	31	1.0-6	.	1-0	1	
26 Mike McNeil	.6	19	11	30	2.0-7	1.0-4	
8 Jerraud Powers	.6	17	9	26	.	.	2-0	3	1	.	.	.	
52 Antonio Coleman	.6	16	8	24	7.0-32	4.0-24	.	.	7	.	1	.	
55 Merrill Johnson	.6	16	7	23	5.0-11	1.0-6	.	1	2	.	1	.	
17 Josh Bynes	.6	9	13	22	1	.	.	.	
59 Chris Evans	.6	13	8	21	1.0-2	.	.	3	
94 Sen'Derrick Marks	.6	12	9	21	8.0-27	2.0-7	.	2	2	.	.	.	
46 Craig Stevens	.6	13	7	20	.	.	.	2	.	1-6	.	.	
10 Tray Blackmon	.5	13	7	20	2.0-4	2.0-4	.	.	2	.	.	.	
15 Neiko Thorpe	.6	12	4	16	.	.	.	4	.	.	1	.	
49 Michael Goggans	.6	9	5	14	2.0-5	.	.	.	4	1-9	.	.	
99 Tez Doolittle	.6	7	7	14	3.5-9	0.5-3	.	1	2	.	.	.	
6 Walter McFadden	.6	9	4	13	1.0-5	.	1-0	4	
98 Zach Clayton	.5	10	.	10	5.0-21	2.0-16	
45 Antoine Carter	.6	5	4	9	1.5-1	0.5-0	.	.	5	.	.	.	
93 Mike Blanc	.6	5	4	9	1.5-1	.	.	.	2	.	.	.	
83 Gabe McKenzie	.6	5	3	8	0.5-1	.	1-24	
39 Spencer Pybus	.6	3	3	6	1	1-0	.	.	
60 Robert Shiver	.6	3	2	5	
56 Courtney Harden	.6	.	5	5	.	.	.	1	
25 D'Antoine Hood	.6	2	2	4	
11 Mike Slade	.6	1	3	4	
91 Jake Ricks	.6	1	2	3	1.0-4	1-0	.	1	
89 Darvin Adams	.6	2	1	3	
20 Drew Cole	.5	1	2	3	
5 Tommy Trott	.6	1	1	2	
80 Rodgeriqu Smith	.6	2	.	2	
50 Ryan Pugh	.6	1	.	1	
3 Robert Dunn	.5	1	.	1	
31 Adam Herring	.6	1	.	1	
44 Ben Tate	.6	.	1	1	
18 Kodi Burns	.4	1	.	1	
32 Eric Smith	.6	1	.	1	
Total	.6	226	148	374	42-136	13-64	5-24	22	29	4-15	3	1	
Opponents	.6	246	172	418	46.0-168	12-79	6-41	18	38	6-0	7	1	

Special Teams Tackles

SPECIAL TEAMS	-----Tackles-----		
	Solo	Ast	Total
15 Neiko Thorpe	4	1	5
52 Antonio Coleman	3	2	5
60 Robert Shiver	3	2	5
8 Jerraud Powers	2	2	4
26 Mike McNeil	3	0	3
39 Spencer Pybus	2	1	3
55 Merrill Johnson	2	1	3
89 Darvin Adams	2	1	3
20 Drew Cole	1	2	3
11 Mike Slade	1	1	2
59 Chris Evans	1	1	2
56 Courtney Harden	0	2	2
6 Walter McFadden	1	0	1
25 D'Antoine Hood	1	0	1
31 Adam Herring	1	0	1
32 Eric Smith	1	0	1
50 Ryan Pugh	1	0	1
4 Zac Etheridge	0	1	1
5 Tommy Trott	0	1	1
10 Tray Blackmon	0	1	1
44 Ben Tate	0	1	1

2008 Scoring Summaries

Plays	Yards	TOP	Qtr	Scoring Play
LOUISIANA-MONROE				
--	--	--	1	M. Goggans 9-yard fumble recovery
--	--	--	1	R. Dunn 66-yard punt return
8	63	2:14	2	W. Byrum 33-yard field goal
3	30	0:52	3	B. Lester 3-yard run
12	77	4:15	3	W. Byrum 19-yard field goal
8	78	3:11	4	C. Slaughter 3-yard pass from C. Todd
SOUTHERN MISS				
6	26	2:04	2	B. Tate 1-yard run
7	76	2:34	2	T. Davis 13-yard run
4	-2	0:46	3	W. Byrum 52-yard field goal
12	75	3:17	3	K. Burns 1-yard run
10	70	4:42	4	W. Byrum 23-yard field goal
MISSISSIPPI STATE				
8	39	3:14	2	W. Byrum 35-yard field goal
LSU				
8	69	2:46	2	B. Tate 1-yard run
--	--	--	2	G. McKenzie 24-yard interception return
5	74	1:47	4	R. Dunn 15-yard pass from C. Todd
TENNESSEE				
11	69	5:44	1	R. Dunn 18-yard pass from C. Todd
--	--	--	2	J. Ricks 0-yard fumble recovery
VANDERBILT				
9	49	2:59	1	R. Smith 7-yard pass from C. Todd
2	27	0:49	1	M. Fannin 28-yard pass from C. Todd

Average Scoring Drive: Plays: 7.5 Yards: 54.7 Time: 2:45

2008 Starting Lineups

Offense

	WR	TE	LT	LG	C	RG	RT	WR	WR	QB	TB
LOUISIANA-MONROE	R. Smith	Trott	Ziamba	Green	Bosley	Isom	Pugh	Douglas (RB)	Swinton	Burns	Lester
SOUTHERN MISS	R. Smith	Trott	Ziamba	Green	Pugh	Isom	Bosley	E. Smith (RB)	Billings	Todd	Lester
at Mississippi State	Fannin	Trott	Ziamba	Green	Pugh	Isom	Bosley	Dunn	Billings	Todd	Lester
LSU	Dunn	Trott	Ziamba	Green	Pugh	Isom	Bosley	Davis (RB)	Billings	Todd	Lester
TENNESSEE	R. Smith	Trott	Ziamba	Green	Pugh	Isom	Bosley	Dunn	Billings	Todd	Tate
at Vanderbilt	R. Smith	Trott	Ziamba	Green	Pugh	Isom	Bosley	V. Smith (TE)	Billings	Todd	Tate
ARKANSAS											
at West Virginia											
at Ole Miss											
UT-MARTIN											
GEORGIA											
at Alabama											

Defense

	LE	DT	NG	RE	LB	LB	LB	CB	SS	FS	CB
LOUISIANA-MONROE	Goggans	Marks	Blanc	Coleman	Stevens	Blackmon	Johnson	McFadden	McNeil	Etheridge	Powers
SOUTHERN MISS	Goggans	Marks	Blanc	Coleman	Stevens	Blackmon	Johnson	McFadden	McNeil	Etheridge	Powers
at Mississippi State	Goggans	Marks	Blanc	Coleman	Stevens	Blackmon	Evans	McFadden	McNeil	Etheridge	Powers
LSU	Goggans	Marks	Blanc	Coleman	Stevens	Blackmon	Johnson	McFadden	McNeil	Etheridge	Powers
TENNESSEE	Goggans	Marks	Doolittle	Coleman	Stevens	Bynes	Evans	McFadden	McNeil	Etheridge	Powers
at Vanderbilt	Goggans	Marks	Doolittle	Coleman	Stevens	Bynes	Johnson	McFadden	McNeil	Etheridge	Powers
ARKANSAS											
at West Virginia											
at Ole Miss											
UT-MARTIN											
GEORGIA											
at Alabama											

2008 Game-By-Game Team Statistics

Game	Score	First Downs		Rushing No-Yds-TD	Passing			Total Off. Pl-Yds	Punts No-Avg	Fum. F/L	Penalties No-Yds	3rd Dns	Time of Poss
		Tot	Ru-Pa-Pe		C-A-I	Yds	TD						
Louisiana-Monroe at Auburn	0 34	12 19	3-8-1 16-3-0	30-84-0 46-321-1	20-38-0 13-27-1	136 85	0 1	68-220 73-406	11-39.3 7-43.4	2/2 0/0	4-20 7-55	2-18 5-15	31:09 28:51
Southern Miss at Auburn	13 27	20 22	4-14-2 5-15-2	27-37-0 41-132-3	33-50-2 21-34-1	268 248	2 0	77-305 75-380	8-40.0 5-44.2	4/1 5/3	8-76 6-53	1-14 4-12	29:40 30:20
at Mississippi State Auburn	2 3	6 14	1-4-1 9-5-0	30-38-0 45-161-0	10-25-1 14-26-0	78 154	0 0	55-116 71-315	10-38.1 8-40.2	1/0 3/3	4-23 12-94	0-14 3-16	27:47 32:13
LSU at Auburn	26 21	20 16	11-9-0 6-7-3	38-178-0 36-70-1	14-29-1 17-32-2	220 250	3 1	67-398 68-320	6-48.3 7-35.7	3/0 1/0	5-55 2-10	4-14 4-14	31:00 29:00
Tennessee at Auburn	12 14	9 15	6-2-1 5-8-2	33-124-1 38-97-0	8-24-0 18-29-1	67 129	0 1	57-191 67-226	10-39.9 9-43.7	1/1 1/0	3-35 9-59	4-16 6-18	27:15 32:45
at Vanderbilt Auburn	14 13	15 15	4-7-4 11-3-1	32-106-0 44-110-0	16-31-1 10-22-1	157 98	2 2	63-263 66-208	8-39.1 9-40.6	1/0 2/0	5-37 11-81	6-17 5-16	30:03 29:57
Arkansas at Auburn													
at West Virginia Auburn													
at Ole Miss Auburn													
Tennessee-Martin at Auburn													
Georgia at Auburn													
at Alabama Auburn													

Miscellaneous Statistics

Average Time of Possession (by Quarter)

	<u>1</u>	<u>2</u>	<u>3</u>	<u>4</u>	<u>Total</u>
AUBURN	7:59	6:54	8:02	7:35	30:31
Opponent	7:01	8:05	6:58	7:24	29:29

Third Down Conversions (by Quarter)

	<u>1</u>	<u>2</u>	<u>3</u>	<u>4</u>	<u>Total</u>
AUBURN	10 of 23	5 of 20	6 of 25	6 of 23	27 of 91
<i>Pct.</i>	43.5	25.0	24.0	26.1	29.7
Opponents	3 of 20	5 of 26	6 of 21	3 of 26	17 of 93
<i>Pct.</i>	15.0	19.2	28.6	11.5	18.3

Third Down Conversions (by Yardage)

<u>Yards to go</u>	<u>1-3</u>	<u>4-6</u>	<u>7-10</u>	<u>11+</u>	<u>Total</u>
AUBURN	10 of 20	6 of 17	8 of 23	3 of 31	27 of 91
<i>Pct.</i>	50.0	35.3	34.8	9.7	29.7
Opponents	4 of 13	5 of 25	4 of 36	4 of 19	17 of 93
<i>Pct.</i>	30.8	20.0	11.1	21.0	14.5

Turnovers

Takeaways — 9, Giveaways — 12
 Difference — -3
 Points Off TOs — AU 35, Opp. 20
 Points Off TOs/Game — AU 5.8, Opp. 3.3

Kickoffs

Kickoffs — 26
 Hull — 14 KO, 2 TB, 1 OB
 Byrum — 12 KO, 0 TB, 1 OB
 Touchbacks — 2
 Out of Bounds — 2
 Opp. Returns — 22 for 451 yards (20.5)
 On-side kicks — 0-for-0

Red Zone

AU Scores/Times in Red Zone: 13/20 (.650)
 AU TDs/Times in Red Zone: 9/20 (.450)
 Scores (13): 9 TD, 4 FG
 Non-Scores (7): 3 Missed FG, 2 Fumbles, 2 Downs
 Opp. Scores/Times in Red Zone: 8/11 (.727)
 Opp. TDs/Times in Red Zone: 6/11 (.545)
 Scores (8): 6 TD, 2 FG
 Non-Scores (3): 2 Missed FG, Downs

2008 Game-By-Game Individual Statistics

Rushing

<u>No.-Yds, TD</u>	<u>#18 Burns</u>	<u>#9 Davis</u>	<u>#27 Fannin</u>	<u>#1 Lester</u>	<u>#32 Smith</u>	<u>#44 Tate</u>	<u>#12 Todd</u>
LOUISIANA-MONROE	6-69, 0	DNP	2-21, 0	14-52, 1	9-66, 0	13-115, 0	2-(-2), 0
SOUTHERN MISS	2-(-1), 1	2-15, 1	1-3, 0	12-45, 0	2-8, 0	15-71, 1	2-(-11), 0
at Mississippi State	DNP	5-29, 0	1-12, 0	9-51, 0	0-0, 0	20-92, 0	7-(-19), 0
LSU	DNP	0-0, 0	0-0, 0	7-26, 0	0-0, 0	19-45, 1	10-(-1), 0
TENNESSEE	8-16, 0	DNP	4-18, 0	DNP	2-0, 0	19-70, 0	2-6, 0
at Vanderbilt	4-(-6), 0	1-0, 0	3-8, 0	2-12, 0	0-0, 0	27-108, 0	6-(-11), 0
ARKANSAS							
at West Virginia							
at Ole Miss							
TENNESSEE-MARTIN							
GEORGIA							
at Alabama							

Receiving

<u>No.-Yds, TD</u>	<u>#84 Billings</u>	<u>#3 Dunn</u>	<u>#27 Fannin</u>	<u>#13 Hawthorne</u>	<u>#23 Slaughter</u>	<u>#80 Smith</u>	<u>#5 Trott</u>
LOUISIANA-MONROE	DNP	0-0, 0	1-0, 0	0-0, 0	4-13, 1	5-57, 0	0-0, 0
SOUTHERN MISS	3-30, 0	2-21, 0	3-22, 0	0-0, 0	DNP	1-21, 0	3-44, 0
at Mississippi State	3-68, 0	3-37, 0	1-2, 0	0-0, 0	DNP	2-8, 0	0-0, 0
LSU	3-26, 0	4-60, 1	0-0, 0	2-87, 0	DNP	5-73, 0	0-0, 0
TENNESSEE	3-16, 0	6-54, 1	3-29, 0	0-0, 0	0-0, 0	2-7, 0	3-19, 0
at Vanderbilt	0-0, 0	DNP	3-56, 1	0-0, 0	1-7, 0	4-18, 1	1-8, 0
ARKANSAS							
at West Virginia							
at Ole Miss							
TENNESSEE-MARTIN							
GEORGIA							
at Alabama							

<u>No.-Yds, TD</u>	<u>#85 Carr</u>	<u>#82 Swinton</u>	<u>#1 Lester</u>	<u>#44 Tate</u>
LOUISIANA-MONROE	1-6, 0	1-4, 0	0-0, 0	1-5, 0
SOUTHERN MISS	1-8, 0	DNP	2-13, 0	3-51, 0
at Mississippi State	1-28, 0	0-0, 0	2-6, 0	2-5, 0
LSU	0-0, 0	0-0, 0	2-2, 0	1-2, 0
TENNESSEE	0-0, 0	0-0, 0	DNP	1-4, 0
at Vanderbilt	DNP	0-0, 0	0-0, 0	1-9, 0
ARKANSAS				
at West Virginia				
at Ole Miss				
TENNESSEE-MARTIN				
GEORGIA				
at Alabama				

Passing

<u>C-A-Yds-Int, TD</u>	<u>#18 Burns</u>	<u>#12 Todd</u>
LOUISIANA-MONROE	4-9-15-0, 0	9-18-70-1, 1
SOUTHERN MISS	0-3-0-1, 0	21-31-248-0, 0
at Mississippi State	DNP	14-26-154-0, 0
LSU	DNP	17-32-250-2, 1
TENNESSEE	4-6-36-0, 0	14-23-93-1, 1
at Vanderbilt	2-6-28-0, 0	8-16-70-1, 2
ARKANSAS		
at West Virginia		
at Ole Miss		
TENNESSEE-MARTIN		
GEORGIA		
at Alabama		

Field Goals

<u>Made. (Missed)</u>	<u>#18 Byrum</u>
LOUISIANA-MONROE	33, (32), 19
SOUTHERN MISS	52, 23
at Mississippi State	35, (42), (22)
LSU	--
TENNESSEE	(35)
at Vanderbilt	--
ARKANSAS	
at West Virginia	
at Ole Miss	
TENNESSEE-MARTIN	
GEORGIA	
at Alabama	

Punting

<u>No.-Avg. In 20</u>	<u>#21 Shoemaker</u>	<u>#97 Durst</u>
LOUISIANA-MONROE	DNP	7-43.4, 4
SOUTHERN MISS	DNP	5-44.2, 0
at Mississippi State	DNP	7-43.6, 3
LSU	7-35.4, 2	DNP
TENNESSEE	DNP	9-43.7, 2
at Vanderbilt	DNP	9-40.6, 2
ARKANSAS		
at West Virginia		
at Ole Miss		
TENNESSEE-MARTIN		
GEORGIA		
at Alabama		

2008 Game-By-Game Individual Statistics

Defensive Linemen

<u>Solo+Ast=Total</u>	<u>#93 Blanc</u>	<u>#98 Clayton</u>	<u>#52 Coleman</u>	<u>#99 Doolittle</u>	<u>#49 Goggans</u>	<u>#94 Marks</u>	<u>#83 McKenzie</u>
LOUISIANA-MONROE	0+0=0	2+0=2	4+1=5	2+1=3	1+1=2	2+0=2	1+1=2
SOUTHERN MISS	2+2=4	1+0=1	2+4=6	0+0=0	4+0=4	3+1=4	2+0=2
at Mississippi State	2+1=3	2+0=2	1+0=1	2+0=2	2+1=3	3+1=4	1+1=2
LSU	0+0=0	1+0=1	2+1=3	1+3=4	1+0=1	3+4=7	0+1=1
TENNESSEE	0+1=1	DNP	3+1=4	1+1=2	0+3=3	0+2=2	0+0=0
at Vanderbilt	1+0=1	4+0=4	4+1=5	1+2=3	1+0=1	1+1=2	1+0=1
ARKANSAS							
at West Virginia							
at Ole Miss							
TENNESSEE-MARTIN							
GEORGIA							
at Alabama							

Linebackers

<u>Solo+Ast=Total</u>	<u>#10 Blackmon</u>	<u>#17 Bynes</u>	<u>#59 Evans</u>	<u>#56 Harden</u>	<u>#55 Johnson</u>	<u>#46 Stevens</u>
LOUISIANA-MONROE	1+1=2	1+5=6	2+1=3	0+4=4	3+0=3	2+1=3
SOUTHERN MISS	2+1=3	0+1=1	1+3=4	0+1=1	2+4=6	3+1=4
at Mississippi State	5+1=6	2+0=2	3+0=3	0+0=0	1+0=1	3+1=4
LSU	4+4=8	0+0=0	3+2=5	0+0=0	4+1=5	2+3=5
TENNESSEE	DNP	6+5=11	3+2=5	0+0=0	2+1=3	3+1=4
at Vanderbilt	1+0=1	0+2=2	1+0=1	0+0=0	4+1=5	0+0=0
ARKANSAS						
at West Virginia						
at Ole Miss						
TENNESSEE-MARTIN						
GEORGIA						
at Alabama						

Defensive Backs

<u>Solo+Ast=Total</u>	<u>#4 Etheridge</u>	<u>#25 Hood</u>	<u>#6 McFadden</u>	<u>#26 McNeil</u>	<u>#8 Powers</u>	<u>#15 Thorpe</u>
LOUISIANA-MONROE	2+1=3	1+2=3	0+0=0	0+0=0	3+3=6	5+2=7
SOUTHERN MISS	2+3=5	1+0=1	4+1=5	2+4=6	6+2=8	1+0=1
at Mississippi State	1+0=1	0+0=0	4+0=4	2+0=2	4+0=4	0+0=0
LSU	3+5=8	0+0=0	1+0=1	7+1=8	3+1=4	2+0=2
TENNESSEE	2+4=6	0+0=0	0+0=0	2+3=5	1+2=3	3+1=4
at Vanderbilt	5+3=8	0+0=0	0+3=3	6+3=9	0+1=1	1+1=2
ARKANSAS						
at West Virginia						
at Ole Miss						
TENNESSEE-MARTIN						
GEORGIA						
at Alabama						

Others

<u>Solo+Ast=Total</u>	<u>#45 Carter</u>	<u>#20 Cole</u>	<u>#39 Pybus</u>	<u>#91 Ricks</u>	<u>#11 Slade</u>
LOUISIANA-MONROE	1+1=2	0+2=2	1+0=1	1+1=2	0+3=3
SOUTHERN MISS	1+0=1	1+0=1	0+0=0	0+0=0	0+0=0
at Mississippi State	0+0=0	0+0=0	0+0=0	0+0=0	1+0=1
LSU	1+0=1	0+0=0	0+0=0	0+0=0	0+0=0
TENNESSEE	1+2=3	DNP	1+2=3	0+0=0	0+0=0
at Vanderbilt	1+1=2	0+0=0	1+1=2	0+1=1	0+0=0
ARKANSAS					
at West Virginia					
at Ole Miss					
TENNESSEE-MARTIN					
GEORGIA					
at Alabama					

2008 Player Participation

Player	Pos.	2008 Games Played	2008 Starts	Career Games Played	Career Starts	Consec. Career Starts	Player	Pos.	2008 Games Played	2008 Starts	Career Games Played	Career Starts	Consec. Career Starts
Darvin Adams	WR	6	-	6	-	-	Eric Smith	RB	6	-	6	-	-
Harry Adams	DB	4	-	4	-	-	Rodgeriquus Smith	WR	6	4	39	30	2
Brian Anyadike	RB	-	-	2	-	-	Vance Smith	TE	6	1	6	1	1
Mike Berry	OL	6	-	12	3	-	Craig Stevens	LB	6	6	19	14	7
Montez Billings	WR	5	5	27	14	5	James Swinton	WR	5	1	26	1	-
Tray Blackmon	LB	5	4	20	17	-	Ben Tate	RB	6	2	28	9	2
Mike Blanc	DL	6	4	18	4	-	Patrick Tatum	P	-	-	7	-	-
Jason Bosley	OL	6	6	29	23	19	Christian Thompson	DB	6	-	6	-	-
Kodi Burns	QB	4	1	13	2	-	Neiko Thorpe	DB	6	-	6	-	-
Josh Bynes	LB	6	2	11	2	2	Jackson Timmerman	OL	1	-	2	-	-
Wes Byrum	K	6	-	19	-	-	Chris Todd	QB	6	5	6	5	5
Quindarius Carr	WR	5	-	5	-	-	Tommy Trott	TE	6	6	34	17	6
Antoine Carter	DE	6	-	19	-	-	Jonathan Vickers	DB	6	-	9	-	-
Neil Caudle	QB	1	-	2	-	-	Ryan Williams	DB	-	-	6	-	-
Wade Christopher	LB	-	-	2	-	-	Derek Winter	WR	2	-	2	-	-
Zach Clayton	DT	5	-	15	-	-	Terrell Zachery	WR	6	-	7	-	-
Drew Cole	DB	5	-	5	-	-	Lee Ziemba	OT	6	6	19	19	19
Antonio Coleman	DE	6	6	32	13	6							
Jared Cooper	OL	1	-	1	-	-							
Clayton Crofoot	H	6	-	6	-	-							
John Cubelic	WR	-	-	1	-	-							
Tristan Davis	RB	4	1	31	3	-							
Tez Doolittle	DT	6	2	28	2	2							
John Douglas	RB	1	1	1	1	-							
Robert Dunn	WR	5	3	37	6	-							
Clinton Durst	P	5	-	5	-	-							
Bart Eddins	OL	6	-	9	-	-							
Zac Etheridge	SS	6	6	21	18	9							
Chris Evans	LB	6	2	35	11	-							
Mario Fannin	RB	6	1	22	3	-							
Michael Goggans	DE	6	6	19	6	6							
Tyronne Green	OL	6	6	36	19	19							
Courtney Harden	LB	6	-	40	-	-							
Ryan Hastie	RB	1	-	1	-	-							
Tim Hawthorne	WR	6	-	19	3	-							
Adam Herring	LB	6	-	6	-	-							
D'Antoine Hood	DB	6	-	6	-	-							
Morgan Hull	K	4	-	6	-	-							
Byron Isom	OL	6	6	9	6	6							
Merrill Johnson	LB	6	4	39	14	1							
Brad Lester	RB	5	4	35	12	-							
Sen'Derrick Marks	DE	6	6	35	32	32							
Andrew McCain	OL	6	-	21	-	-							
Walter McFadden	DB	6	6	30	6	6							
Gabe McKenzie	TE	6	-	32	-	-							
Mike McNeil	DB	6	6	19	6	6							
Philip Pierre-Louis	WR	1	-	1	-	-							
Jerraud Powers	DB	6	6	32	19	19							
Ryan Pugh	OL	6	6	14	13	9							
Spencer Pybus	LB	6	-	6	-	-							
Chaz Ramsey	OL	-	-	10	10	-							
Jake Ricks	DT	6	-	25	-	-							
Aairon Savage	FS	-	-	19	15	-							
Jomarcus Savage	DL	1	-	1	-	-							
Robert Shiver	DS	6	-	32	-	-							
Ryan Shoemaker	P	1	-	13	-	-							
Mike Slade	DB	6	-	6	-	-							
Chris Slaughter	WR	3	-	15	-	-							
Brent Slusher	LB	-	-	2	-	-							

Top Ten Career Games Played (Active)

1. Courtney Harden 40
2. Merrill Johnson 39
3. Rodgeriquus Smith 39
4. Robert Dunn 37
5. Tyronne Green 36
6. Chris Evans 35
7. Brad Lester 35
8. Sen'Derrick Marks 35
9. Tommy Trott 34
10. Antonio Coleman 32
11. Gabe McKenzie 32
12. Jerraud Powers 32

Top Ten Career Games Started (Active)

1. Sen'Derrick Marks 32
2. Rodgeriquus Smith 30
3. Jason Bosley 23
4. Tyronne Green 19
5. Jerraud Powers 19
6. Lee Ziemba 19
7. Zac Etheridge 18
8. Tray Blackmon 17
9. Tommy Trott 17
10. Aairon Savage 15

Top Five Consecutive Starts (Active)

1. Sen'Derrick Marks 32
2. Jason Bosley 19
3. Tyronne Green 19
4. Jerraud Powers 19
5. Lee Ziemba 19

2008 Superlatives

Auburn Team Superlatives

Points Scored	34	vs. ULM (8/30)
Low	3	at Mississippi State (9/13)
First Downs	22	vs. Southern Miss (9/6)
Low	14	at Mississippi State (9/13)
Rushing Plays	46	vs. ULM (8/30)
Low	36	vs. LSU (9/20)
Net Rushing Yards	321	vs. ULM (8/30)
Low	70	vs. LSU (9/20)
Passes Attempted	34	vs. Southern Miss (9/6)
Low	22	at Vanderbilt (10/4)
Passes Completed	21	vs. Southern Miss (9/6)
Low	10	at Vanderbilt (10/4)
Had Intercepted	2	vs. LSU (9/20)
Low	0	at Mississippi State (9/13)
Net Passing Yards	250	vs. LSU (9/20)
Low	85	vs. ULM (8/30)
Total Offensive Plays	75	vs. Southern Miss (9/6)
Low	66	at Vanderbilt (10/4)
Total Net Offense	406	vs. ULM (8/30)
Low	208	at Vanderbilt (10/4)
Fumbles	5	vs. Southern Miss (9/6)
Low	0	vs. ULM (8/30)
Fumbles Lost	3	vs. Southern Miss (9/6)
Low	0	at Mississippi State (9/13)
		four times
		last at Vanderbilt (10/4)
Penalties	12	at Mississippi State (9/13)
Low	2	vs. LSU (9/20)
Penalty Yards	94	at Mississippi State (9/13)
Low	20	vs. LSU (9/20)

Auburn Individual Superlatives

Rushing Attempts	27	by Ben Tate at Vanderbilt (10/4)
Net Rushing Yards	115	by Ben Tate vs. ULM (8/30)
Rushing TDs	1	five times
		last by Ben Tate vs. LSU (9/20)
Pass Attempts	32	by Chris Todd vs. LSU (9/20)
Pass Completions	21	by Chris Todd vs. Southern Miss (9/6)
Had Intercepted	2	by Chris Todd vs. LSU (9/20)
Net Passing Yards	250	by Chris Todd vs. LSU (9/20)
Passing TDs	2	by Chris Todd at Vanderbilt (10/4)
Receptions	6	by Robert Dunn vs. Tennessee (9/27)
Receiving Yards	87	by Tim Hawthorne vs. LSU (9/20)
TD Receptions	1	five times
		last by Mario Fannin at Vanderbilt (10/4)
Punts	9	by Clinton Durst vs. Tennessee (9/27)
		by Clinton Durst at Vanderbilt (10/4)
Punt Average	44.2	by Clinton Durst vs. Southern Miss (9/6)
Punts Inside 20	4	by Clinton Durst vs. ULM (8/30)
Punt Returns	4	by Robert Dunn vs. Southern Miss (9/6)
Punt Return Yards	103	by Robert Dunn vs. Southern Miss (9/6)
Kickoff Returns	3	by Tristan Davis vs. LSU (9/20)
Kickoff Return Yards	42	by Tristan Davis at Vanderbilt (10/4)
FG Attempts	3	by Wes Byrum vs. ULM (8/30)
		by Wes Byrum at Mississippi St. (9/13)
FG Made	2	by Wes Byrum vs. ULM (8/30)
		by Wes Byrum vs. Southern Miss (9/6)
Interceptions	1	five times
		last by Jeraud Powers at Vanderbilt (10/4)
Interception Yards	24	by Gabe McKenzie vs. LSU (9/20)

Auburn Individual Long Plays

Rushing	49	by Ben Tate vs. ULM (8/30)
Passing	58	by Chris Todd vs. LSU (9/20)
Receiving	58	by Tim Hawthorne vs. LSU (9/20)
Field Goal	52	by Wes Byrum vs. Southern Miss (9/6)
Punt	58	by Clinton Durst vs. ULM (8/30)
Punt Return	66	by Robert Dunn vs. ULM (8/30)
Kickoff Return	35	by Tristan Davis at Mississippi St. (9/13)
Interception Return	24	by Gabe McKenzie vs. LSU (9/20)

Opponent Team Superlatives

Points Scored	26	by LSU (9/20)
Low	0	by ULM (8/30)
First Downs	20	by Southern Miss (9/6)
		by LSU (9/20)
Low	6	by Mississippi State (9/13)
Rushing Plays	38	by LSU (9/20)
Low	27	by Southern Miss (9/6)
Net Rushing Yards	178	by LSU (9/20)
Low	37	by Southern Miss (9/6)
Passes Attempted	50	by Southern Miss (9/6)
Low	24	by Tennessee (9/27)
Passes Completed	33	by Southern Miss (9/6)
Low	8	by Tennessee (9/27)
Had Intercepted	2	by Southern Miss (9/6)
Low	0	by ULM (8/30)
		by Tennessee (9/27)
Net Passing Yards	268	by Southern Miss (9/6)
Low	67	by Tennessee (9/27)
Total Offensive Plays	77	by Southern Miss (9/6)
Low	55	by Mississippi State (9/13)
Total Net Offense	398	by LSU (9/20)
Low	116	by Mississippi State (9/13)
Fumbles	4	by Southern Miss (9/6)
Low	1	by Tennessee (9/27)
		by Vanderbilt (10/4)
Fumbles Lost	2	by ULM (8/30)
Low	0	three times
		last by Vanderbilt (10/4)
Penalties	8	by Southern Miss (9/6)
Low	3	by Tennessee (9/27)
Penalty Yards	76	by Southern Miss (9/6)
Low	20	by ULM (8/30)

Opponent Individual Superlatives

Rushing Attempts	21	by Charles Scott of LSU (9/20)
Net Rushing Yards	132	by Charles Scott of LSU (9/20)
Rushing TDs	1	by Montario Hardesty of Tennessee (9/27)
Pass Attempts	50	by Austin Davis of Southern Miss (9/6)
Pass Completions	33	by Austin Davis of Southern Miss (9/6)
Had Intercepted	2	by Austin Davis of Southern Miss (9/6)
Net Passing Yards	268	by Austin Davis of Southern Miss (9/6)
Passing TDs	2	three times
		last by Mackenzi Adams of Vanderbilt (10/4)
Receptions	12	by Shawn Nelson of Southern Miss (9/6)
Receiving Yards	118	by Shawn Nelson of Southern Miss (9/6)
TD Receptions	2	by Shawn Nelson of Southern Miss (9/6)
Punts	10	three times
		last by Chad Cunningham of Tennessee (9/27)
Punt Average	48.3	by Brady Dalfrey of LSU (9/20)
Punts Inside 20	5	by Chad Cunningham of Tennessee (9/27)
Punt Returns	5	by Gerald Jones of Tennessee (9/27)
Punt Return Yards	68	by Gerald Jones of Tennessee (9/27)
Kickoff Returns	4	by Luther Ambrose of ULM (8/30)
Kickoff Return Yards	89	by Luther Ambrose of ULM (8/30)
FG Attempts	3	by Colt David of LSU (9/20)
FG Made	2	by Colt David of LSU (9/20)
		by Daniel Lincoln of Tennessee (9/27)
Interceptions	2	by Chris Hawkins of LSU (9/20)
Interception Yards	38	by Dennis Rogan of Tennessee (9/27)

Opponent Individual Long Plays

Rushing	31	by Charles Scott of LSU (9/20)
Passing	39	by Jarrett Lee of LSU (9/20)
Receiving	39	by Chris Mitchell of LSU (9/20)
Field Goal	47	by Daniel Lincoln of Tennessee (9/27)
Punt	59	by Brady Dalfrey of LSU (9/20)
Punt Return	40	by Gerald Jones of Tennessee (9/27)
Kickoff Return	38	by Derek Pegues of Mississippi State (9/13)
Interception Return	38	by Dennis Rogan of Tennessee (9/27)

2008 Plays Of 20+ Yards

Yards	Type	Player(s)	Opponent	Qtr.
58	pass	Tim Hawthorne from Chris Todd	LSU	4th
49	run	Ben Tate	ULM	2nd
39	run	Ben Tate	Mississippi State	4th
33	pass	Rodgeriquis Smith from Chris Todd	ULM	4th
31	pass	Montez Billings from Chris Todd	Mississippi State	3rd
30	pass	Montez Billings from Chris Todd	Mississippi State	2nd
30	pass	Rodgeriquis Smith from Chris Todd	LSU	1st
29	pass	Tim Hawthorne from Chris Todd	LSU	2nd
29	pass	Robert Dunn from Chris Todd	LSU	3rd
28 (TD)	pass	Mario Fannin from Chris Todd	Vanderbilt	1st
27	pass	Ben Tate from Chris Todd	Southern Miss	1st
24	pass	Tommy Trott from Chris Todd	Southern Miss	1st
24	pass	Mario Fannin from Kodi Burns	Vanderbilt	3rd
23	run	Kodi Burns	ULM	3rd
23	pass	Rodgeriquis Smith from Chris Todd	LSU	4th
21	pass	Rodgeriquis Smith from Chris Todd	Southern Miss	2nd
21	pass	Ben Tate from Chris Todd	Southern Miss	3rd
20	pass	Tristan Davis from Chris Todd	Southern Miss	3rd
20	run	Ben Tate	Southern Miss	4th
20	pass	Robert Dunn from Chris Todd	Mississippi State	3rd

Play Breakdown

BY PLAY

Pass.....	16
Run	4

BY GAME

Louisiana-Monroe	3
Southern Miss	6
at Mississippi State	4
LSU	5
Tennessee	0
at Vanderbilt	2
Arkansas	-
at West Virginia	-
at Ole Miss	-
Tennessee-Martin.....	-
Georgia.....	-
at Alabama	-

BY QUARTER

1st	4
2nd.....	4
3rd	7
4th	5

RUSHING

Ben Tate	3
Kodi Burns.....	1

PASSING

Chris Todd	15
Kodi Burns.....	1

RECEIVING

Rodgeriquis Smith	4
Montez Billings	2
Robert Dunn	2
Mario Fannin	2
Tim Hawthorne	2
Ben Tate	2
Tristan Davis	1
Tommy Trott.....	1

The Last Time ...

An Auburn Team

Had 35 First Downs... vs. Western Carolina, 2002 (37)
Had 30 First Downs... vs. Tennessee, 2004 (31)
Had 400 yards rushing... vs. Mississippi State, 2003 (405)
Had 300 yards rushing... vs. Louisiana-Monroe, 2008 (321)
Had 50 or more rushing attempts... vs. Arkansas, 2005 (52)
Had six or more rushing TDs... at Kentucky, 2005 (6)
Had five or more rushing TDs... vs. New Mexico State, 2007 (5)
Had four or more rushing TDs... vs. Vanderbilt, 2007 (4)
Had 350 or more yards passing... vs. Tennessee, 2004 (374)
Had 300 or more yards passing... vs. Georgia Tech, 2005 (342)
Had 50 or more pass attempts... vs. Mississippi State, 1997 (54)
Had 30 or more pass completions... vs. Arkansas, 1995 (34)
Had five TDs passing... vs. Louisiana Tech, 2001 (5)
Had four TDs passing... vs. Louisiana Tech, 2004 (4)
Had three TDs passing... vs. Tulane, 2006 (3)
Had 500 or more yards total offense... at Georgia, 2005 (506)
Had 80 or more total plays... vs. Clemson [Chick-fil-A], 2007 (90)
Scored 70 or more points... vs. Louisiana-Monroe, 2003 (73)
Scored 60 or more points... vs. Ball State, 2005 (63)
Scored 50 or more points... vs. New Mexico State, 2007 (55)
Scored 40 or more points... vs. New Mexico State, 2007 (55)
Had five or more fumbles... vs. Southern Miss (5)
Did not commit a turnover... at LSU, 2007
Had 200-yard rusher and 100-yard receiver in a game... vs. Syracuse, 2002 (Carnell Williams [202 rush] and Marcel Willis [113 receiving])
Had 150-yard rusher and 150-yard receiver in a game... at Arkansas, 2001 (Carnell Williams [177 rush] and Tim Carter [156 receiving])
Had 100-yard receiver and 100-yard rusher in a game... at Ole Miss, 2006 (Kenny Irons [106 rush], Courtney Taylor [108 rec])
Had two 100-yard rushers in a game... vs. New Mexico State, 2007 (Ben Tate [111] and Mario Fannin [103])
Had two 150-yard rushers in a game... vs. Mississippi State, 2003 (Brandon Jacobs [182] and Carnell Williams [164])
Had three 100-yard rushers in a game ... vs. Maryland, 1983 (Tommie Agee [219], Lionel James [115] and Bo Jackson [105])
Had two 100-yard receivers in a game... vs. LSU, 1999 (Ronney Daniels [120] and Markeith Cooper [105])
Had a 60-yard run and a 60-yard pass in a game ... vs. Alabama, 2003 (Carnell Williams 80 rush, Jason Campbell to Ben Obomanu 64 pass)
Had three players with 2 rushing TDs... vs. Louisiana-Monroe, 2003 (Carnell Williams [2], Brandon Jacobs [2], Tre Smith [2])
Had two players with seven or more catches in a game ... Courtney Taylor vs. Alabama, 2003 (7), Silas Daniels vs. Alabama, 2003 (7)
Scored a touchdown on offense, defense and special teams... vs. Louisiana-Monroe, 2008 (2 offense [1 pass, 1 rush], 1 defense [fumble return], 1 special team [punt return])
Scored on the first offensive play ... vs. Alabama, 2003 (Carnell Williams, 80 yard run)
Returned a punt for a TD... vs. Louisiana-Monroe, 2008 (Robert Dunn) [66 yards]
Returned a kickoff for a TD... vs. Ball State, 2005 (Brad Lester) [93 yards]
Returned three Interceptions for TDs... vs. LSU, 1994 (Ken Alvis, Fred Smith, Brian Robinson)
Returned two Interceptions for TDs... vs. LSU, 1994 (Ken Alvis, Fred Smith, Brian Robinson)
Returned an Interception for a TD... vs. LSU, 2008 (Gabe McKenzie) [24]
Returned two fumbles for TDs... vs. Vanderbilt, 2002 (Spencer Johnson, Karlos Dansby)
Returned a fumble for a TD... vs. Tennessee, 2008 (Jake Ricks) [0]
Blocked a punt ... vs. Florida, 2006 (Jeraud Powers)
Blocked two punts... vs. La-Monroe, 2003 (3 - Justin Fetsko [2], Donnay Young)
Blocked three punts ... vs. La-Monroe, 2003 (3 - Justin Fetsko [2], Donnay Young)
Returned a blocked punt for a TD... vs. Florida, 2006 (Tre Smith)
Blocked a field goal ... at Vanderbilt, 2008 (Jake Ricks)
Blocked two field goals in a game... at Georgia, 2001 (Alton Moore, 2)
Blocked a PAT attempt ... vs. Georgia, 2006 (Jonathan Palmer)
Blocked two PAT attempt ... vs. LSU, 1998 (Charles Dorsey, 2)
Missed a kicking PAT... at Vanderbilt, 2008 (Wes Byrum)
Had a punt blocked... at Mississippi State, 2008 (Clinton Durst)
Had a field goal blocked... vs. New Mexico State, 2007 (Wes Byrum)
Had a successful on-side kick... at South Carolina, 2006 (Matt Clark/Jeraud Powers)
Was held scoreless... vs. Southern California, 2003 (0-23)
Was held scoreless at Jordan-Hare Stadium... vs. Southern California, 2003 (0-23)

Held an opponent scoreless... vs. Louisiana-Monroe, 2008 (34-0)
Held an opponent scoreless at Jordan-Hare Stadium... vs. La-Monroe, 2008 (34-0)
Held an opponent to five or less first downs... vs. Ball State, 2001 (5)
Held an opponent to 10 or less first downs... vs. Tennessee, 2008 (9)
Intercepted five or more passes... at Tennessee, 2004 (5)
Intercepted four or more passes... at Tennessee, 2004 (5)
Held an opponent to 300 or less yards total offense... vs. Tennessee, 2008 (191)
Held an opponent to 200 or less yards total offense... vs. Tennessee, 2008 (191)
Held an opponent to 150 or less yards total offense... at Mississippi State, 2008 (116)
Held an opponent to 100 or less yards total offense... vs. Ball State, 2001 (92)
Held an opponent to 100 or less yards rushing... at Mississippi State, 2008 (38)
Held an opponent to 50 or less yards rushing... at Mississippi State, 2008 (38)
Held an opponent to negative yards rushing... vs. Florida, 2001 (-36)
Held an opponent to 100 or less yards passing... vs. Tennessee, 2008 (67)
Held an opponent without a touchdown... at Mississippi State, 2008
Scored a safety... vs. Florida, 2006 (Team)
Scored on a fake field goal... vs. Vanderbilt, 2000 (Duval pass to Diamond)
Scored an offensive two-point conversion ... at Alabama, 2006 (Lee Guess pass from Carl Stewart)
Scored two or more offensive two-point conversions... vs. Florida, 2002 [2]
Scored a defensive two-point conversion... vs. LSU, 1998 (Brad Ware)
Had 10 or more penalties... vs. Vanderbilt, 2007 (11)
Had 100 or more penalty yards... at Ole Miss, 2000 (112)
Had 35 minutes time of possession... vs. Ole Miss, 2007 (36:23)
Was involved in a game that ended in a tie... vs. Georgia, 1994 (23-23)
Was involved in an overtime game... vs. Clemson [Chick-fil-A], 2007 (23-20 win)
Won a game without scoring an offensive touchdown ... at Miss. State, 2008 (3-2)

An Auburn Player

Rushed 40 times in a game... Carnell Williams vs. Syracuse, 2002 (40)
Rushed 35 times in a game... Kenny Irons at Georgia, 2005 (37)
Rushed 30 times in a game... Kenny Irons at Arkansas, 2005 (33)
Rushed for 200 yards in a game... Kenny Irons at LSU, 2005 (218)
Rushed for 150 yards in a game... Ben Tate vs. Tulane, 2006 (156)
Rushed for 100 yards in a game... Ben Tate at Vanderbilt, 2008 (108)
Rushed for 100 yards in five consecutive games... Kenny Irons vs. Alabama (103), at Georgia (179), at Kentucky (103), vs. Ole Miss (101), at LSU (218), 2005
Rushed for 100 yards in four consecutive games... Kenny Irons vs. Alabama (103), at Georgia (179), at Kentucky (103), vs. Ole Miss (101)
Rushed for 100 yards in three consecutive games... Kenny Irons vs. Alabama (103), at Georgia (179), at Kentucky (103), 2005
Rushed for 100 yards in consecutive games... Kenny Irons vs. Alabama (103), at Georgia (179), 2005
Rushed for 150 yards in three consecutive games... Carnell Williams vs. Tennessee (185), at Arkansas (150), vs. Mississippi State (164), 2003
Rushed for 150 yards in consecutive games... Kenny Irons at Arkansas (182), at LSU (218), 2005
Rushed for 4 or more TDs in a game... Carnell Williams vs. Mississippi State, 2003 (6)
Rushed for 3 or more TDs in a game... Mario Fannin vs. New Mexico State, 2007 (3)
Rushed for 2 or more TDs in four consecutive games... Carnell Williams vs. Western Carolina (2), vs. Vanderbilt (2), at Miss. State (2), vs. Syracuse (2), 2002
Rushed for 2 or more TDs in three consecutive games... Ronnie Brown at Florida (2), vs. LSU (2), at Ole Miss (3), 2002
Passed for 400 yards in a game... Ben Leard at Georgia, 1999 (416)
Passed for 300 yards in a game... Brandon Cox vs. Georgia Tech, 2005 (342)
Attempted 50 passes in a game... Dameyune Craig vs. Mississippi State, 1997 (54)
Attempted 40 passes in a game... Brandon Cox at LSU, 2005 (40)
Threw five TDs in a game... Daniel Cobb vs. Louisiana Tech, 2001 (5)
Threw four TDs in a game... Daniel Cobb vs. Louisiana Tech, 2001 (5)
Threw three TDs in a game... Brandon Cox vs. Tulane, 2006 (3)
Had 400 yards total offense in a game... Jason Campbell vs. Tennessee, 2004 (431)
Had 300 yards total offense in a game... Brandon Cox, vs. Georgia Tech 2005 (311)
Accounted for four or more TDs in a game... Carnell Williams vs. Mississippi State, 2003 (6)
Accounted for three or more TDs in a game... Mario Fannin vs. New Mexico St., 2007 (3)
Caught 15 passes in a game... Willie Goshua vs. Arkansas, 1995 (17)
Caught 10 or more passes in a game... Ronney Daniels vs. Central Florida, 1999 (10)
Caught seven or more passes in a game... Rod Smith vs. Ole Miss, 2007 (8)
Had 200 or more yards receiving in a game... Ronney Daniels at Georgia, 1999 (249)
Had 150 or more yards receiving in a game... Ben Obomanu vs. Ole Miss, 2003 (150)

The Last Time ...

Had 100 or more yards receiving in a game... Rod Smith vs. Ole Miss (111)
Had 100 yards receiving in consecutive games... Courtney Taylor at Ole Miss (108); vs. Arkansas State (116), 2006
Caught four or more TD passes in a game... Alexander Wright vs. Pacific, 1987 (4)
Caught three or more TD passes in a game... Alexander Wright vs. Pacific, 1987 (4)
Caught two or more TD passes in a game... Robert Dunn vs. Tennessee Tech, 2007 (2)
Scored 15 or more points kicking... John Vaughn vs. Washington State, 2006 (16)
Scored 10 or more points kicking... Wes Byrum vs. Louisiana-Monroe, 2008 (10)
Kicked five or more field goals in a game... Jaret Holmes vs. UAB, 1996 (5)
Kicked four or more field goals in a game... John Vaughn vs. Florida, 2006 (4)
Had 100 punt return yards in a game... Robert Dunn vs. Southern Miss, 2008 (103)
Scored four or more TDs... Carnell Williams vs. Mississippi State, 2003 (6 rush)
Scored three or more TDs... Mario Fannin vs. New Mexico State, 2007 (3 rush)
Scored a rushing and receiving TD in a game... Carl Stewart vs. Nebraska [AT&T Cotton], 2007
Had an 80-yard run... Carnell Williams vs. Alabama, 2003 (80)
Had a 70-yard run... Tristan Davis at Kentucky, 2005 (75)
Had a 60-yard run... Mario Fannin vs. New Mexico State, 2007 (67)
Completed an 80-yard pass... Jason Campbell to Silas Daniels vs. Louisiana Tech, 2004 (87)
Completed a 70-yard pass... Jason Campbell to Silas Daniels vs. Louisiana Tech, 2004 (87)
Completed a 60-yard pass... Brandon Cox to Devin Aromashodu at Georgia, 2005 (62)
Kicked a field goal of 50 or more yards... Wes Byrum vs. Southern Miss, 2008 (52)
Kicked a field goal of 50 or more yards in consecutive games... John Vaughn, 2006; at Mississippi State (55), vs. Washington State (52)
Kicked two field goals of 50 or more yards in a game... Win Lyle vs. Tennessee, 1987 [55, 52]
Had a 70-yard punt... Kody Bliss vs. Tulane, 2006 (71)
Had a 60-yard punt... Ryan Shoemaker vs. New Mexico State, 2007 (67)
Blocked a field goal in a game... Jake Ricks at Vanderbilt, 2008
Blocked two field goals in a game... Alton Moore at Georgia, 2001
Blocked a PAT attempt ... Charles Dorsey vs. LSU, 1998 (2)
Blocked two PAT attempts ... Charles Dorsey vs. LSU, 1998 (2)
Blocked a punt in a game... Jerraud Powers vs. Florida, 2006
Blocked two punts in a game... Justin Fetsko vs. Louisiana-Monroe, 2003 (2)
Intercepted three or more passes in a game... Junior Rosegreen at Tennessee, 2004 (4)
Intercepted two or more passes in a game... Jonathan Wilhite vs. New Mexico State, 2007 (2)
Intercepted a pass in consecutive games... Jerraud Powers, 2007; at Georgia; vs. Alabama, 2007
Intercepted a pass in three consecutive games... Jerraud Powers, 2007; vs. Tennessee Tech, at Georgia; vs. Alabama
Recovered two fumbles in a game... Sen'Derrick Marks at Alabama, 2006 (2)
Forced two fumbles in a game... Quentin Groves at Alabama, 2006 (2)

An Auburn Opponent

Scored 50 or more points... Georgia, 1996 (56) [4 OT]
Scored 40 or more points... Arkansas, 2001 (42)
Had 350 or more yards rushing... Arkansas, 2002 (426)
Had 300 or more yards rushing... Arkansas, 2002 (426)
Had 250 or more yards rushing... Arkansas, 2006 (279)
Had 50 or more rushing attempts... South Florida, 2007 (52)
Had 400 yards passing... Louisiana Tech, 2000 (433)
Had 350 yards passing... Tennessee, 2003 (355)
Had 300 yards passing... LSU, 2007 (319)
Had 50 or more pass attempts... Kansas State, 2007 (57)
Had 40 or more pass attempts... Kansas State, 2007(57)
Had 30 or more pass completions... Kansas State, 2007 (32)
Had 25 or more pass completions... Kentucky, 2005 (26)
Had four or more TDs passing... Florida, 2000 [SEC Championship] (4)
Had three or more TDs passing... LSU, 2007 (3)
Had five passes intercepted... Tennessee, 2004 (5)
Had four passes intercepted... LSU, 2002 (4)
Had 600 yards total offense... Florida, 1996 (625)
Had 500 yards total offense... Wisconsin, 2006 [Capital One] (548)
Had 400 yards total offense... at Georgia, 2007 (417)
Had five or more fumbles... South Carolina, 2005 (5)
Lost four or more fumbles... at Mississippi State, 2002 (4)
Returned a punt for a TD... LSU, 2005 (Skyler Green, 66 yards)
Returned a kickoff for a TD... Alabama, 2003 (Brandon Brooks, 96 yards)

Returned an interception for a TD... Mississippi State, 2007 (Derek Pegues) (20 yards)
Returned a fumble for a TD... Arkansas, 1997 (C.J. McLain) (52 yards)
Blocked an Auburn punt... Mississippi State, 2008
Blocked an Auburn field goal... New Mexico State, 2007 (Mark Pole)
Held Auburn to 300 yards total offense... Vanderbilt, 2008 (208)
Held Auburn to 200 yards total offense... Nebraska [AT&T Cotton], 2007 (178)
Held Auburn below 100 yards rushing... Tennessee, 2008 (97)
Held Auburn below 50 yards rushing... Georgia Tech, 2003 (40)
Held Auburn to negative yards rushing... Tennessee, 1997 (-15)
Held Auburn below 100 yards passing... Vanderbilt, 2008 (98)
Held Auburn to 10 or less first downs... Georgia, 2006 (9)
Had 10 or more penalties... Arkansas, 2007 (10)
Had 100 or more yards in penalties... Arkansas, 2007 (100)
Had two 100-yard rushers in a game... Arkansas, 2006 [Darren McFadden, 145; Felix Jones, 104]
Had two 100-yard receivers in a game... Tulane, 2006 [Preston Brown, 139; Damarcus Davis, 126]
Had a 100-yard rusher and a 100-yard receiver... Tulane, 2006 [Matt Forte, 117; Preston Brown, 139 rec.; Damarcus Davis, 126 rec.]
Had a 100-yard rusher and two 100-yard receivers... Tulane, 2006 [Matt Forte, 117; Preston Brown, 139 rec.; Damarcus Davis, 126 rec.]
Did Not Have a Turnover ... vs. South Florida, 2007
Scored a safety... Mississippi State, 2008 (Ryan Pugh holding penalty)
Scored a two-point conversion... Alabama, 2005
Had 35 minutes time of possession... Georgia, 2006 (38:12)

An Opposing Player

Rushed for 200 yards in a game... Brian Calhoun, Wisconsin, 2006 (213)
Rushed for 150 yards in a game... Brian Calhoun, Wisconsin, 2006 (213)
Rushed for 100 yards in a game... Charles Scott, LSU, 2008 (132)
Passed for 400 yards in a game... Luke McCown, La. Tech, 2000 (433)
Passed for 350 yards in a game... Casen Clausen, Tennessee, 2003 (355)
Passed for 300 yards in a game... Matt Flynn, LSU, 2007 (319)
Attempted 50 passes in a game... Josh Freeman, Kansas State, 2007 (57)
Attempted 40 passes in a game... Chase Holbrook, New Mexico State, 2007 (40)
Completed 25 passes in a game... Chase Holbrook, New Mexico State, 2007 (29)
Threw three or more TD passes in a game... Matt Mauck, LSU, 2003 (3)
Had 400 yards total offense... Luke McCown, La. Tech, 2000 (436)
Had 350 yards total offense... Matt Flynn, LSU, 2007 (353)
Accounted for 3 or more TDs... Matt Flynn, LSU, 2007 (3)
Caught 10 or more passes... Shawn Nelson, Southern Miss, 2008 (12)
Caught seven or more passes... Shawn Nelson, Southern Miss, 2008 (12)
Had 100 yards receiving... Shawn Nelson, Southern Miss, 2008 (118)
Had 200 yards receiving... Charles Lee, Central Florida, 1999 (203)
Caught three or more TD passes... Chris Collins, Ole Miss, 2002 (3)
Scored three TDs... Chris Collins, Ole Miss, 2002 (3 receiving)
Had a 90-yard run... Guy Minor, LSU, 1936 (90)
Had an 80-yard run... C.J. Spiller, Clemson [Chick-fil-A], 2007 (83) [TD]
Had a 70-yard run... C.J. Spiller, Clemson [Chick-fil-A], 2007 (83) [TD]
Had a 60-yard run... C.J. Spiller, Clemson [Chick-fil-A], 2007 (83) [TD]
Completed an 80-yard pass... Bryan Randall to Josh Morgan, Virginia Tech, 2004 (80) [TD]
Completed a 70-yard pass... Bryan Randall to Josh Morgan, Virginia Tech, 2004 (80) [TD]
Completed a 60-yard pass... Andre' Woodson to Rafael Little, Kentucky, 2005 (65)
Kicked a 50-yard field goal... Steve Lindsey, Ole Miss, 1997 (52)
Had a 70-yard punt... Blake McAdams, Mississippi State, 2007 (73)
Had a 60-yard punt... Blake McAdams, Mississippi State, 2007 (73)
Made three or more FGs ... Colt David, LSU, 2007 (3)