



# AUBURN TIGERS

## 2008 FOOTBALL



### GAME 5

#15/16 AUBURN (3-1, 1-1 SEC) vs. TENNESSEE (1-2, 0-1 SEC)

SEPTEMBER 27, 2008 • 2:30 PM CT • TV: CBS

JORDAN-HARE STADIUM (87,451) • AUBURN, AL



#### QUICK FACTS

##### COACHES:

Tommy Tuberville (Southern Arkansas, 1976)  
 Auburn Record.....83-34 (10th year)  
 vs. Tennessee .....3-1  
 Overall Record .....108-54 (14th year)  
 vs. Tennessee .....3-3

Phillip Fulmer (Tennessee, 1972)  
 Tennessee Record ..... 148-47 (17th year)  
 vs. Auburn .....3-3  
 Overall Record .....Same

##### SERIES:

**Auburn leads, 25-21-3**  
 at Auburn .....AU leads, 6-2-1  
 at Knoxville, TN.....UT leads, 14-5-1  
 Neutral sites .....AU leads, 11-5  
 at Atlanta, GA.....Series tied, 1-1  
 at Birmingham, AL .....AU leads, 10-4  
 Last Meeting.....AU 38, UT 28  
 Dec. 4, 2004 in Atlanta, GA  
 Current Streak .....AU, W3

##### RANKINGS:

Auburn .....15th AP/16th USA Today  
 Tennessee.....Not ranked

##### TELEVISION:

###### CBS (Live)

Play-by-play .....Verne Lundquist  
 Analyst .....Gary Danielson  
 Sidelines .....Tracy Wolfson

##### RADIO:

The Auburn Network provides radio coverage to over 50 stations that cover the Southeast. Rod Bramblett (play-by-play), Stan White (color), Quentin Riggins (sideline), Paul Ellen (studio) and Andy Burcham (locker room) provide gameday analysis.

SATELLITE RADIO .....XM Radio 200  
 LOCALLY .....WKKR-FM (97.7)

##### Touchdown Radio (Live)

Play-by-play .....Frank Frangie  
 Analyst .....Gino Torretta  
 Sidelines .....Mike Dempsey

##### INTERNET:

Live audio & stats .....www.auburntigers.com

##### THE GAME

Auburn hosts Tennessee in the first meeting between the teams since 2004, and the first at Jordan-Hare Stadium since 2003. The Tigers have won the last three meetings in the series and hold a 6-2-1 edge in games played in Auburn. Both teams are looking to bounce back after home losses to top 10 teams last weekend.

##### AUBURN HEADLINES

- ▶ Auburn and Tennessee have not met since the Tigers earned a 38-28 victory in the 2004 SEC Championship game in Atlanta.
- ▶ Eight of the last 11 games in the series have been decided by 10 points or less.
- ▶ Auburn and Tennessee routinely played on the last Saturday of September from 1956-91, but this will be the first September meeting since 1991.
- ▶ Auburn is seeking its first four-game winning streak against Tennessee since 1961-64.
- ▶ Auburn leads the nation in opponents' third-down conversion percentage, surrendering just seven first downs in 60 attempts (11.7 percent).
- ▶ Auburn ranks 10th nationally in scoring defense (10.3), 19th in rushing defense (84.3) and 20th in total defense (259.8).
- ▶ Auburn has is one of just five teams - and two teams that have played four games - that has not allowed a rushing touchdown all season.
- ▶ Auburn has allowed just three points in the first half this season.
- ▶ Sen'Derrick Marks leads the SEC and ranks tied for 11th nationally with seven tackles for loss.
- ▶ Robert Dunn ranks eighth nationally in punt returns (21.4), and his 193 punt return yards are tied for sixth most in the nation.
- ▶ Rodgeriquis Smith needs three receptions to become the seventh player in Auburn history with 100 career receptions.
- ▶ Auburn has two players with more than 1,500 career rushing yards on the squad. Ben Tate has rushed for 1,618 career yards and Brad Lester has 1,574 career rushing yards.
- ▶ Fourteen different players have caught passes for Auburn this season, including 11 in the Sept. 6 game against Southern Miss, which was the most in a game by Auburn since 2005.
- ▶ Auburn has played 12 true freshmen this season.
- ▶ Auburn has won 17 of its last 23 games decided by seven points or less, and is 29-14 under Tommy Tuberville in games decided by seven or fewer points.

#### AUBURN (3-1, 1-1 SEC)

Date	Opponent	Score/Time
Aug. 30	LOUISIANA-MONROE	W, 34-0
Sept. 6	SOUTHERN MISS [Raycom]	W, 27-13
Sept. 13	at Mississippi State [ESPN2]	W, 3-2
Sept. 20	#6/6 LSU [ESPN]	L, 21-26
<b>Sept. 27</b>	<b>TENNESSEE [CBS]</b>	<b>2:30 p.m.</b>
Oct. 4	at Vanderbilt [ESPN]	5 p.m.
Oct. 11	ARKANSAS	TBA
Oct. 23	at West Virginia [ESPN]	6:30 p.m.
Nov. 1	at Ole Miss	TBA
Nov. 8	TENNESSEE-MARTIN	1:30 p.m.
Nov. 15	GEORGIA	TBA
Nov. 29	at Alabama	TBA

*All times Central*

#### TENNESSEE (1-2, 0-1 SEC)

Date	Opponent	Score/Time
Sept. 1	at UCLA [ESPN]	L, 24-27 (OT)
Sept. 13	UAB [Raycom]	W, 35-3
Sept. 20	#4/4 FLORIDA [CBS]	L, 6-30
<b>Sept. 27</b>	<b>at #15/16 Auburn [CBS]</b>	<b>2:30 p.m.</b>
Oct. 4	NORTHERN ILLINOIS	6 p.m.
Oct. 11	at Georgia	TBA
Oct. 18	MISSISSIPPI STATE	TBA
Oct. 25	ALABAMA	TBA
Nov. 1	at South Carolina	TBA
Nov. 8	WYOMING	TBA
Nov. 22	at Vanderbilt	TBA
Nov. 29	KENTUCKY	TBA

*All times Central*

# 2008 Auburn Football Game Notes

## STATISTICAL COMPARISON

### AUBURN VS. TENNESSEE 2008 STATISTICS

	AU	UT
Scoring Offense	21.2	21.7
Total Offense	355.2	390.7
First Downs	17.8	20.3
Rushing Yards	171.0	179.7
Passing Yards	184.2	211.0
Time of Possession	30:06	30:22
3rd Down Pct.	28%	39%
Scoring Defense	10.2	20.0
Yards Allowed	259.8	268.7
Rushing Yards Allowed	84.2	94.7
Passing Yards Allowed	175.5	174.0

## STATISTICAL LEADERS

### 2008 STATISTICS

#### RUSHING YARDS

AUBURN	TENNESSEE
Ben Tate.....323	Arian Foster .....233
Brad Lester .....174	Montario Hardesty.....109
Eric Smith .....74	Lennon Creer .....97
Kodi Burns .....68	Tauren Poole .....43

#### PASSING YARDS

AUBURN	TENNESSEE
Chris Todd .....722	Jonathan Crompton.....591
Kodi Burns .....15	Nick Stephens .....42

#### RECEPTIONS

AUBURN	TENNESSEE
Rodgeriquis Smith ....13	Lucas Taylor .....14
Robert Dunn.....9	Gerald Jones .....12
Montez Billings.....9	Arian Foster.....7
Ben Tate.....7	Luke Stocker .....6

#### POINTS SCORED

AUBURN	TENNESSEE
Wes Byrum .....25	Montario Hardesty ....18
Ben Tate.....12	Lennon Creer .....12
Robert Dunn.....12	Gerald Jones .....12

#### TACKLES

AUBURN	TENNESSEE
Jerraud Powers .....22	Ellix Wilson .....25
Tray Blackmon .....19	Eric Berry .....18
Two tied with .....17	Rico McCoy.....18

#### INTERCEPTIONS

AUBURN	TENNESSEE
Four tied with .....1	Eric Berry.....2
	DeAngelo Willingham.....2

## AUBURN-TENNESSEE RIVALRY

Auburn and Tennessee played every year from 1956-91. The two teams didn't play from 1991 until the 1997 SEC Championship game because of the league expansion and the rotating opponents' setup. The two played in 1998 and 1999, and in 2003 and 2004 before rotating off each others schedule.

The two schools dominated the SEC in the mid-to-late '80's. In six of the eight seasons from 1983-90, either Auburn (1983-87-88-89) or Tennessee (1985-89-90) claimed an SEC Championship.

## SERIES NOTES

Eight of the last 11 games in the series have been decided by 10 points or less ... Auburn's current three-game winning streak against Tennessee is the longest for the Tigers since 1982-84 ... Auburn has not won four straight against the Vols since 1961-64 ... Auburn has averaged 33.3 points during its three-game winning streak against Tennessee ... This marks the first Auburn-Tennessee game on the last Saturday of September since 1991 ... From 1956-1991, every meeting was on the last Saturday of September except in 1968 ... The will be the first time in the last 14 meetings that at least one of the two teams has not been ranked in the top 10 ... Tennessee has only thrown three touchdown passes in the last five meetings ... The 66 combined points scored in the last meetings between the teams were the most in the series since Auburn won by an identical 38-28 score in 1976.

## MEMORABLE AU-UT GAMES

**1956**--The Modern Auburn-Tennessee series begins in Birmingham over the objections of Vol AD Gen. R.R. Neyland. Johnny Majors, who would finish second in the Heisman Trophy balloting, led Tennessee to a 35-7 win over Auburn before a crowd of 44,258.

**1957**--In its first trip to Knoxville since 1939, Auburn was expected to be little match for Tennessee, the defending SEC champions. Yet, the Tigers won 7-0 and started their march toward the National Championship.

**1958**--Defending National Champion Auburn 13, Tennessee 0 in Birmingham. Tennessee made no first downs and was held to minus 30 yards of total offense. Lindsey Nelson and Red Grange described it to the nation on NBC-TV.

**1959**--Tennessee ended Auburn's 24-game unbeaten streak with a 3-0 upset victory at Knoxville. Time and time again, the Tigers assaulted the Tennessee goal line. Time and time again, Tennessee's Volunteers pushed them back. Cotton Letner's field goal won it for the Vols.

**1961-63**--Auburn fell behind by two touchdowns or more three years in a row, 0-21 in 1961, 0-14 in 1962, and 0-12 in 1963, only to storm back and win all three games, 24-21 in 1961, 22-21 in 1962 and 23-19 in 1963. The modern

Auburn-Tennessee series had been born.

**1965**--Auburn defensive tackle Jack Thornton intercepts not one, but two passes as Auburn struggles to a 13-13 tie with Tennessee in Knoxville.

**1968**--In the first Auburn-Tennessee game to be played at night, Auburn upsets the unbeaten Vols 28-14 in Birmingham. Halfback Mike Currier from Oneonta scored on three of his first four plays in the game.

**1969**--Vols jump to a big lead in Knoxville, 24-3 at the half, but Auburn, behind first-year quarterback Pat Sullivan, came storming back to cut the Vol lead to 24-19 in the fourth quarter. The Vols pull away, however, and won 45-19.

**1970**--Auburn overcame a 10-0 Tennessee lead and defeated the Vols 36-23 in Birmingham. It was the only loss of the year for Tennessee and cost the Vols an SEC Championship.

**1971**--Tennessee dominated Auburn for 58 minutes, but in the final two minutes, Pat Sullivan drove Auburn 86 yards for a touchdown and a 10-9 victory. The next day, Jack Doane of *The Montgomery Advertiser* wrote: "Blindfolded, hands tied behind his back, Pat Sullivan would be a one-point favorite at his own execution."

**1973-74**--Tennessee defeated Auburn 21-0 in Knoxville in a driving rainstorm. Tennessee punted on first down throughout the fourth quarter, infuriating Auburn coaches. At the end of the game, Auburn coach Ralph "Shug" Jordan refused to shake hands with Vol coach Bill Battle saying Battle refused to shake hands with him before the game. In 1974, Tennessee, reluctantly, made its first trip to Auburn. Auburn won, ironically by the same 21-0 score. Throughout the first quarter, Auburn fans chanted "Punt...Punt...Punt" whenever Auburn had a first down.

**1977**--Leads are never safe in the Auburn-Tennessee game. Tennessee jumped to a 12-0 lead in Johnny Majors' first SEC game as head coach of his alma mater, but Auburn won 14-12 when a Vol field goal attempt was wide right on the final play of the game.

**1980**--Tennessee defeated Auburn 42-0 before the then largest crowd in Auburn history. It was, perhaps, the darkest day in Auburn's long and glorious football history.

**1983**--Auburn, 20-7 losers to Texas a week earlier, came to Knoxville labeled as the SEC's disappointment of the year after only two games. Auburn reestablished itself with a 27-14 win over the Vols, highlighted by an 81-yard Trey Gainous punt return.

**1985**--Auburn went to Knoxville undefeated and ranked No. 1 in the nation. That ranking lasted as long as Tennessee's first possession. The Vols led 24-0 at the half and Auburn has not been ranked No. 1 since that day, Sept. 28, 1985.

**1990**--Proving once again that leads, big or small, do not hold up in the AU-UT series, Auburn spotted Tennessee a 17-point fourth

# 2008 Auburn Football Game Notes

quarter lead, 26-9, only to storm back to tie the game, 26-26. Tennessee missed a potential game-winning field goal with 15 seconds to play.

**1991**--A series that had been contested 35 consecutive years came to an end thanks to the expansion of the SEC from 10 schools to 12 and the formation of two divisions. Vol receiver Carl Pickens caught four balls for 172 yards, including TD receptions of 87 and 67 yards in Tennessee's 30-21 win.

**1997**--In the SEC Championship game in Atlanta, Auburn scored 20 unanswered points to take a 20-7 lead. Tennessee scored two touchdowns late in the third quarter and early in the fourth to win 30-29. Tennessee's Peyton Manning threw for 373 yards and four TDs, while Auburn signal caller Dameyune Craig passed for 262 yards and a pair of scores.

**2004**--Auburn raced to a 31-3 halftime lead en route to a 34-10 win over No. 10 Tennessee for the Tigers' first win in Neyland Stadium since 1983. Auburn QB Jason Campbell was 12 of 15 for 240 yards and two TD strikes in the first half. Safety Junior Rosegreen set a school record and tied an SEC mark with four interceptions in the game. The teams met again in the SEC Championship, with Auburn prevailing 38-28 behind Campbell's 374 yards passing and three TDs.

## TENNESSEE QUICK HITTERS

Tennessee fell to 1-2 overall and 0-1 in the SEC with a 30-6 loss to Florida last Saturday ... The Vols were picked to finish third in the SEC East by the league's media ... Senior Arian Foster ranks sixth on UT's all-time rushing list with 2,627 career yards ... Senior Lucas Taylor has caught at least one pass in 17 consecutive games ... The Vols have intercepted seven passes in three games this season ... Foster, OL Anthony Parker, LB Rico McCoy and DB Eric Berry were all Preseason All-SEC first-team selections ... Tennessee has scored in 175 consecutive games dating back to 1994 ... Tennessee is 126-8 under Phillip Fulmer when leading after three quarters ... Fulmer's 148 career wins rank him seventh among head coaches on the SEC all-time wins list.

## TENNESSEE TIGERS

The 2008 Auburn roster includes two players who hail from the state of Tennessee. Sophomore OL Mike Berry is from Antioch, while redshirt freshman OL A.J. Greene is from Brentwood.

## ALABAMA VOLS

The 2008 Tennessee roster includes two players who hail from the state of Alabama. Junior DE Wes Brown is from Athens and freshman OL Carson Anderson is from Florence.

## AU-UT CONNECTIONS

- ▶ Auburn defensive tackles/nose guards coach Don Dunn is familiar with East Tennessee. A 1976 graduate of East Tennessee State, Dunn began his coaching as an assistant at David Crockett High School in Jonesboro, Tenn. From 1977-79, Dunn was an assistant at Holston High School in Knoxville before serving as a defensive line graduate assistant at Tennessee from 1983-84.
- ▶ Tommy Tuberville and Vols' defensive ends/special teams coach Steve Caldwell coached together at Arkansas State in 1980.
- ▶ Caldwell also coached at Pacific with Auburn defensive coordinator Paul Rhoads (1992-93) and defensive tackles coach Don Dunn (1991-93).
- ▶ Auburn quarterbacks coach Steve Ensminger and Tennessee defensive backs coach Larry Slade coached together at Texas A&M from 1994-96. Auburn head coach Tommy Tuberville was the defensive coordinator for the Aggies in 1994.

## TIGERS AND VOLS ON TV

Saturday's game will mark the 14th straight meeting between Auburn and Tennessee that football fans will be able to watch on television.

## ON THIS DATE

Auburn is 10-5 all-time in games played on Sept. 27 and has won three in a row. Five of the 15 games have been played against Tennessee, with Tennessee winning three of the five. Auburn's last game on Sept. 27 was a 48-3 win over Western Kentucky in 2003, and the last game against UT on Sept. 27 was a 34-8 Auburn victory in 1986.

## IN SEPTEMBER

Auburn is 143-47-5 (.746) all-time in the month of September, including a 33-8 mark under Tommy Tuberville. The Tigers have won 19 of their last 23 games played in September.

## JORDAN-HARE STADIUM

Now in its 69th year as home to the Auburn football team, Jordan-Hare Stadium is the nation's ninth-largest on-campus stadium, with a capacity of 87,451 fans. The Tigers are 263-65-7 (.796) at Jordan-Hare Stadium, including a 49-11 (.817) mark since 2000. AU went 7-0 at home in both 2000 and 2004, and posted a 6-1 mark in 2005.

## NO RUSHING TDS ALLOWED

Not only does Auburn's defense rank 19th nationally against the run (84.3 yards per game), but the Tigers have yet to allow a rushing touchdown this season. The Tigers are one of just five teams nationally that have not allowed a rushing touchdown this year, and three of the other four squads have only played three games, while Auburn has played four.

## SEC SUCCESS

Auburn has won 27 of its last 34 Southeastern Conference games and 28 of its last 35 games against SEC schools, including the 2004 SEC Championship game victory over Tennessee. Auburn's success against conference schools dates back to more than just the past five seasons, as since the start of the 2000 season, the Tigers have the second-best record among the 12 league schools in regular season conference games. The following are the combined conference records of the 12 SEC schools from 2000-08.

	W-L	Pct.
LSU	48-17	.738
<b>Auburn</b>	<b>48-18</b>	<b>.727</b>
Florida	47-18	.723
Georgia	46-19	.708
Tennessee	44-21	.677
Arkansas	32-33	.492
Alabama	31-34	.477
South Carolina	30-36	.455
Ole Miss	24-41	.369
Kentucky	15-49	.234
Mississippi State	15-50	.231
Vanderbilt	11-55	.167

## TIGERS SINCE 2000

Since the start of the 2000 season, Auburn has one of the best records in all of the Football Bowl Subdivision. The Tigers' record of 78-28 (.736) ranks 12th among all 119 programs. The list of the top 20 programs since 2000 in terms of winning percentage follows:

	W-L	Pct.
1. Boise State	89-16	.848
2. Texas	88-17	.838
3. Oklahoma	85-17	.833
4. Ohio State	84-21	.800
5. USC	83-21	.798
6. LSU	85-22	.794
7. Georgia	84-23	.785
8. Miami (Fla.)	78-24	.765
9. Virginia Tech	82-25	.766
10. TCU	76-26	.745
11. Louisville	76-27	.738
<b>12. Auburn</b>	<b>78-27</b>	<b>.736</b>
13. Florida	77-28	.733
14. Michigan	74-29	.718
15. Boston College	73-31	.702
16. Tennessee	72-33	.686
17. Oregon	70-33	.680
18. West Virginia	69-33	.676
19. Wisconsin	72-34	.679
20. Utah	67-33	.670

# 2008 Auburn Football Game Notes

## ROAD RULERS SINCE 2004

Auburn has been one of the nation's best road teams since 2004, posting the county's fifth-best record in road games, and the third-best in road and neutral site games.

### Top Ten Road Records Since 2004

1. Texas	16-2 (.889)
2. USC	20-3 (.870)
3. Virginia Tech	17-3 (.850)
4. Georgia	15-3 (.833)
<b>5. Auburn</b>	<b>14-3 (.824)</b>
6. Boise State	17-5 (.773)
7. Ohio State	15-5 (.750)
8. West Virginia	17-6 (.739)
9. Oklahoma	11-5 (.688)
10. Michigan	13-6 (.684)

### Top Ten Road & Neutral Site Records Since 2004

1. USC	24-4 (.857)
Texas	24-4 (.857)
<b>3. Auburn</b>	<b>18-4 (.818)</b>
4. Georgia	21-6 (.778)
5. West Virginia	20-7 (.741)
6. LSU	18-7 (.720)
Boise State	18-7 (.720)
8. Ohio State	17-7 (.708)
9. Virginia Tech	19-8 (.704)
10. Louisville	17-9 (.654)

## THIRD DOWN DOMINATION

Auburn's defense has been spectacular on third downs this season, as the Tigers lead the nation in opponent third-down conversions. Auburn opponents have converted just 7-of-60 third downs for 11.7 percent, while the second-best mark in the country is Florida State at 19.1 percent. ULM was just 2-of-18 on third downs in the opener, Auburn limited Southern Miss to just 1-of-14 on third downs Sept. 6, Mississippi State was 0-of-14 Sept. 13 and LSU was 4-of-14 last Saturday.

Auburn went more than eight quarters earlier this year without allowing a third-down conversion. From a Southern Miss conversion in the first quarter until LSU converted in the second quarter last Saturday, the Tigers had played 28 straight third downs without allowing a first down.

Auburn's defense has been stingy every quarter, with opponents converting just 15.4 percent or less each period. Even when the distance to go is a manageable six yards or less, the Tigers have still only given up just four first downs in 24 chances (16.6 percent).

## DEFENSE SHINING

Under first-year defensive coordinator Paul Rhoads, Auburn's defense has been stellar. The Tigers are ranked in the top 20 nationally in several defensive categories, including scoring defense (10.3, 10th), tackles for loss (7.8, 17th), rushing defense (84.3, 19th) and total defense (259.8, 20th).

## FIRST-HALF DEFENSE

Auburn's defense has allowed just three points in the first half all season. The Tigers have not allowed an opponent more than 105 yards of offense in a first half this season.

Auburn played nearly seven quarters this season without allowing a point, surrendering its first score of the season with just 2:33 left in the third quarter against Southern Miss after going 102:27 without being scored upon.

## HIGH MARKS

Junior All-American candidate Sen'Derrick Marks has been a terror on the defensive line for the Auburn defense. Marks leads the SEC and ranks tied for 11th nationally with seven tackles for loss. Marks, who has started all 30 games since the start of the 2006 season, now has 27 tackles for loss during his career.

## D-LINE D-LIGHTFUL

Sen'Derrick Marks is not the only Auburn defensive lineman making an impact. Antonio Coleman has three sacks, which is tied for second in the SEC, and has 15 tackles, including 5.5 for loss. Tez Doolittle (3.5 TFL), Zach Clayton (3.0 TFL) and Michael Goggans (2.0 TFL) have all performed admirably, and DE Gabe McKenzie, who switched to defense in the mid-

dle of fall camp, returned an interception 24 yards for a score against LSU.

## SUPER POWERS

Cornerback Jerraud Powers is off to a terrific start to the 2008 season, leading the squad with 22 tackles (16 solo), including a career-high eight Sept. 6 against Southern Miss. He also has an interception and three pass break-ups, and leads the team with four special teams tackles.

## RUNNING BACK U.

Auburn is continuing its tradition of producing high-caliber running backs, with two backs on the squad that have over 1,500 career rushing yards. Junior Ben Tate leads the team with 323 yards rushing and ranks 20th in Auburn history with 1,618 career yards. Senior Brad Lester had 174 yards this season and has pushed his career total to 1,574, which ranks 21st. They were the first pair of Auburn running backs to enter a season with more than 1,000 yards rushing each since Carnell Williams and Ronnie Brown in 2004.

## DYNAMITE DEBUT

Chris Todd completed 21-of-31 passes for 248 yards in his first career start for Auburn Sept. 6 vs. Southern Miss. It marked the most yards passing by an Auburn quarterback since Brandon Cox threw for 251 yards against Arkansas State in 2006. Todd completed 7-of-9 passes for 90 yards in the first 10 minutes of the game, surpassing Auburn's entire passing yardage total from the season opener.

Todd threw for a career-best 250 yards Sept. 20 against LSU, tossing a go-ahead 15-yard touchdown to Robert Dunn with 6:40 left in the game.

## TOP TEN RECEIVER

Senior Rodgeriquis Smith has a team-high 13 receptions for 159 yards this season, and now ranks in the top 10 in school history in both receptions and receiving yards. His 97 career catches ranks tied for eighth, and his 1,425 receiving yards ranks 10th. He needs just three more catches to become just the seventh player in school history with 100 career receptions.

## SPREADING IT AROUND

Auburn had 11 different players catch passes Sept. 6 vs. Southern Miss, marking the most players to catch a pass in a game for Auburn since 2005 against Ole Miss. The Tigers have already had 14 different players catch passes this season, including 10 players with multiple receptions.

# 2008 Auburn Football Game Notes

## DUNN DEAL

Robert Dunn currently ranks eighth nationally in punt returns, averaging 21.4 yards per return, and his 193 punt return yards is tied for sixth most in the nation. In the season opener against Louisiana-Monroe, Dunn snapped an Auburn streak of 144 consecutive games and 374 punt returns without a touchdown, which was the longest streak in the nation, by returning a kick 66 yards for a score.

Dunn, who was only 10 years old the last time Auburn had a punt return for a touchdown, appeared to accomplish the feat again Sept. 6 against Southern Miss, but what would have been a 65-yard return for a score was reduced to 47 yards due to a block in the back at the 18-yard line that occurred 5 yards behind Dunn, who was about to cruise into the end zone.

Dunn, who has five returns this season of at least 17 yards, finished the Southern Miss game with 103 punt return yards, becoming the first Tiger to have more than 100 punt return yards in a game since Joe Walkins against Ball State on Sept. 1, 2001.

## DURST LATEST KICKER TO SHINE

Redshirt freshman Clinton Durst, who burst onto the scene in the spring and was the Special Teams MVP of the A-Day game after averaging 48.3 yards on three punts, is averaging 43.7 yards per punt this year with seven punts placed inside the 20-yard line. His kicks, which have included six fair catches, have helped Auburn rank third in the SEC in net punting at 37.7 yards per kick.

Durst joins an impressive stable of young kickers that also includes sophomore punter Ryan Shoemaker, who was a first-team preseason All-SEC selection this season after averaging 42.4 yards per punt last year, before being supplanted as Auburn's punter by Durst.

Auburn's group of young kickers also includes sophomore kicker Wes Byrum, who led Auburn in scoring last year with 86 points, including 17 field goals which is tied for third most in a single season in school history. He made game-winning field goals in the closing seconds at Florida and at Arkansas last season.

In addition, sophomore Patrick Tatum averaged 43.4 yards on 16 punts last season while Shoemaker was out with an injury, and sophomore Morgan Hull has also handled the kickoff duties part-time in each of the last two seasons.

## FIRST TIMERS

Auburn has had 21 players play in their first collegiate games at Auburn this season, including 12 true freshmen. The true freshmen that have seen action this season include: DB Harry Adams, WR Darvin Adams, DB Drew Cole, DB D'Antoine Hood, WR Philip Pierre-Louis, LB Spencer Pybus, DL Jomarcus Savage,

RB Eric Smith, TE Vance Smith, DB Christian Thompson, DB Neiko Thorpe and WR Derek Winter. Others who have played in their first games at Auburn include: WR Quindarius Carr, OL Jared Cooper, H Clayton Crofoot, RB John Douglas, P Clinton Durst, RB Ryan Hastie, LB Adam Herring, DB Mike Slade, and QB Chris Todd.

## IN THE POLLS

For the sixth consecutive year, Auburn was nationally ranked to begin the season, and the Tigers are currently ranked 15th in the *Associated Press* Poll and 10th in the USA Today Coaches Poll.

This season marked the first time since the 1986-91 seasons that Auburn was ranked at the start of six consecutive seasons. The Tigers, then at No. 10, were also ranked in the top 10 of the AP Preseason Poll for the third time since 2003. The Tigers were the preseason No. 6 team in 2003 and ranked No. 4 in the initial 2006 poll.

## NO SHUTOUTS ALLOWED

Auburn has scored in 67 consecutive games, which is the second-longest streak in school history. The Tigers have not been shut out since a 23-0 loss to USC to open the 2003 season. It will be a while before Auburn could challenge the school record. The Tigers scored in 149 straight games from Oct. 4, 1980 through Nov. 14, 1992.

## SHUTOUT CITY

Auburn shut out Louisiana-Monroe in the season opener, 34-0, for its first shutout since a 27-0 win against Arkansas State on Nov. 4, 2006. It marked the ninth shutout by Auburn during the Tommy Tuberville era, and was the first shutout in a season opener since a 31-0 victory over ULM in the 2004 opener.

Auburn's nine shutouts since the 2000 season are tied with LSU for the most in the SEC during that span. No other SEC school has more than four shutouts since 2000.

## TUBERVILLE IN TENTH SEASON

Tommy Tuberville is in his tenth season at Auburn in 2008 and his 14th as a head coach in the Southeastern Conference. Tuberville has the third-longest tenure in the SEC (second-longest active streak) behind Phillip Fulmer of Tennessee and Steve Spurrier of South Carolina, who will each coach his 16th season in the league this year.

Tuberville has amassed a record of 83-34 in nine previous seasons at Auburn and an overall mark of 108-54. He has led the Tigers to eight straight bowl appearances.

Tuberville is fourth all-time at Auburn in wins, and is the fourth-longest tenured coach in school history.

## AROUND THE SEC

### SEC STANDINGS

#### Eastern Division

	SEC		Overall	
	W	L	W	L
Vanderbilt	2	0	4	0
Georgia	1	0	4	0
Florida	1	0	3	0
Kentucky	0	0	3	0
Tennessee	0	1	1	2
South Carolina	0	2	2	2

#### Western Division

	SEC		Overall	
	W	L	W	L
Alabama	1	0	4	0
LSU	1	0	3	0
Auburn	1	1	3	1
Arkansas	0	1	2	1
Ole Miss	0	1	2	2
Mississippi State	0	1	1	3

### LAST WEEK'S RESULTS

#### Saturday, Sept. 20

GEORGIA TECH 38, Mississippi State 7  
Alabama 49, ARKANSAS 14  
Florida 30, TENNESSEE 6  
SOUTH CAROLINA 23, Wofford 13  
Vanderbilt 23, OLE MISS 17  
LSU 26, AUBURN 21  
Georgia 27, ARIZONA STATE 10

Home team in CAPS

### THIS WEEK'S SCHEDULE

#### Saturday, Sept. 27

Ole Miss at Florida, 12:30 pm ET [Raycom]  
Tennessee at Auburn, 2:30 pm CT [CBS]  
Arkansas at Texas, 2:30 pm CT [ABC]  
Western Kentucky at Kentucky, 7 pm ET  
UAB at South Carolina, 7 pm ET  
Mississippi State at LSU, 6:30 pm CT [ESPN2]  
Alabama at Georgia, 7:45 pm ET [ESPN]

# 2008 Auburn Football Game Notes

## AUBURN IN THE SEC/NCAA STATS

(Through games played 9/20)

TEAM	SEC	NCAA
Opponent 3rd-Down Conv. (11.7)	1st	1st
Tackles For Loss (7.8)	2nd	17th
Sacks By (2.5)	2nd	T28th
Punt Returns (21.4)	3rd	7th
Net Punting (37.74)	3rd	31st
Red Zone Defense (57.1)	T3rd	T10th
Scoring Defense (10.3)	4th	10th
Kickoff Coverage (43.2)	5th	
Rushing Defense (84.3)	6th	19th
Opponent First Downs (14.5)	6th	T19th
Total Defense (259.8)	6th	20th
Pass Defense (175.5)	6th	34th
Sacks Allowed (1.3)	6th	T38th
Rushing Offense (171.0)	7th	47th
Total Offense (355.3)	7th	73rd
Opponent Penalties (43.5)	7th	
Penalties (53.0)	T7th	T64th
Pass Def. Efficiency (101.71)	8th	25th
Passing Offense (184.3)	8th	88th
Turnover Margin (-0.75)	8th	95th
Field Goals (.625)	8th	
First Downs (17.8)	T9th	T84th
Time Of Possession (30:06)	10th	62nd
Scoring Offense (21.2)	10th	87th
Pass Efficiency (105.45)	11th	95th
Red Zone Offense (68.8)	11th	101st
Kickoff Return (17.8)	12th	100th
Third-Down Conversions (28.1)	12th	112th

## INDIVIDUAL

	SEC	NCAA
S. Marks, Tackles For Loss (1.8)	1st	T11th
A. Coleman, Sacks (0.8)	T2nd	T29th
C. Durst, Punting (43.7)	3rd	17th
A. Coleman, Tackles For Loss (1.4)	3rd	T37th
R. Dunn, Punt Returns (21.4)	4th	8th
B. Tate, Rushing (80.8)	4th	49th
W. Byrum, Field Goals (1.3)	T6th	T44th
C. Todd, Total Offense (172.3)	7th	88th
B. Tate, All-Purpose Yards (99.3)	8th	
T. Blackmon, Sacks (0.5)	T9th	T83rd
C. Todd, Pass Efficiency (114.25)	10th	78th

## TUBERVILLE'S TOP 10

In recognition of Tommy Tuberville's 10th season at Auburn, Auburn fans had the opportunity to vote for the 10 biggest wins during the Tommy Tuberville era this summer on [www.auburntigers.com](http://www.auburntigers.com). More than 4,500 votes were cast, and the results were as follows:

No. 10	Auburn 17, Alabama 10	11/24/07
No. 9	Auburn 34, Tennessee 10	10/2/04
No. 8	Auburn 7, LSU 3	9/16/06
No. 7	Auburn 28, Alabama 18	11/19/05
No. 6	Auburn 17, Alabama 7	11/23/02
No. 5	Auburn 31, Georgia 30	11/12/05
No. 4	Auburn 27, Florida 17	10/14/06
No. 3	Auburn 20, Florida 17	9/29/07
No. 2	Auburn 10, LSU 9	9/18/04
No. 1	Auburn 23, Florida 20	10/13/01

## WINNING THE CLOSE ONES

Auburn has had a knack for winning close ball games since Tommy Tuberville arrived as the Tigers' head coach. In his 10 seasons at the helm, Auburn is 29-14 in games decided by seven points or less and has won 17 of its last 23.

## 14 AND COUNTING

In his 14th year as a head coach, Tommy Tuberville has five assistant coaches who have been with him all 14 years. That group includes: defensive tackles coach Don Dunn, running backs/special teams coach Eddie Gran, wide receivers coach Greg Knox, offensive line coach Hugh Nall and defensive ends coach Terry Price.

## NEW LOOKS ON "O" AND "D"

Both the Auburn offense and defense have new looks this season, as the Tigers have new offensive and defensive coordinators. Tony Franklin joined the squad as offensive coordinator/quarterbacks coach prior to the Chick-fil-A Bowl last season, and in just eight practices, installed a portion of his spread offense and helped Auburn amass 423 yards of offense on 90 plays during a 23-20 overtime victory over Clemson.

Paul Rhoads joined the staff as defensive coordinator/secondary coach in January after eight seasons in that position at Pittsburgh. His Panthers ranked fifth nationally in total defense (297.7) and third in pass defense (167.3) in 2007.

## THE SENIOR CLASS

Head Coach Tommy Tuberville has a senior class that includes 16 players at Auburn in 2008. The Tigers' group of 16 seniors is the fourth most during the Tuberville era. The largest group of seniors was 21 in 2006, while the 2004 group had 18 and last year's squad had 17. During Tuberville's tenure, Auburn's other senior classes have consisted of: 15 in 2005, 13 in 2003, 15 in 2002, 10 in 2001, 14 in 2000 and 14 in 1999.

The 2008 seniors include: C Jason Bosley, RB Tristan Davis, DT Tez Doolittle, WR Robert Dunn, LB Chris Evans, OL Tyrone Green, LB Courtney Harden, TE Bryan Harris, FB Ryan Hastie, LB Merrill Johnson, RB Brad Lester, WR Charles Olatunji, DS Robert Shiver, WR Rodgeriquus Smith, WR James Swinton and DB Jonathan Vickers.

## FIFTH-YEAR SENIORS GO FOR NEW MARK

Auburn's group of fifth-year seniors has a chance to match last year's fifth-year seniors as the only classes to win 50 games in five years. With 42 wins in the previous four seasons, the Tigers need eight wins to reach 50 victories over the past five seasons, and nine wins to surpass that class as the winningest five-year class in school history. Members of the squad that have been at Auburn since 2004 are Tristan Davis, Tez Doolittle, Tyrone Green, Courtney Harden, Merrill Johnson, Brad Lester, James Swinton and Jonathan Vickers.

## GOING FOR SIX

The 2008 season marks the third straight year that Auburn has had a sixth-year senior on the squad due to injury. Tez Doolittle is back for his second stint as a senior after missing last year with an achilles injury. In 2007, Cole Bennett was a sixth-year senior after breaking his ankle during the third game of the 2006 season. David Irons was granted a sixth year of eligibility for 2006 after suffering a season-ending knee injury in the 2004 preseason.

## IRON MEN

Of Auburn's 16 seniors, eight have seen time in at least 30 games during their careers. Courtney Harden leads the group, having played in 38 of a possible 42 games over the past four seasons, and is followed closely by Merrill Johnson (37), Rodgeriquus Smith (37), Robert Dunn (36), Tyrone Green (34), Brad Lester (34), Chris Evans (33) and Robert Shiver (30). Green, Smith and Shiver are the only three members of the senior class to have played in all 30 games over the past three seasons.

## STARTS STREAKS

Junior Sen'Derrick Marks currently own the longest starting streak on the squad, having started all 30 games over the past three seasons. No other player has a starting streak that dates back to the 2006 season. Rodgeriquus Smith had started 28 straight games until the Sept. 13 contest at Mississippi State.

Four other players have started all 17 games dating back to the start of the 2007 season. Seniors Jason Bosley and Tyrone Green, junior Jerraud Powers and sophomore Lee Ziemba have all started every game since last season.

# 2008 Auburn Football Game Notes

## POSITION CHANGES

A number of players have changed positions since last season.

Junior Sen'Derrick Marks moved back to defensive tackle, where he started all 13 games as a freshman before starting every game as a defensive end last year.

Sophomore Mario Fannin, who played running back last season, splits out as a wide receiver in Auburn's new spread offense this year.

Sophomore tackles Lee Ziemba moved from right tackle to left tackles, switching spots Ryan Pugh, who in turn has changed places with Jason Bosley the last two games, moving to center while Bosley plays right tackle.

Junior Gabe McKenzie, who had played tight end during each of his first three seasons at Auburn, switched to defensive end Aug. 19 during preseason camp, and A.J. Greene moved from defensive end to the offensive line Sept. 10.

## TIGER GRADS

Auburn began the season with eight graduates on the roster.

The Tiger graduates include: OL Jason Bosley (finance), RB Tristan Davis (criminology), DL Tez Doolittle (criminology), OL Tyrone Green (criminology), LB Courtney Harden (criminology), LB Merrill Johnson (criminology), WR Rogeriquis Smith (business administration) and WR James Swinton (public administration).

Listed are the top 10 programs in terms of number of players who have completed their bachelor's degrees prior to the start of the 2008 season.

1. Miami (Fla.).....13
2. Boston College .....10
- Virginia Tech .....10
4. Maryland .....9
5. **Auburn** .....**8**
- Clemson .....8
- Pittsburgh.....8
8. Arizona State .....7
- Memphis.....7
- Ohio State.....7
- Penn State.....7

## TIGER PROS

Auburn has demonstrated a proficiency for placing players in the National Football League. Auburn had 27 players listed on opening day NFL rosters, which was tied for 12th most of any college in the nation. The Seattle Seahawks have the most former Tigers, with five former Auburn players on the roster, while the Washington Redskins have four.

## WHEN SCORING 20+ POINTS

Under Tommy Tuberville, Auburn is 68-8 when scoring 20 or more points in a game, including a 65-7 mark in the regular season. Dating back to 1995, Auburn is 89-15 when scoring 20 or more points in a game.

## 30+ POINTS EQUALS VICTORY

Under Tommy Tuberville, Auburn is 45-0 when scoring 30 or more points in a game. Auburn has won 50 consecutive games when scoring 30 or more points.

The last time the Tigers lost when registering at least 30 points was a 56-49, four overtime loss to Georgia in 1996.

In the last 23 years, Auburn is 119-2 when scoring 30 points.

## OFFENSE BY THE NUMBERS

Auburn's offense lost three-year starting quarterback Brandon Cox, but still returned nearly all of its leading rushers and receivers, as well as players responsible for more than 90 percent of their points scored in 2007.

Category	2007	Returning	Percent
Passing Yards	2,317	145	6.3%
Rushing Yards	2,040	2,099	102.9%
Receptions	204	168	82.4%
Receiving Yards	2,317	1,873	80.8%
Scoring	315	1284	90.2%
Touchdowns	38	33	86.8%
Total Offense	4,357	2,244	51.5%
All-Purpose Yards	5,809	5,087	87.6%

## OFFENSIVE LINE EXPERIENCED

The offensive line was a concern for Auburn entering the 2007 season after the Tigers lost four senior starters from the 2006 squad. But three true freshmen joined a pair of juniors in the starting lineup beginning with the season's fourth game, and the Tigers went on to win eight of their last 10 contests. Inexperience is far from an issue this season as the entire group returns for 2008, although sophomore guard Chaz Ramsey has been battling a back injury. Senior center Jason Bosley and senior guard Tyrone Green anchor the group after starting every game last year, while sophomore Lee Ziemba has switched from right tackle to left tackle after also starting every game in 2007 as a true freshmen. Sophomore Ryan Pugh, who started the final 10 games last year, switches from left to right tackle, and junior Byron Isom has moved into the other guard slot for Ramsey.

## AUBURN IN 2008 BY THE NUMBERS

CATEGORY	2008
Record.....	3-1
SEC.....	1-1
West.....	1-1
East.....	0-0
Non-Conference.....	2-0
Home.....	2-1
Away.....	1-0
Neutral.....	0-0
Day.....	1-0
Night (5 p.m. or later).....	2-1
TV Games.....	2-1
CBS.....	0-0
FOX.....	0-0
ESPN.....	0-1
ESPN2.....	1-0
Raycom.....	1-0
Scoring First.....	3-0
Opponent Scoring First.....	0-1
Leading at Half.....	3-1
Trailing at Half.....	0-0
Tied at Half.....	0-0
Leading after Third.....	3-0
Trailing after Third.....	0-1
Tied after Third.....	0-0
Overtime Games.....	0-0
Scoring less than 20 pts.....	1-0
Scoring 20+ points.....	2-1
Scoring 30+ points.....	1-0
Allowing less than 20 pts.....	3-0
Allowing 20+ points.....	0-1
Allowing 30+ points.....	0-0
Rushing for less than 100 yds.....	0-1
Rushing for over 100 yds.....	3-0
Rushing for 200+ yds.....	1-0
Passing for 200+ yds.....	1-1
Passing for 300+ yds.....	0-0
Totaling less than 300 yds.....	0-0
300+ yds. of total offense.....	3-1
400+ yds. of total offense.....	1-0
Allowing less than 100 yds. rushing.....	3-0
Allowing less than 300 yds. total off.....	2-0
Allowing 300+ yds. total offense.....	1-1
Having 100-yd. rusher.....	1-0
Opp. have 100-yd. rusher.....	0-1
No turnovers.....	0-0
Less than 3 turnovers.....	1-1
3 or more turnovers.....	2-0
No takeaways.....	0-0
3 or more takeaways.....	1-0
More than 30:00 of possession.....	2-0
Less than 30:00 of possession.....	1-1

# 2008 Auburn Football Game Notes

## GONE ON D

Defensively in 2008, Auburn is replacing four starters from last year's squad that led the SEC and ranked sixth in the nation in scoring defense (16.9), including two interior linemen and two members of the secondary. Defensive tackles Josh Thompson and Pat Sims combined for 104 tackles including 16 for losses, while safety Eric Brock and cornerback Patrick Lee ranked fifth and sixth on the team with 59 and 55 tackles, respectively. In addition, NFL draft picks Quentin Groves and Jonathan Wilhite were seniors in 2007.

However, three of the top four leading tacklers return in sophomore safety Zac Etheridge (65), senior linebacker Chris Evans (64) and junior cornerback Jerraud Powers (63). Powers also shared the team lead with four interceptions.

Other key returners include juniors Antonio Coleman and Sen'Derrick Marks on the defensive line. Coleman had team highs of 18.5 tackles for loss and 8.5 sacks, while Marks was named to several preseason All-America teams.

Other returning starters are junior linebacker Tray Blackmon and sophomore linebacker Craig Stevens.

In addition to ranking sixth in the nation in scoring defense, the 2007 Auburn defense also ranked sixth nationally in total defense (297.9) and pass defense (173.2).

## AUBURN BY THE NUMBERS

The Tigers return 46 lettermen from last season, including 22 on offense, 20 on defense and four specialists. Auburn returns eight starters on offense and seven on defense.

Auburn's roster of 113 players includes 16 seniors, 18 juniors, 35 sophomores, 15 redshirt freshmen and 29 freshmen. The underclassmen (79) represent 69.9 percent of the Tigers' roster.

A number of walk-ons joined the program after the first day of classes on August 18.

## SCORING FROM ALL SIDES

Auburn achieved a rare feat during the opener against Louisiana-Monroe, scoring touchdowns on offense, defense and special teams. The Tigers scored on a fumble return for a touchdown by Michael Goggans on their first defensive play, then added a punt return for a score by Robert Dunn later in the first quarter. When Brad Lester rushed for a touchdown in the third quarter, it marked the first time Auburn scored touchdowns in all three facets of the game since during a 73-7 victory over ULM in 2003.

## TIGERS TOUGH ON TOP TEN

Auburn has won nine of its last 13 games against teams ranked in the *Associated Press* top 10. The Tigers have won five of their last eight against top-ten teams and six of their last seven at home.

Last year, Auburn won at No. 4 Florida, 20-17, and in 2006, the Tigers beat No. 3 LSU (7-3) and No. 2 Florida (27-17). In 2005, Auburn posted victories at No. 9 Georgia (31-30) and against No. 8 Alabama (28-18). In 2004, Auburn defeated No. 5 LSU (10-9), No. 10 Tennessee (34-10), No. 8 Georgia (24-6) and No. 9 Virginia Tech (16-13) in the NOKIA Sugar Bowl.

Three of the four losses against top-10 teams since the 2004 season have come in close calls against LSU - in overtime in 2005 by a 20-17 score, by a 30-24 score in 2007 when LSU scored on a 22-yard pass play with just one second left, and 26-21 this year when LSU scored a TD with 1:03 remaining.

During the Tommy Tuberville era, Auburn is 15-13 in games played against top 10 teams, and is 15-8 dating back to a 23-20 upset of No. 1-ranked Florida Oct. 13, 2001.

Dating back to the 2002 season, Auburn has played 22 games against top 10 teams.

## ROAD WARRIORS

Over the past five seasons, Auburn has the nation's third-best record in games played away from home (road or neutral site games). The Tigers are 18-4 (.818) since the start of the 2004 season outside of Jordan-Hare Stadium, trailing only USC and Texas (both 24-4, .857). In SEC games, Auburn is 15-3 against SEC teams outside of Auburn since the 2004 season.

## WINNING IN WHITE

Auburn has won 16 of its last 17 games when wearing all white uniforms, including this season's road opener at Mississippi State. The Tigers had not lost when wearing white jerseys during the entire 2004-07 seasons, until Georgia broke the 15-game winning streak in white in Athens last Nov. The Tigers went 5-0 in all white uniforms in 2004, 3-0 in 2005, 4-0 in 2006 and 3-1 in 2007. The streak includes the 2004 SEC Championship game against Tennessee, a 2007 AT&T Cotton Bowl Classic victory over Nebraska and last year's home victory over Vanderbilt when the team wore all white to honor the 1957 national championship team. Auburn also has road wins at Alabama (twice), Ole Miss (twice), Arkansas (twice), Mississippi State (twice), Florida, Georgia, Tennessee, South Carolina and Kentucky during that span.

## UNDER THE LIGHTS AT JORDAN-HARE

Auburn has been tough to beat in night games at Jordan-Hare Stadium, including a season-opening victory over Louisiana-Monroe this year. The Tigers have accumulated a record of 15-3 since the 2000 season in home games starting at 6 p.m. or later. That stretch includes a 4-1 record against ranked opponents, with wins over No. 1 Florida in 2001, No. 2 Florida in 2006, No. 7 Tennessee in 2003 and No. 14 Georgia in 2000.

## OVER TWENTY MILLION SERVED

Auburn surpassed the 20 million mark in all-time total attendance at Jordan-Hare Stadium during the game against Louisiana-Monroe. The Tigers, now in their 69th season at Jordan-Hare Stadium, have drawn 20,248,566 fans. It took 51 seasons for Auburn to draw its first 10 million fans, but took just 18 more to draw the second 10 million. The Tigers surpassed 10 million fans during the fourth home game of the 1990 season - a 56-6 victory over Vanderbilt on Oct. 13.

## TIGERS ON CSS

Comcast/Charter Sports Southeast (CSS) will broadcast encore presentations of Auburn football, every Sunday at 6 p.m. ET/5 p.m. CT with Andy Burcham handling play-by-play duties and Cole Cubelic doing color commentary. CSS will also air the Auburn Football Review every Tuesday at 5 p.m. ET/4 p.m. CT and the Auburn Football Preview every Friday at 4:30 p.m. ET/3:30 p.m. CT.

CSS is a 24-hour regional sports network serving approximately 5.8 million households across 12 Southeastern states.

## DID YOU KNOW?

Linebacker Courtney Harden and defensive tackle Jermarcus Ricks are brothers ... Brad Lester was a high school teammates of the Atlanta Braves' Jeff Francoeur ... Walter McFadden's older brother Bryant plays for the Pittsburgh Steelers ... Clinton Durst was recommended to the Auburn staff by former Auburn and PGA golfer Buddy Gardner ... Neiko Thorpe's last name was Lipscomb until he had it legally changed to his father's last name this summer.





# 2008 Auburn Honors and Awards

## TRAY BLACKMON

- ▶ *Lindy's* Preseason First-Team All-SEC
- ▶ Preseason Second-Team All-SEC
- ▶ Preseason Coaches Second-Team All-SEC
- ▶ Phil Steele's Preseason Third-Team All-SEC

## JASON BOSLEY

- ▶ SEC Offensive Lineman of the Week (Sept. 8)
- ▶ Rimington Trophy Watch List

## WES BYRUM

- ▶ *Sporting News* Preseason First-Team All-SEC
- ▶ *Athlon* Preseason First-Team All-SEC
- ▶ Preseason Second-Team All-SEC

## ANTONIO COLEMAN

- ▶ Bronko Nagurski Trophy Watch List
- ▶ *Sporting News* Preseason First-Team All-SEC
- ▶ Preseason Second-Team All-SEC
- ▶ *Athlon* Preseason Second-Team All-SEC
- ▶ Phil Steele's Preseason Second-Team All-SEC
- ▶ Preseason Coaches Third-Team All-SEC

## TRISTAN DAVIS

- ▶ Phil Steele's Preseason Fourth-Team All-SEC

## TYRONNE GREEN

- ▶ Lombardi Award Watch List
- ▶ *Lindy's* Preseason Second-Team All-American
- ▶ Preseason Second-Team All-SEC
- ▶ Preseason Coaches Second-Team All-SEC
- ▶ *Lindy's* Preseason Second-Team All-SEC
- ▶ *Athlon* Preseason Second-Team All-SEC

## BRAD LESTER

- ▶ Doak Walker Award Watch List

## SEN'DERRICK MARKS

- ▶ Walter Camp Award Watch List
- ▶ Outland Trophy Watch List
- ▶ Lombardi Award Watch List
- ▶ Bronko Nagurski Trophy Watch List
- ▶ *Sports Illustrated* Preseason All-American
- ▶ Playboy Preseason All-American
- ▶ *Lindy's* Preseason First-Team All-American
- ▶ *Sporting News* Preseason Third-Team All-American
- ▶ Preseason First-Team All-SEC
- ▶ Preseason Coaches First-Team All-SEC
- ▶ *Sporting News* Preseason First-Team All-SEC
- ▶ *Lindy's* Preseason First-Team All-SEC
- ▶ *Blue Ribbon* Preseason First-Team All-SEC
- ▶ *Athlon* Preseason Third-Team All-SEC
- ▶ Phil Steele's Preseason Third-Team All-SEC

## JERRAUD POWERS

- ▶ Preseason Second-Team All-SEC
- ▶ Preseason Coaches Second-Team All-SEC
- ▶ *Lindy's* Preseason Second-Team All-SEC
- ▶ *Athlon* Preseason Third-Team All-SEC

## CHAZ RAMSEY

- ▶ Phil Steele's Preseason Fourth-Team All-SEC

## AAIRON SAVAGE

- ▶ Phil Steele's Preseason Third-Team All-SEC

## RYAN SHOEMAKER

- ▶ Ray Guy Award Watch List
- ▶ Preseason First-Team All-SEC
- ▶ Preseason Coaches First-Team All-SEC
- ▶ *Sporting News* Preseason First-Team All-SEC
- ▶ Phil Steele's Preseason First-Team All-SEC
- ▶ *Lindy's* Preseason Second-Team All-SEC
- ▶ *Athlon* Preseason Second-Team All-SEC

## RODGERIQUUS SMITH

- ▶ Phil Steele's Preseason Fourth-Team All-SEC

## BEN TATE

- ▶ Doak Walker Award Watch List
- ▶ Preseason Second-Team All-SEC
- ▶ Preseason Coaches Second-Team All-SEC
- ▶ *Athlon* Preseason Second-Team All-SEC
- ▶ Phil Steele's Preseason Third-Team All-SEC

## LEE ZIEMBA

- ▶ Preseason Second-Team All-SEC
- ▶ Preseason Coaches Second-Team All-SEC
- ▶ Phil Steele's Preseason Second-Team All-SEC

## COACHES' AWARDS

### LOUISIANA-MONROE

- Offense .....Tommy Trott
- Defense .....Michael Goggans
- Special Teams .....Spencer Pybus
- Scout Offense .....Andrew Parmer
- Scout Defense .....Cameron Henderson

### SOUTHERN MISS

- Offense.....Jason Bosley
- Defense .....Jerraud Powers
- Special Teams .....Robert Dunn
- Scout Offense.....Anthony Jemison
- Scout Defense .....Jacob Shirey

### MISSISSIPPI STATE

- Offense .....Montez Billings
- Defense .....Tray Blackmon
- Special Teams .....Jerraud Powers
- Scout Offense .....Michael Gibson
- Scout Defense .....Wade Christopher

# Auburn's 2008 Opponents/Polls

LOUISIANA-MONROE (1-3, 0-1 Sun Belt)			ARKANSAS (2-1, 0-1 SEC)			ASSOCIATED PRESS TOP 25 POLL				
Aug. 30	at #10/11 Auburn	L, 0-34	Aug. 30	WESTERN ILLINOIS	W, 28-24	<b>Rk</b>	<b>School (1st)</b>	<b>Record</b>	<b>Pts.</b>	<b>Prv.</b>
Sept. 6	at Arkansas	L, 27-28	Sept. 6	LOUISIANA-MONROE	W, 28-27	1.	USC (62)	2-0	1,621	1
Sept. 13	ALABAMA A&M	W, 37-15	Sept. 20	#9/13 ALABAMA [Raycom]	L, 14-49	2.	Oklahoma	3-0	1,484	2
Sept. 20	at Tulane	L, 10-24	Sept. 27	at #7/7 Texas [ABC]	2:30 p.m.	3.	<i>Georgia (2)</i>	4-0	1,475	3
Oct. 4	LOUISIANA-LAFAYETTE	6 p.m.	Oct. 4	FLORIDA [Raycom]	11:30 a.m.	4.	Florida (1)	3-0	1,442	4
Oct. 11	at Arkansas State	6 p.m.	Oct. 11	at Auburn	TBA	5.	LSU	3-0	1,363	6
Oct. 18	NORTH TEXAS	6 p.m.	Oct. 18	at Kentucky	TBA	6.	Missouri	4-0	1,360	5
Oct. 25	FLORIDA ATLANTIC	6 p.m.	Oct. 25	OLE MISS	TBA	7.	Texas	3-0	1,174	7
Nov. 1	TROY	6 p.m.	Nov. 1	TULSA	1 p.m.	8.	<i>Alabama</i>	4-0	1,132	9
Nov. 8	at Middle Tennessee	2:30 p.m.	Nov. 8	at South Carolina	TBA	9.	Wisconsin	3-0	1,091	8
Nov. 15	at Ole Miss	TBA	Nov. 22	at Mississippi State	TBA	10.	Texas Tech	4-0	962	11
Nov. 22	at Florida International	6 p.m.	Nov. 28	LSU [CBS]	1:30 p.m.	11.	BYU	4-0	919	14
SOUTHERN MISS (2-2, 0-1 C-USA)			WEST VIRGINIA (1-2, 0-0 Big East)			12.	Penn State	4-0	891	16
Aug. 30	LOUISIANA-LAFAYETTE	W, 51-21	Aug. 30	VILLANOVA	W, 48-21	13.	South Florida	4-0	798	12
Sept. 6	at #9/10 Auburn [Raycom]	L, 13-27	Sept. 6	at East Carolina [ESPN]	L, 3-24	14.	Ohio State	3-1	790	13
Sept. 13	at Arkansas State	W, 27-24	Sept. 18	at Colorado [ESPN]	L, 14-17 (OT)	15.	<b>Auburn</b>	3-1	<b>785</b>	<b>10</b>
Sept. 20	MARSHALL [CSS]	L, 27-34	Sept. 27	MARSHALL	3:30 p.m.	16.	Wake Forest	3-0	711	18
Oct. 4	UTEP	6 p.m.	Oct. 4	RUTGERS	12 p.m.	17.	Utah	4-0	574	20
Oct. 11	BOISE STATE [CBSCS]	7 p.m.	Oct. 11	SYRACUSE	TBA	18.	Kansas	3-1	555	19
Oct. 18	at Rice	2 p.m.	Oct. 23	AUBURN [ESPN]	7:30 p.m.	19.	Boise State	3-0	363	NR
Oct. 25	at Memphis [CBSCS]	7 p.m.	Nov. 1	at Connecticut	TBA	20.	Clemson	3-1	300	23
Nov. 1	UAB [CSS]	7 p.m.	Nov. 8	CINCINNATI	TBA	21.	<i>Vanderbilt</i>	4-0	242	NR
Nov. 8	at UCF	2:30 p.m.	Nov. 22	at Louisville	TBA	22.	Illinois	2-1	224	22
Nov. 15	EAST CAROLINA	2 p.m.	Nov. 28	at Pitt [ABC]	TBA	23.	East Carolina	3-1	201	15
Nov. 29	at SMU	2 p.m.	Dec. 6	SOUTH FLORIDA [ESPN/ESPN2]	TBA	24.	TCU	4-0	117	NR
MISSISSIPPI STATE (1-3, 0-1 SEC)			OLE MISS (2-2, 0-1 SEC)			25.	Fresno State	2-1	105	25
Aug. 30	at Louisiana Tech [ESPN2]	L, 14-22	Aug. 30	MEMPHIS	W, 41-24	<b>OTHERS RECEIVING VOTES</b>				
Sept. 6	SOUTHEASTERN LOUISIANA	W, 34-10	Sept. 6	at #20/20 Wake Forest [ABC/ESPN2]	L, 28-30	Oregon 100, Oklahoma State 98, Virginia Tech 63,				
Sept. 13	#9/9 AUBURN [ESPN2]	L, 2-3	Sept. 13	SAMFORD	W, 34-10	Colorado 39, Nebraska 32, UConn 26, Tulsa 19, Miami 17,				
Sept. 20	at Georgia Tech [Raycom]	L, 7-38	Sept. 20	VANDERBILT	L, 17-23	Michigan State 14, Georgia Tech 8, Kentucky 7,				
Sept. 27	at #5/6 LSU [ESPN2]	6:30 p.m.	Sept. 27	at #4/4 Florida [Raycom]	11:30 a.m.	Northwestern 7, Ball State 6, South Carolina 3, Florida				
Oct. 11	VANDERBILT	TBA	Oct. 4	SOUTH CAROLINA	1 p.m.	State 2, North Carolina 2, <i>West Virginia</i> 2, Minnesota 1.				
Oct. 18	at Tennessee	TBA	Oct. 18	at Alabama	TBA	<b>USA TODAY COACHES TOP 25 POLL</b>				
Oct. 25	MIDDLE TENNESSEE	TBA	Oct. 25	at Arkansas	TBA	<b>Rk</b>	<b>School (1st)</b>	<b>Record</b>	<b>Pts.</b>	<b>Prv.</b>
Nov. 1	KENTUCKY	TBA	Nov. 1	AUBURN	TBA	1.	USC (56)	2-0	1,517	1
Nov. 15	at Alabama	TBA	Nov. 15	LOUISIANA-MONROE	TBA	2.	Oklahoma (2)	3-0	1,424	2
Nov. 22	ARKANSAS	TBA	Nov. 22	at LSU	TBA	3.	<i>Georgia (2)</i>	4-0	1,388	3
Nov. 28	at Ole Miss [Raycom]	11:30 a.m.	Nov. 28	MISSISSIPPI STATE [Raycom]	11:30 a.m.	4.	Florida (1)	3-0	1,345	4
LSU (3-0, 1-0 SEC)			TENNESSEE-MARTIN (3-1, 1-0 OVC)			5.	Missouri	4-0	1,284	5
Aug. 30	APPALACHIAN STATE [ESPN]	W, 41-13	Aug. 30	at #19/21 South Florida	L, 7-56	6.	LSU	3-0	1,247	6
Sept. 6	TROY	ppd.	Sept. 6	BAKER	W, 56-0	7.	Texas	3-0	1,143	7
Sept. 13	NORTH TEXAS	W, 41-3	Sept. 11	CONCORDIA	W, 87-21	8.	Wisconsin	3-0	1,041	8
Sept. 20	at #10/9 Auburn [ESPN]	W, 26-21	Sept. 20	at Austin Peay	W, 31-17	9.	Texas Tech	4-0	944	10
Sept. 27	MISSISSIPPI STATE [ESPN2]	6:30 p.m.	Sept. 27	at Murray State	6 p.m.	10.	<i>Alabama</i>	4-0	939	13
Oct. 11	at Florida	TBA	Oct. 4	TENNESSEE STATE	2 p.m.	11.	BYU	4-0	931	11
Oct. 18	at South Carolina	TBA	Oct. 9	EASTERN ILLINOIS	6 p.m.	12.	Penn State	4-0	818	15
Oct. 25	GEORGIA	TBA	Oct. 16	at Tennessee Tech	7 p.m.	13.	Ohio State	3-1	744	14
Nov. 1	TULANE	7 p.m.	Oct. 23	JACKSONVILLE STATE	6:30 p.m.	14.	South Florida	4-0	721	16
Nov. 8	ALABAMA	TBA	Nov. 8	at Auburn	1:30 p.m.	15.	Wake Forest	3-0	678	18
Nov. 22	OLE MISS	TBA	Nov. 15	at Southeast Missouri	1 p.m.	16.	<b>Auburn</b>	3-1	<b>650</b>	<b>9</b>
Nov. 28	at Arkansas [CBS]	1:30 p.m.	Nov. 22	EASTERN KENTUCKY	12 p.m.	17.	Utah	4-0	528	20
TENNESSEE (1-2, 0-1 SEC)			GEORGIA (4-0, 1-0 SEC)			18.	Kansas	3-1	506	19
Sept. 1	at UCLA [ESPN]	L, 24-27 (OT)	Aug. 30	GEORGIA SOUTHERN	W, 45-21	19.	Clemson	3-1	378	21
Sept. 13	UAB [Raycom]	W, 35-3	Sept. 6	CENTRAL MICHIGAN [FSN]	W, 56-17	20.	Boise State	3-0	265	NR
Sept. 20	#4/4 FLORIDA [CBS]	L, 6-30	Sept. 13	at South Carolina	W, 14-7	21.	Illinois	2-1	233	23
Sept. 27	at #15/16 Auburn [CBS]	2:30 p.m.	Sept. 20	at Arizona State [ABC]	W, 27-10	22.	Oregon	3-1	174	12
Oct. 4	NORTHERN ILLINOIS	7 p.m.	Sept. 27	#8/10 ALABAMA [ESPN]	7:45 p.m.	23.	TCU	4-0	151	NR
Oct. 11	at Georgia	TBA	Oct. 11	TENNESSEE	TBA	24.	Fresno State	2-1	117	NR
Oct. 18	MISSISSIPPI STATE	TBA	Oct. 18	VANDERBILT	TBA	25.	<i>Vanderbilt</i>	4-0	103	NR
Oct. 25	ALABAMA	TBA	Oct. 25	at LSU	TBA	<b>OTHERS RECEIVING VOTES</b>				
Nov. 1	at South Carolina	TBA	Nov. 1	vs. Florida	TBA	East Carolina 88, Nebraska 83, Oklahoma State 55, UConn				
Nov. 8	WYOMING	TBA	Nov. 8	at Kentucky	TBA	54, Virginia Tech 47, Michigan State 37, Kentucky 36,				
Nov. 22	at Vanderbilt	TBA	Nov. 15	at Auburn	TBA	Colorado 30, Northwestern 21, Tulsa 17, Ball State 16,				
Nov. 29	KENTUCKY	TBA	Nov. 29	GEORGIA TECH	TBA	Arizona State 11, California 9, Minnesota 8, Purdue 8,				
VANDERBILT (4-0, 2-0 SEC)			ALABAMA (4-0, 1-0 SEC)			Georgia Tech 7, Miami (Fla.) 7, <i>West Virginia</i> 7, Cincinnati				
Aug. 30	at Miami (Ohio)	W, 34-13	Aug. 30	vs. #9/9 Clemson [ABC]	W, 34-10	6, Maryland 6, Louisville 3.				
Sept. 6	#24/24 S. CAROLINA [ESPN]	W, 24-17	Sept. 6	TULANE	W, 20-6	<i>2008 Auburn opponents in italics</i>				
Sept. 13	RICE	W, 38-21	Sept. 13	WESTERN KENTUCKY	W, 41-7					
Sept. 20	at Ole Miss	W, 23-17	Sept. 20	at Arkansas [Raycom]	W, 49-14					
Oct. 4	AUBURN [ESPN]	5 p.m.	Sept. 27	at #3/3 Georgia [ESPN]	6:45 p.m.					
Oct. 11	at Mississippi State	TBA	Oct. 4	KENTUCKY [CBS]	2:30 p.m.					
Oct. 18	at Georgia	TBA	Oct. 18	OLE MISS	TBA					
Oct. 25	DUKE	TBA	Oct. 25	at Tennessee	TBA					
Nov. 8	FLORIDA	TBA	Nov. 1	ARKANSAS STATE	TBA					
Nov. 15	at Kentucky	TBA	Nov. 8	at LSU	TBA					
Nov. 22	TENNESSEE	TBA	Nov. 15	MISSISSIPPI STATE	TBA					
Nov. 29	at Wake Forest	TBA	Nov. 29	AUBURN	TBA					

# 2008 Auburn Depth Chart

Pronunciation Guide		Offense		Defense	
2 Aairon Savage DB <b>AIR-un</b>	<b>RB</b>	<b>1 Brad Lester (5-11, 197, Sr.) --OR--</b> <b>44 Ben Tate (5-11, 216, Jr.)</b> 9 Tristan Davis (5-10, 212, Sr.) --OR-- 32 Eric Smith (5-10, 232, Fr.)	<b>DE</b>	<b>52 Antonio Coleman (6-3, 250, Jr.)</b> 45 Antoine Carter (6-4, 252, So.)	
19 Neil Caudle QB <b>CAW-dull</b>	<b>QB</b>	<b>12 Chris Todd (6-4, 217, Jr.)</b> 18 Kodi Burns (6-2, 205, So.) 19 Neil Caudle (6-3, 199, So.)	<b>NG</b>	<b>99 Tez Doolittle (6-3, 283, Sr.)</b> 93 Mike Blanc (6-4, 290, So.)	
25 D'Antoine Hood DB <b>duh-AN-twon</b>	<b>X</b>	<b>80 Rodgeriquis Smith (6-1, 195, Sr.)</b> 16 James Swinton (6-0, 180, Sr.) 27 Mario Fannin (5-11, 225, So.)	<b>DT</b>	<b>94 Sen'Derrick Marks (6-2, 296, Jr.)</b> 91 Jake Ricks (6-4, 300, Jr.) 98 Zach Clayton (6-3, 290, So.)	
49 Michael Goggans DE <b>GAH-guns</b>	<b>H</b>	<b>3 Robert Dunn (6-0, 174, Sr.)</b> 81 Terrell Zachery (6-1, 205, So.) 87 Derek Winter (6-0, 199, Fr.)	<b>DE</b>	<b>49 Michael Goggans (6-3, 259, So.)</b> 83 Gabe McKenzie (6-5, 253, Jr.)	
50 Ryan Pugh OL <b>PYEW</b>	<b>LT</b>	<b>73 Lee Ziemba (6-8, 285, So.)</b> 66 Mike Berry (6-3, 312, So.)	<b>LB</b>	<b>46 Craig Stevens (6-3, 221, So.)</b> 56 Courtney Harden (6-1, 230, Sr.)	
57 Byron Isom DL <b>buh-RONEYE-some</b>	<b>LG</b>	<b>71 Tyronne Green (6-2, 307, Sr.)</b> 79 Jared Cooper (6-4, 291, RFr.)	<b>LB</b>	<b>10 Tray Blackmon (6-0, 216, Jr.)</b> 17 Josh Bynes (6-2, 230, So.) 31 Adam Herring (6-1, 213, RFr.)	
71 Tyronne Green OG <b>ty-ROAN</b>	<b>C</b>	<b>50 Ryan Pugh (6-4, 284, So.)</b> 68 Jason Bosley (6-4, 273, Sr.)	<b>LB</b>	<b>59 Chris Evans (6-0, 218, Sr.) --OR--</b> <b>55 Merrill Johnson (6-0, 210, Sr.)</b>	
73 Lee Ziemba OL <b>ZIM-bah</b>	<b>RG</b>	<b>57 Byron Isom (6-3, 291, So.)</b> 53 Bart Eddins (6-4, 289, So.) 78 Darrell Roseman (6-4, 275, So.)	<b>FS</b>	<b>4 Zac Etheridge (6-0, 206, So.)</b> 11 Mike Slade (6-3, 192, RFr.)	
80 Rodgeriquis Smith WR <b>rod-REE-guez</b>	<b>RT</b>	<b>68 Jason Bosley (6-4, 273, Sr.)</b> 50 Ryan Pugh (6-4, 280, So.) 75 Andrew McCain (6-6, 295, Jr.)	<b>SS</b>	<b>26 Mike McNeil (6-2, 204, So.)</b> 24 Jonathan Vickers (6-3, 204, Sr.) 33 Christian Thompson (6-1, 186, Fr.)	
82 Phillip Pierre-Louis WR <b>pee-AIR LOO-iss</b>	<b>Y</b>	<b>5 Tommy Trott (6-5, 242, Jr.)</b> 13 Tim Hawthorne (6-3, 209, So.) 92 Vance Smith (6-2, 245, Fr.)	<b>LC</b>	<b>8 Jerraud Powers (5-10, 192, Jr.)</b> 25 D'Antoine Hood (5-10, 184, Fr.)	
85 Quindarius Carr WR <b>quin-DARE-ee-us</b>	<b>Z</b>	<b>84 Montez Billings (6-2, 186, Jr.)</b> 85 Quindarius Carr (6-1, 176, RFr.) 89 Darvin Adams (6-3, 178, Fr.)	<b>RC</b>	<b>6 Walter McFadden (6-0, 177, Jr.)</b> 15 Neiko Thorpe (6-2, 171, Fr.)	
86 John Cubelic WR <b>CUBE-eh-lic</b>					
93 Mike Blanc DE <b>BLAHNK</b>					
Tommy Tuberville <b>TUB-er-ville</b>					
<b>Special Teams</b>					
	<b>PK</b>	<b>18 Wes Byrum (6-2, 214, So.)</b> 37 Morgan Hull (6-3, 189, So.)	<b>PR</b>	<b>3 Robert Dunn (6-0, 174, Sr.)</b> 8 Jerraud Powers (5-10, 192, Jr.)	
	<b>P</b>	<b>97 Clinton Durst (6-1, 190, RFr.)</b> 21 Ryan Shoemaker (6-0, 186, So.) 22 Patrick Tatum (6-2, 216, So.)	<b>KOR</b>	<b>27 Mario Fannin (5-11, 225, So.) &amp;</b> <b>9 Tristan Davis (5-10, 212, Sr.)</b>	
	<b>DS</b>	<b>60 Robert Shiver (6-3, 225, Sr.)</b> 61 Josh Harris (6-1, 220, RFr.)		1 Brad Lester (5-11, 197, Sr.) & 44 Ben Tate (5-11, 216, Jr.) --OR-- 3 Robert Dunn (6-0, 174, Sr.)	
	<b>H</b>	<b>96 Clayton Crofoot (6-6, 186, Jr.)</b> 19 Neil Caudle (6-3, 199, So.)			

# 2008 Auburn Football Game Recaps

<b>GAME</b> <b>1</b>	<b>LOUISIANA-MONROE</b>	<b>0</b>
	<b>#10 AUBURN</b>	<b>34</b>
	August 30, 2008	
Jordan-Hare Stadium (87,451) • Auburn, Ala.		

No. 10 Auburn scored touchdowns on defense, special teams and offense and Ben Tate rushed for 115 yards as the Tigers dominated in a 34-0 season-opening victory over Louisiana-Monroe under the lights in Jordan-Hare Stadium. It marked the first time since the 2003 season that the Tigers were able to punch the ball into the end zone on all three sides of the ball.

On the first defensive play of the game for Auburn, Antonio Coleman broke through ULM's offensive line to sack quarterback Kinsmon Lancaster and force a fumble. Sophomore Michael Goggans recovered the fumble and dashed nine yards into the end zone for the touchdown, the first of his career.

Robert Dunn closed out the first quarter with a 66-yard punt return for a touchdown to put the Tigers ahead 14-0. Dunn's punt return for a touchdown was the first for Auburn since Robert Baker returned a punt 79 yards for a touchdown against South Carolina in 1996, snapping the nation's longest streak without returning a punt for a touchdown. The Tigers had played 144 consecutive games without a punt return for a touchdown.

Following a special teams fumble recovery by freshman Spencer Pybus to start the second half, the Tigers went 30 yards in three plays on a 19-yard rush by Mario Fannin and a pair of rushes by Brad Lester, including a 3-yard run around the right side for a touchdown.

Tate's 115 yards on the ground was his fourth career 100-yard rushing game. A 49-yard left side run late in the second quarter was the longest of the junior's career, surpassing his career long of 44 yards set in 2007 against Vanderbilt. The 49-yard run was also the longest of the game for the Tigers.

Auburn finished the game with 321 yards rushing, its most since 2005 against Kentucky when the Tigers posted 338.

Quarterback Chris Todd capped off the scoring with a 3-yard touchdown pass to Chris Slaughter midway through the fourth quarter. It marked the first touchdowns at Auburn for each player.

Senior Rodgeriquis Smith finished the game with 57 yards receiving on five catches to lead the passing attack.

Wes Byrum added a pair of field goals, from 33 and 19 yards out, to give the sophomore 19 career field goals.

SCORING SUMMARY		
Louisiana-Monroe	0	0 0 0 — 0
Auburn	14	3 10 7 — 34
AU—Goggans 9 fumble recovery (Byrum kick), 12:08, 1st AU—Dunn 66 punt return (Byrum kick), 00:04, 1st AU—Byrum 33 field goal, 1:16, 2nd AU—Lester 3 run (Byrum kick), 14:08, 3rd AU—Byrum 19 field goal, 00:24, 3rd AU—Slaughter 3 pass from Todd (Byrum kick), 6:49, 4th		
TEAM STATISTICS		
	<b>ULM</b>	<b>AU</b>
First Downs	12	19
Rushes-Yards	30-84	46-321
Passing Yards	136	85
Comp-Att-Int	20-38-0	13-27-1
Total Plays-Yards	68-220	73-406
Punts-Avg.	11-39.3	7-43.4
Fumbles/Lost	2/2	0/0
Penalties-Yards	4-20	7-55
3rd Down Conv.	2-of-18	5-of-15
Time of Possession	31:09	28:51
INDIVIDUAL STATISTICS		
<b>RUSHING: (ULM)</b> Goodin 15-39, Lancaster 11-33, McCoy 1-7, Lovett 3-5; <b>(AU)</b> Tate 13-115, Burns 6-69, Smith 9-66, Lester 14-52 (TD), Fannin 2-21, Todd 2(-2).		
<b>PASSING: (ULM)</b> Lancaster 20-38-0, 136; <b>(AU)</b> Todd 9-18-1, 70 (TD), Burns 4-9, 15.		
<b>RECEIVING: (ULM)</b> Zacharie 8-61, McCoy 5-10, McCall 3-25, Goodin 2-24, Ambrose 2-16; <b>(AU)</b> R.Smith 5-57, Slaughter 4-13 (TD), Carr 1-6, Tate 1-5, Swinton 1-4, Fannin 1-0.		

In his debut as defensive coordinator, Paul Rhoads' defense became the first since 2006 to hold an opponent scoreless. The last time that Auburn blanked an opponent was Nov. 4, 2006, against Arkansas State.

The defense held ULM to just 220 yards of offense, and the Warhawks were just 2-of-18 on third-down conversions.

The Tigers had 19 players see action in their first collegiate games at Auburn.

With the win, Auburn owns the all-time series against ULM, 7-0.

<b>GAME</b> <b>2</b>	<b>SOUTHERN MISS</b>	<b>13</b>
	<b>#9 AUBURN</b>	<b>27</b>
	September 6, 2008	
Jordan-Hare Stadium (87,451) • Auburn, Ala.		

No. 9 Auburn had a trio of players rush for touchdowns as the Tigers routed Southern Miss, 27-13, in front of another sellout crowd of 87,451 at Jordan-Hare Stadium.

After two first quarter fumbles in the red zone, Ben Tate got the Tigers on the board with a 1-yard left end rush for a touchdown early in the second quarter. Quarterback Chris Todd connected with Rodgeriquis Smith for a 21-yard reception and Brad Lester moved the ball to the 1-yard line to set up the Tate touchdown.

Following the Golden Flashes' next possession, Auburn marched 76 yards down the field with Todd hitting Mario Fannin for 18 yards, Terrell Zachery for 17 yards and Montez Billings for 13 yards. Tristan Davis capped off the drive with a 13-yard touchdown run on his first carry since the 2005 Iron Bowl against Alabama. Davis' score was his first since 2005 at Kentucky and gave Auburn a 14-0 lead at the half.

Wes Byrum knocked in a career-long 52-yard field goal on Auburn's first drive of the third quarter. His previous career-long was from 49 yards out, which he nailed last season against Southern Florida. It also marked the first time that an Auburn placekicker had hit a 50-plus yard field goal since John Vaughn in 2006.

Kodi Burns rushed into the end zone from 1-yard out for Auburn's final touchdown to give the Tigers a commanding 24-0 lead midway through the third quarter. The score was result of a 12-play, 75-yard move down the field with Todd completing 21-yard and 20-yard passes to Tate and Davis, respectively. Tate added a 13-yard rush to set up the touchdown.

Auburn allowed its first points of the season at the 2:33 mark in the third quarter. The Golden Eagles, capitalizing on an interception, were able to get into the end zone on a 1-yard pass from Austin Davis to Shawn Nelson. The Tigers had held their opponents scoreless for the first 102:27 of the season before allowing a point.

After another USM touchdown, Byrum added a 23-yard field goal to close out the Tigers' scoring efforts in the fourth quarter.

For the second straight game, Auburn limited its opponent to under 100 yards on the ground. The Golden Flashes were only able to muster 37 yards rushing on 27 attempts.

SCORING SUMMARY		
Southern Miss	0	6 7 — 13
Auburn	14	10 3 — 27
AU—Tate 1 run (Byrum kick), 13:10, 2nd AU—Davis 13 run (Byrum kick), 8:23, 2nd AU—Byrum 52 field goal, 12:38, 3rd AU—Burns 1 run (Byrum kick), 6:49, 3rd USM—Nelson 1 pass from Davis, 2:33, 3rd USM—Nelson 17 pass from Davis (Barefoot kick), 11:48, 4th AU—Byrum 23 field goal, 7:06, 4th		
TEAM STATISTICS		
	<b>USM</b>	<b>AU</b>
First Downs	20	22
Rushes-Yards	27-37	41-132
Passing Yards	268	248
Comp-Att-Int	33-50-2	21-34-1
Total Plays-Yards	77-305	75-380
Punts-Avg.	8-40.0	5-44.2
Fumbles-Lost	4-1	5-3
Penalties-Yards	8-76	6-53
3rd Down Conv.	1-of-14	4-of-12
Time of Possession	29:40	30:20
INDIVIDUAL STATISTICS		
<b>RUSHING: (USM)</b> Fletcher 13-29, Kirksey 2-8, Davis 12-0; <b>(AU)</b> Tate 15-71 (TD), Lester 12-45, Davis 2-15 (TD), E.Smith 2-8, Dunn 2-6, Fannin 1-3, Burns 2(-1) (TD), Todd 2(-11).		
<b>PASSING: (USM)</b> Davis 33-50-2, 268 (2TD); <b>(AU)</b> Todd 21-31-0, 0-3-1.		
<b>RECEIVING: (USM)</b> Nelson 12-118 (2TD), Brown 8-88, Fletcher 6-57, Parham 3-13, Morgan 2(-1), Baptiste 2(-7); <b>(AU)</b> Tate 3-51, Trott 3-44, Billings 3-30, Fannin 3-22, Dunn 2-21, Lester 2-13, R.Smith 1-21, Davis 1-20, Zachery 1-17, Carr 1-8, E.Smith 1-1.		

Three Tigers recorded sacks in the game. Tray Blackmon and Zach Clayton each registered a sack and Antonio Coleman had his second sack in as many games.

After gaining only 85 yards through the air against Louisiana-Monroe in the season opener, quarterback Chris Todd completed 21-of-31 passes for 248 yards. In all, 11 different Auburn receivers caught passes in the game, marking the most Tigers to catch passes in a single game since 2005 against Ole Miss.

Robert Dunn set a new career-high in punt return yards with 103.

With the win, Auburn now leads the all-time series against Southern Miss 17-5 and has won the last three meetings.

# 2008 Auburn Football Game Recaps

<b>GAME</b> <b>3</b>	<b>#9 AUBURN</b>	<b>3</b>
	<b>MISSISSIPPI STATE</b>	<b>2</b>
	September 13, 2008 Davis-Wade Stadium (52,911) • Starkville, Miss.	

A second quarter Wes Byrum field goal held as No. 9 Auburn won its SEC opener 3-2 on the road against Mississippi State. The Tigers improved to 3-0, while MSU slipped to 1-2.

Byrum put the only points on the board for the Tigers with a 35-yard field goal midway through the second quarter for a 3-0 lead. Byrum capped off an eight play, 39-yard drive that was highlighted by Montez Billings' 30-yard reception and an 11-yard rush by Brad Lester. The Tigers stood at the Bulldogs' 11-yard line, but were flagged for back-to-back false starts and forced to kick the field goal.

Byrum looked to put Auburn up by a pair of field goals as the half closed out, but sent the ball wide left from 42 yards out.

For the third straight week, Auburn shut out its opponent in the first half. Mississippi State was only able to generate two drives in double digits, 12 and 22 yards, and was held within its own territory for the entire half.

The opening of the third quarter looked bleak for the Tigers, with the Bulldogs recovering a fumble on Auburn's first play from scrimmage. Antonio Coleman responded by sacking MSU quarterback Wesley Carroll for a 7-yard loss. It was Coleman's third sack in as many games. An Auburn pass interference penalty gave the Bulldogs a first down, but the Tiger defense held and forced a 38-yard field goal attempt by Adam Carlson. A bad snap threw off the timing and Carlson was short on his attempt.

Two drives later, the Auburn defense came up big by holding MSU on an attempt to convert on fourth-and-one. Turning the ball over on downs, the Tigers started the drive from their own 37-yard line. Ben Tate rushed for 15 yards and Chris Todd connected with Montez Billings for a 31-yard completion to put the Tigers in the red zone at the 7-yard line. Unable to push into the end zone for the touchdown, Byrum faced a 22-yard field goal but missed wide left for the second time in the game.

Mississippi State's only points came at the 7:05 mark in the fourth quarter when an Auburn holding penalty in the end zone resulted in a safety.

On MSU's ensuing possession, Tray Blackmon stopped the Bulldogs short on another fourth-and-one at Auburn's 41-yard line.

Walter McFadden shut the door on any further attempts by MSU to score by picking Carroll at the Auburn 18-yard line with 2:18 left in the game. It was the first interception of the season for McFadden and the second of his career.

The Auburn defense limited the Bulldogs to 116 yards of total offense, the fewest yards allowed since holding Kentucky to 110 yards of total offense in 2004. Mississippi State did not convert a third or fourth down, going 0-14 and 0-3, respectively.

SCORING SUMMARY			
Auburn	.....0	3	0 0 - 3
Mississippi State	.....0	0	0 2 - 2

AU—Byrum 35 field goal, 7:38, 2nd  
MS—Team safety, 7:05, 4th

TEAM STATISTICS	AU	MSU
First Downs	14	6
Rushes-Yards	45-161	30-38
Passing Yards	154	78
Comp-Att-Int	14-26-0	10-25-1
Total Plays-Yards	71-315	55-116
Punts-Avg.	8-40.2	10-38.1
Fumbles-Lost	3-3	1-0
Penalties-Yards	12-94	4-23
3rd Down Conv.	3-of-16	0-of-14
Time of Possession	32:13	27:47

#### INDIVIDUAL STATISTICS

**RUSHING:** (AU) Tate 20-92, Lester 9-51, Davis 5-29, Fannin 1-12; Todd 7-(-19) (MSU) Ducre 16-49, Dixon 7-5, McRae 1-(-1), Carroll 5-(-14).

**PASSING:** (AU) Todd 14-26-0, 154; (MSU) Carroll 10-25-1, 78.

**RECEIVING:** (AU) Billings 3-68, Dunn 3-37, R.Smith 2-8, Lester 2-6, Tate 2-5, Carr 1-28, Fannin 1-2; (MSU) Riley 3-26, Bell 2-25, McRae 2-15, Ducre 2-11, Hoskins 1-1).

Seven Auburn defensive players logged tackles for loss, including two each from Merrill Johnson and Tez Dootittle.

A pair of running backs, Brad Lester and Tate, reach 1,500 career rushing yards. They became the 22nd and 23rd players, respectively, to accomplish the feat in Auburn football history.

The Tigers recorded 315 yards of total offense, but were unable to score a touchdown. It was the first time since 1974 that Auburn won a game by only scoring three points, beating Miami (Fl.) 3-0.

<b>GAME</b> <b>4</b>	<b>#6 LSU</b>	<b>26</b>
	<b>#10 AUBURN</b>	<b>21</b>
	September 20, 2008 Jordan-Hare Stadium (87,451) • Auburn, Ala.	

Jarrett Lee's 18-yard touchdown pass to Brandon LaFell with 1:03 left in the fourth quarter lifted No. 6 LSU over No. 10 Auburn, 26-21, in a dramatic SEC West showdown in front of a sellout crowd under the lights at Jordan-Hare Stadium.

True to tradition, the game was a back and forth battle with four lead changes, and came down to the final seconds on the clock. For the first time in nine meetings, the road team left town out with the win.

LSU took a 3-0 lead in the first quarter on a Colt David 46-yard field goal, but Auburn jumped ahead on its first series of the second quarter. Quarterback Chris Todd connected with Tim Hawthorne for a 29-yard completion to spark the Tiger drive, and Ben Tate followed with a 16-yard rush around the right side. After a defensive pass interference call, Tate rushed up the middle for a 1-yard touchdown run for a 7-3 lead.

The Bayou Bengals had a chance to bring the game within one, but David missed a 50-yard field goal attempt.

Auburn added to its lead on Gabe McKenzie's 24-yard interception return for a touchdown. McKenzie, who started his junior campaign as a tight end and before switching to the defensive side of the ball, recorded his first interception and first career defensive touchdown. Heading into halftime, Auburn held a 14-3 advantage on the Bayou Bengals.

On its first possession of the second half, LSU's Lee hit Chris Mitchell for 39 yards and the touchdown to put the score at 14-10 in favor of Auburn.

Following a Todd interception, LSU moved 89 yards on four plays with three passes exceeding 20 yards. The drive was capped off by a halfback pass from Keiland Williams to Demetrius Byrd from 22 yards out as time expired in the third quarter to take a 17-14 lead into the final quarter.

LSU extended its lead on a David field goal from 32 yards out to go up 20-14 with 8:27 left.

Auburn stormed back on the ensuing possession. Starting on its own 26-yard line, Todd again found Hawthorne for a 58-yard gain. Tate rushed for three yards before Todd connected with Robert Dunn in the end zone for the touchdown to regain the lead, 21-20.

The Auburn defense forced LSU to go three-and-out on its next possession, but Auburn was unable to move the ball in response and was forced to punt.

SCORING SUMMARY			
LSU	.....3	0	14 9 - 26
Auburn	.....0	14	0 7 - 21

LSU—David 46 field goal, 2:02, 1st  
AU—Tate 1 run (Byrum kick), 8:56, 2nd  
AU—McKenzie 24 interception (Byrum kick), 1:31, 2nd  
LSU—C.Mitchell 39 pass from Lee (David kick), 6:28, 3rd  
LSU—Byrd 22 pass from Williams (David kick), 0:00, 3rd  
LSU—David 32 field goal, 8:27, 4th  
AU—Dunn 15 pass from Todd (Byrum kick), 6:40, 4th  
LSU—LaFell 18 pass from Lee (Lee pass failed), 1:03, 4th

TEAM STATISTICS	LSU	AU
First Downs	20	16
Rushes-Yards	38-178	36-70
Passing Yards	220	250
Comp-Att-Int	14-29-1	17-32-2
Total Plays-Yards	67-398	68-320
Punts-Avg.	6-48.3	7-35.4
Fumbles-Lost	3-0	1-0
Penalties-Yards	5-55	2-10
3rd Down Conv.	4-of-14	4-of-14
Time of Possession	31:00	29:00

#### INDIVIDUAL STATISTICS

**RUSHING:** (LSU) Scott 21-132, Hatch 10-40, Williams 2-8, Johnson 2-4, Murphy 2-(-4); (AU) Tate 19-45 (TD), Lester 7-26, Todd 10-(-1).

**PASSING:** (LSU) Lee 11-22-1, 182 (2TD), Hatch 2-6-0, 16, Williams 1-1-0, 22 (TD); (AU) Todd 17-32-2, 250 (TD).

**RECEIVING:** (LSU) LaFell 4-92 (TD), Byrd 3-38 (TD), J.Mitchell 2-16, Scott 2-15, C.Mitchell 1-39 (TD) Dickson 1-16, Murphy 1-4; (AU) R.Smith 5-73, Dunn 4-60 (TD), Billings 3-26, Hawthorne 2-87, Lester 2-2, Tate 1-2.

With four minutes left on the clock and working from its own 46-yard line, LSU picked up three first downs to move to the Auburn 18-yard line to set up the game-deciding touchdown.

Hawthorne finished the game as Auburn's leading receiver with 87 yards through the air. His 58-yard catch midway through the fourth quarter was Auburn's longest play from scrimmage through four games and it was the longest of Hawthorne's career.

Todd finished the game with 250 yards passing, including a touchdown pass.

The Auburn defense allowed LSU to convert just 4-of-14 third-down attempts.

# Noting Head Coach Tommy Tuberville

## Tuberville Era Records

Jordan-Hare Stadium .....	52-15
Away .....	25-15
Neutral .....	6-4
SEC .....	50-24
West.....	31-16
East .....	19-8
Non-conference .....	30-9
Natural grass .....	77-32
Artificial turf .....	5-2
Overtime games .....	4-3
Day games .....	51-18
Night games.....	31-15
August .....	2-1
September .....	33-8
October .....	23-13
November .....	19-7
December/January .....	6-5
TV Games .....	53-32
ABC.....	2-5
CBS .....	11-9
ESPN.....	19-13
ESPN2 .....	7-0
Raycom (LFS/JP).....	13-7
Fox.....	1-0
AU scores first.....	65-5
Opponent scores first.....	18-29
Leading at Half .....	68-7
Trailing at Half .....	11-26
Tied at Half .....	4-1
Leading after Third .....	74-8
Trailing after Third.....	6-26
Tied after Third.....	3-0
Overtime Games.....	3-3
Scoring less than 20 pts. ....	13-26
Scoring 20+ points .....	69-8
Scoring 30+ points .....	45-0
Allowing less than 20 pts. ....	63-5
Allowing 20+ points.....	20-29
Allowing 30+ points.....	3-13
Rushing for less than 100 yds. ....	11-20
Rushing for over 100 yds. ....	73-14
Rushing for 200+ yds. ....	34-3
Passing for 200+ yds. ....	41-11
Passing for 300+ yds. ....	6-2
Totalling less than 300 yds. ....	17-20
300+ yds. of total offense.....	66-14
400+ yds. of total offense.....	39-3
500+ yds. of total offense.....	12-0
Allowing less than 100 yds. rushing .....	46-4
Allowing less than 300 yds. total off. ....	47-5
Allowing 300+ yds. total offense .....	35-29
Having 100-yd. rusher .....	45-6
Opp. have 100-yd. rusher .....	13-20
AU outrushes opponent.....	72-9
AU is outrushed .....	11-25
AU outpasses opponent .....	48-14
AU is outpassed .....	34-20
Equal passing.....	1-0
vs. AP Top 5.....	4-1
vs. AP Top 10 .....	15-13
vs. AP Top 25 .....	20-19

- ▶ Has directed Auburn to 83 overall wins, good for fourth in school history. Auburn has won 71 percent of its games under Tuberville, ranking him eighth in school history.
- ▶ Directed Auburn to a 48-18 mark in the league since 2000, which is the second-best mark in the Southeastern Conference.
- ▶ Won 100th career game on Oct. 6, 2007 in 35-7 win over Vanderbilt.
- ▶ Has won 28 of last 35 SEC games and 29 of last 36 against SEC opponents.
- ▶ Led last seven teams to bowl games, including New Year's Day bowl in four of the last six years. Has won four of last five bowl games and has won five bowl games, which is tied for second most in school history with Shug Jordan, and one behind Pat Dye (6).
- ▶ Led Auburn to its best season ever in 2004 as the Tigers won a school-record 13 games and captured the Southeastern Conference and NOKIA Sugar Bowl titles.
- ▶ Named the 2004 AFCA, Associated Press, Paul "Bear" Bryant, Walter Camp and SEC Coach of the Year. Was also named the 1997 Associated Press SEC Coach of the Year.
- ▶ Guided Auburn to the 2004 Southeastern Conference Championship. Tuberville has led Auburn to at least a share of the Western Division title in five of his seven seasons.
- ▶ Directed Auburn to 15 wins over AP Top 10 teams since the start of the 2002 season.
- ▶ Led Auburn to 52 wins in last 66 games (79 percent) and 47 of the last 57 (82 percent), which included 15 straight from 2003-04.
- ▶ Auburn's 15-game win streak from 2003-04 marked Tuberville's longest winning streak as a head coach.
- ▶ Directed the Tigers to seven SEC road wins of 20-plus points since 2002, including three in 2004.
- ▶ In 22 previous years coaching at the Division I level, has been part of 20 winning seasons, including three national championships.
- ▶ Led AU to at least one victory against an AP top 10 team in a school-record seven consecutive seasons.
- ▶ Coached 62 players that have been drafted in the NFL, including 33 at Auburn.
- ▶ Coached 14 first-round NFL Draft picks, including the 1991 first overall pick, Russell Maryland, and four 2004 first-round draft picks (Ronnie Brown, Carnell Williams, Carlos Rogers and Jason Campbell).
- ▶ Eight former players have played in the NFL Pro Bowl, including Jessie Armstead, Jerome Brown, Rudi Johnson, Ray Lewis, Russell Maryland, Marcus McNeill, Warren Sapp and Marcus Washington.
- ▶ Is 19-5 in his career in games decided by three points or less.
- ▶ Auburn is 9-4 in its last 13 games against top 10 opponents in the AP poll.
- ▶ Won a school-record eight straight SEC road games from 2005-07, and currently has won 14 of last 17 games against SEC opponents outside of Auburn.
- ▶ Has won 75 of last 82 regular-season games when scoring 20 points or more.
- ▶ Finished in AP top 10 in two of the previous four years.
- ▶ Only team in country to defeat 2006 National Champion Florida, and only coach to defeat two teams in final top five in country (No. 1 Florida, No. 3 LSU) in 2006.
- ▶ First Auburn coach ever to win six straight over Alabama.
- ▶ Third all-time in Iron Bowl victories (7), behind Bear Bryant (19) and Ralph "Shug" Jordan (9).
- ▶ Only coach ever to win four consecutive games at Bryant-Denny Stadium in Tuscaloosa.

## Tuberville's Head Coaching Record

Year	School	W-L	SEC	Notes
1995	Ole Miss	6-5	3-5 (5th W)	
1996	Ole Miss	5-6	2-6 (5th W)	
1997	Ole Miss	8-4	4-4 (3rd W)	Music City Bowl
1998	Ole Miss	6-5	3-5 (4th W)	Independence Bowl
1999	Auburn	5-6	2-6 (5th W)	
2000	Auburn	9-4	6-2 (1st W)	SEC West Champs; Citrus Bowl
2001	Auburn	7-5	5-3 (1st W)	SEC West Co-Champs; Peach Bowl
2002	Auburn	9-4	5-3 (1st W)	SEC West Co-Champs; Capital One Bowl Champs
2003	Auburn	8-5	5-3 (3rd W)	Music City Bowl Champs
2004	Auburn	13-0	8-0 (1st W)	SEC Champions; NOKIA Sugar Bowl Champs
2005	Auburn	9-3	7-1 (1st W)	SEC West Co-Champs; Capital One Bowl
2006	Auburn	11-2	6-2 (2nd W)	AT&T Cotton Bowl Champs
2007	Auburn	9-4	6-3 (2nd W)	Chick-fil-A Bowl Champs
2008	Auburn	3-1	1-1	
<b>Totals</b>	<b>12 Years</b>	<b>108-54</b>	<b>63-44</b>	
<b>Auburn</b>		<b>83-34</b>	<b>51-24</b>	
<b>Ole Miss</b>		<b>25-20</b>	<b>12-20</b>	

# Auburn Superlatives Under Tommy Tuberville

## MOST POINTS

1.	73 vs. Louisiana-Monroe	11-1-03
2.	63 vs. Ball State	9-17-05
3.	56 vs. Western Carolina	9-7-02
4.	55 vs. New Mexico State	9-22-07
5.	52 vs. Louisiana Tech	10-9-04
	52 vs. Louisiana-Monroe	11-9-02

## FEWEST POINTS ALLOWED

1.	0 vs. Louisiana-Monroe	8-30-08
	0 vs. Arkansas State	11-4-06
	0 at Mississippi State	9-9-06
	0 vs. Mississippi State	9-10-05
	0 vs. Louisiana-Monroe	9-4-04
	0 vs. Western Carolina	9-7-02
	0 vs. Ball State	9-1-01
	0 vs. Vanderbilt	9-30-00
	0 at Alabama	11-18-00

## MOST FIRST DOWNS

1.	37 vs. Western Carolina	9-7-02
2.	33 vs. The Citadel	9-25-04
3.	31 vs. Tennessee	12-4-04
4.	29 vs. Louisiana Tech	10-20-01
	29 vs. Western Kentucky	9-27-03

## FEWEST FIRST DOWNS ALLOWED

1.	5 vs. Ball State	9-1-01
2.	6 at Mississippi State	9-13-01
3.	7 vs. Western Kentucky	9-27-03
	7 vs. South Carolina	10-1-05
5.	8 at Alabama	11-18-00
	8 vs. The Citadel	9-25-04

## MOST RUSHING ATTEMPTS

1.	62 at Georgia	11-10-01
2.	57 vs. Tennessee	10-4-03
3.	56 vs. Mississippi State	10-18-03
4.	54 vs. Syracuse	9-28-02
5.	53 at Arkansas	10-13-07

## FEWEST RUSHING ATT., OPPONENT

1.	16 by Kansas State	9-1-07
	16 by Tennessee	10-4-03
3.	17 by La Tech	10-21-00
4.	18 by Florida	10-13-01
5.	21 by LSU	9-18-99

## MOST RUSHING YARDS

1.	405 vs. Mississippi State	10-18-03
2.	390 vs. Ball State	9-17-05
3.	388 at Kentucky	11-5-05
4.	345 vs. Western Carolina	9-7-02
5.	321 vs. Louisiana-Monroe	8-30-08

## FEWEST RUSHING YARDS ALLOWED

1.	-36 vs. Florida	10-13-01
2.	-27 vs. Central Florida	11-6-99
3.	4 vs. Tennessee	10-4-03
4.	23 at Alabama	11-18-00
	23 vs. Louisiana-Monroe	11-1-03
	23 vs. Ole Miss	10-29-05

## MOST PASSES ATTEMPTED

1.	48 vs. Louisiana Tech	10-20-01
2.	44 vs. Georgia Tech	9-3-05
3.	43 vs. Clemson [Chick-fil-A]	12-31-07
	43 at Florida	12-2-00
5.	41 at LSU	10-22-05

## MOST PASSES COMPLETED

1.	28 vs. Louisiana Tech	10-20-01
	28 vs. Michigan	1-1-01
3.	27 vs. Tennessee	12-4-04
4.	26 vs. Clemson [Chick-fil-A]	12-31-07
	26 vs. Alabama	11-20-99

## FEWEST PASSES ATT., OPPONENT

1.	10 by Arkansas	10-7-06
2.	15 by The Citadel	9-25-04
	15 by Arkansas	10-12-02
	15 by Syracuse	9-22-01
5.	16 by Arkansas	10-27-01

## FEWEST PASSES COMP., OPPONENT

1.	5 by Mississippi State	9-15-07
	5 by Ball State	9-1-01
3.	6 by The Citadel	9-25-04
	6 by Syracuse	9-22-01
5.	7 by Arkansas	10-7-06

## MOST PASSING YARDS

1.	416 vs. Georgia	11-13-99
2.	394 vs. Michigan	1-1-00
3.	381 vs. Louisiana Tech	10-20-01
4.	374 vs. Tennessee	12-4-04
5.	359 vs. The Citadel	9-25-04

## FEWEST PASSING YARDS ALLOWED

1.	32 by Ball State	9-1-01
2.	41 by Mississippi State	9-15-07
3.	66 by Arkansas	10-12-02
4.	69 by Tennessee	12-4-04
5.	71 by The Citadel	9-25-04

## MOST TOTAL OFFENSE

1.	621 vs. Western Carolina	9-7-02
2.	593 vs. The Citadel	9-25-04
3.	589 at Kentucky	11-5-05
4.	572 vs. Ball State	9-17-05
5.	567 vs. Western Kentucky	9-27-03
6.	559 vs. Tennessee	12-4-04

## FEWEST TOTAL YARDS ALLOWED

1.	92 vs. Ball State	9-1-01
2.	110 vs. Kentucky	10-23-04
3.	116 at Mississippi State	9-13-08
3.	135 at Alabama	11-18-00
4.	151 vs. Louisiana-Monroe	11-1-03
5.	152 vs. Vanderbilt	9-30-00

## PUNTING AVERAGE (MIN. OF 4)

1.	50.8 at So. California	9-2-02
2.	50.5 at Vanderbilt	9-30-00
3.	50.2 at Alabama	11-18-06
4.	50.0 vs. Louisiana Tech	10-20-01
5.	49.3 vs. North Carolina	12-31-01

## MOST TIME OF POSSESSION

1.	39:31 vs. Tennessee	12-4-04
2.	38:58 at Georgia	11-10-01
3.	37:52 at Ole Miss	10-28-06
4.	37:45 at Alabama	11-18-00
5.	36:43 vs. Florida	10-14-06



# Auburn Superlatives Under Tommy Tuberville

## Auburn Team Superlatives

Points Scored	73	vs. Louisiana-Monroe (11/1/03)
Low	0	vs. USC (8/30/03)
First Downs	37	vs. Tennessee (10/2/99)
Low	7	at Mississippi State (10/7/00)
Rushing Plays	62	at Georgia (11/10/01)
Low	19	at Mississippi State (10/7/00)
Net Rushing Yards	405	vs. Mississippi State (10/18/03)
Low	1	vs. Florida (10/16/99)
Passes Attempted	48	vs. Louisiana Tech (10/20/01)
Low	13	vs. Mississippi State (10/6/01)
Passes Completed	28	vs. Louisiana Tech (10/20/01)
Low	4	vs. Georgia (11/11/06)
Had Intercepted	4	at Georgia (11/10/07); vs. Georgia (11/11/06); vs. Georgia Tech (9/3/05); vs. Louisiana Tech (10/20/01); at Tennessee (10/2/99)
Low	0	36 times
Net Passing Yards	416	vs. Georgia (11/13/99)
Low	35	vs. Georgia (11/11/06)
Total Offensive Plays	90	vs. Clemson (12/31/07)
Low	37	vs. Georgia (11/11/06)
Total Net Offense	621	vs. Western Carolina (11/9/02)
Low	164	three times
Fumbles	5	vs. Southern Miss (9/6/08)
Low	0	vs. Florida (10/14/01)
Fumbles Lost	4	21 times
Low	0	at Syracuse (9/22/01)
Penalties	13	33 times
Low	1	at Florida (10/19/02)
Penalty Yards	112	vs. Mississippi State (9/10/05)
Low	10	at Ole Miss (9/9/00)
		vs. Mississippi State (9/10/05)

## Auburn Individual Superlatives

Rushing Attempts	41	Carnell Williams at Georgia (11/10/01)
Net Rushing Yards	249	Rudi Johnson vs. La. Tech (10/21/00)
Rushing TDs	6	Carnell Williams vs. Miss. State (10/18/03)
Pass Attempts	48	Daniel Cobb vs. La. Tech (10/20/01)
Pass Completions	28	Daniel Cobb vs. La. Tech (10/20/01)
Had Intercepted	4	Brandon Cox at Georgia (11/10/07)
	4	Brandon Cox vs. Georgia (11/11/06)
	4	Brandon Cox vs. Georgia Tech (9/3/05)
	4	Daniel Cobb vs. La. Tech (10/20/01)
	4	Jeff Klein at Tennessee (10/2/99)
Net Passing Yards	416	Ben Leard at Georgia (11/13/99)
Passing TDs	5	Daniel Cobb vs. La. Tech (10/20/01)
Receptions	10	Ronney Daniels vs. UCF (11/6/99)
Receiving Yards	249	Ronney Daniels vs. UCF (11/6/99)
TD Receptions	2	11 times, last by Rod Smith vs. New Mexico St. (9/22/07)
Punts	10	Damon Duval vs. Miss. State (10/7/00)
Punt Average	54.7	Kody Bliss vs. La.-Monroe (11/1/03)
Punts Inside 20	4	Clinton Durst vs. La-Monroe (8/30/08)
	4	Patrick Tatum vs. New Mex St. (9/22/07)
	4	Kody Bliss vs. LSU (9/16/06), at Georgia (11/15/03), vs. USC (8/30/03)
Punt Returns	7	Tre Smith vs. South Carolina (10/1)
	7	Roderick Hood vs. W. Carolina (9/7/02)
Punt Return Yards	109	Joe Walkins vs. Ball State (9/1/01)
Kickoff Returns	6	Carnell Williams vs. La. Tech (10/20/01)
Kickoff Return Yards	150	Carnell Williams vs. La. Tech (10/20/01)
FG Attempts	6	John Vaughn at LSU (10/22/05)
FG Made	4	John Vaughn vs. Florida (10/14/06)
	4	John Vaughn vs. Washington St. (9/2/06)
Interceptions	4	Junior Rosegreen at Tennessee (10/2/04)
Interception Yards	93	Walter McFadden vs. Tennessee Tech (11/3/07)

## Auburn Individual Long Plays

Rushing	80	C. Williams vs. Alabama (11/22/03) [TD]
Passing	87	J. Campbell/S. Daniels vs. La. Tech (10/9/04) [TD]
Receiving	87	Silas Daniels vs. La. Tech (10/9/04) [TD]
Field Goal	57	Philip Yost vs. W. Kentucky (9/27/03)
Punt	71	Damon Duval vs. N. Illinois (9/23/00)
Punt Return	66	Robert Dunn vs. Louisiana-Monroe (8/30/08) [TD]
Kickoff Return	100	Tim Carter vs. LSU (9/16/00) [TD]
Interception Return	93	Walter McFadden vs. Tenn. Tech (11/3/07) [TD]

## Opponent Team Superlatives

Points Scored	45	Georgia (11/10/07)
Low	0	nine times
First Downs	29	Louisiana Tech (10/21/00)
Low	5	Ball State (9/1/01)
Rushing Plays	52	South Florida (9/8/07)
	52	Syracuse (9/22/01)
Low	16	Kansas State (9/1/07)
	16	Tennessee (10/4/03)
Net Rushing Yards	328	Alabama (11/17/01)
Low	36	Florida (10/14/01)
Passes Attempted	69	LSU (9/18/99)
Low	10	Arkansas (10/7/06)
Passes Completed	47	Louisiana Tech (10/21/00)
Low	5	Mississippi State (9/15/07)
	5	Ball State (9/1/01)
Had Intercepted	5	two times, last at Tenn. (10/2/04)
Low	0	29 times
Net Passing Yards	433	Louisiana Tech (10/21/00)
Low	32	Ball State (9/1/01)
Total Offensive Plays	90	LSU (9/18/99)
Low	44	Tennessee (12/4/04)
Total Net Offense	549	Alabama (11/17/01)
Low	92	Ball State (9/1/01)
Fumbles	5	South Carolina (10/1/05)
Low	0	22 times
Fumbles Lost	4	Mississippi State (9/13/02)
Low	0	46 times
Penalties	16	Kansas State (9/1/07)
Low	2	Ole Miss (10/28/06)
	2	Washington State (9/2/06)
	2	Ball State (9/17/05)
	2	Alabama (11/18/00)
Penalty Yards	141	Kansas State (9/1/07)
Low	7	Alabama (11/18/00)

## Opponent Individual Superlatives

Rushing Attempts	33	Shaun Alexander (Alabama), 11/20/99
Net Rushing Yards	241	Fred Talley (Arkansas), 10/12/02
Rushing TDs	3	James Munro (Syracuse), 9/22/01
	3	Shaun Alexander (Alabama), 11/20/99
Pass Attempts	65	Luke McCown (La. Tech.), 10/21/00
Pass Completions	47	Luke McCown (La. Tech.), 10/21/00
Had Intercepted	5	Luke McCown (La. Tech.), 10/21/00
Net Passing Yards	433	Luke McCown (La. Tech.), 10/21/00
Passing TDs	5	Rex Grossman (Florida), 10/14/00
Receptions	15	James Jordan (La. Tech.), 10/21/00
Receiving Yards	203	Charles Lee (UCF), 11/6/99
TD Receptions	3	Chris Collins (Ole Miss), 11/2/02
	3	Jabar Gaffney (Florida), 10/14/00
Punts	10	seven players
Punt Average	50.3	Jonathan Kilger (Georgia), 11/11/00
Punts Inside 20	4	Brady Dalfrey (LSU), 9/20/08
	4	Tim Reyer (Kansas State), 9/1/07
	4	Javier Beorlegui (UCF), 11/6/99
Punt Returns	7	Ronald Hatcher (Vanderbilt), 9/30/00
Punt Return Yards	96	Deuce McAllister (Ole Miss), 9/9/00
Kickoff Returns	5	Carlos Thomas (S. Carolina), 10/1/05
	5	Felix Jones (Arkansas), 10/15/05
Kickoff Return Yards	162	Brandon Brooks (Alabama), 11/22/03
FG Attempts	4	three times
FG Made	4	Billy Bennett (Georgia), 11/11/00
	4	Jeff Chandler (Florida), 10/16/99
Interceptions	3	Deon Grant (Tennessee), 10/2/99
Interception Yards	99	Odell Thurman (Georgia), 11/15/03

## Opponent Individual Long Plays

Rushing	83	C.J. Spiller (Clemson), 12/27/07 [TD]
Passing	83	V. Penn/C. Lee (UCF), 11/6/99
Field Goal	49	Brandon Coutu (Georgia), 11/12/05
Punt	73	Blake McAdams (Mississippi State), 9/15/07
Punt Return	87	Deuce McAllister (Ole Miss), 9/9/00
Kickoff Return	96	Brandon Brooks (Alabama), 11/22/03 [TD]
Interception Return	99	Odell Thurman (Georgia), 11/15/03 [TD]

# 2008 Auburn Football Player Sketches



**MIKE BERRY** #66  
OL  
6-3 · 306 · So. · 1L  
Antioch, Tenn. (Brentwood Academy)  
Pre-Business

2008 — Seen time in every game this season ... Saw limited action against Louisiana-Monroe, grading at 86 percent overall on 19 snaps ... Graded at 78 percent overall on nine offensive snaps with two pancake blocks and one rodeo block ... Has three rodeo blocks and two pancake blocks on the season.



**MONTEZ BILLINGS** #84  
WR  
6-2 · 183 · Jr. · 2L  
Pelham, Ala. (Pelham)  
Public Administration

2008 — Did not play against Louisiana-Monroe due to injury ... Started vs. Southern Miss and tied for team lead with three catches (for 30 yards) ... Led Tigers with 68 yards receiving on three catches in victory on the road at Mississippi State ... Matched season-high with three catches vs. LSU for 26 yards.

### BILLINGS' CAREER RECEIVING STATS

YEAR	G/GS	NO	YDS	AVG	TD	LP/OPPONENT
2006	11/0	3	47	15.7	0	21/Arkansas State
2007	12/9	28	321	11.5	1	31/LSU
2008	3/3	9	124	13.8	0	31/Mississippi State
<b>Totals</b>	<b>26/12</b>	<b>40</b>	<b>492</b>	<b>12.3</b>	<b>1</b>	<b>31 (2x, last vs. Miss. St., 9/13/08)</b>

### BILLINGS' CAREER GAME HIGH STATS

	No.	Opponent	Date
Receptions	6	LSU	10/20/07
Rec. Yards	78	LSU	10/20/07
Rec. TDs	1	LSU	10/20/07

### BILLINGS' GAME-BY-GAME STATS

DATE	OPPONENT	REC	YDS	AVG	TD
9/1/07	KANSAS STATE				DID NOT PLAY
9/8/07	SOUTH FLORIDA	1	5	5.0	0
9/15/07	MISSISSIPPI STATE	0	0	0.0	0
9/22/07	NEW MEXICO STATE	0	0	0.0	0
9/29/07	* at Florida	3	56	18.7	0
10/6/07	* VANDERBILT	2	36	18.0	0
10/13/07	* at Arkansas	5	31	6.2	0
10/20/07	* at LSU	6	78	13.0	1
10/27/07	* OLE MISS	2	22	11.0	0
11/3/07	* TENNESSEE TECH	2	44	22.0	0
11/10/07	* at Georgia	3	21	7.0	0
11/24/07	* ALABAMA	3	15	5.0	0
12/31/07	* vs. Clemson (Chick-fil-A)	1	13	13	0

DATE	OPPONENT	REC	YDS	AVG	TD
8/30/08	LOUISIANA-MONROE				DID NOT PLAY
9/6/08	* SOUTHERN MISS	3	30	10.0	0
9/13/08	* MISSISSIPPI STATE	3	68	22.7	0
9/20/08	* LSU	3	26	8.7	0
9/27/08	TENNESSEE				
10/4/08	at Vanderbilt				
10/11/08	ARKANSAS				
10/23/08	at West Virginia				
11/1/08	at Ole Miss				
11/8/08	TENNESSEE-MARTIN				
11/15/08	GEORGIA				
11/29/08	at Alabama				



**TRAY BLACKMON** #10  
LB  
6-0 · 211 · Jr. · 2L  
LaGrange, Ga. (LaGrange)  
Undecided

2008 — Second Team Preseason Media All-SEC ... Second Team Preseason Coaches All-SEC ... Phil Steele's Preseason Third Team All-SEC ... Started vs. Louisiana-Monroe and registered two tackles and one QB hurry in limited action ... Made eighth consecutive regular season game start vs. Southern Miss ... Racked up one sack (minus 2 yards) to go with three total tackles vs. Golden Eagles ... Led Tigers with six tackles, five solo, in road win vs. Mississippi State ... Also had one TFL for minus 6 yards vs. Mississippi State ... Tied for team lead with eight tackles vs. LSU.

### BLACKMON'S CAREER DEFENSIVE STATS

YEAR	G/GS	TT	UT	AT	TFL-YDS	QBS-YDS	FF/FR	PD	I/YDS
2006	6/4	18	14	4	2.5-7	0.5-3	0/3	0	0/0
2007	9/9	45	26	19	0.5-2	0.0-0	0/0	2	1/49
2008	4/4	19	12	7	2.0-8	1.0-2	0/0	0/0	0/0
<b>Totals</b>	<b>19/17</b>	<b>82</b>	<b>52</b>	<b>30</b>	<b>5.0-17</b>	<b>1.5-5</b>	<b>0/3</b>	<b>2</b>	<b>1/49</b>

### BLACKMON'S CAREER GAME HIGH STATS

	No.	Opponent	Date
Tackles	9	2x (last vs. Ole Miss)	10/27/07
Tackles for loss	1.5	Ole Miss	10/28/06
Sacks	1.0	Southern Miss	9/6/08

### BLACKMON'S GAME-BY-GAME STATS

DATE	OPPONENT	TT	UT	AT	TFL-YDS	INT-YDS
9/2/06	WASHINGTON STATE					DID NOT PLAY
9/9/06	at Mississippi State					DID NOT PLAY
9/16/06	LSU					DID NOT PLAY
9/23/06	BUFFALO					DID NOT PLAY
9/28/06	at South Carolina					DID NOT PLAY
10/7/06	ARKANSAS					DID NOT PLAY
10/14/06	FLORIDA	0	0	0	0.0-0	0-0
10/21/06	* TULANE	1	1	0	0.0-0	0-0
10/28/06	at Ole Miss	5	4	1	1.5-5	0-0
11/4/06	* ARKANSAS STATE	2	2	0	1.0-2	0-0
11/11/06	* GEORGIA	4	3	1	0.0-0	0-0
11/18/06	* at Alabama	6	4	2	0.0-0	0-0
1/1/07	vs. Nebraska (Cotton)					DID NOT PLAY

# 2008 Auburn Football Player Sketches

DATE	OPPONENT	TT	UT	AT	PD	INT-YDS
9/1/07	* KANSAS STATE	3	1	2	1	1-49
9/8/07	SOUTH FLORIDA					DID NOT PLAY
9/15/07	MISSISSIPPI STATE					DID NOT PLAY
9/22/07	NEW MEXICO STATE					DID NOT PLAY
9/29/07	* at Florida	2	0	2	0	0-0
10/6/07	VANDERBILT					DID NOT PLAY
10/13/07	* at Arkansas	9	6	3	0	0-0
10/20/07	* at LSU	3	3	0	0	0-0
10/27/07	* OLE MISS	9	4	5	0	0-0
11/03/07	* TENNESSEE TECH	5	2	3	0	0-0
11/10/07	* at Georgia	3	3	0	0	0-0
11/24/07	* ALABAMA	7	4	3	0	0-0
12/31/07	vs. Clemson (Chick-fil-A)	4	3	1	0	0-0

DATE	OPPONENT	TT	UT	AT	TFL-YDS	QBS-YDS
8/30/08	* LOUISIANA-MONROE	2	1	1	0	0-0
9/6/08	* SOUTHERN MISS	3	2	1	1.0-2	1.0-2
9/13/08	* MISSISSIPPI STATE	6	5	1	1.0-6	0.0-0
9/20/08	* LSU	8	4	4	0.0-0	0.0-0
9/27/08	TENNESSEE					
10/4/08	at Vanderbilt					
10/11/08	ARKANSAS					
10/23/08	at West Virginia					
11/1/08	at Ole Miss					
11/8/08	TENNESSEE-MARTIN					
11/15/08	GEORGIA					
11/29/08	at Alabama					

DATE	OPPONENT	TT	UT	AT	TFL-YDS	QBS-YDS
8/30/08	* LOUISIANA-MONROE	0	0	0	0.0-0	0.0-0
9/6/08	* SOUTHERN MISS	4	2	2	0.5-0	0.0-0
9/13/08	* MISSISSIPPI STATE	3	2	1	0.0-0	0.0-0
9/20/08	* LSU	0	0	0	0.0-0	0.0-0
9/27/08	TENNESSEE					
10/4/08	at Vanderbilt					
10/11/08	ARKANSAS					
10/23/08	at West Virginia					
11/1/08	at Ole Miss					
11/8/08	TENNESSEE-MARTIN					
11/15/08	GEORGIA					
11/29/08	at Alabama					



**JASON BOSLEY** #68  
OL  
6-4 · 274 · Sr. · 3L  
Huntsville, Ala. (Grissom)  
Finance

**CAREER** — Has played in 26 career games, starting 20.  
**SPRING 2008** — Received Top Grade Point Average Award and the Pat Dye Leadership Award by the coaching staff following spring drills.

**2008** — Started at center in season opener vs. Louisiana-Monroe, grading 95 percent overall (59 plays) with one cockroach block, six pancake blocks and six rodeo blocks ... Made his first career start at right tackle and graded 94 percent overall on 70 plays vs. Southern Miss ... Had five rodeo blocks and two cockroach blocks vs. USM ... Played 76 snaps vs. Mississippi State, grading overall at 82 percent ... Had nine rodeo and three cockroach blocks vs. MSU ... Graded at 88 percent overall on 70 snaps vs. LSU ... Had three rodeo and six cockroach blocks vs. LSU ... Has 12 cockroach blocks, six pancake blocks and 23 rodeo blocks for the season.



**MIKE BLANC** #93  
DL  
6-4 · 290 · So. · 1L  
Pompano Beach, Fla. (Deerfield Beach)  
Undecided


**2008** — Earned first career start in season opener vs. Louisiana-Monroe ... Started and notched four tackles vs. Southern Miss ... Also had a half a TFL for no gain vs. USM ... Finished with three tackles, two solo, in win vs. Mississippi State ... Had two QB hurries vs. LSU.

### BLANC'S CAREER DEFENSIVE STATS

YEAR	G/GS	TT	UT	AT	TFL-YDS	QBS-YDS	FF/FR	PD	I/YDS
2007	11/0	6	3	3	0.0-0	0.0-0	0/0	0	0-0
2008	4/4	7	4	3	0.5-0	0.0-0	0/0	0	0-0
<b>Totals</b>	<b>15/4</b>	<b>13</b>	<b>7</b>	<b>6</b>	<b>0.5-0</b>	<b>0.0-0</b>	<b>0/0</b>	<b>0</b>	<b>0-0</b>

### BLANC'S GAME-BY-GAME STATS

DATE	OPPONENT	TT	UT	AT	TFL-YDS	QBS-YDS
9/1/07	KANSAS STATE	1	1	0	0	0-0
9/8/07	SOUTH FLORIDA	0	0	0	0	0-0
9/15/07	MISSISSIPPI STATE	1	1	0	0	0-0
9/22/07	NEW MEXICO STATE	0	0	0	0	0-0
9/29/07	at Florida					DID NOT PLAY
10/6/07	VANDERBILT	2	0	2	0	0-0
10/13/07	at Arkansas	0	0	0	0	0-0
10/20/07	at LSU	0	0	0	0	0-0
10/27/07	OLE MISS	1	0	1	0	0-0
11/03/07	TENNESSEE TECH	1	1	0	0	0-0
11/10/07	at Georgia	0	0	0	0	0-0
11/24/07	ALABAMA					DID NOT PLAY
12/31/08	vs. Clemson (Chick-fil-A)	0	0	0	0	0-0



**KODI BURNS** #18  
QB  
6-1 · 206 · So. · 1L  
Fort Smith, Ark. (Northside)  
Undecided

**SPRING 2008** — Received the Offensive MVP Award for A-Day after completing 14-of-21 passes for 142 yards and one touchdown.

**2008** — Started season opener vs. Louisiana-Monroe ... Was second on team in rushing vs. ULM with 69 yards on six carries (11.5 avg./c) before leaving game with lower leg injury in third quarter ... Saw limited action vs. Southern Miss due to injury ... Had a 1-yard touchdown run vs. the Golden Eagles in the third quarter.

### BURNS' CAREER PASSING STATS

YEAR	G/GS	CMP	ATT	PCT	YDS	INT	TD	LP/OPPONENT
2007	9/1	10	26	38.5	145	1	2	58/New Mexico State
2008	2/1	4	12	33.3	15	1	0	7/Louisiana-Monroe
<b>Totals</b>	<b>11/2</b>	<b>14</b>	<b>38</b>	<b>36.8</b>	<b>160</b>	<b>2</b>	<b>2</b>	<b>58/New Mexico State</b>

### BURNS' CAREER RUSHING STATS

YEAR	G/GS	NO	YDS	AVG	TD	LP/OPPONENT
2007	9/1	54	203	3.8	3	18/Mississippi State
2008	2/1	8	68	8.5	1	23/Louisiana-Monroe
<b>Totals</b>	<b>11/2</b>	<b>62</b>	<b>271</b>	<b>4.4</b>	<b>4</b>	<b>23/Louisiana-Monroe</b>

# 2008 Auburn Football Player Sketches

## BURN'S CAREER GAME HIGH STATS

	No.	Opponent	Date
Completions	8	Mississippi State	9/15/07
Pass Attempts	12	Mississippi State	9/15/07
Pass Yards	65	Mississippi State	9/15/07
Pass TDs	1	2x (last vs. Clemson)	12/31/07
Interceptions	1	Mississippi State	9/15/07
Rush Attempts	22	Mississippi State	9/15/07
Rush Yards	87	Mississippi State	9/15/07
Rush TDs	1	3x (last vs. Clemson)	12/31/07

## BURNS' GAME-BY-GAME PASSING STATS

DATE	OPPONENT	CMP	ATT	YDS	INT	TD
9/1/07	KANSAS STATE			DID NOT PLAY		
9/8/07	SOUTH FLORIDA			DID NOT PLAY		
9/15/07	MISSISSIPPI STATE	8	12	65	1	0
9/22/07	* NEW MEXICO STATE	1	5	58	0	1
9/29/07	at Florida	0	0	0	0	0
10/6/07	VANDERBILT	0	1	0	0	0
10/13/07	at Arkansas	0	0	0	0	0
10/20/07	at LSU	0	0	0	0	0
10/27/07	OLE MISS	0	0	0	0	0
11/03/07	TENNESSEE TECH	0	4	0	0	0
11/10/07	at Georgia			DID NOT PLAY		
11/24/07	ALABAMA			DID NOT PLAY		
12/31/07	vs. Clemson (Chick-fil-A)	1	4	22	0	1

DATE	OPPONENT	CMP	ATT	YDS	INT	TD
8/30/08	* LOUISIANA-MONROE	4	9	15	0	0
9/6/08	SOUTHERN MISS	0	3	0	1	0
9/13/08	MISSISSIPPI STATE			DID NOT PLAY		
9/20/08	LSU			DID NOT PLAY		
9/27/08	TENNESSEE					
10/4/08	at Vanderbilt					
10/11/08	ARKANSAS					
10/23/08	at West Virginia					
11/1/08	at Ole Miss					
11/8/08	TENNESSEE-MARTIN					
11/15/08	GEORGIA					
11/29/08	at Alabama					



**JOSH BYNES** #17  
**LB**  
 6-2 · 230 · So. · 1L  
 Lauderdale Lakes, Fla. (Boyd Anderson)  
 Undecided

2008 — Tied for second on team with six tackles in season opener vs. Louisiana-Monroe ... Recorded one stop (assisted) vs. Southern Miss ... Had two solo tackles vs. Mississippi ... Played, but did not record a tackle vs. LSU.

## BYNES' CAREER DEFENSIVE STATS

YEAR	G/GS	TT	UT	AT	TFL-YDS	QBS-YDS	FF/FR	PD	I/YDS
2007	5/0	10	8	2	2.0-4	0.0-0	1/0	0	0-0
2008	4/0	3	3	6	0.0-0	0.0-0	0/0	0	0.0
<b>Totals</b>	<b>9/0</b>	<b>19</b>	<b>11</b>	<b>8</b>	<b>2.0-4</b>	<b>0.0-0</b>	<b>0/0</b>	<b>0</b>	<b>0.0</b>

## BYNES' GAME-BY-GAME STATS

DATE	OPPONENT	TT	UT	AT	TFL-YDS	QBS-YDS
8/30/08	LOUISIANA-MONROE	6	1	5	0.0-0	0.0-0
9/6/08	SOUTHERN MISS	1	0	1	0.0-0	0.0-0
9/13/08	MISSISSIPPI STATE	2	2	0	0.0-0	0.0-0
9/20/08	LSU	0	0	0	0.0-0	0.0-0
9/27/08	TENNESSEE					
10/4/08	at Vanderbilt					
10/11/08	ARKANSAS					
10/23/08	at West Virginia					
11/1/08	at Ole Miss					
11/8/08	TENNESSEE-MARTIN					
11/15/08	GEORGIA					
11/29/08	at Alabama					



**WES BYRUM** #18  
**K**  
 6-1 · 209 · So. · 1L  
 Ft. Lauderdale, Fla. (St. Thomas Aquinas)  
 Undecided

CAREER — Has connected on two game-winning field goals, at Florida and at Arkansas, both in 2007 ... Is 12-of-14 on FGA of 35 yards or less.

2008 — *Second Team Preseason Media All-SEC ... Athlon Sports Preseason First Team All-SEC ...* Connected on 2-of-3 field goal attempts in season opener vs. Louisiana-Monroe ... Also had four kickoffs vs. ULM with a 66.8 yard average ... Hit both FG attempts vs. Southern Miss including a career-long of 52 yards ... Also made good from 23 yards out vs. Golden Eagles ... Averaged 63.5 yards on two kickoffs vs. USM ... Went 1-of-3 on FG attempts vs. Mississippi State, converting on 35-yard attempt for Auburn's only points in 3-2 win ... Averaged 61.3 yards on three KO's vs. Mississippi State ... Did not attempt a FG vs. LSU, but was 3-for-3 on PAT tries ... Currently tied for second in SEC in most field goals made (five) ... Currently second in SEC in field goal percentage (62.5)

## BYRUM'S CAREER KICKING STATS

YEAR	FG-A	Pct.	0-19	20-29	30-39	40-49	50+	PAT	Pts
2007	17-23	73.9	0-0	5-5	9-10	3-8	0-0	35-36	86
2008	5-8	62.5	1-1	1-2	2-3	0-1	1-1	10-10	25

## BYRUM'S CAREER GAME HIGH STATS

	No.	Opponent	Date
FG Attempts	5	Arkansas	10/13/07
FGs Made	3	3x (last vs. Arkansas)	10/13/07

## 2008 Field Goal Sequence (Made/Missed):

LOUISIANA-MONROE: 33, 32, 19

SOUTHERN MISS: 52, 23

at Mississippi State: 35, 42, 22

LSU: ---

TENNESSEE:

at Vanderbilt:

ARKANSAS:

at West Virginia:

at Ole Miss:

UT-Martin:

GEORGIA:

at Alabama:



**QUINDARIUS CARR** #85  
**WR**  
 6-1 · 175 · RFr. · RS  
 Huntsville, Ala. (Huntsville)  
 Undecided

2008 — Hauled in first career reception, for 6 yards, in season opener vs. Louisiana-Monroe ... Had one catch for eight yards vs. Southern Miss ... Had one catch for 28 yards vs. Mississippi State ... Did not have a reception vs. LSU.

## CARR'S CAREER RECEIVING STATS

YEAR	G/GS	NO	YDS	AVG	TD	LP/OPPONENT
2008	4/0	3	42	14.0	0	28/Mississippi State

# 2008 Auburn Football Player Sketches

## CARR'S GAME-BY-GAME RECEIVING STATS

DATE	OPPONENT	REC	YDS	AVG	TD
8/30/08	LOUISIANA-MONROE	1	6	6.0	0
9/6/08	SOUTHERN MISS	1	8	8.0	0
9/13/08	MISSISSIPPI STATE	1	28	28.0	0
9/20/08	LSU	0	0	0.0	0
9/27/08	TENNESSEE				
10/4/08	at Vanderbilt				
10/11/08	ARKANSAS				
10/23/08	at West Virginia				
11/1/08	at Ole Miss				
11/8/08	TENNESSEE-MARTIN				
11/15/08	GEORGIA				
11/29/08	at Alabama				



**ANTOINE** #45  
**CARTER** DE  
6-4 · 254 · So. · 1L  
Ft. Lauderdale, Fla. (Dillard)  
Undecided

2008 — Registered one QB hurry and two total tackles in season opener vs. Louisiana-Monroe ... Had one solo tackle vs. Southern Miss ... In limited action, had one QB hurry in win vs. Mississippi State ... Recorded one solo tackle and one QB hurry vs. LSU.

## CARTER'S CAREER DEFENSIVE STATS

YEAR	G/GS	TT	UT	AT	TFL-YDS	QBS-YDS	FF/FR	PD	I/YDS
2007	13/0	16	8	8	4.0-23	1.5-16	0/0	1	0/0
2008	4/0	4	2	1	0.0-0	0.0-0	0/0	0	0/0
<b>Totals</b>	<b>17/0</b>	<b>20</b>	<b>10</b>	<b>9</b>	<b>4.0-23</b>	<b>1.5-16</b>	<b>0/0</b>	<b>1</b>	<b>0/0</b>

## CARTER'S CAREER GAME HIGH STATS

	No.	Opponent	Date
Tackles	4	New Mexico State	9/22/07
Tackles for loss	1.5	2x (last vs. Vanderbilt)	10/6/07
Sacks	1.0	South Florida	9/8/07

## CARTER'S GAME-BY-GAME STATS

DATE	OPPONENT	TT	UT	AT	TFL-YDS	QBS-YDS
9/1/07	KANSAS STATE	0	0	0	0.0-0	0.0-0
9/8/07	SOUTH FLORIDA	3	2	1	1.0-11	1.0-11
9/15/07	MISSISSIPPI STATE	0	0	0	0.0-0	0.0-0
9/22/07	NEW MEXICO STATE	4	2	2	1.5-6	0.0-0
9/29/07	at Florida	0	0	0	0.0-0	0.0-0
10/6/07	VANDERBILT	3	1	2	1.5-6	0.5-5
10/13/07	at Arkansas	0	0	0	0.0-0	0.0-0
10/20/07	at LSU	2	1	1	0.0-0	0.0-0
10/27/07	OLE MISS	0	0	0	0.0-0	0.0-0
11/03/07	TENNESSEE TECH	2	0	2	0.0-0	0.0-0
11/10/07	at Georgia	0	0	0	0.0-0	0.0-0
11/24/07	ALABAMA	0	0	0	0.0-0	0.0-0
12/31/07	Clemson (Chick-fil-A)	2	2	0	0.0-0	0.0-0

DATE	OPPONENT	TT	UT	AT	TFL-YDS	QBS-YDS
8/30/08	LOUISIANA-MONROE	2	1	1	0.0-0	0.0-0
9/6/08	SOUTHERN MISS	1	1	0	0.0-0	0.0-0
9/13/08	MISSISSIPPI STATE	0	0	0	0.0-0	0.0-0
9/20/08	LSU	1	1	0	0.0-0	0.0-0
9/27/08	TENNESSEE					
10/4/08	at Vanderbilt					
10/11/08	ARKANSAS					
10/23/08	at West Virginia					
11/1/08	at Ole Miss					
11/8/08	TENNESSEE-MARTIN					
11/15/08	GEORGIA					
11/29/08	at Alabama					



**NEIL** #19  
**CAUDLE** QB  
6-3 · 199 · So. · SQ  
Hoover, Ala. (Spain Park)  
Building Science

2008 — Saw limited snaps in first game vs. Louisiana-Monroe.

## CAUDLE'S CAREER PASSING STATS

YEAR	G/GS	CMP	ATT	PCT	YDS	INT	TD	LP/OPPONENT
2007	1/0	0	3	.000	---	1	---	---
2008	1/0	0	0	.000	---	0	---	---
<b>Totals</b>	<b>2/0</b>	<b>0</b>	<b>3</b>	<b>.000</b>	<b>---</b>	<b>1</b>	<b>---</b>	<b>---</b>



**ZACH** #98  
**CLAYTON** DL  
6-3 · 288 · So. · 1L  
Opelika, Ala. (Opelika)  
Pre-Business

2008 — Registered a pair of solo TFLs (-4 yards) in season opener vs. Louisiana-Monroe ... Had one tackle, a 6-yard sack against Southern Miss ... Sack vs. USM was the first of career ... Picked up two solo tackles against Mississippi State ... Had one solo tackle vs. LSU ... Currently tied for 10th in SEC in TFLs per game (1.0).

## CLAYTON'S CAREER DEFENSIVE STATS

YEAR	G/GS	TT	UT	AT	TFL-YDS	QBS-YDS	FF/FR	PD	I/YDS
2007	10/0	8	4	4	0.5-2	0.0-0	0/0	0	0-0
2008	4/0	6	6	0	3.0-10	1.0-6	0/0	0	0-0
<b>Totals</b>	<b>14/0</b>	<b>14</b>	<b>10</b>	<b>4</b>	<b>3.5-12</b>	<b>1.0-6</b>	<b>0/0</b>	<b>0</b>	<b>0/0</b>

## CLAYTON'S GAME-BY-GAME STATS

DATE	OPPONENT	TT	UT	AT	TFL-YDS	QBS-YDS
8/30/08	LOUISIANA-MONROE	2	2	0	2.0-4	0-0
9/6/08	SOUTHERN MISS	1	1	0	1.0-6	1.0-6
9/13/08	MISSISSIPPI STATE	2	2	0	0.0-0	0.0-0
9/20/08	LSU	1	1	0	0.0-0	0.0-0
9/27/08	TENNESSEE					
10/4/08	at Vanderbilt					
10/11/08	ARKANSAS					
10/23/08	at West Virginia					
11/1/08	at Ole Miss					
11/8/08	TENNESSEE-MARTIN					
11/15/08	GEORGIA					
11/29/08	at Alabama					

# 2008 Auburn Football Player Sketches



**DREW** #20  
**COLE** DB  
 5-11 · 172 · Fr. · HS  
 Picayune, La. (HS)  
 Undecided

2008 — Totaled two assisted tackles in season opener vs. Louisiana-Monroe ... Had one solo stop vs. Southern Miss ... Has seen action in every game on special teams.

### COLE'S CAREER DEFENSIVE STATS

YEAR	G/GS	TT	UT	AT	TFL-YDS	QBS-YDS	FF/FR	PD	I/YDS
2008	4/0	3	1	2	0.0-0	0.0-0	0/0	0	0-0



**ANTONIO** #52  
**COLEMAN** DE  
 6-2 · 252 · Jr. · 2L  
 Mobile, Ala. (Williamson)  
 Criminology

CAREER — Has registered at least one tackle for loss in 13 of his last 19 games played and two or more TFLs in seven of last 17 games ... Is four sacks shy of moving into tie for 10th in career sacks with Stanley McClover (2004-05) with 15.5.

2008 — *Second Team Preseason Media All-SEC ... Athlon Sports Preseason Second Team All-SEC ... Phil Steele's Preseason Second Team All-SEC ... Named to Chuck Bednarik Award Preseason Watch List ...* In season opener vs. Louisiana-Monroe, registered two TFLs (-7), one QB sack (-5), two QB hurries and one forced fumble that was returned for a TD by Michael Goggans ... Recorded a sack, a QB hurry and six total tackles in victory against Southern Miss ... Had one tackle, a 7-yard QB sack vs. Mississippi State ... Registered three tackles, two solo, including 1.5 TFLs for minus three yards vs. LSU ... Also had four QB hurries vs. LSU ... Has at least one TFL in five straight games dating back to 2007 ... Currently leads the SEC in sacks per game (1.0), tied for second in SEC in TFLs per game (1.33) and tied for 31st in tackles per game (4.0)

### COLEMAN'S CAREER DEFENSIVE STATS

YEAR	G/GS	TT	UT	AT	TFL-YDS	QBS-YDS	FF/FR	PD	I/YDS
2006	13/0	18	14	4	1.0-3	0.0-0	0/0	0	0/0
2007	13/8	38	29	9	18.5-84	8.5-54	1/1	3	0/0
2008	4/4	15	9	6	5.5-25	3.0-20	1/0	0	0/0
<b>Totals</b>	<b>30/12</b>	<b>71</b>	<b>52</b>	<b>19</b>	<b>25.0-112</b>	<b>11.5-74</b>	<b>2/1</b>	<b>3</b>	<b>0/0</b>

### COLEMAN'S CAREER GAME HIGH STATS

	No.	Opponent	Date
Tackles	8	Georgia	11/10/07
Tackles for loss	4.0	Georgia	11/10/07
Sacks	2.0	Ole Miss	10/27/07

### COLEMAN'S GAME-BY-GAME STATS

DATE	OPPONENT	TT	UT	AT	TFL-YDS	QBS-YDS
9/2/06	WASHINGTON STATE	3	3	0	0.0-0	0.0-0
9/9/06	at Mississippi State	1	1	0	0.0-0	0.0-0
9/16/06	LSU	0	0	0	0.0-0	0.0-0
9/23/06	BUFFALO	1	0	1	0.0-0	0.0-0
9/28/06	at South Carolina	1	0	1	0.0-0	0.0-0
10/7/06	ARKANSAS	0	0	0	0.0-0	0.0-0
10/14/06	FLORIDA	2	1	1	0.0-0	0.0-0
10/21/06	TULANE	0	0	0	0.0-0	0.0-0
10/28/06	at Ole Miss	1	0	1	0.0-0	0.0-0
11/4/06	ARKANSAS STATE	2	2	0	0.0-0	0.0-0
11/11/06	GEORGIA	2	2	0	0.0-0	0.0-0
11/18/06	at Alabama	2	2	0	1.0-3	0.0-0
11/1/07	vs. Nebraska (Cotton)	3	3	0	0.0-0	0.0-0

DATE	OPPONENT	TT	UT	AT	TFL-YDS	QBS-YDS
9/1/07	KANSAS STATE	0	0	0	0.0-0	0.0-0
9/8/07	SOUTH FLORIDA	3	2	1	1.0-12	1.0-12
9/15/07	MISSISSIPPI STATE	2	2	0	1.0-4	1.0-4
9/22/07	NEW MEXICO STATE	5	3	2	2.0-4	1.0-2
9/29/07	at Florida	2	1	1	0.0-0	0.0-0
10/6/07	* VANDERBILT	3	2	1	2.0-7	0.0-0
10/13/07	* at Arkansas	3	3	0	2.0-15	1.0-9
10/20/07	* at LSU	4	3	1	2.0-3	0.0-0
10/27/07	* OLE MISS	4	3	1	3.0-18	2.0-12
11/3/07	* TENNESSEE TECH	0	0	0	0.0-0	0.0-0
11/10/07	* at Georgia	8	8	0	4.0-15	1.0-9
11/24/07	* ALABAMA	2	1	1	0.0-0	0.0-0
12/31/07	vs. Clemson (Chick-fil-A)	2	1	1	1.5-6	1.5-6

DATE	OPPONENT	TT	UT	AT	TFL-YDS	QBS-YDS
8/30/08	* LOUISIANA-MONROE	5	4	1	2.0-7	1.0-5
9/6/08	* SOUTHERN MISS	6	2	4	1.0-8	1.0-8
9/13/08	* MISSISSIPPI STATE	1	1	0	1.0-7	1.0-7
9/20/08	* LSU	3	2	1	1.5-3	0.0-0
9/27/08	TENNESSEE					
10/4/08	at Vanderbilt					
10/11/08	ARKANSAS					
10/23/08	at West Virginia					
11/1/08	at Ole Miss					
11/8/08	TENNESSEE-MARTIN					
11/15/08	GEORGIA					
11/29/08	at Alabama					



**CLAYTON** #96  
**CROFOOT** DS  
 6-3 · 185 · Jr. · SQ  
 Orlando, Fla. (The First Academy)  
 Business Management

2008 — Holder on all field goal and PAT attempts ... Has held successfully to help Tigers go 10-for-10 on PAT attempts this year and 5-of-8 FG attempts.

# 2008 Auburn Football Player Sketches



**TRISTAN** #9  
**DAVIS** RB  
 5-10 · 211 · Sr. · 3L  
 East Point, Ga. (Tri-Cities)  
 Criminology



**TEZ** #99  
**DOOLITTLE** DL  
 6-3 · 280 · Sr. · 2L  
 Opelika, Ala. (Opelika)  
 Criminology

2008 — Phil Steele's Preseason Honorable Mention All-SEC ... Did not play in season opener vs. Louisiana-Monroe due to injury ... Saw first action of season against Southern Miss ... Had two rushes for 15 yards with a 13-yard TD run vs. Golden Eagles ... The TD run was his first since the 2005 season (Nov. 5, vs. Kentucky) ... Also hauled in one pass for 20 yards vs. USM ... In limited action, ran for 29 yards on five carries vs. Mississippi State ... Also had one kickoff return for 35 yards vs. Mississippi State ... In first start of the season, returned three kickoffs for 40 yards in limited action vs. LSU.

2008 — Returned after missing entire 2007 season (achilles) and tied career-high with three tackles in season opener vs. Louisiana-Monroe ... Also had one tackle for loss (-4) vs. Warhawks ... Logged time, but did not record a tackle vs. Southern Miss ... Had a career-best 2.0 TFLs for minus 2 yards in win vs. Mississippi State ... Set career high with four tackles vs. LSU ... Also had half a sack for minus 3 yards vs. LSU ... Currently tied for 10th in SEC in TFLs per game (1.00)

### DAVIS IN THE AUBURN RECORD BOOKS

Season	Davis' Numbers	Rank
Kickoff Return Yardage	713 (2006)	1st
Kickoff Returns	28 (2006)	T-1st
Kickoff Return Average	27.0 (2006)	4th

### DAVIS' CAREER RUSHING STATS

YEAR	G/GS	NO	YDS	AVG	TD	LP/OPPONENT
2005	12/0	11	209	19.0	2	75/Kentucky
2006	12/2	0	0	0.0	0	--
2007	3/0	0	0	0.0	0	--
2008	3/1	7	44	6.3	1	13/2x, last vs. Miss. State 9/13/08
<b>Totals</b>	<b>30/3</b>	<b>18</b>	<b>253</b>	<b>14.0</b>	<b>3</b>	<b>75/Kentucky</b>

### DAVIS' CAREER KICK RETURN STATS

YEAR	G	NO	YDS	AVG	TD	LP/OPPONENT
2005	12/0	0	0	0.0	0	--
2006	12/2	28	756	27.0	0	58/Florida
2007	3/0	3	42	14.0	0	23/Florida
2008	3/1	5	89	17.8	0	35/Mississippi State
<b>Totals</b>	<b>30/3</b>	<b>36</b>	<b>887</b>	<b>24.6</b>	<b>0</b>	<b>58/Florida</b>

### DAVIS' CAREER GAME HIGH STATS

	No.	Opponent	Date
Tackles	4	2x (last vs. Alabama)	11/18/06
Interceptions	NA		
Rush Attempts	8	Kentucky	11/5/05
Rush Yards	162	Kentucky	11/5/05
Rush TDs	1	3x (last vs. Southern Miss)	9/6/08
Kickoff Returns	5	2x (last vs. Georgia)	11/11/06
Kick Ret. Yds.	129	Georgia	11/11/06
Kick Ret. TDs	NA		

### DAVIS RUSHING GAME-BY-GAME STATS

DATE	OPPONENT	ATT	YDS	Avg.	TD	TD Runs
8/30/08	LOUISIANA-MONROE					DID NOT PLAY
9/6/08	SOUTHERN MISS	2	15	7.5	1	13
9/13/08	MISSISSIPPI STATE	5	29	5.8	0	---
9/20/08	LSU	0	0	0.0	0	---
9/27/08	TENNESSEE					
10/4/08	at Vanderbilt					
10/11/08	ARKANSAS					
10/23/08	at West Virginia					
11/1/08	at Ole Miss					
11/8/08	TENNESSEE-MARTIN					
11/15/08	GEORGIA					
11/29/08	at Alabama					

### DOOLITTLE'S CAREER DEFENSIVE STATS

YEAR	G/GS	TT	UT	AT	TFL-YDS	QBS-YDS	FF/FR	PD	I/YDS
2004	3/0	3	3	0	0.0-0	0.0-0	0/0	0	0-0
2005	8/0	7	4	3	1.5-5	1.5-5	0/0	0	0-0
2006	11/0	9	6	3	1.5-2	0.0-0	0/0	0	0-0
2008	4/0	9	5	4	3.5-9	0.5-3	0/0	0	0-0
<b>Totals</b>	<b>26/0</b>	<b>28</b>	<b>18</b>	<b>10</b>	<b>6.5-16</b>	<b>2.0-8</b>	<b>0/0</b>	<b>0</b>	<b>0-0</b>

### DOOLITTLE'S GAME-BY-GAME STATS

DATE	OPPONENT	TT	UT	AT	TFL-YDS	QBS-YDS
9/2/06	WASHINGTON STATE	0	0	0	0.0-0	0.0-0
9/9/06	at Mississippi State	3	1	2	0.0-0	0.0-0
9/16/06	LSU				DID NOT PLAY	
9/23/06	BUFFALO	1	0	1	0.5-1	0.0-0
9/28/06	at South Carolina				DID NOT PLAY	
10/7/06	ARKANSAS	1	1	0	0.0-0	0.0-0
10/14/06	FLORIDA	0	0	0	0.0-0	0.0-0
10/21/06	TULANE	1	1	0	0.0-0	0.0-0
10/28/06	at Ole Miss	0	0	0	0.0-0	0.0-0
11/4/06	ARKANSAS STATE	2	2	0	1.0-1	0.0-0
11/11/06	GEORGIA	1	1	0	0.0-0	0.0-0
11/18/06	at Alabama	0	0	0	0.0-0	0.0-0
1/1/07	vs. Nebraska (Cotton)	0	0	0	0.0-0	0.0-0

DATE	OPPONENT	TT	UT	AT	TFL-YDS	QBS-YDS
8/30/08	LOUISIANA-MONROE	3	2	1	1.0-4	0.0-0
9/6/08	SOUTHERN MISS	0	0	0	0.0-0	0.0-0
9/13/08	MISSISSIPPI STATE	2	2	0	2.0-2	0.0-0
9/20/08	LSU	4	1	3	0.5-3	0.5-3
9/27/08	TENNESSEE					
10/4/08	at Vanderbilt					
10/11/08	ARKANSAS					
10/23/08	at West Virginia					
11/1/08	at Ole Miss					
11/8/08	TENNESSEE-MARTIN					
11/15/08	GEORGIA					
11/29/08	at Alabama					

# 2008 Auburn Football Player Sketches



**ROBERT** #3  
**DUNN** WR  
 6-0 · 177 · Sr. · 3L  
 Augusta, Ga. (Laney)  
 Psychology

**2008** — In season opener vs. Louisiana-Monroe, returned second punt of the game 66 yards for a touchdown ... It was the first punt return for score of career and the longest punt return of career ... First punt return for TD by an AU player since 1996 ... Against Southern Miss, had 130 yards of total offense with 103 coming on punt returns (4/25.8 ypr) ... Also hauled in two passes for 21 yards vs. USM ... Had first start of season and tied for team high three catches vs. Mississippi State ... Had 37 yards receiving with long of 20 vs. MSU ... Had two punt returns for 22 yards vs. MSU ... Had best game of season with four catches for career-best 60 yards including a 15-yard TD grab vs. LSU ... TD catch gave Auburn a late fourth quarter lead vs. LSU ... Currently fourth in SEC and sixth nationally in punt return average at 21.4 ypg ... Currently first in NCAA in punt return yards with 171.

### DUNN'S CAREER RECEIVING STATS

YEAR	G/GS	NO	YDS	AVG	TD	LP/OPPONENT
2005	8/0	2	29	14.5	0	23/Mississippi State
2006	13/0	5	52	10.4	0	14/LSU
2007	11/3	19	211	11.1	2	33/Vanderbilt
2008	4/2	9	118	13.1	1	29/LSU
<b>Totals</b>	<b>36/5</b>	<b>35</b>	<b>410</b>	<b>11.7</b>	<b>3</b>	<b>33/Vanderbilt</b>

### DUNN'S CAREER PUNT RETURN STATS

YEAR	G	NO	YDS	AVG	TD	LP/OPPONENT
2005	8/0	5	36	7.2	0	12/Mississippi State
2006	13/0	22	120	5.5	0	35/Buffalo
2007	11/3	32	301	9.4	0	57/Kansas State
2008	4/2	9	193	21.4	1	66/Louisiana-Monroe
<b>Totals</b>	<b>36/5</b>	<b>68</b>	<b>650</b>	<b>9.6</b>	<b>1</b>	<b>66/Louisiana-Monroe</b>

### DUNN'S CAREER GAME HIGH STATS

	No.	Opponent	Date
Receptions	5	Clemson	12/31/07
Rec. Yards	60	LSU	9/20/08
Rec. TDs	2	Tennessee Tech	11/3/07
Punt Returns	8	Arkansas	10/13/07
Punt Ret. Yds.	74	Kansas State	9/1/07

### DUNN'S GAME-BY-GAME RECEIVING STATS

DATE	OPPONENT	REC	YDS	AVG	TD
9/2/06	WASHINGTON STATE	0	0	0.0	0
9/9/06	at Mississippi State	0	0	0.0	0
9/16/06	LSU	1	14	14.0	0
9/23/06	BUFFALO	0	0	0.0	0
9/28/06	at South Carolina	1	8	8.0	0
10/7/06	ARKANSAS	0	0	0.0	0
10/14/06	FLORIDA	1	14	14.0	0
10/21/06	TULANE	0	0	0.0	0
10/28/06	at Ole Miss	2	16	8.0	0
11/4/06	ARKANSAS STATE	0	0	0.0	0
11/11/06	GEORGIA	0	0	0.0	0
11/18/06	at Alabama	0	0	0.0	0
1/1/07	vs. Nebraska (Cotton)	0	0	0.0	0

DATE	OPPONENT	REC	YDS	AVG	TD
9/1/07	KANSAS STATE	1	6	6.0	0
9/8/07	SOUTH FLORIDA	2	15	7.5	0
9/15/07	* MISSISSIPPI STATE	2	6	3.0	0
9/22/07	* NEW MEXICO STATE	3	26	8.7	0
9/29/07	at Florida	0	0	0.0	0
10/6/07	VANDERBILT	1	33	33.0	0
10/13/07	at Arkansas	1	30	30.0	0
10/20/07	at LSU			DID NOT PLAY	
10/27/07	OLE MISS			DID NOT PLAY	
11/3/07	TENNESSEE TECH	3	42	14.0	2
11/10/07	at Georgia	1	14	14.0	0
11/24/07	ALABAMA	0	0	0.0	0
12/31/07	vs. Clemson (Chick-fil-A)	5	39	7.8	0

DATE	OPPONENT	REC	YDS	AVG	TD
8/30/08	LOUISIANA-MONROE	0	0	0.0	0
9/6/08	SOUTHERN MISS	2	21	10.0	0
9/13/08	* MISSISSIPPI STATE	3	37	12.3	0
9/20/08	* LSU	4	60	15.0	1
9/27/08	TENNESSEE				
10/4/08	at Vanderbilt				
10/11/08	ARKANSAS				
10/23/08	at West Virginia				
11/1/08	at Ole Miss				
11/8/08	TENNESSEE-MARTIN				
11/15/08	GEORGIA				
11/29/08	at Alabama				



**CLINTON** #97  
**DURST** P  
 6-2 · 190 · RFr. · RS  
 Destin, Fla. (Ft. Walton Beach)  
 Marketing

**SPRING 2008** — Named Special Teams MVP of A-Day game after averaging 48.3 yards on three punts with a long punt of 55 yards.

**2008** — Punted seven times in season opener vs. Louisiana-Monroe, marking his first game of organized football ... Averaged 43.4 yards per kick vs. ULM with a long of 58 and four punts pinned inside the 20-yard line ... Punted five times for 44.2 ypk average with a long of 53 yards vs. Southern Miss ... Punted a career-high seven times for a 43.6 ypk average vs. Mississippi State ... Had three punts inside the 20-yard line and one touchback vs. MSU ... Did not play vs. LSU ... Currently fourth in SEC with 43.7 ypp average.

### DURST'S CAREER PUNTING STATS

YEAR	G	NO	YDS	AVG	IN20	LP/OPPONENT
2008	3	19	830	43.7	7	58/Louisiana-Monroe



**BART** #53  
**EDDINS** OL  
 6-4 · 287 · So. · 1L  
 Montgomery, Ala. (Trinity Presbyterian)  
 Pre-Business

**2008** — Saw limited action in season opener vs. Louisiana-Monroe, grading 89 percent on 16 snaps ... Logged limited snaps vs. Southern Miss.



# 2008 Auburn Football Player Sketches



**ZAC** #4  
**ETHERIDGE** SS  
 5-11 · 210 · So. · 1L  
 Troy, Ala. (Charles Henderson)  
 Public Administration



**CHRIS** #59  
**EVANS** LB  
 6-0 · 220 · Sr. · 3L  
 Prichard, Ala. (Blount)  
 Business (Information Systems)

**2008** — Started season opener vs. Louisiana-Monroe and recorded three tackles, two solo ... Snagged first career interception, coming in fourth quarter vs. Southern Miss ... Also had five tackles, two solo, vs. Golden Eagles ... Broke up one pass and had one solo tackle vs. Mississippi State ... Matched career high and tied for team best with eight tackles, three solo, vs. LSU.

## ETHERIDGE'S CAREER DEFENSIVE STATS

YEAR	G/GS	TT	UT	AT	TFL-YDS	QBS-YDS	FF/FR	PD	INT-YDS
2006	3/0	0	0	0	0.0-0	0.0-0	0/0	0	0-0
2007	12/12	65	39	26	1.5-7	0.5-6	2/1	5	0-0
2008	4/4	17	8	9	0.0-0	0.0-0	0/0	1	1-0
<b>Totals</b>	<b>19/16</b>	<b>82</b>	<b>47</b>	<b>35</b>	<b>1.5-7</b>	<b>0.5-6</b>	<b>2/1</b>	<b>6</b>	<b>1-0</b>

## ETHERIDGE'S CAREER GAME HIGH STATS

	No.	Opponent	Date
Tackles	8	3x (last vs. LSU)	9/20/08
Interceptions	1	vs. Southern Miss	9/06/08

## ETHERIDGE'S GAME-BY-GAME STATS

DATE	OPPONENT	TT	UT	AT	PD	INT-YDS
9/1/07	* KANSAS STATE	8	6	2	1	0-0
9/8/07	* SOUTH FLORIDA	6	3	3	1	0-0
9/15/07	* MISSISSIPPI STATE	4	1	3	0	0-0
9/22/07	* NEW MEXICO STATE	5	4	1	1	0-0
9/29/07	* at Florida	6	3	3	0	0-0
10/6/07	* VANDERBILT	4	2	2	0	0-0
10/13/07	* at Arkansas	3	1	2	1	0-0
10/20/07	* at LSU	6	5	1	0	0-0
10/27/07	* OLE MISS	4	2	2	0	0-0
11/3/07	TENNESSEE TECH					DID NOT PLAY
11/10/07	* at Georgia	5	3	2	1	0-0
11/24/07	* ALABAMA	6	3	3	0	0-0
12/31/07	vs. Clemson (Chick-fil-A)	8	6	2	0	0-0

DATE	OPPONENT	TT	UT	AT	PD	INT-YDS
8/30/08	* LOUISIANA-MONROE	3	2	1	0	0-0
9/6/08	* SOUTHERN MISS	5	2	3	0	1-0
9/13/08	* MISSISSIPPI STATE	1	1	0	1	0-0
9/20/08	* LSU	8	3	5	0	0-0
9/27/08	TENNESSEE					
10/4/08	at Vanderbilt					
10/11/08	ARKANSAS					
10/23/08	at West Virginia					
11/1/08	at Ole Miss					
11/8/08	TENNESSEE-MARTIN					
11/15/08	GEORGIA					
11/29/08	at Alabama					

**SPRING 2008** — Named the Most Improved Linebacker by the coaching staff following spring drills.

**2008** — Had two pass break-ups to go along with three total tackles, two solo, in season opener vs. Louisiana-Monroe ... Against Southern Miss, had one pass break-up and four tackles ... Registered three solo tackles in win at Mississippi State in first start of season ... Had season-high five tackles, with three solo, vs. LSU ... Has at least one tackle in 17 straight games.

## EVANS' CAREER DEFENSIVE STATS

YEAR	G/GS	TT	UT	AT	TFL-YDS	QBS-YDS	FF/FR	PD	I/YDS
2005	10/0	13	7	6	0.5-2	0.0-0	0/0	0	0/0
2006	8/0	2	1	1	0.0-0	0.0-0	0/0	0	0/0
2007	13/9	64	36	28	0.5-2	0.0-0	0/0	5	1/19
2008	4/1	15	9	6	0.0-0	0.0-0	0/0	3	0/0
<b>Totals</b>	<b>35/10</b>	<b>94</b>	<b>53</b>	<b>41</b>	<b>1.0-4</b>	<b>0.0-0</b>	<b>0/0</b>	<b>8</b>	<b>1/19</b>

## EVAN'S CAREER GAME HIGH STATS

	No.	Opponent	Date
Tackles	8	Kansas State	9/1/07

## EVANS' GAME-BY-GAME STATS


DATE	OPPONENT	TT	UT	AT	TFL-YDS	INT-YDS
9/3/05	GEORGIA TECH					DID NOT PLAY
9/10/05	MISSISSIPPI STATE	3	3	0	0.0-0	0-0
9/17/05	BALL STATE	1	1	0	0.0-0	0-0
9/24/05	W. KENTUCKY	3	2	1	0.0-0	0-0
10/1/05	SOUTH CAROLINA	4	1	3	0.0-0	0-0
10/15/05	at Arkansas	0	0	0	0.0-0	0-0
10/22/05	at LSU					DID NOT PLAY
10/29/05	OLE MISS	0	0	0	0.0-0	0-0
11/5/05	at Kentucky	0	0	0	0.0-0	0-0
11/12/05	at Georgia	2	0	2	0.5-2	0-0
11/19/05	ALABAMA	0	0	0	0.0-0	0-0
12/06	vs. Wisconsin (Capital One)	0	0	0	0.0-0	0-0

DATE	OPPONENT	TT	UT	AT	TFL-YDS	INT-YDS
9/2/06	WASHINGTON STATE	0	0	0	0.0-0	0-0
9/9/06	at Mississippi State	0	0	0	0.0-0	0-0
9/16/06	LSU					DID NOT PLAY
9/23/06	BUFFALO	0	0	0	0.0-0	0-0
9/28/06	at South Carolina					DID NOT PLAY
10/7/06	ARKANSAS					DID NOT PLAY
10/14/06	FLORIDA					DID NOT PLAY
10/21/06	TULANE	0	0	0	0.0-0	0-0
10/28/06	at Ole Miss	0	0	0	0.0-0	0-0
11/4/06	ARKANSAS STATE	2	1	1	0.0-0	0-0
11/11/06	GEORGIA					DID NOT PLAY
11/18/06	at Alabama	0	0	0	0.0-0	0-0
11/1/07	vs. Nebraska (Cotton)	0	0	0	0.0-0	0-0

DATE	OPPONENT	TT	UT	AT	TFL-YDS	INT-YDS
9/1/07	KANSAS STATE	1	1	0	0.5-2	1-19
9/8/07	* SOUTH FLORIDA	14	5	9	0.0-0	0-0
9/15/07	* MISSISSIPPI STATE	8	4	4	0.0-0	0-0
9/22/07	* NEW MEXICO STATE	2	1	1	0.0-0	0-0
9/29/07	at Florida	4	3	1	0.0-0	0-0
10/6/07	* VANDERBILT	6	4	2	0.0-0	0-0
10/13/07	* at Arkansas	5	3	2	0.0-0	0-0
10/20/07	* at LSU	7	4	3	0.0-0	0-0
10/27/07	* OLE MISS	6	3	3	0.0-0	0-0
11/3/07	* TENNESSEE TECH	5	3	2	0.0-0	0-0
11/10/07	* at Georgia	1	0	1	0.0-0	0-0
11/24/07	ALABAMA	4	4	0	0.0-0	0-0
12/31/07	vs. Clemson (Chick-fil-A)	1	1	0	0.0-0	0-0

# 2008 Auburn Football Player Sketches

DATE	OPPONENT	TT	UT	AT	PD	INT-YDS
8/30/08	LOUISIANA-MONROE	3	2	1	2	0-0
9/6/08	SOUTHERN MISS	4	1	3	1	0-0
9/13/08	* MISSISSIPPI STATE	3	3	0	0	0-0
9/20/08	LSU	5	3	2	0	0-0
9/27/08	TENNESSEE					
10/4/08	at Vanderbilt					
10/11/08	ARKANSAS					
10/23/08	at West Virginia					
11/1/08	at Ole Miss					
11/8/08	TENNESSEE-MARTIN					
11/15/08	GEORGIA					
11/29/08	at Alabama					



**MARIO FANNIN** #27  
*5-11 · 222 · So. · 1L*  
 Hampton, Ga. (Lovejoy)  
 Undecided  
**WR**

**2008** — Saw limited action in season opener vs. Louisiana-Monroe after shoulder surgery during the summer ... Had two carries for 21 yards vs. Warhawks ... Caught three passes for 22 yards (long of 18) against Southern Miss ... Started first game of season and rushed one time for 12 yards and had one catch for 2 yards at Mississippi State ... Saw limited action vs. LSU.

### FANNIN'S CAREER RUSHING STATS

YEAR	G/GS	NO	YDS	AVG	TD	LP/OPPONENT
2006	3/0	0	0	0.0	0	--
2007	13/2	84	448	5.3	5	67/New Mexico State
2008	4/0	4	36	9.0	0	19/Louisiana-Monroe
<b>Totals</b>	<b>20/2</b>	<b>88</b>	<b>484</b>	<b>5.5</b>	<b>5</b>	<b>67/New Mexico State</b>

### FANNIN'S CAREER KOR STATS

YEAR	G	NO	YDS	AVG	TD	LP/OPPONENT
2006	3/0	0	0	0.0	0	--
2007	13/2	19	399	21.0	0	40/Mississippi State
2008	4/0	1	24	24.0	0	24/Southern Miss
<b>Totals</b>	<b>20/2</b>	<b>20</b>	<b>423</b>	<b>21.2</b>	<b>0</b>	<b>40/Mississippi State</b>

### FANNIN'S CAREER RECEIVING STATS

YEAR	G/GS	NO	YDS	AVG	TD	LP/OPPONENT
2006	3/0	0	0	0.0	0	--
2007	13/2	18	176	9.8	2	22/Clemson
2008	3/0	5	24	4.8	0	18/Southern Miss
<b>Totals</b>	<b>19/2</b>	<b>23</b>	<b>200</b>	<b>8.7</b>	<b>2</b>	<b>22/Clemson</b>


### FANNIN'S CAREER GAME HIGH STATS

	No.	Opponent	Date
Rush Attempts	15	New Mexico State	9/22/07
Rush Yards	103	New Mexico State	9/22/07
Rush TDs	3	New Mexico State	9/22/07
Receptions	5	Clemson	12/31/07
Rec. Yards	53	Clemson	12/31/07
Kickoff Returns	5	Mississippi State	9/15/07
Kick Ret. Yds.	110	Mississippi State	9/15/07

### FANNIN'S GAME-BY-GAME RUSHING STATS

DATE	OPPONENT	ATT	YDS	Avg.	TD	TD Runs
9/1/07	KANSAS STATE	0	0	0.0	0	---
9/8/07	SOUTH FLORIDA	14	62	4.4	1	4
9/15/07	MISSISSIPPI STATE	7	40	5.7	0	---
9/22/07	NEW MEXICO STATE	15	103	6.9	3	1, 5, 67
9/29/07	at Florida	13	62	4.8	0	---
10/6/07	* VANDERBILT	11	54	4.9	1	22
10/13/07	at Arkansas	3	9	3.0	0	---
10/20/07	at LSU	0	0	0.0	0	---
10/27/07	OLE MISS	4	48	12.0	0	---
11/3/07	TENNESSEE TECH	14	52	3.7	0	---
11/10/07	at Georgia	0	0	0.0	0	---
11/24/07	ALABAMA	0	0	0.0	0	---
12/31/07	* vs. Clemson (Chick-fil-A)	3	18	6.0	0	---

DATE	OPPONENT	ATT	YDS	Avg.	TD	TD Runs
8/30/08	LOUISIANA-MONROE	2	21	10.5	0	---
9/6/08	SOUTHERN MISS	1	3	3.0	0	---
9/13/08	* MISSISSIPPI STATE	1	12	12.0	0	---
9/20/08	LSU	0	0	0.0	0	---
9/27/08	TENNESSEE					
10/4/08	at Vanderbilt					
10/11/08	ARKANSAS					
10/23/08	at West Virginia					
11/1/08	at Ole Miss					
11/8/08	TENNESSEE-MARTIN					
11/15/08	GEORGIA					
11/29/08	at Alabama					



**MICHAEL GOGGANS** #49  
*6-3 · 252 · So. · 1L*  
 Alexander City, Ala. (Benjamin Russell)  
 Undecided  
**DE**

**SPRING 2008** — Named the Most Improved Defensive Lineman by the coaching staff following spring drills.

**2008** — Earned first career start in season opener vs. Louisiana-Monroe ... Recovered forced fumble (Antonio Coleman) and returned it 9 yards for first touchdown of game ... Registered two tackles vs. Warhawks ... Against Southern Miss, had four solo tackles with a TFL (minus 2 yards) and a QB hurry ... Recorded three tackles, including one TFL for minus 3 yards and one QB hurry in win at Mississippi State ... Had one QB hurry and one solo tackle vs. LSU.

### GOGGAN'S CAREER DEFENSIVE STATS

YEAR	G/GS	TT	UT	AT	TFL-YDS	QBS-YDS	FF/FR	PD	I/YDS
2007	13/0	9	4	5	2.0-3	1.0-2	0/1	0	0-0
2008	4/4	10	8	2	8.0-5	0.0-0	0/1	0	0-0
<b>Totals</b>	<b>17/4</b>	<b>19</b>	<b>12</b>	<b>7</b>	<b>4.0-8</b>	<b>1.0-2</b>	<b>0/2</b>	<b>0</b>	<b>0-0</b>

### GOGGAN'S CAREER GAME HIGH STATS


	No.	Opponent	Date
Tackles	4	Vanderbilt	10/6/07
Tackles for loss	2.0	Vanderbilt	10/6/07
Sacks	1.0	Vanderbilt	10/6/07

# 2008 Auburn Football Player Sketches

## GOGGAN'S GAME-BY-GAME STATS

DATE	OPPONENT	TT	UT	AT	TFL-YDS	QBS-YDS
9/1/07	KANSAS STATE	0	0	0	0.0-0	0.0-0
9/8/07	SOUTH FLORIDA	1	1	0	0.0-0	0.0-0
9/15/07	MISSISSIPPI STATE	0	0	0	0.0-0	0.0-0
9/22/07	NEW MEXICO STATE	0	0	0	0.0-0	0.0-0
9/29/07	at Florida	1	0	1	0.0-0	0.0-0
10/6/07	VANDERBILT	4	2	2	2.0-3	1.0-2
10/13/07	at Arkansas	0	0	0	0.0-0	0.0-0
10/20/07	at LSU	0	0	0	0.0-0	0.0-0
10/27/07	OLE MISS	1	0	1	0.0-0	0.0-0
11/3/07	TENNESSEE TECH	1	1	0	0.0-0	0.0-0
11/10/07	at Georgia	1	0	1	0.0-0	0.0-0
11/24/07	ALABAMA	0	0	0	0.0-0	0.0-0
12/31/07	vs. Clemson (Chick-fil-A)	0	0	0	0.0-0	0.0-0

DATE	OPPONENT	TT	UT	AT	TFL-YDS	QBS-YDS
8/30/08	* LOUISIANA-MONROE	2	1	1	0.0-0	0.0-0
9/6/08	* SOUTHERN MISS	4	4	0	1.0-2	0.0-0
9/13/08	* MISSISSIPPI STATE	3	2	1	1.0-3	0.0-0
9/20/08	* LSU	1	1	0	0.0-0	0.0-0
9/27/08	TENNESSEE					
10/4/08	at Vanderbilt					
10/11/08	ARKANSAS					
10/23/08	at West Virginia					
11/1/08	at Ole Miss					
11/8/08	TENNESSEE-MARTIN					
11/15/08	GEORGIA					
11/29/08	at Alabama					



**TYRONNE GREEN** #71 OL  
 6-2 · 309 · Sr. · 3L  
 Pensacola, Fla. (Woodham)  
 Criminology

**CAREER** — Played in 34 career games, including 17 starts.

**2008** — *Second Team Preseason Coaches' All-SEC ... Second Team Preseason Media All-SEC ... Lindy's Preseason Second Team All-American ... Athlon Sports Preseason Second Team All-SEC ...* Started season opener vs. Louisiana-Monroe, grading at 87 percent overall on 56 snaps ... Had nine rodeo blocks vs. ULM ... Graded at 91 percent overall on 71 snaps vs. Southern Miss with 10 rodeo blocks, four pancake blocks and three cockroach blocks ... Led Tigers with 92 percent overall grade on 75 snaps vs. Mississippi State ... Had 14 rodeo, two pancake and two cockroach blocks vs. MSU ... Graded at 92 percent overall on 70 snaps vs. LSU ... Had 11 rodeo, one cockroach and 1.5 pancake blocks vs. LSU ... Has five cockroach blocks, 7.5 pancake blocks and 44 rodeo blocks for the season.



**COURTNEY HARDEN** #56 LB  
 6-0 · 235 · Sr. · 3L  
 Leighton, Ala. (Colbert County)  
 Criminology

**2008** — Broke up one pass and recorded four tackles in season opener vs. Louisiana-Monroe ... Had one assisted tackle vs. Southern Miss ... Saw playing time, but did not record a tackle vs. LSU.

## HARDEN'S CAREER DEFENSIVE STATS

YEAR	G/GS	TT	UT	AT	TFL-YDS	QBS-YDS	FF/FR	PD	I/YDS
2005	9/0	6	3	3	0.0-0	0.0-0	0/1	1	0-0
2006	13/0	5	1	4	0.0-0	0.0-0	0/0	0	0-0
2007	12/0	15	8	7	0.0-0	0.0-0	0/0	0	0-0
2008	4/0	5	4	1	0.0-0	0.0-0	0/0	1	0/0
<b>Totals</b>	<b>38/0</b>	<b>31</b>	<b>16</b>	<b>15</b>	<b>0.0-0</b>	<b>0.0-0</b>	<b>0/1</b>	<b>2</b>	<b>0/0</b>

## HARDEN'S CAREER GAME HIGH STATS

No.	Opponent	Date
6	New Mexico State	9/22/07

## HARDEN'S GAME-BY-GAME STATS

DATE	OPPONENT	TT	UT	AT	TFL-YDS	INT-YDS
9/1/07	KANSAS STATE	0	0	0	0.0-0	0-0
9/8/07	SOUTH FLORIDA	1	0	1	0.0-0	0-0
9/15/07	MISSISSIPPI STATE	5	3	2	0.0-0	0-0
9/22/07	NEW MEXICO STATE	6	4	2	0.0-0	0-0
9/29/07	at Florida	0	0	0	0.0-0	0-0
10/6/07	VANDERBILT	2	0	2	0.0-0	0-0
10/13/07	at Arkansas	0	0	0	0.0-0	0-0
10/20/07	at LSU	0	0	0	0.0-0	0-0
10/27/07	OLE MISS	0	0	0	0.0-0	0-0
11/3/07	TENNESSEE TECH	1	1	0	0.0-0	0-0
11/10/07	at Georgia				DID NOT PLAY	
11/24/07	ALABAMA	0	0	0	0.0-0	0-0
12/31/07	vs. Clemson (Chick-fil-A)	0	0	0	0.0-0	0-0

DATE	OPPONENT	TT	UT	AT	TFL-YDS	INT-YDS
8/30/08	LOUISIANA-MONROE	4	0	4	0.0-0	0-0
9/6/08	SOUTHERN MISS	1	0	1	0.0-0	0-0
9/13/08	MISSISSIPPI STATE	0	0	0	0.0-0	0-0
9/20/08	LSU	0	0	0	0.0-0	0-0
9/27/08	TENNESSEE					
10/4/08	at Vanderbilt					
10/11/08	ARKANSAS					
10/23/08	at West Virginia					
11/1/08	at Ole Miss					
11/8/08	TENNESSEE-MARTIN					
11/15/08	GEORGIA					
11/29/08	at Alabama					



**TIM HAWTHORNE** #13 WR  
 6-3 · 208 · So. · 1L  
 Homewood, Ala. (Homewood)  
 Pre-Business

**2008** — Played, but did not catch a pass against Louisiana-Monroe and Southern Miss ... Saw limited action in SEC opener vs. Mississippi State ... Had career-best day with two catches for 87 yards vs. LSU ... Also had career long catch of 58 yards vs. LSU that surpassed his career receiving total entering the game by 11 yards.

## HAWTHORNE'S CAREER RECEIVING STATS

YEAR	G/GS	NO	YDS	AVG	TD	LP/OPPONENT
2007	13/3	4	47	11.8	0	8/New Mexico State
2008	4/0	2	87	43.5	0	58/LSU
<b>Totals</b>	<b>17/3</b>	<b>6</b>	<b>134</b>	<b>22.3</b>	<b>0</b>	<b>58/LSU</b>

## HAWTHORNE'S CAREER GAME HIGH STATS

No.	Opponent	Date
2	LSU	9/20/08
87	LSU	9/20/08

# 2008 Auburn Football Player Sketches

## HAWTHORNE'S GAME-BY-GAME STATS


DATE	OPPONENT	REC	YDS	AVG	TD
9/1/07	KANSAS STATE	0	0	0.0	0
9/8/07	SOUTH FLORIDA	0	0	0.0	0
9/15/07	* MISSISSIPPI STATE	0	0	0.0	0
9/22/07	NEW MEXICO STATE	1	4	4.0	0
9/29/07	at Florida	0	0	0.0	0
10/6/07	* VANDERBILT	1	12	12.0	0
10/13/07	at Arkansas	0	0	0.0	0
10/20/07	at LSU	0	0	0.0	0
10/27/07	OLE MISS	0	0	0.0	0
11/3/07	* TENNESSEE TECH	1	19	19.0	0
11/10/07	at Georgia	0	0	0.0	0
11/24/07	ALABAMA	0	0	0.0	0
12/31/07	vs. Clemson (Chick-fil-A)	1	12	12.0	0

DATE	OPPONENT	REC	YDS	AVG	TD
8/30/08	LOUISIANA-MONROE	0	0	0.0	0
9/6/08	SOUTHERN MISS	0	0	0.0	0
9/13/08	MISSISSIPPI STATE	0	0	0.0	0
9/20/08	LSU	2	87	43.5	0
9/27/08	TENNESSEE				
10/4/08	at Vanderbilt				
10/11/08	ARKANSAS				
10/23/08	at West Virginia				
11/1/08	at Ole Miss				
11/8/08	TENNESSEE-MARTIN				
11/15/08	GEORGIA				
11/29/08	at Alabama				



**ADAM HERRING** #31 LB  
 6-1 · 219 · RFr. · RS  
 Springdale, Ark. (Shiloh Christian)  
 Undecided

2008 — Played but did not record a tackle in season opener vs. Louisiana-Monroe ... Saw playing time vs. Southern Miss and in SEC opener vs. Mississippi State ... Had one special teams tackle vs. LSU.



**D'ANTOINE HOOD** #25 DB  
 5-10 · 184 · Fr. · HS  
 Phenix City, Ala. (Central-Phenix HS)  
 Undecided

2008 — Recorded three tackles, one solo, in season opener vs. Louisiana-Monroe ... Had one solo tackle vs. Southern Miss ... Played, but did not record a tackle vs. Mississippi State and LSU.

## HOOD'S CAREER DEFENSIVE STATS

YEAR	G/GS	TT	UT	AT	TFL-YDS	QBS-YDS	FF/FR	PD	INT-YDS
2008	4/0	4	2	2	0.0-0	0.0-0	0/0	0	0-0

## HOOD'S GAME-BY-GAME STATS

DATE	OPPONENT	TT	UT	AT	PD	INT-YDS
8/30/08	LOUISIANA-MONROE	3	1	2	0	0-0
9/6/08	SOUTHERN MISS	1	1	0	0	0-0
9/13/08	MISSISSIPPI STATE	0	0	0	0	0-0
9/20/08	LSU	0	0	0	0	0-0
9/27/08	TENNESSEE					
10/4/08	at Vanderbilt					
10/11/08	ARKANSAS					
10/23/08	at West Virginia					
11/1/08	at Ole Miss					
11/8/08	TENNESSEE-MARTIN					
11/15/08	GEORGIA					
11/29/08	at Alabama					



**MORGAN HULL** #37 K  
 6-2 · 192 · So. · SQ  
 Decatur, Ala. (Austin)  
 Biomedical Science

2008 — Had three kickoffs in season opener vs. Louisiana-Monroe ... Averaged 68.0 yards per kickoff with one touchback vs. ULM ... Kicked off four times with a 65.0 ypk average and one touchback against Southern Miss ... Averaged 51.2 yards on four kickoffs vs. LSU.



**BYRON ISOM** #57 OL  
 6-3 · 294 · So. · 1L  
 Jonesboro, Ga. (Lovejoy)  
 Undecided

SPRING 2008 — Named the Most Improved Lineman by the coaching staff following spring drills.

2008 — Earned first career start in season opener vs. Louisiana-Monroe, grading at 87 percent overall on 59 snaps ... Graded 83 percent overall on 76 snaps vs. Southern Miss with 10 rodeo blocks ... Played 75 snaps, grading overall at 88 percent vs. Mississippi State ... Had 11 rodeo, 4.5 pancake and three cockroach blocks vs. MSU ... Graded at 84 percent overall on 70 snaps vs. LSU with nine rodeo, five cockroach and two pancake blocks ... Has 12 cockroach blocks, 8.5 pancake blocks and 35 rodeo blocks this season.

# 2008 Auburn Football Player Sketches



**MERRILL JOHNSON** #55  
**LB**  
 6-0 · 206 · Sr. · 3L  
 Butler, Ala. (Choctaw County)  
 Criminology

**2008** — Started season opener vs. Louisiana-Monroe and registered three solo tackles with one sack (minus 6 yards) and one forced fumble (first of career) ... Tied for second on team with six tackles vs. Southern Miss ... Had 1.0 TFL for minus 1 yard in road win vs. Mississippi State ... Also had one QB hurry vs. MSU ... Recorded five tackles, four solo, with one pass break-up and one TFL for minus one yard vs. LSU.

### JOHNSON'S CAREER DEFENSIVE STATS

YEAR	G/GS	TT	UT	AT	TFL-YDS	QBS-YDS	FF/FR	PD	I/YDS
2005	11/0	21	11	10	1.0-1	0.0-0	0/0	0	0/0
2006	13/6	35	20	15	3.0-17	1.0-10	0/0	0	0/0
2007	9/4	19	10	9	0.0-0	0.0-0	0/0	0	0/0
2008	4/3	15	10	5	3.0-8	1.0-6	1/0	1	0/0
<b>Totals</b>	<b>37/13</b>	<b>90</b>	<b>51</b>	<b>39</b>	<b>7.0-26</b>	<b>2.0-16</b>	<b>1/0</b>	<b>1</b>	<b>0/0</b>

### JOHNSON'S CAREER GAME HIGH STATS

	No.	Opponent	Date
Tackles	9	Ball State	9/17/05
Tackles for loss	2.0	Mississippi State	9/13/08
Sacks	1.0	2x (last vs. ULM)	8/30/08

### JOHNSON'S GAME-BY-GAME STATS

DATE	OPPONENT	TT	UT	AT	TFL-YDS	INT-YDS
9/3/05	GEORGIA TECH	DID NOT PLAY				
9/10/05	MISSISSIPPI STATE	0	0	0	0.0-0	0-0
9/17/05	BALL STATE	9	7	2	1.0-1	0-0
9/24/05	W. KENTUCKY	4	1	3	0.0-0	0-0
10/1/05	SOUTH CAROLINA	3	0	3	0.0-0	0-0
10/15/05	at Arkansas	0	0	0	0.0-0	0-0
10/22/05	at LSU	0	0	0	0.0-0	0-0
10/29/05	OLE MISS	3	1	2	0.0-0	0-0
11/5/05	at Kentucky	1	1	0	0.0-0	0-0
11/12/05	at Georgia	1	1	0	0.0-0	0-0
11/19/05	ALABAMA	0	0	0	0.0-0	0-0
1/2/06	vs. Wisconsin (Capital One)	0	0	0	0.0-0	0-0

DATE	OPPONENT	TT	UT	AT	TFL-YDS	INT-YDS
9/2/06	WASHINGTON STATE	4	3	1	0.0-0	0-0
9/9/06	at Mississippi State	5	4	1	0.0-0	0-0
9/16/06	* LSU	5	3	2	1.0-4	0-0
9/23/06	* BUFFALO	7	4	3	1.0-3	0-0
9/28/06	* at South Carolina	2	1	1	0.0-0	0-0
10/7/06	* ARKANSAS	0	0	0	0.0-0	0-0
10/14/06	FLORIDA	0	0	0	0.0-0	0-0
10/21/06	TULANE	2	0	2	0.0-0	0-0
10/28/06	* at Ole Miss	1	0	1	0.0-0	0-0
11/4/06	ARKANSAS STATE	6	2	4	1.0-10	0-0
11/11/06	GEORGIA	0	0	0	0.0-0	0-0
11/18/06	at Alabama	0	0	0	0.0-0	0-0
1/1/07	* vs. Nebraska (Cotton)	3	3	0	0.0-0	0-0

DATE	OPPONENT	TT	UT	AT	TFL-YDS	INT-YDS
9/1/07	* KANSAS STATE	2	1	1	0.0-0	0-0
9/8/07	* SOUTH FLORIDA	3	0	3	0.0-0	0-0
9/15/07	MISSISSIPPI STATE	DID NOT PLAY				
9/22/07	NEW MEXICO STATE	DID NOT PLAY				
9/29/07	at Florida	DID NOT PLAY				
10/6/07	VANDERBILT	DID NOT PLAY				
10/13/07	at Arkansas	0	0	0	0.0-0	0-0
10/20/07	at LSU	0	0	0	0.0-0	0-0
10/27/07	OLE MISS	1	1	0	0.0-0	0-0
11/3/07	TENNESSEE TECH	5	4	1	0.0-0	0-0
11/10/07	at Georgia	3	3	0	0.0-0	0-0
11/24/07	* ALABAMA	3	0	3	0.0-0	0-0
12/31/07	* vs. Clemson (Chick-fil-A)	2	1	1	0.0-0	0-0

DATE	OPPONENT	TT	UT	AT	TFL-YDS	INT-YDS
8/30/08	* LOUISIANA-MONROE	3	3	0	1.0-6	0-0
9/6/08	* SOUTHERN MISS	6	2	4	0.0-0	0-0
9/13/08	MISSISSIPPI STATE	2	2	0	2.0-6	0-0
9/20/08	* LSU	5	4	1	1.0-1	0-0
9/27/08	TENNESSEE					
10/4/08	at Vanderbilt					
10/11/08	ARKANSAS					
10/23/08	at West Virginia					
11/1/08	at Ole Miss					
11/8/08	TENNESSEE-MARTIN					
11/15/08	GEORGIA					
11/29/08	at Alabama					



**BRAD LESTER** #1  
**RB**  
 5-11 · 187 · Sr. · 3L  
 Lilburn, Ga. (Parkview)  
 Adult Education

**CAREER** — Tied for ninth in AU history with 18 rushing touchdowns ... Needs five rushing TD's to move into tie for eighth with Reggie Ware (1984-87) with 23 ... Is 20th all-time at Auburn in career rushing yards with 1,574 ... Is 45 yards shy of tying Curtis Kuykendall for 19th with 1,619 yards.

**2008** — Started and rushed 14 times for 52 yards with one touchdown in season opener vs. Louisiana-Monroe ... TD came on 3-yard run in third quarter ... Rushed 12 times for 45 yards against Southern Miss ... Also had two catches for 13 yards vs. USM ... Rushed nine times for 51 yards vs. Mississippi State before leaving due to injury ... Had 26 yards rushing on seven carries to go along with two receptions vs. LSU.

### LESTER'S CAREER RUSHING STATS

YEAR	G/GS	NO	YDS	AVG	TD	LP/OPPONENT
2004	3/0	10	21	2.1	0	11/The Citadel
2005	8/1	52	339	6.5	5	70/Ball State
2006	12/2	104	510	4.9	9	33/Florida
2007	7/5	125	530	4.2	3	17/Vanderbilt
2008	4/4	42	174	4.1	1	15/Mississippi State
<b>Totals</b>	<b>34/12</b>	<b>333</b>	<b>1574</b>	<b>4.7</b>	<b>18</b>	<b>70/Ball State</b>

### LESTER'S CAREER KOR STATS

YEAR	G	NO	YDS	AVG	TD	LP/OPPONENT
2004	3/0	3	75	25.0	0	32/Mississippi State
2005	8/1	4	196	49.0	1	93/Ball State
2006	12/2	6	158	26.3	0	68/Arkansas
2007	7/5	6	96	16.0	0	22/Arkansas
2008	4/4	0	0	0.0	0	--
<b>Totals</b>	<b>34/12</b>	<b>19</b>	<b>525</b>	<b>27.6</b>	<b>1</b>	<b>93/Ball State</b>

### LESTER'S CAREER RECEIVING STATS

YEAR	G/GS	NO	YDS	AVG	TD	LP/OPPONENT
2004	3/0	0	0	0.0	0	--
2005	8/1	3	52	17.3	1	38/Western Kentucky
2006	12/2	6	87	14.5	1	36/Tulane
2007	7/5	10	82	8.2	0	18/LSU
2008	4/4	6	21	4.1	0	13/Southern Miss
<b>Totals</b>	<b>34/12</b>	<b>25</b>	<b>242</b>	<b>9.7</b>	<b>2</b>	<b>38/Western Kentucky</b>

### LESTER'S CAREER GAME HIGH STATS

	No.	Opponent	Date
Rush Attempts	23	Ole Miss	10/27/07
Rush Yards	98	Alabama	11/24/07
Rush TDs	2	5x (last vs. Vanderbilt)	10/6/07
Receptions	5	LSU	10/20/07
Rec. Yards	56	LSU	10/20/07
Rec. TDs	1	2x (last vs. Washington State)	9/2/06
Kickoff Returns	3	Arkansas	10/7/06
Kick Ret. Yds.	100	Arkansas	10/7/06

# 2008 Auburn Football Player Sketches

## LESTER'S GAME-BY-GAME RUSHING STATS

DATE	OPPONENT	ATT	YDS	Avg.	TD	TD Runs
9/3/05	GEORGIA TECH	0	0	0.0	0	--
9/10/05	MISSISSIPPI STATE	6	34	5.7	1	6
9/17/05	BALL STATE	7	91	13.0	2	1, 3
9/24/05	W. KENTUCKY	10	64	6.4	0	--
10/1/05	SOUTH CAROLINA	13	53	4.1	2	1, 4
10/15/05	* at Arkansas	7	32	4.6	0	--
10/22/05	at LSU			DID NOT PLAY		
10/29/05	OLE MISS			DID NOT PLAY		
11/5/05	at Kentucky			DID NOT PLAY		
11/12/05	at Georgia	2	34	17.0	0	--
11/19/05	ALABAMA			DID NOT PLAY		
12/2/06	vs. Wisconsin (Capital One)	7	31	4.4	0	--

DATE	OPPONENT	ATT	YDS	Avg.	TD	TD Runs
9/2/06	WASHINGTON STATE	6	37	6.2	1	12
9/9/06	at Mississippi State	5	40	8.0	2	2, 20
9/16/06	LSU	2	0	0.0	0	--
9/23/06	* BUFFALO	18	83	4.6	2	2, 4
9/28/06	at South Carolina	0	0	0.0	0	--
10/7/06	ARKANSAS	4	28	7.0	0	--
10/14/06	FLORIDA	17	94	5.5	0	--
10/21/06	* TULANE	6	23	3.8	1	2
10/28/06	at Ole Miss	14	49	3.5	1	6
11/4/06	ARKANSAS STATE	12	62	5.2	0	--
11/11/06	GEORGIA	5	40	8.0	1	21
11/18/06	at Alabama	15	54	3.6	1	12
1/1/07	vs. Nebraska (Cotton)			DID NOT PLAY		

DATE	OPPONENT	ATT	YDS	Avg.	TD	TD Runs
9/1/07	KANSAS STATE			DID NOT PLAY		
9/8/07	SOUTH FLORIDA			DID NOT PLAY		
9/15/07	MISSISSIPPI STATE			DID NOT PLAY		
9/22/07	NEW MEXICO STATE			DID NOT PLAY		
9/29/07	at Florida			DID NOT PLAY		
10/6/07	VANDERBILT	13	77	5.9	2	17, 5
10/13/07	* at Arkansas	21	89	4.2	0	---
10/20/07	* at LSU	16	68	4.2	0	---
10/27/07	* OLE MISS	23	96	4.2	1	1
11/3/07	TENNESSEE TECH			DID NOT PLAY		
11/10/07	* at Georgia	16	45	2.8	0	---
11/24/07	* ALABAMA	22	98	4.5	0	---
12/31/07	vs. Clemson (Chick-fil-A)	14	57	4.1	0	---

DATE	OPPONENT	ATT	YDS	Avg.	TD	TD Runs
8/30/08	* LOUISIANA-MONROE	14	52	3.7	1	3
9/6/08	* SOUTHERN MISS	12	45	3.8	0	---
9/13/08	* MISSISSIPPI STATE	9	51	5.7	0	---
9/20/08	* LSU	7	26	3.7	0	---
9/27/08	TENNESSEE					
10/4/08	at Vanderbilt					
10/11/08	ARKANSAS					
10/23/08	at West Virginia					
11/1/08	at Ole Miss					
11/8/08	TENNESSEE-MARTIN					
11/15/08	GEORGIA					
11/29/08	at Alabama					

Ribbon College Football Yearbook Preseason All-SEC Team ... Started and registered two TFLs (minus 5 yards) for only two tackles of the game vs. Louisiana-Monroe ... Had a QB hurry and 1.5 TFLs (minus 5 yards) including four tackles vs. Southern Miss ... Had 2.0 TFLs (minus 8 yards) to go with four total tackles vs. Mississippi State ... Turned in strong performance vs. LSU with seven tackles, three solo, and 1.5 sacks for minus 6 yards ... His 1.5 sacks tied his career best set vs. Washington State in 2006 ... Currently leads the in SEC in TFLs per game (1.50).

## MARKS' CAREER DEFENSIVE STATS

YEAR	G/GS	TT	UT	AT	TFL-YDS	QBS-YDS	FF/FR	PD	I/YDS
2005	3/0	1	1	0	0.0-0	0.0-0	0/0	0	0/0
2006	13/13	38	26	12	11.0-32	3.5-13	1/3	2	0/0
2007	13/13	43	20	23	9.0-35	2.0-15	1/1	3	1/8
2008	4/4	17	11	6	7.0-24	1.5-6	0/0	0	0/0
<b>Totals</b>	<b>33/30</b>	<b>99</b>	<b>58</b>	<b>41</b>	<b>27.0-91</b>	<b>7.0-34</b>	<b>2/4</b>	<b>5</b>	<b>1/8</b>

## MARKS' CAREER GAME HIGH STATS

	No.	Opponent	Date
Tackles	10	South Florida	9/1/07
Tackles for loss	2.5	2x (last vs. Southern Miss)	9/6/08
Sacks	1.5	2x (last vs. LSU)	9/20/08

## MARKS' GAME-BY-GAME STATS

DATE	OPPONENT	TT	UT	AT	TFL-YDS	QBS-YDS
9/2/06	* WASHINGTON STATE	3	2	1	1.5-2	1.5-2
9/9/06	* at Mississippi State	3	3	0	1.0-5	1.0-5
9/16/06	* LSU	2	1	1	0.5-1	0.0-0
9/23/06	* BUFFALO	3	2	1	1.0-6	1.0-6
9/28/06	* at South Carolina	3	3	0	1.0-3	0.0-0
10/7/06	* ARKANSAS	3	2	1	0.0-0	0.0-0
10/14/06	* FLORIDA	3	2	1	0.0-0	0.0-0
10/21/06	* TULANE	2	2	0	0.0-0	0.0-0
10/28/06	* at Ole Miss	2	1	1	1.5-3	0.0-0
11/4/06	* ARKANSAS STATE	0	0	0	0.0-0	0.0-0
11/11/06	* GEORGIA	4	2	2	1.0-3	0.0-0
11/18/06	* at Alabama	5	3	2	1.0-6	0.0-0
1/1/07	* vs. Nebraska (Cotton)	5	3	2	2.5-3	0.0-0

DATE	OPPONENT	TT	UT	AT	TFL-YDS	QBS-YDS
9/1/07	* KANSAS STATE	0	0	0	0.0-0	0.0-0
9/8/07	* SOUTH FLORIDA	10	3	7	0.5-1	0.0-0
9/15/07	* MISSISSIPPI STATE	5	3	2	1.0-1	0.0-0
9/22/07	* NEW MEXICO STATE	3	2	1	1.0-1	0.0-0
9/29/07	* at Florida	4	2	2	2.0-10	0.0-0
10/6/07	* VANDERBILT	2	0	2	0.5-3	0.0-0
10/13/07	* at Arkansas	2	1	1	0.0-0	0.0-0
10/20/07	* at LSU	5	4	1	2.0-13	1.0-11
10/27/07	* OLE MISS	2	1	1	0.0-0	0.0-0
11/3/07	* TENNESSEE TECH	1	0	1	0.0-0	0.0-0
11/10/07	* at Georgia	4	3	1	0.0-0	0.0-0
11/24/07	* ALABAMA	2	0	2	0.5-4	0.5-4
12/31/07	* vs. Clemson (Chick-fil-A)	3	1	2	1.5-2	0.5-0

DATE	OPPONENT	TT	UT	AT	TFL-YDS	QBS-YDS
8/30/08	* LOUISIANA-MONROE	2	2	0	2.0-5	0.0-0
9/6/08	* SOUTHERN MISS	4	3	1	1.5-5	0.0-0
9/13/08	* MISSISSIPPI STATE	3	2	1	1.0-3	0.0-0
9/20/08	* LSU	7	3	4	1.5-6	1.5-6
9/27/08	TENNESSEE					
10/4/08	at Vanderbilt					
10/11/08	ARKANSAS					
10/23/08	at West Virginia					
11/1/08	at Ole Miss					
11/8/08	TENNESSEE-MARTIN					
11/15/08	GEORGIA					
11/29/08	at Alabama					



**SEN'DERRICK** #94  
**MARKS** DL  
 6-1 · 294 · Jr. · 2L  
 Mobile, Ala. (Vigor)  
 Rehabilitation Services

**CAREER** — Has made 30 consecutive starts, which is the longest active streak on the team.

**2008** — Playboy Preseason All-America ... Lindy's Preseason First Team All-American ... Named to Outland Trophy and Nagurski watch lists ... Second Team Preseason Media All-SEC ... Second Team Preseason Coaches All-SEC ... Athlon Sports Preseason Third Team All-SEC ... Phil Steele's Preseason Third Team All-SEC ... Blue

# 2008 Auburn Football Player Sketches



**ANDREW** #75  
**McCAIN** OT  
 6-6 · 288 · Jr. · 2L  
 Birmingham, Ala. (Briarwood Christian)  
 Chemistry

2008 — Played 18 snaps in season opener vs. Louisiana-Monroe with one rodeo block ... Got in on six snaps vs. Southern Miss ... Saw limited action vs. Mississippi State and LSU.



**WALTER** #6  
**McFADDEN** DB  
 6-0 · 178 · Jr. · 2L  
 Pompano Beach, Fla. (Ely)  
 Public Administration

SPRING 2008 — Named the Most Improved Defensive Back by the coaching staff following spring drills.

2008 — Earned first career start in season opener vs. Louisiana-Monroe ... Did not register a tackle vs. Warhawks ... Had one TFL (minus five yards), a pass break-up and five tackles against Southern Miss ... Four of five tackles vs. USM were solo ... Intercepted first pass of season with less than three minutes remaining in game to seal victory at Mississippi State ... Also had four solo tackles vs. MSU ... Broke up two passes and had one solo tackle vs. LSU.

### McFADDEN'S CAREER DEFENSIVE STATS

YEAR	G/GS	TT	UT	AT	TFL-YDS	QBS-YDS	FF/FR	PD	INT-YDS
2006	11/0	2	2	0	0.0-0	0.0-0	0/0	0	0-0
2007	13/0	10	5	5	1.0-4	0.0-0	0/0	1	1-93
2008	4/4	10	9	1	1.0-5	0.0-0	0/0	4	1-0
<b>Totals</b>	<b>28/4</b>	<b>22</b>	<b>16</b>	<b>6</b>	<b>2.0-9</b>	<b>0.0-0</b>	<b>0/0</b>	<b>5</b>	<b>2-93</b>

### McFADDEN'S CAREER GAME HIGH STATS

	No.	Opponent	Date
Tackles	5	Southern Miss	9/6/08
Interceptions	1	2x (last vs. Mississippi St.)	9/13/08

### McFADDEN'S GAME-BY-GAME STATS

DATE	OPPONENT	TT	UT	AT	PD	INT-YDS
9/1/07	KANSAS STATE	1	0	1	0	0-0
9/8/07	SOUTH FLORIDA	0	0	0	0	0-0
9/15/07	MISSISSIPPI STATE	0	0	0	0	0-0
9/22/07	NEW MEXICO STATE	1	1	0	0	0-0
9/29/07	at Florida	0	0	0	0	0-0
10/6/07	VANDERBILT	2	1	1	0	0-0
10/13/07	at Arkansas	0	0	0	0	0-0
10/20/07	at LSU	1	1	0	0	0-0
10/27/07	OLE MISS	1	0	1	0	0-0
11/3/07	TENNESSEE TECH	0	0	0	0	1-93
11/10/07	at Georgia	0	0	0	0	0-0
11/24/07	ALABAMA	0	0	0	0	0-0
12/31/07	vs. Clemson (Chick-fil-A)	4	2	2	1	0-0

DATE	OPPONENT	TT	UT	AT	PD	INT-YDS
8/30/08	* LOUISIANA-MONROE	0	0	0	0	0-0
9/6/08	* SOUTHERN MISS	5	4	1	1	0-0
9/13/08	* MISSISSIPPI STATE	4	4	0	1	1-0
9/20/08	* LSU	1	1	0	2	0-0
9/27/08	TENNESSEE					
10/4/08	at Vanderbilt					
10/11/08	ARKANSAS					
10/23/08	at West Virginia					
11/1/08	at Ole Miss					
11/8/08	TENNESSEE-MARTIN					
11/15/08	GEORGIA					
11/29/08	at Alabama					



**GABE** #83  
**McKENZIE** DE  
 6-4 · 254 · Jr. · 2L  
 Mobile, Ala. (Davidson)  
 Criminology

2008 — Switched from tight end to defensive end during preseason camp ... Registered two tackles, one solo, in season opener vs. Louisiana-Monroe ... Recorded two solo tackles against Southern Miss ... Had two tackles in win at Mississippi State ... Against LSU, picked off a pass and returned it 24 yards for a TD to give AU 14-3 lead ... Also had a half a TFL for minus 1 yard vs. LSU.

### McKENZIE'S CAREER DEFENSIVE STATS

YEAR	G/GS	TT	UT	AT	TFL-YDS	QBS-YDS	FF/FR	PD	I/YDS
2008	4/0	7	4	3	0.5-1	0.0-0	0/0	0	1/24

### McKENZIE'S CAREER RECEIVING STATS

YEAR	G/GS	NO	YDS	AVG	TD	LP/OPPONENT
2006	13/0	13	137	10.5	1	25/South Carolina
2007	13/0	13	117	9.0	2	20/Kansas State
<b>Totals</b>	<b>26/0</b>	<b>26</b>	<b>254</b>	<b>9.7</b>	<b>3</b>	<b>25/South Carolina</b>

### McKENZIE'S GAME-BY-GAME STATS

DATE	OPPONENT	TT	UT	AT	TFL-YDS	QBS-YDS
8/30/08	LOUISIANA-MONROE	2	1	1	0.0-0	0.0-0
9/6/08	SOUTHERN MISS	2	2	0	0.0-0	0.0-0
9/13/08	MISSISSIPPI STATE	2	1	1	0.0-0	0.0-0
9/20/08	LSU	1	0	1	0.5-1	0.0-0
9/27/08	TENNESSEE					
10/4/08	at Vanderbilt					
10/11/08	ARKANSAS					
10/23/08	at West Virginia					
11/1/08	at Ole Miss					
11/8/08	TENNESSEE-MARTIN					
11/15/08	GEORGIA					
11/29/08	at Alabama					



**MIKE** #26  
**McNEIL** S  
 6-2 · 201 · So. · 1L  
 Mobile, Ala. (W.P. Davidson)  
 Undecided

2008 — Made first career start in season opener vs. Louisiana-Monroe, but did not record a tackle ... Registered six tackles, two solo, against Southern Miss ... Recorded first career sack (minus 4 yards) in win at Mississippi State ... Finished with two solo tackles vs. MSU ... Tied for team lead with eight tackles, seven solo, vs. LSU ... Also had

# 2008 Auburn Football Player Sketches

one TFL for minus 3 yards vs. LSU.

## McNEIL'S CAREER DEFENSIVE STATS

YEAR	G/GS	TT	UT	AT	TFL-YDS	QBS-YDS	FF/FR	PD	I/YDS
2007	13/0	35	22	13	0.5-1	0.0-0	0/0	0	0/0
2008	4/4	16	11	5	2.0-7	1.0-4	0/0	0	0/0
<b>Totals</b>	<b>17/4</b>	<b>51</b>	<b>33</b>	<b>18</b>	<b>2.5-8</b>	<b>1.0-4</b>	<b>0/0</b>	<b>0</b>	<b>0/0</b>

## McNEIL'S CAREER GAME HIGH STATS

No.	Opponent	Date
Tackles	9	South Florida
		9/8/07

## McNEIL'S GAME-BY-GAME STATS

DATE	OPPONENT	TT	UT	AT	PD	INT-YDS
9/1/07	KANSAS STATE	1	0	1	0	0-0
9/8/07	SOUTH FLORIDA	9	4	5	0	0-0
9/15/07	MISSISSIPPI STATE	2	1	1	0	0-0
9/22/07	NEW MEXICO STATE	2	2	0	0	0-0
9/29/07	at Florida	3	3	0	0	0-0
10/6/07	VANDERBILT	4	2	2	0	0-0
10/13/07	at Arkansas	0	0	0	0	0-0
10/20/07	at LSU	5	3	2	0	0-0
10/27/07	OLE MISS	1	0	1	0	0-0
11/3/07	TENNESSEE TECH	6	4	2	0	0-0
11/10/07	at Georgia	0	0	0	0	0-0
11/24/07	ALABAMA	1	0	1	0	0-0
12/31/07	vs. Clemson (Chick-fil-A)	1	1	0	0	0-0

DATE	OPPONENT	TT	UT	AT	PD	INT-YDS
8/30/08	* LOUISIANA-MONROE	0	0	0	0	0-0
9/6/08	* SOUTHERN MISS	6	2	4	0	0-0
9/13/08	* MISSISSIPPI STATE	2	2	0	0	0-0
9/20/08	* LSU	8	7	1	0	0-0
9/27/08	TENNESSEE					
10/4/08	at Vanderbilt					
10/11/08	ARKANSAS					
10/23/08	at West Virginia					
11/1/08	at Ole Miss					
11/8/08	TENNESSEE-MARTIN					
11/15/08	GEORGIA					
11/29/08	at Alabama					



**JERRAUD** #8  
**POWERS** DB  
 5-9 · 191 · Jr. · 2L  
 Decatur, Ala. (Decatur)  
 Public Administration

2008 — Second Team Preseason Media All-SEC ... Second Team Preseason Coaches' All-SEC ... Athlon Sports Preseason Third Team All-SEC ... Started and finished tied for second most tackles on team in season opener vs. Louisiana-Monroe ... Had six stops, three solo, with one pass break-up ... Led team with career-high eight tackles, six solo, vs. Southern Miss ... Had one INT, first of season, and a QB hurry vs. USM ... Broke up one pass and had four solo tackles at Mississippi State ... Registered four tackles, three solo, with one PBU vs. LSU ... Has at least one PBU in four of last five games dating back to 2007 ... Currently tied for 14th in SEC in tackles per game (7.0).

## POWERS' CAREER DEFENSIVE STATS

YEAR	G/GS	TT	UT	AT	TFL-YDS	QBS-YDS	FF/FR	PD	I/YDS
2006	13/0	26	20	6	1.0-2	0.0-0	0/1	4	0/0
2007	13/13	63	47	16	4.0-9	0.0-0	0/1	8	4/35
2008	4/4	22	12	6	0.0-0	0.0-0	0/0	3	1/0
<b>Totals</b>	<b>30/17</b>	<b>103</b>	<b>79</b>	<b>28</b>	<b>5.0-11</b>	<b>0.0-0</b>	<b>0/2</b>	<b>15</b>	<b>5/35</b>

## POWERS' CAREER GAME HIGH STATS

No.	Opponent	Date
Tackles	8	Southern Miss
Interceptions	1	5x (last vs. Southern Miss)
		9/6/08
		9/6/08

## POWERS' GAME-BY-GAME STATS

DATE	OPPONENT	TT	UT	AT	PD	INT-YDS
9/2/06	WASHINGTON STATE	1	1	0	0	0-0
9/9/06	at Mississippi State	1	1	0	0	0-0
9/16/06	LSU	4	4	0	0	0-0
9/23/06	BUFFALO	1	0	1	0	0-0
9/28/06	at South Carolina	4	3	1	1	0-0
10/7/06	ARKANSAS	0	0	0	0	0-0
10/14/06	FLORIDA	1	1	0	0	0-0
10/21/06	TULANE	4	3	1	1	0-0
10/28/06	at Ole Miss	1	1	0	0	0-0
11/4/06	ARKANSAS STATE	2	2	0	1	0-0
11/11/06	GEORGIA	3	1	2	0	0-0
11/18/06	at Alabama	3	3	0	0	0-0
1/1/07	vs. Nebraska (Cotton)	1	0	1	1	0-0

DATE	OPPONENT	TT	UT	AT	PD	INT-YDS
9/1/07	* KANSAS STATE	5	4	1	2	0-0
9/8/07	* SOUTH FLORIDA	6	5	1	0	0-0
9/15/07	* MISSISSIPPI STATE	5	2	3	1	0-0
9/22/07	* NEW MEXICO STATE	6	3	3	0	0-0
9/29/07	* at Florida	7	4	3	1	0-0
10/6/07	* VANDERBILT	0	0	0	0	0-0
10/13/07	* at Arkansas	4	4	0	0	1-3
10/20/07	* at LSU	6	5	1	0	0-0
10/27/07	* OLE MISS	3	2	1	0	0-0
11/3/07	* TENNESSEE TECH	5	5	0	0	1-12
11/10/07	* at Georgia	4	4	0	0	1-20
11/24/07	* ALABAMA	6	4	2	0	1-0
12/31/07	* vs. Clemson (Chick-fil-A)	6	5	1	1	0-0

DATE	OPPONENT	TT	UT	AT	PD	INT-YDS
8/30/08	* LOUISIANA-MONROE	6	3	3	1	0-0
9/6/08	* SOUTHERN MISS	8	6	2	0	1-0
9/13/08	* MISSISSIPPI STATE	4	4	0	1	0-0
9/20/08	* LSU	4	3	1	1	0-0
9/27/08	TENNESSEE					
10/4/08	at Vanderbilt					
10/11/08	ARKANSAS					
10/23/08	at West Virginia					
11/1/08	at Ole Miss					
11/8/08	TENNESSEE-MARTIN					
11/15/08	GEORGIA					
11/29/08	at Alabama					



**RYAN** #50  
**PUGH** OL  
 6-4 · 278 · So. · 1L  
 Hoover, Ala. (Hoover)  
 Undecided

2008 — Has started every game this season .... In season opener vs. Louisiana-Monroe, grading at 88 percent on 74 snaps with three cockroach blocks, two pancake blocks and six rodeo blocks ... Graded at 89 percent overall on 76 snaps vs. Southern Miss ... Started at center and had 16 rodeo blocks, four cockroach blocks and one pancake blocks vs. USM ... Started second game at center, grading 88 percent overall on 75 snaps vs. Mississippi State ... Had 4.5 pancake blocks and 10 rodeo blocks vs. MSU ... Graded at 91 percent on 70 snaps vs. LSU with 10 rodeo, one cockroach and one pancake block vs. LSU ... Has 42 rodeo blocks, eight cockroach blocks and 8.5 pancake blocks for the season.



# 2008 Auburn Football Player Sketches



**CHAZ** #76  
**RAMSEY** OL  
 6-4 · 282 · So. · 1L  
 Madison, Miss. (Madison)  
 Undecided

2008 — Phil Steele's Preseason Honorable Mention All-SEC ... Has not played due to back surgery.



**ROBERT** #60  
**SHIVER** DS  
 6-3 · 222 · Sr. · 2L  
 Thomasville, Ga. (Brookwood)  
 Marketing

2008 — Has played in every game ... Deep snapper for field goals, PATs and punts.



**JAKE** #91  
**RICKS** DL  
 6-4 · 300 · Jr. · 2L  
 Muscle Shoals, Ala. (Colbert County)  
 Criminology

2008 — Registered two tackles, including one tackle for loss (minus 4 yards) in season opener vs. Louisiana-Monroe ... Saw playing time vs. Southern Miss but did not record a tackle ... Limited playing time vs. Mississippi State and LSU.



**RYAN** #4  
**SHOEMAKER** P  
 6-0 · 187 · So. · 1L  
 Birmingham, Ala. (Oak Mountain)  
 Undecided

2008 — First Team Preseason Media All-SEC ... First Team Preseason Coaches' All-SEC ... Athlon's Preseason Second Team All-SEC ... Phil Steele's Preseason First Team All-SEC ... Against LSU, punted seven times for 35.4 average per kick ... Put two punts inside the 20 and had a long of 51 vs. LSU.

### RICKS' CAREER DEFENSIVE STATS

YEAR	G/GS	TT	UT	AT	TFL-YDS	QBS-YDS	FF/FR	PD	I/YDS
2006	6/0	1	0	1	0.5-2	0.0-0	0/1	0	0/0
2007	13/0	8	5	3	2.0-3	0.0-0	0/0	0	0/0
2008	4/0	2	1	1	1.0-4	0.0-0	0/0	0	0/0
<b>Totals</b>	<b>23/0</b>	<b>11</b>	<b>6</b>	<b>5</b>	<b>3.5-9</b>	<b>0.0-0</b>	<b>0/1</b>	<b>0</b>	<b>0/0</b>

### RICKS' CAREER GAME HIGH STATS

	No.	Opponent	Date
Tackles	2	3x (last vs. ULM)	8/30/08
Tackles for loss	1.0	3x (last vs. ULM)	8/30/08

### RICKS' GAME-BY-GAME STATS

DATE	OPPONENT	TT	UT	AT	TFL-YDS	QBS-YDS
9/1/07	KANSAS STATE	0	0	0	0.0-0	0.0-0
9/8/07	SOUTH FLORIDA	0	0	0	0.0-0	0.0-0
9/15/07	MISSISSIPPI STATE	2	2	0	1.0-2	0.0-0
9/22/07	NEW MEXICO STATE	0	0	0	0.0-0	0.0-0
9/29/07	at Florida	0	0	0	0.0-0	0.0-0
10/6/07	VANDERBILT	0	0	0	0.0-0	0.0-0
10/13/07	at Arkansas	2	1	1	0.0-0	0.0-0
10/20/07	at LSU	1	0	1	0.0-0	0.0-0
10/27/07	OLE MISS	1	0	1	0.0-0	0.0-0
11/3/07	TENNESSEE TECH	1	0	1	0.0-0	0.0-0
11/10/07	at Georgia	1	1	0	1.0-1	0.0-0
11/24/07	ALABAMA	0	0	0	0.0-0	0.0-0
12/31/07	vs. Clemson (Chick-fil-A)	0	0	0	0.0-0	0.0-0

DATE	OPPONENT	TT	UT	AT	TFL-YDS	QBS-YDS
8/30/08	LOUISIANA-MONROE	2	1	1	1.0-4	0.0-0
9/6/08	SOUTHERN MISS	0	0	0	0.0-0	0.0-0
9/13/08	MISSISSIPPI STATE	0	0	0	0.0-0	0.0-0
9/20/08	LSU	0	0	0	0.0-0	0.0-0
9/27/08	TENNESSEE					
10/4/08	at Vanderbilt					
10/11/08	ARKANSAS					
10/23/08	at West Virginia					
11/1/08	at Ole Miss					
11/8/08	TENNESSEE-MARTIN					
11/15/08	GEORGIA					
11/29/08	at Alabama					

### SHOEMAKER'S CAREER PUNTING STATS

YEAR	G	NO	YDS	AVG	IN20	LP/OPPONENT
2007	12	49	2080	42.4	16	62/New Mexico State
2008	1	7	248	35.4	2	51/LSU
<b>Totals</b>	<b>13</b>	<b>56</b>	<b>2328</b>	<b>41.6</b>	<b>18</b>	<b>62/New Mexico State</b>

### SHOEMAKER'S CAREER GAME HIGH STATS

	No.	Opponent	Date
Punts	8	Clemson	12/31/07
IN 20	2	9x (last vs. LSU)	9/20/08

### SHOEMAKER'S GAME-BY-GAME STATS

DATE	OPPONENT	NO	YDS	AVG	IN20	Long
9/1/07	KANSAS STATE	6	256	42.7	2	53
9/8/07	SOUTH FLORIDA	2	105	52.5	0	53
9/15/07	MISSISSIPPI STATE					DID NOT PLAY
9/22/07	NEW MEXICO STATE	1	62	62.0	0	62
9/29/07	at Florida	5	225	45.0	2	54
10/6/07	VANDERBILT	5	208	41.6	2	54
10/13/07	at Arkansas	3	113	37.7	0	46
10/20/07	at LSU	5	210	42.0	2	53
10/27/07	OLE MISS	3	129	43.0	2	58
11/3/07	TENNESSEE TECH	4	208	52.0	2	64
11/10/07	at Georgia	3	119	44.2	0	44
11/24/07	ALABAMA	4	136	34.0	2	47
12/31/07	vs. Clemson (Chick-fil-A)	8	309	38.6	2	53

DATE	OPPONENT	NO	YDS	AVG	IN20	Long
8/30/08	LOUISIANA-MONROE					DID NOT PLAY
9/6/08	SOUTHERN MISSISSIPPI					DID NOT PLAY
9/13/08	at Mississippi State					DID NOT PLAY
9/20/08	LSU	7	248	35.4	2	51
9/27/08	TENNESSEE					
10/4/08	at Vanderbilt					
10/11/08	ARKANSAS					
10/23/08	at West Virginia					
11/1/08	at Ole Miss					
11/8/08	TENNESSEE-MARTIN					
11/15/08	GEORGIA					
11/29/08	at Alabama					

# 2008 Auburn Football Player Sketches



**MIKE** #11  
**SLADE** DB  
 6-2 · 188 · RFr. · RS  
 Tallahassee, Fla. (Lincoln)  
 Undecided

2008 — Recorded three tackles in season opener vs. Louisiana-Monroe ... Saw action vs. Southern Miss but did not record a tackle ... Had one solo tackle at Mississippi State ... Played, but did not record a tackle vs. LSU.

### SLADE' CAREER DEFENSIVE STATS

YEAR	G/GS	TT	UT	AT	TFL-YDS	QBS-YDS	FF/FR	PD	I/YDS
2008	4/0	4	1	3	0.0-0	0.0-0	0/0	0	0/0

### SLADE' GAME-BY-GAME STATS

DATE	OPPONENT	TT	UT	AT	PD	INT-YDS
8/30/08	LOUISIANA-MONROE	3	0	3	0	0-0
9/6/08	SOUTHERN MISS	0	0	0	0	0-0
9/13/08	MISSISSIPPI STATE	1	1	0	0	0-0
9/20/08	LSU	0	0	0	0	0-0
9/27/08	TENNESSEE					
10/4/08	at Vanderbilt					
10/11/08	ARKANSAS					
10/23/08	at West Virginia					
11/1/08	at Ole Miss					
11/8/08	TENNESSEE-MARTIN					
11/15/08	GEORGIA					
11/29/08	at Alabama					



**CHRIS** #23  
**SLAUGHTER** WR  
 6-3 · 179 · So. · 1L  
 Fort Valley, Ga. (Peach County/Hargrave Prep)  
 Undecided

2008 — Hauled in four catches for 13 yards with one touchdown in season opener vs. Louisiana-Monroe ... TD was first of career and came on 3-yard pass from Chris Todd.

### SLAUGHTER'S CAREER RECEIVING STATS

YEAR	G/GS	NO	YDS	AVG	TD	LP/OPPONENT
2007	12/0	3	19	6.3	0	9/New Mexico State
2008	1/0	4	13	3.3	1	8/Louisiana-Monroe
<b>Totals</b>	<b>13/0</b>	<b>7</b>	<b>32</b>	<b>4.6</b>	<b>1</b>	<b>9/New Mexico State</b>

### SLAUGHTER'S GAME-BY-GAME STATS

DATE	OPPONENT	REC	YDS	AVG	TD
8/30/08	LOUISIANA-MONROE	4	13	3.3	1
9/6/08	SOUTHERN MISS				DID NOT PLAY
9/13/08	MISSISSIPPI STATE				DID NOT PLAY
9/20/08	LSU				DID NOT PLAY
9/27/08	TENNESSEE				
10/4/08	at Vanderbilt				
10/11/08	ARKANSAS				
10/23/08	at West Virginia				
11/1/08	at Ole Miss				
11/8/08	TENNESSEE-MARTIN				
11/15/08	GEORGIA				
11/29/08	at Alabama				



**ERIC** #32  
**SMITH** RB  
 5-10 · 232 · Fr. · HS  
 Seffner, Fla. (Armwood HS)  
 Undecided


2008 — In first collegiate game, rushed nine times for 66 yards vs. Louisiana-Monroe ... Averaged 7.3 yards per carry vs. Warhawks with a long rush of 19 yards ... Earned first career start and had two rushes for eight yards vs. Southern Miss ... Saw limited time vs. Mississippi State and LSU.

### SMITH'S CAREER RUSHING STATS

YEAR	G/GS	NO	YDS	AVG	TD	LP/OPPONENT
2008	4/1	11	74	7.4	0	19/Louisiana-Monroe

### SMITH'S GAME-BY-GAME STATS

DATE	OPPONENT	ATT	YDS	Avg.	TD	TD Runs
8/30/08	LOUISIANA-MONROE	9	66	7.3	0	---
9/6/08	SOUTHERN MISS	2	8	4.0	0	---
9/13/08	MISSISSIPPI STATE	0	0	0.0	0	---
9/20/08	LSU	0	0	0.0	0	---
9/27/08	TENNESSEE					
10/4/08	at Vanderbilt					
10/11/08	ARKANSAS					
10/23/08	at West Virginia					
11/1/08	at Ole Miss					
11/8/08	TENNESSEE-MARTIN					
11/15/08	GEORGIA					
11/29/08	at Alabama					



**RODGERIQUUS** #80  
**SMITH** WR  
 6-0 · 194 · Sr. · 3L  
 Snellville, Ga. (South Gwinnett)  
 Business Administration

**CAREER** — Has caught a pass in 28 consecutive regular season games with two or more catches in 21 of last 28 ... Is 10th all-time at Auburn in receiving yards with 1,425 ... Is 21 yards shy of tying Ronney Daniels (1999-2000) for ninth with 1,446 yards ... Is tied for eighth all-time in receptions with 97 ... Needs two catches to tie Freddy Weygand (1984-88) for seventh with 99 and five catches to tie Greg Taylor (1987-90) for sixth with 102 ... Had streak of 28 consecutive starts snapped vs. Mississippi State.

2008 — *Phil Steele's Preseason Honorable Mention All-SEC* ... Caught a team-high five passes for 57 yards with a long of 33 yards in season opener vs. Louisiana-Monroe ... Had one grab for 21 yards against Southern Miss ... Hauled in two passes for eight yards in win at Mississippi State ... Did not start vs. MSU, snapping streak of 28 games dating back to 2006 ... Matched season-high of five catches for season-best 73 yards vs. LSU.

### SMITH'S CAREER RECEIVING STATS

YEAR	G/GS	NO	YDS	AVG	TD	LP/OPPONENT
2005	7/0	6	109	18.2	0	38/Mississippi State
2006	13/13	26	452	17.4	4	62/Mississippi State
2007	13/13	52	705	13.6	5	58/New Mexico State
2008	4/2	13	159	12.2	0	33/Louisiana-Monroe
<b>Totals</b>	<b>37/28</b>	<b>97</b>	<b>1,425</b>	<b>14.7</b>	<b>9</b>	<b>62/Mississippi State</b>

# 2008 Auburn Football Player Sketches

## SMITH'S CAREER GAME HIGH STATS

	No.	Opponent	Date
Receptions	9	Florida	9/29/07
Rec. Yards	111	Ole Miss	10/27/07
Rec. TDs	2	New Mexico State	9/22/07

## SMITH'S GAME-BY-GAME STATS

DATE	OPPONENT	REC	YDS	AVG	TD
9/3/05	GEORGIA TECH				DID NOT PLAY
9/10/05	MISSISSIPPI STATE	1	38	38.0	0
9/17/05	BALL STATE	2	21	10.5	0
9/24/05	W. KENTUCKY	2	30	15.0	0
10/1/05	SOUTH CAROLINA	1	20	20.0	0
10/15/05	at Arkansas	0	0	0.0	0
10/22/05	at LSU				DID NOT PLAY
10/29/05	OLE MISS	0	0	0.0	0
11/5/05	at Kentucky	0	0	0.0	0
11/12/05	at Georgia				DID NOT PLAY
11/19/05	ALABAMA				DID NOT PLAY
1/2/06	vs. Wisconsin (Capital One)				DID NOT PLAY

DATE	OPPONENT	REC	YDS	AVG	TD
9/2/06	* WASHINGTON STATE	2	47	23.5	0
9/9/06	* at Mississippi State	2	85	42.5	1
9/16/06	* LSU	1	17	17.0	0
9/23/06	* BUFFALO	1	14	14.0	0
9/28/06	* at South Carolina	2	37	18.5	0
10/7/06	* ARKANSAS	4	64	16.0	1
10/14/06	* FLORIDA	3	33	11.0	0
10/21/06	* TULANE	2	4	2.0	0
10/28/06	* at Ole Miss	4	46	11.5	1
11/4/06	* ARKANSAS STATE	1	16	16.0	0
11/11/06	* GEORGIA	1	34	34.0	1
11/18/06	* at Alabama	3	55	18.3	0
1/1/07	* vs. Nebraska (Cotton)	0	0	0.0	0

DATE	OPPONENT	REC	YDS	AVG	TD
9/1/07	* KANSAS STATE	1	55	55.0	0
9/8/07	* SOUTH FLORIDA	3	34	11.3	0
9/15/07	* MISSISSIPPI STATE	4	78	19.5	0
9/22/07	* NEW MEXICO STATE	3	86	28.7	2
9/29/07	* at Florida	9	102	11.3	0
10/6/07	* VANDERBILT	3	23	7.7	1
10/13/07	* at Arkansas	4	19	4.8	0
10/20/07	* at LSU	6	56	9.3	1
10/27/07	* OLE MISS	8	111	13.8	1
11/3/07	* TENNESSEE TECH	2	29	18.0	0
11/10/07	* at Georgia	2	21	10.5	0
11/24/07	* ALABAMA	3	46	15.3	0
12/31/07	* vs. Clemson (Chick-fil-A)	4	45	11.2	0

DATE	OPPONENT	REC	YDS	AVG	TD
8/30/08	* LOUISIANA-MONROE	5	57	11.4	0
9/6/08	* SOUTHERN MISS	1	21	21.0	0
9/13/08	MISSISSIPPI STATE	2	8	4.0	0
9/20/08	LSU	5	73	14.6	0
9/27/08	TENNESSEE				
10/4/08	at Vanderbilt				
10/11/08	ARKANSAS				
10/23/08	at West Virginia				
11/1/08	at Ole Miss				
11/8/08	TENNESSEE-MARTIN				
11/15/08	GEORGIA				
11/29/08	at Alabama				



**CRAIG** #46  
**STEVENS** LB  
 6-2 · 222 · So. · 1L  
 Tallahassee, Fla. (Lincoln)  
 Pre-Business

2008 — Started season opener vs. Louisiana-Monroe and recorded one pass break-up and three tackles, two solo ... Registered four tackles, three solo, and one fumble recovery against Southern Miss ... Returned fumble 6 yards ... Had four tackles, with three solo, in win at Mississippi State ... Had season-best five tackles, two solo, vs. LSU.

## STEVENS' CAREER DEFENSIVE STATS

YEAR	G/GS	TT	UT	AT	TFL-YDS	QBS-YDS	FF/FR	PD	I/YDS
2006	3/0	6	3	3	1.0-1	0.0-0	0/0	0	0/0
2007	10/8	35	20	15	0.0-0	0.0-0	1/0	1	0/0
2008	4/4	16	10	6	0.0-0	0.0-0	0/1	1	0/0
<b>Totals</b>	<b>17/12</b>	<b>57</b>	<b>33</b>	<b>24</b>	<b>1.0-1</b>	<b>0.0-0</b>	<b>1/1</b>	<b>2</b>	<b>0/0</b>


## STEVENS' CAREER GAME HIGH STATS

No.	Opponent	Date
Tackles	6	2x (last vs. Arkansas) 10/13/07

## STEVENS' GAME-BY-GAME STATS

DATE	OPPONENT	TT	UT	AT	TFL-YDS	QBS-YDS
9/1/07	KANSAS STATE	3	1	2	0.0-0	0-0
9/8/07	SOUTH FLORIDA	2	1	1	0.0-0	0-0
9/15/07	* MISSISSIPPI STATE	3	1	2	0.0-0	0-0
9/22/07	* NEW MEXICO STATE	6	3	3	0.0-0	0-0
9/29/07	* at Florida	4	2	2	0.0-0	0-0
10/6/07	* VANDERBILT	5	4	1	0.0-0	0-0
10/13/07	* at Arkansas	6	5	1	0.0-0	0-0
10/20/07	* at LSU	2	1	1	0.0-0	0-0
10/27/07	* OLE MISS	2	1	1	0.0-0	0-0
11/3/07	TENNESSEE TECH				DID NOT PLAY	
11/10/07	at Georgia				DID NOT PLAY	
11/24/07	ALABAMA				DID NOT PLAY	
12/31/07	* vs. Clemson (Chick-fil-A)	2	1	1	0.0-0	0-0

DATE	OPPONENT	TT	UT	AT	TFL-YDS	QBS-YDS
8/30/08	* LOUISIANA-MONROE	3	2	1	0.0-0	0.0-0
9/6/08	* SOUTHERN MISS	4	3	1	0.0-0	0.0-0
9/13/08	* MISSISSIPPI STATE	4	3	1	0.0-0	0.0-0
9/20/08	* LSU	5	2	3	0.0-0	0.0-0
9/27/08	TENNESSEE					
10/4/08	at Vanderbilt					
10/11/08	ARKANSAS					
10/23/08	at West Virginia					
11/1/08	at Ole Miss					
11/8/08	TENNESSEE-MARTIN					
11/15/08	GEORGIA					
11/29/08	at Alabama					



**JAMES** #16  
**SWINTON** WR  
 6-0 · 178 · Sr. · 2L  
 Tucker, Ga. (Tucker)  
 Public Administration

2008 — Earned first career start in season opener vs. Louisiana-Monroe ... Hauled in one pass for 4-yards vs. Warhawks ... Did not play vs. Southern Miss ... Limited playing time vs. Mississippi State.

# 2008 Auburn Football Player Sketches

## SWINTON'S CAREER RECEIVING STATS

YEAR	G/GS	NO	YDS	AVG	TD	LP/OPPONENT
2005	4/0	1	11	11.0	0	11/Ball State
2006	7/0	1	12	12.0	0	12/Buffalo
2007	9/0	1	16	16.0	0	16/Kansas State
2008	2/1	1	4	4.0	0	4/ULM
<b>Totals</b>	<b>22/1</b>	<b>4</b>	<b>43</b>	<b>10.8</b>	<b>0</b>	<b>16/Kansas State</b>

## SWINTON'S CAREER GAME HIGH STATS

	No.	Opponent	Date
Receptions	1	4x (last vs. ULM)	8/30/08
Rec. Yards	16	Kansas State	9/1/07

## SWINTON'S GAME-BY-GAME STATS

DATE	OPPONENT	REC	YDS	AVG	TD
8/30/08	* LOUISIANA-MONROE	1	4	4.0	0
9/6/08	SOUTHERN MISS			DID NOT PLAY	
9/13/08	MISSISSIPPI STATE	0	0	0.0	0
9/20/08	LSU			DID NOT PLAY	
9/27/08	TENNESSEE				
10/4/08	at Vanderbilt				
10/11/08	ARKANSAS				
10/23/08	at West Virginia				
11/1/08	at Ole Miss				
11/8/08	TENNESSEE-MARTIN				
11/15/08	GEORGIA				
11/29/08	at Alabama				

## TATE'S GAME-BY-GAME RUSHING STATS

DATE	OPPONENT	ATT	YDS	Avg.	TD	TD Runs
9/2/06	WASHINGTON STATE	0	0	0.0	0	--
9/9/06	at Mississippi State	4	1	0.3	0	--
9/16/06	LSU			DID NOT PLAY		
9/23/06	BUFFALO	7	114	16.3	2	42, 28
9/28/06	at South Carolina			DID NOT PLAY		
10/7/06	ARKANSAS			DID NOT PLAY		
10/14/06	FLORIDA			DID NOT PLAY		
10/21/06	TULANE	26	156	6.0	1	1
10/28/06	at Ole Miss	0	0	0.0	0	--
11/4/06	ARKANSAS STATE	11	93	8.5	0	--
11/11/06	GEORGIA	2	5	2.5	0	--
11/18/06	at Alabama	0	0	0.0	0	--
1/1/07	vs. Nebraska (Cotton)	4	23	5.8	0	--

DATE	OPPONENT	ATT	YDS	Avg.	TD	TD Runs
9/1/07	* KANSAS STATE	23	82	3.6	0	--
9/8/07	* SOUTH FLORIDA	14	61	4.4	0	--
9/15/07	* MISSISSIPPI STATE	15	91	6.1	1	28
9/22/07	* NEW MEXICO STATE	21	111	5.3	1	2
9/29/07	* at Florida	20	65	3.3	1	3
10/6/07	* VANDERBILT	9	96	10.7	1	4
10/13/07	at Arkansas	23	91	4.0	0	--
10/20/07	* at LSU	10	17	1.7	0	--
10/27/07	OLE MISS	15	72	4.8	0	--
11/3/07	* TENNESSEE TECH	14	35	2.5	1	2
11/10/07	at Georgia	13	58	4.5	1	7
11/24/07	ALABAMA	11	77	7.0	1	3
12/31/07	vs. Clemson (Chick-fil-A)	14	47	3.4	1	1

DATE	OPPONENT	ATT	YDS	Avg.	TD	TD Runs
8/30/08	LOUISIANA-MONROE	13	115	8.8	0	---
9/6/08	SOUTHERN MISS	15	71	4.7	1	1
9/13/08	MISSISSIPPI STATE	20	92	4.6	0	---
9/20/08	LSU	19	45	2.4	1	1
9/27/08	TENNESSEE					
10/4/08	at Vanderbilt					
10/11/08	ARKANSAS					
10/23/08	at West Virginia					
11/1/08	at Ole Miss					
11/8/08	TENNESSEE-MARTIN					
11/15/08	GEORGIA					
11/29/08	at Alabama					



**BEN TATE** #44  
RB  
5-11 · 215 · Jr. · 2L  
Newark, Md. (Snow Hill)  
Criminology

**CAREER** — Four 100-yard rushing games, including one 150-yard rushing game (156 vs. Tulane, 2006) ... 33rd player in AU history to record 1,000 yards rushing ... 19th on career rushing list with 1,618 yards ... Needs 49 yards to tie Joe Childress (1953-55) for 18th with 1,667 yards.

**2008** — *Second Team Preseason Media All-SEC ... Second Team Preseason Coaches' All-SEC ... Athlon Sports Preseason Second Team All-SEC ... Phil Steele's Preseason Third Team All-SEC ... Named to Maxwell Award Preseason Watch List ...* Picked up fourth-career 100-yard rushing effort with 115 yards on 13 carries vs. Louisiana-Monroe ... Averaged 8.8 yards per carry and had a career-long run of 49 yards vs. Warhawks ... Recorded 122 yards total offense vs. Southern Miss ... Had 71 yards rushing on 15 carries and 51 yards receiving on three catches vs. USM ... Scored on 1-yard run vs. Golden Eagles ... Ran for a game-high 92 yards on 20 carries in win at Mississippi State ... Had long run of 39 yards late in fourth quarter to help AU run out clock vs. MSU ... Led team with 45 yards rushing on 19 carries with a TD vs. LSU ... TD run came from 1-yard out ... Currently fourth in SEC in rushing with 92.7 ypg and seventh in all-purpose yards per game at 113.0.


## TATE'S CAREER RUSHING STATS

YEAR	G/GS	NO	YDS	AVG	TD	LP/OPPONENT
2006	9/0	54	392	7.3	3	42/Buffalo
2007	13/7	202	903	4.5	8	44/Vanderbilt
2008	4/0	67	323	4.8	2	49/Louisiana-Monroe
<b>Totals</b>	<b>26/7</b>	<b>323</b>	<b>1,618</b>	<b>5.0</b>	<b>13</b>	<b>49/Louisiana-Monroe</b>

## TATE'S CAREER GAME HIGH STATS

	No.	Opponent	Date
Rush Attempts	26	Tulane	10/21/06
Rush Yards	156	Tulane	10/21/06
Rush TDs	2	Buffalo	9/23/06

**NEIKO THORPE** #15  
DB  
6-2 · 171 · Fr. · HS  
Tucker, Ga. (HS)  
Undecided



**2008** — In first collegiate action, led Tigers with seven tackles including five solo vs. Louisiana-Monroe ... Also broke up two passes vs. Warhawks ... Forced a fumble and had one solo tackle vs. Southern Miss ... Had two solo tackles vs. LSU ... Currently tied for 41st in tackles per game (4.0) in SEC.

## THORPE' CAREER DEFENSIVE STATS

YEAR	G/GS	TT	UT	AT	TFL-YDS	QBS-YDS	FF/FR	PD	I/YDS
2008	4/0	10	8	2	0.0-0	0.0-0	1/0	2	0/0

# 2008 Auburn Football Player Sketches

## THORPE'S GAME-BY-GAME STATS

DATE	OPPONENT	TT	UT	AT	PD	INT-YDS
8/30/08	LOUISIANA-MONROE	7	5	2	2	0-0
9/6/08	SOUTHERN MISS	1	1	0	0	0-0
9/13/08	MISSISSIPPI STATE	0	0	0	0	0-0
9/20/08	LSU	2	2	0	0	0-0
9/27/08	TENNESSEE					
10/4/08	at Vanderbilt					
10/11/08	ARKANSAS					
10/23/08	at West Virginia					
11/1/08	at Ole Miss					
11/8/08	TENNESSEE-MARTIN					
11/15/08	GEORGIA					
11/29/08	at Alabama					



**CHRIS** #12  
**TODD** QB  
 6-4 · 219 · Jr. · TR  
 Elizabethtown, Ky (Elizabethtown/Hutchinson CC)  
 Business Finance

2008 — Threw for a team-high 70 yards on 9-of-18 passing in first game of season vs. Louisiana-Monroe ... Threw for only passing touchdown of the game, connecting with Chris Slaughter on a 3-yard scoring strike vs. Warhawks ... Had long completion of 33 yards vs. ULM ... Earned first start and threw for 248 yards vs. Southern Miss ... Completed 21-of-31 passes (68 percent) with a long of 27 yards vs. Golden Eagles ... Hit 14-of-26 passes for 154 yards in win on the road vs. Mississippi State ... Threw for 250 yards on 17-of-32 (53 percent) passing with a TD vs. LSU ... TD pass came on 15-yard connection with Robert Dunn ... Currently seventh in SEC in passing yards per game (157.3), 10th in pass efficiency (113.3) and 10th in total offense (146.7 ypg).

## TODD'S CAREER PASSING STATS

YEAR	G/GS	CMP	ATT	PCT	YDS	INT	TD	LP/OPPONENT
2008	4/3	61	107	57.0	722	3	2	58/LSU

## TODD'S GAME-BY-GAME STATS

DATE	OPPONENT	CMP	ATT	YDS	INT	TD
8/30/08	LOUISIANA-MONROE	9	18	70	1	1
9/6/08	* SOUTHERN MISS	21	31	248	0	0
9/13/08	* MISSISSIPPI STATE	14	26	154	0	0
9/20/08	* LSU	17	32	250	2	1
9/27/08	TENNESSEE					
10/4/08	at Vanderbilt					
10/11/08	ARKANSAS					
10/23/08	at West Virginia					
11/1/08	at Ole Miss					
11/8/08	TENNESSEE-MARTIN					
11/15/08	GEORGIA					
11/29/08	at Alabama					



**TOMMY** #5  
**TROTT** TE  
 6-5 · 242 · Jr. · 2L  
 Montgomery, Ala. (Trinity Presbyterian)  
 Public Administration

2008 — Started at tight end in season opener vs. Louisiana-Monroe but did not have a reception vs. Warhawks ... Hauled in three passes for 44 yards vs. Southern Miss.

## TROTT'S CAREER RECEIVING STATS

YEAR	G/GS	NO	YDS	AVG	TD	LP/OPPONENT
2006	2/0	0	0	0.0	0	-
2006	13/9	10	94	9.4	2	27/Tulane
2007	13/2	4	35	8.8	0	16/Vanderbilt
2008	4/4	3	44	14.7	0	24/Southern Miss
<b>Totals</b>	<b>32/15</b>	<b>17</b>	<b>173</b>	<b>10.2</b>	<b>2</b>	<b>27/Tulane</b>

## TROTT'S CAREER GAME HIGH STATS

	No.	Opponent	Date
Receptions	3	2x (last vs. Southern Miss)	9/6/08
Rec. Yards	44	Southern Miss	9/6/08
Rec. TDs	1	2x (last vs. Tulane)	10/21/06


## TROTT'S GAME-BY-GAME STATS

DATE	OPPONENT	REC	YDS	AVG	TD
9/2/06	WASHINGTON STATE	0	0	0.0	0
9/9/06	at Mississippi State	0	0	0.0	0
9/16/06	LSU	1	2	2.0	0
9/23/06	* BUFFALO	0	0	0.0	0
9/28/06	* at South Carolina	3	31	10.3	1
10/7/06	* ARKANSAS	2	-1	-2.0	0
10/14/06	* FLORIDA	1	14	14.0	0
10/21/06	* TULANE	1	27	27.0	1
10/28/06	* at Ole Miss	2	21	10.5	0
11/4/06	* ARKANSAS STATE	0	0	0.0	0
11/11/06	* GEORGIA	0	0	0.0	0
11/18/06	* at Alabama	0	0	0.0	0
11/1/07	* vs. Nebraska (Cotton)	0	0	0.0	0


DATE	OPPONENT	REC	YDS	AVG	TD
9/1/07	* KANSAS STATE	1	8	8.0	0
9/8/07	SOUTH FLORIDA	0	0	0.0	0
9/15/07	MISSISSIPPI STATE	0	0	0.0	0
9/22/07	NEW MEXICO STATE	0	0	0.0	0
9/29/07	at Florida	0	0	0.0	0
10/6/07	VANDERBILT	1	16	16.0	0
10/13/07	at Arkansas	0	0	0.0	0
10/20/07	at LSU	0	0	0.0	0
10/27/07	* OLE MISS	0	0	0.0	0
11/3/07	TENNESSEE TECH	1	9	9.0	0
11/10/07	at Georgia	0	0	0.0	0
11/24/07	ALABAMA	0	0	0.0	0
12/31/07	vs. Clemson (Chick-fil-A)	1	4	4.0	0

DATE	OPPONENT	REC	YDS	AVG	TD
8/30/08	* LOUISIANA-MONROE	0	0	0.0	0
9/6/08	* SOUTHERN MISS	3	44	14.7	0
9/13/08	* MISSISSIPPI STATE	0	0	0.0	0
9/20/08	* LSU	0	0	0.0	0
9/27/08	TENNESSEE				
10/4/08	at Vanderbilt				
10/11/08	ARKANSAS				
10/23/08	at West Virginia				
11/1/08	at Ole Miss				
11/8/08	TENNESSEE-MARTIN				
11/15/08	GEORGIA				
11/29/08	at Alabama				

## 2008 Auburn Football Player Sketches

	<b>JONATHAN</b>	<b>#17</b>
	<b>VICKERS</b>	<b>DB</b>
	<i>6-2 · 208 · Sr. · 2L Athens, Ala. (Athens) Elementary Education</i>	

**2008** — Saw limited action against Louisiana-Monroe in season opener and against Southern Miss and Mississippi State.


	<b>TERRELL</b>	<b>#81</b>
	<b>ZACHERY</b>	<b>WR</b>
	<i>6-1 · 210 · So. · SQ Wadley, Ala. (Wadley) Undecided</i>	

**SPRING 2008** — Named the Most Improved Skill Player by the coaching staff following spring drills.

**2008** — Saw playing time vs. Louisiana-Monroe in opener, but did not have a reception ... Had one catch for 17 yards vs. Southern Miss.

### ZACHERY'S CAREER RECEIVING STATS

YEAR	G/GS	NO	YDS	AVG	TD	LP/OPPONENT
2008	4/0	1	17	17.0	0	17/Southern Miss

	<b>LEE</b>	<b>#73</b>
	<b>ZIEMBA</b>	<b>OL</b>
	<i>6-8 · 290 · So. · 1L Rogers, Ark. (Rogers) Undecided</i>	

**Career** — Has started 16 consecutive games on the offensive line.

**2008** — *Second Team Preseason Media All-SEC ... Second Team Preseason Coaches' All-SEC ... Phil Steele's Preseason Second Team All-SEC ...* Started at left tackle in season opener vs. Louisiana-Monroe, grading at 91 percent on 61 plays ... Played 74 snaps vs. Southern Miss, grading at 92 percent ... Had nine cockroach blocks, three pancake blocks and 12 rodeo blocks vs. Southern Miss ... Graded 83 percent overall on 77 snaps vs. Mississippi State ... Had 12 rodeo blocks, five cockroach blocks and six pancake blocks vs. MSU ... Graded at 75 percent overall on 71 snaps vs. LSU with nine rodeo, two cockroach and half a pancake blocks ... Has 21 cockroach blocks, 9.5 pancake blocks and 41 rodeo blocks on the season.

# Auburn Career Records Update

## Punt Returns

Player	Seasons	Avg	Yards	Ret
1. Thomas Bailey	1991-94	9.4	1170	125
2. Trey Gainous	1983-86	9.1	951	105
3. Shane Wasden	1988-90	8.7	717	82
4. Tre Smith	2002-06	8.4	644	77
<b>5. Robert Dunn</b>	<b>2005-pres.</b>	<b>9.6</b>	<b>650</b>	<b>68</b>
6. Roderick Hood	2000-02	11.2	571	51
7. Mike Fuller	1973-74	17.7	883	50
8. Robert Baker	1995-96	9.7	463	48
9. Joe Cribbs	1976-79	7.6	328	43
Clifton Robinson	1997-00	7.1	307	43

## Punt Return Yardage

Player	Seasons	Ret	Avg	Yards
1. Thomas Bailey	1991-94	125	9.4	1170
2. Trey Gainous	1983-86	105	9.1	951
3. Mike Fuller	1973-74	50	17.7	883
4. Shane Wasden	1988-90	82	8.7	717
<b>5. Robert Dunn</b>	<b>2005-pres.</b>	<b>68</b>	<b>9.6</b>	<b>650</b>
6. Tre Smith	2002-06	77	8.4	644
7. Roderick Hood	2000-02	51	11.2	571
8. Jimmy Carter	1965-67	38	12.4	473
9. Robert Baker	1995-96	48	9.7	463
10. Lionel James	1981-83	25	15.8	394

## Kickoff Returns

Player	Seasons	Avg	Yards	Ret
1. Thomas Bailey	1991-94	20.5	1520	74
2. James Brooks	1977-80	25.4	1726	68
3. Robert Baker	1995-96	21.3	979	46
4. Markeith Cooper	1996-99	23.9	1077	45
5. Roderick Hood	2000-02	19.9	874	44
6. Tim Carter	1998-01	23.9	956	40
7. Devin Aromashodu	2002-05	22.6	860	38
<b>8. Tristan Davis</b>	<b>2005-pres.</b>	<b>24.6</b>	<b>887</b>	<b>36</b>
9. Brent Fullwood	1983-86	22.1	706	32
10. Carnell Williams	2001-04	21.0	609	29

## Kickoff Return Yardage

Player	Seasons	Ret	Avg	Yards
1. James Brooks	1977-80	68	25.4	1726
2. Thomas Bailey	1991-94	74	20.5	1520
3. Markeith Cooper	1996-99	45	23.9	1077
4. Robert Baker	1995-96	46	21.3	979
5. Tim Carter	1998-01	40	23.9	956
<b>6. Tristan Davis</b>	<b>2005-pres.</b>	<b>36</b>	<b>24.6</b>	<b>887</b>
7. Roderick Hood	2000-02	44	19.9	874
8. Devin Aromashodu	2002-05	38	22.6	860
9. Brent Fullwood	1983-86	32	22.1	706
10. Rick Neel	1973-75	26	25.9	673

## Kickoff Return Average (Min. 20 returns)

Player	Seasons	Ret	Yards	Avg
1. Rick Neel	1973-75	26	673	25.88
2. James Brooks	1977-80	68	1726	25.38
<b>3. Tristan Davis</b>	<b>2005-pres.</b>	<b>36</b>	<b>887</b>	<b>24.64</b>
4. Markeith Cooper	1996-99	45	1077	23.93
5. Tim Carter	1998-01	40	956	23.90
6. Joe Cribbs	1976-79	22	507	23.05
7. Devin Aromashodu	2002-05	38	860	22.63
8. Herbert Casey	1989-91	21	473	22.52
9. Mike Fuller	1973-74	21	472	22.48
10. Brent Fullwood	1983-86	32	706	22.06

## Rushing Yardage

Player	Seasons	Att	Avg	Yards
1. Bo Jackson	1982-85	650	6.62	4303
2. Carnell Williams	2001-04	741	5.17	3831
3. James Brooks	1977-80	621	5.67	3523
4. Joe Cribbs	1976-79	657	5.13	3368
5. Stephen Davis	1993-95	488	5.76	2811
---				
13. Secdrick McIntyre	1973-76	462	4.31	1992
14. Fob James	1952-55	317	6.03	1913
15. Phil Gargis	1973-76	456	4.13	1884
16. Tommie Agee	1983-86	356	4.87	1735
17. Jimmy Sidle	1962-64	326	5.22	1703
18. Joe Childress	1953-55	321	5.19	1667
19. Curtis Kuykendall	1944-45	217	7.46	1619
<b>20. Ben Tate</b>	<b>2006-pres.</b>	<b>323</b>	<b>5.01</b>	<b>1618</b>
<b>21. Brad Lester</b>	<b>2004-pres.</b>	<b>333</b>	<b>4.73</b>	<b>1574</b>
22. Rudi Johnson	2000	324	4.84	1567
23. Terry Henley	1970-72	343	4.47	1534
23. Tommy Lorino	1956-58	227	6.55	1486
25. Monk Gafford	1940-42	221	6.40	1414
26. Mitzi Jackson	1973-75	243	5.65	1373
27. William Andrews	1976-78	267	5.04	1347
28. Ed Dyas	1958-60	261	4.97	1298
29. Tom Bryan	1964-66	265	4.32	1144
30. George Peoples	1978-81	239	4.54	1085
31. Tucker Frederickson	1962-64	260	4.15	1079
32. Bobby Hoppe	1955-57	194	5.56	1078
33. Charlie Hataway	1951-53	282	3.74	1055

## Rushing Touchdowns

Player	Seasons	Att	Yards	Avg	TD
1. Carnell Williams	2001-04	741	3831	5.17	45
2. Bo Jackson	1982-85	650	4303	6.62	43
3. Joe Cribbs	1976-79	657	3368	5.13	34
4. Stephen Davis	1993-95	488	2811	5.76	30
5. Ronnie Brown	2000-04	513	2707	5.28	29
6. Brent Fullwood	1983-86	390	2789	7.15	24
James Brooks	1977-80	621	3523	5.67	24
8. Reggie Ware	1984-87	231	768	3.32	23
<b>9. Brad Lester</b>	<b>2004-pres.</b>	<b>326</b>	<b>1548</b>	<b>4.75</b>	<b>18</b>
James Bostic	1991-93	396	2084	5.26	18
Pat Sullivan	1969-71	151	560	3.71	18
Fob James	1952-55	317	1913	6.03	18
Travis Tidwell	1946-49	440	1006	2.29	18

## Receptions

Player	Seasons	Yards	Avg	Rec
1. Courtney Taylor	2003-06	2098	13.71	153
2. Karsten Bailey	1995-98	2174	14.49	150
3. Terry Beasley	1969-71	2507	17.78	141
4. Tyrone Goodson	1993-97	2283	16.79	136
5. Frank Sanders	1991-94	1998	16.51	121
6. Greg Taylor	1987-90	1217	11.93	102
7. Freddy Weygand	1984-88	1946	19.66	99
<b>8. Rodgeriquus Smith</b>	<b>2004-pres.</b>	<b>1425</b>	<b>14.69</b>	<b>97</b>
Ben Obomanu	2002-05	1313	13.54	97
10. Thomas Bailey	1991-94	1243	13.37	93
Lawyer Tillman	1985-88	1808	19.44	93
12. Clifton Robinson	1997-00	1167	12.82	91
13. Ronney Daniels	1999-00	1446	16.07	90
14. Freddie Hyatt	1965-67	1396	15.86	88
15. Willie Gosha	1993-96	1048	12.33	85

# Auburn Career Records Update

## Receiving Yardage

Player	Seasons	Rec	Yards
1. Terry Beasley.....	1969-71	141	2507
2. Tyrone Goodson.....	1993-97	136	2283
3. Karsten Bailey.....	1995-98	150	2174
4. Courtney Taylor.....	2003-06	153	2098
5. Frank Sanders.....	1991-94	121	1998
6. Freddy Weygand.....	1984-88	99	1946
7. Lawyer Tillman.....	1985-88	93	1808
8. Byron Franklin.....	1977-80	74	1573
9. Ronney Daniels.....	1999-00	90	1446
<b>10. Rodgeriqus Smith.....</b>	<b>2004-pres.</b>	<b>97</b>	<b>1425</b>
11. Freddie Hyatt.....	1965-67	88	1396
12. Devin Aromashodu.....	2002-05	71	1333
13. Alexander Wright.....	1986-89	56	1320
14. Ben Obomanu.....	2002-05	97	1313
15. Thomas Bailey.....	1991-94	93	1243
16. Greg Taylor.....	1987-90	102	1217
17. Clifton Robinson.....	1997-00	91	1167
18. Tim Christian.....	1966-68	78	1126
19. Willie Gosha.....	1993-96	85	1048
20. Marcel Willis.....	1999-02	81	1022
21. Jimmy Phillips.....	1955-57	52	1012



# 2008 Auburn Football Statistics

RECORD.....	OVERALL	HOME	AWAY	NEUTRAL
ALL GAMES .....	3-1	2-1	1-0	0-0
CONFERENCE .....	1-1	0-1	1-0	0-0
NON-CONFERENCE .....	2-0	2-0	0-0	0-0

DATE .....	OPPONENT	W/L	SCORE	ATTEND
08/30/2008 .....	ULM	W	34-0	87,451
09/06/2008 .....	SOUTHERN MISS	W	27-13	87,451
09/13/2008 .....	at Mississippi State*	W	3-2	52,911
09/20/2008 .....	LSU*	L	21-26	87,451

TEAM STATISTICS .....	AU	OPP
SCORING .....	85	41
Points Per Game .....	21.2	10.2
FIRST DOWNS .....	71	58
Rushing .....	36	19
Passing .....	30	35
Penalty .....	5	4
RUSHING YARDAGE .....	684	337
Yards gained rushing .....	791	443
Yards lost rushing .....	107	106
Rushing Attempts .....	168	125
Average Per Rush .....	4.1	2.7
Average Per Game .....	171.0	84.2
TDs Rushing .....	5	0
PASSING YARDAGE .....	737	702
Att-Cmp-Int .....	119-65-4	142-77-4
Average Per Pass .....	6.2	4.9
Average Per Catch .....	11.3	9.1
Average Per Game .....	184.2	175.5
TDs Passing .....	2	5
TOTAL OFFENSE .....	1421	1039
Total Plays .....	287	267
Average Per Play .....	5.0	3.9
Average Per Game .....	355.2	259.8
KICK RETURNS: #-Yards .....	8-142	16-342
PUNT RETURNS: #-Yards .....	9-193	11-36
INT RETURNS: #-Yards .....	4-24	4-8
KICK RETURN AVERAGE .....	17.8	21.4
PUNT RETURN AVERAGE .....	21.4	3.3
INT RETURN AVERAGE .....	6.0	2.0
FUMBLES-LOST .....	9-6	10-3
PENALTIES-Yards .....	27-212	21-174
Average Per Game .....	53.0	43.5
PUNTS-Yards .....	27-1095	35-1423
Average Per Punt .....	40.6	40.7
Net punt average .....	37.7	33.4
TIME OF POSSESSION/Game .....	30:06	29:54
3RD-DOWN Conversions .....	16/57	7/60
3rd-Down Pct .....	28%	12%
4TH-DOWN Conversions .....	2/4	4/9
4th-Down Pct .....	50%	44%
SACKS BY-Yards .....	10-49	5-37
MISC YARDS .....	0	0
TOUCHDOWNS SCORED .....	10	5
FIELD GOALS-ATTEMPTS .....	5-8	2-7
ON-SIDE KICKS .....	0-0	1-1
RED-ZONE SCORES .....	11-16 69%	4-7 57%
RED-ZONE TOUCHDOWNS .....	7-16 44%	3-7 43%
PAT-ATTEMPTS .....	10-10 100%	3-3 100%
ATTENDANCE .....	262353	52911
Games/Avg Per Game .....	3/87451	1/52911
Neutral Site Games .....	0/0	0/0

SCORE BY QUARTERS .....	1st	2nd	3rd	4th	Total
Auburn .....	14	34	20	17	85
Opponents .....	3	0	20	18	41

RUSHING .....	GP	Att	Gain	Loss	Net	Avg	TD	Long	Avg/G
Ben Tate .....	4	67	352	29	323	4.8	2	49	80.8
Brad Lester .....	4	42	183	9	174	4.1	1	15	43.5
Eric Smith .....	4	11	75	1	74	6.7	0	19	18.5
Kodi Burns .....	2	8	70	2	68	8.5	1	23	34.0
Tristan Davis .....	3	7	44	0	44	6.3	1	13	14.7
Mario Fannin .....	4	4	36	0	36	9.0	0	19	9.0
Robert Dunn .....	4	2	6	0	6	3.0	0	6	1.5
TEAM .....	2	6	0	8	-8	-1.3	0	0	-4.0
Chris Todd .....	4	21	25	58	-33	-1.6	0	8	-8.2
<b>Total .....</b>	<b>4</b>	<b>168</b>	<b>791</b>	<b>107</b>	<b>684</b>	<b>4.1</b>	<b>5</b>	<b>49</b>	<b>171.0</b>
<b>Opponents .....</b>	<b>4</b>	<b>125</b>	<b>443</b>	<b>106</b>	<b>337</b>	<b>2.7</b>	<b>0</b>	<b>31</b>	<b>84.2</b>

PASSING .....	G	Effic	Att-Cmp-Int	Pct	Yds	TD	Lng	Avg/G
Chris Todd .....	4	114.25	61-107-3	57.0	722	2	58	180.5
Kodi Burns .....	2	27.17	4-12-1	33.3	15	0	7	7.5
<b>Total .....</b>	<b>4</b>	<b>105.47</b>	<b>65-119-4</b>	<b>54.6</b>	<b>737</b>	<b>2</b>	<b>58</b>	<b>184.2</b>
<b>Opponents .....</b>	<b>4</b>	<b>101.74</b>	<b>77-142-4</b>	<b>54.2</b>	<b>702</b>	<b>5</b>	<b>39</b>	<b>175.5</b>

RECEIVING .....	G	No.	Yds	Avg	TD	Long	Avg/G
Rodgeriquus Smith .....	4	13	159	12.2	0	33	39.8
Montez Billings .....	3	9	124	13.8	0	31	41.3
Robert Dunn .....	4	9	118	13.1	1	29	29.5
Ben Tate .....	4	7	63	9.0	0	27	15.8
Brad Lester .....	4	6	21	3.5	0	13	5.2
Mario Fannin .....	4	5	24	4.8	0	18	6.0
Chris Slaughter .....	1	4	13	3.2	1	8	13.0
Tommy Trott .....	4	3	44	14.7	0	24	11.0
Quindarius Carr .....	4	3	42	14.0	0	28	10.5
Tim Hawthorne .....	4	2	87	43.5	0	58	21.8
Tristan Davis .....	3	1	20	20.0	0	20	6.7
Terrell Zachery .....	4	1	17	17.0	0	17	4.2
James Swinton .....	2	1	4	4.0	0	4	2.0
Eric Smith .....	4	1	1	1.0	0	1	0.2
<b>Total .....</b>	<b>4</b>	<b>65</b>	<b>737</b>	<b>11.3</b>	<b>2</b>	<b>58</b>	<b>184.2</b>
<b>Opponents .....</b>	<b>4</b>	<b>77</b>	<b>702</b>	<b>9.1</b>	<b>5</b>	<b>39</b>	<b>175.5</b>

PUNT RETURNS .....	No.	Yds	Avg	TD	Long
Robert Dunn .....	9	193	21.4	1	66
<b>Total .....</b>	<b>9</b>	<b>193</b>	<b>21.4</b>	<b>1</b>	<b>66</b>
<b>Opponents .....</b>	<b>11</b>	<b>36</b>	<b>3.3</b>	<b>0</b>	<b>11</b>

INTERCEPTIONS .....	No.	Yds	Avg	TD	Long
Jerraud Powers .....	1	0	0.0	0	0
Gabe McKenzie .....	1	24	24.0	1	24
Zac Etheridge .....	1	0	0.0	0	0
Walter McFadden .....	1	0	0.0	0	0
<b>Total .....</b>	<b>4</b>	<b>24</b>	<b>6.0</b>	<b>1</b>	<b>24</b>
<b>Opponents .....</b>	<b>4</b>	<b>8</b>	<b>2.0</b>	<b>0</b>	<b>15</b>

KICK RETURNS .....	No.	Yds	Avg	TD	Long
Tristan Davis .....	5	89	17.8	0	35
Mario Fannin .....	1	24	24.0	0	24
Ben Tate .....	1	11	11.0	0	11
Philip Pierre-Louis .....	1	18	18.0	0	18
<b>Total .....</b>	<b>8</b>	<b>142</b>	<b>17.8</b>	<b>0</b>	<b>35</b>
<b>Opponents .....</b>	<b>16</b>	<b>342</b>	<b>21.4</b>	<b>0</b>	<b>38</b>

FUMBLE RETURNS .....	No.	Yds	Avg	TD	Long
Craig Stevens .....	1	6	6.0	0	6
Michael Goggans .....	1	9	9.0	1	9
<b>Total .....</b>	<b>2</b>	<b>15</b>	<b>7.5</b>	<b>1</b>	<b>9</b>
<b>Opponents .....</b>	<b>0</b>	<b>0</b>	<b>0.0</b>	<b>0</b>	<b>0</b>

# 2008 Auburn Football Statistics

SCORING	TD	FGs	PATs					Saf	Points
			Kick	Rush	Rcv	Pass	DXP		
Wes Byrum	0	5-8	10-10	0-0	0	0-0	0	0	25
Robert Dunn	2	0-0	0-0	0-0	0	0-0	0	0	12
Ben Tate	2	0-0	0-0	0-0	0	0-0	0	0	12
Gabe McKenzie	1	0-0	0-0	0-0	0	0-0	0	0	6
Kodi Burns	1	0-0	0-0	0-0	0	0-0	0	0	6
Chris Slaughter	1	0-0	0-0	0-0	0	0-0	0	0	6
Michael Goggans	1	0-0	0-0	0-0	0	0-0	0	0	6
Tristan Davis	1	0-0	0-0	0-0	0	0-0	0	0	6
Brad Lester	1	0-0	0-0	0-0	0	0-0	0	0	6
<b>Total</b>	<b>10</b>	<b>5-8</b>	<b>10-10</b>	<b>0-0</b>	<b>0</b>	<b>0-0</b>	<b>0</b>	<b>0</b>	<b>85</b>
<b>Opponents</b>	<b>5</b>	<b>2-7</b>	<b>3-3</b>	<b>0-0</b>	<b>0</b>	<b>0-2</b>	<b>0</b>	<b>1</b>	<b>41</b>

TOTAL OFFENSE	G	Plays	Rush	Pass	Total	Avg/G
Chris Todd	4	128	-33	722	689	172.2
Ben Tate	4	67	323	0	323	80.8
Brad Lester	4	42	174	0	174	43.5
Kodi Burns	2	20	68	15	83	41.5
Eric Smith	4	11	74	0	74	18.5
Tristan Davis	3	7	44	0	44	14.7
Mario Fannin	4	4	36	0	36	9.0
Robert Dunn	4	2	6	0	6	1.5
TEAM	2	6	-8	0	-8	-4.0
<b>Total</b>	<b>4</b>	<b>287</b>	<b>684</b>	<b>737</b>	<b>1421</b>	<b>355.2</b>
<b>Opponents</b>	<b>4</b>	<b>267</b>	<b>337</b>	<b>702</b>	<b>1039</b>	<b>259.8</b>

FIELD GOALS	FGM-FGA	Pct	01-19	20-29	30-39	40-49	50-99	Lg	Blk
Wes Byrum	5-8	62.5	1-1	1-2	2-3	0-1	1-1	52	0

FG SEQUENCE	Auburn	OPPONENTS
ULM	(33),32,(19)	39,45
Southern Miss	(52),(23)	44
Mississippi State	(35),42,22	38
LSU	(46), 50, (32)	-

Numbers in (parentheses) indicate field goal was made.

PUNTING	No.	Yds	Avg	Long	TB	FC	I20	Blkd
Clinton Durst	19	830	43.7	58	2	6	7	1
Ryan Shoemaker	7	248	35.4	51	0	1	2	0
TEAM	1	17	17.0	17	0	0	0	0
<b>Total</b>	<b>27</b>	<b>1095</b>	<b>40.6</b>	<b>58</b>	<b>2</b>	<b>7</b>	<b>9</b>	<b>1</b>
<b>Opponents</b>	<b>35</b>	<b>1423</b>	<b>40.7</b>	<b>59</b>	<b>3</b>	<b>10</b>	<b>8</b>	<b>0</b>

KICKOFFS	No.	Yds	Avg	TB	OB	Retn	Net	YdLn
Morgan Hull	11	669	60.8	2	1			
Wes Byrum	9	578	64.2	0	1			
<b>Total</b>	<b>20</b>	<b>1247</b>	<b>62.3</b>	<b>2</b>	<b>2</b>	<b>342</b>	<b>43.2</b>	<b>26</b>
<b>Opponents</b>	<b>10</b>	<b>622</b>	<b>62.2</b>	<b>2</b>	<b>0</b>	<b>142</b>	<b>44.0</b>	<b>26</b>

ALL PURPOSE	G	Rush	Rec	PR	KOR	IR	Tot	Avg/G
Ben Tate	4	323	63	0	11	0	397	99.2
Robert Dunn	4	6	118	193	0	0	317	79.2
Brad Lester	4	174	21	0	0	0	195	48.8
Rodgerius Smith	4	0	159	0	0	0	159	39.8
Tristan Davis	3	44	20	0	89	0	153	51.0
Montez Billings	3	0	124	0	0	0	124	41.3
Tim Hawthorne	4	0	87	0	0	0	87	21.8
Mario Fannin	4	36	24	0	24	0	84	21.0
Eric Smith	4	74	1	0	0	0	75	18.8
Kodi Burns	2	68	0	0	0	0	68	34.0
Tommy Trott	4	0	44	0	0	0	44	11.0
Quindarius Carr	4	0	42	0	0	0	42	10.5
Gabe McKenzie	4	0	0	0	0	24	24	6.0
Philip Pierre-Louis	1	0	0	0	18	0	18	18.0
Terrell Zachery	4	0	17	0	0	0	17	4.2
Chris Slaughter	1	0	13	0	0	0	13	13.0
James Swinton	2	0	4	0	0	0	4	2.0
TEAM	2	-8	0	0	0	0	-8	-4.0
Chris Todd	4	-33	0	0	0	0	-33	-8.2
<b>Total</b>	<b>4</b>	<b>684</b>	<b>737</b>	<b>193</b>	<b>142</b>	<b>24</b>	<b>1780</b>	<b>445.0</b>
<b>Opponents</b>	<b>4</b>	<b>337</b>	<b>702</b>	<b>36</b>	<b>342</b>	<b>8</b>	<b>1425</b>	<b>356.2</b>

# 2008 Auburn Football Statistics

## Defensive Statistics

DEFENSIVE LEADERS	GP	-----Tackles-----			TFL/Yds	-Sacks-  No-Yards	-----Pass Def-----			----Fumbles----		Bikd Kick	Saf
		Solo	Ast	Total			Int-Yds	BrUp	QBH	Rcv-Yds	FF		
8 Jerraud Powers	4	16	6	22	.	.	1-0	3	1	.	.	.	.
10 Tray Blackmon	4	12	7	19	2.0-4	2.0-4	.	.	1	.	.	.	.
4 Zac Etheridge	4	8	9	17	.	.	1-0	1	.	.	.	.	.
94 Sen'Derrick Marks	4	11	6	17	7.0-24	1.5-6	.	.	1	.	.	.	.
46 Craig Stevens	4	10	6	16	.	.	.	1	.	1-6	.	.	.
26 Mike McNeil	4	11	5	16	2.0-7	1.0-4	.	.	.	.	.	.	.
52 Antonio Coleman	4	9	6	15	5.5-25	3.0-20	.	.	7	.	1	.	.
59 Chris Evans	4	9	6	15	.	.	.	3	.	.	.	.	.
55 Merrill Johnson	4	10	5	15	3.0-8	1.0-6	.	1	2	.	1	.	.
6 Walter McFadden	4	9	1	10	1.0-5	.	1-0	4	.	.	.	.	.
15 Neiko Thorpe	4	8	2	10	.	.	.	2	.	.	1	.	.
49 Michael Goggans	4	8	2	10	2.0-5	.	.	.	3	1-9	.	.	.
99 Tez Doolittle	4	5	4	9	3.5-9	0.5-3	.	.	.	.	.	.	.
17 Josh Bynes	4	3	6	9	.	.	.	.	.	.	.	.	.
83 Gabe McKenzie	4	4	3	7	0.5-1	.	1-24	.	.	.	.	.	.
93 Mike Blanc	4	4	3	7	0.5-0	.	.	.	2	.	.	.	.
98 Zach Clayton	4	6	.	6	3.0-10	1.0-6	.	.	.	.	.	.	.
56 Courtney Harden	4	.	5	5	.	.	.	1	.	.	.	.	.
25 D'Antoine Hood	4	2	2	4	.	.	.	.	.	.	.	.	.
45 Antoine Carter	4	3	1	4	.	.	.	.	3	.	.	.	.
11 Mike Slade	4	1	3	4	.	.	.	.	.	.	.	.	.
20 Drew Cole	4	1	2	3	.	.	.	.	.	.	.	.	.
89 Darvin Adams	4	1	1	2	.	.	.	.	.	.	.	.	.
91 Jake Ricks	4	1	1	2	1.0-4	.	.	.	.	.	.	.	.
60 Robert Shiver	4	2	.	2	.	.	.	.	.	.	.	.	.
5 Tommy Trott	4	1	.	1	.	.	.	.	.	.	.	.	.
3 Robert Dunn	4	1	.	1	.	.	.	.	.	.	.	.	.
32 Eric Smith	4	1	.	1	.	.	.	.	.	.	.	.	.
39 Spencer Pybus	4	1	.	1	.	.	.	.	1	1-0	.	.	.
18 Kodi Burns	2	1	.	1	.	.	.	.	.	.	.	.	.
31 Adam Herring	4	1	.	1	.	.	.	.	.	.	.	.	.
80 Rodgeriquus Smith	4	1	.	1	.	.	.	.	.	.	.	.	.
<b>Total</b>	<b>4</b>	<b>161</b>	<b>92</b>	<b>253</b>	<b>31-102</b>	<b>10-49</b>	<b>4-24</b>	<b>16</b>	<b>21</b>	<b>3-15</b>	<b>3</b>	<b>.</b>	<b>.</b>
<b>Opponents</b>	<b>4</b>	<b>169</b>	<b>114</b>	<b>283</b>	<b>30.0-105</b>	<b>5-37</b>	<b>4-8</b>	<b>13</b>	<b>32</b>	<b>6-0</b>	<b>6</b>	<b>1</b>	<b>1</b>

## Special Teams Tackles

SPECIAL TEAMS	-----Tackles-----		
	Solo	Ast	Total
8 Jerraud Powers	2	2	4
20 Drew Cole	1	2	3
55 Merrill Johnson	2	0	2
60 Robert Shiver	2	0	2
11 Mike Slade	1	1	2
52 Antonio Coleman	1	1	2
59 Chris Evans	1	1	2
89 Darvin Adams	1	1	2
56 Courtney Harden	0	2	2
6 Walter McFadden	1	0	1
15 Neiko Thorpe	1	0	1
25 D'Antoine Hood	1	0	1
31 Adam Herring	1	0	1
32 Eric Smith	1	0	1
39 Spencer Pybus	1	0	1
4 Zac Etheridge	0	1	1
10 Tray Blackmon	0	1	1

## 2008 Scoring Summaries

Plays	Yards	TOP	Qtr	Scoring Play
<b>LOUISIANA-MONROE</b>				
--	--	--	1	M. Goggans 9-yard fumble recovery
--	--	--	1	R. Dunn 66-yard punt return
8	63	2:14	2	W. Byrum 33-yard field goal
3	30	0:52	3	B. Lester 3-yard run
12	77	4:15	3	W. Byrum 19-yard field goal
8	78	3:11	4	C. Slaughter 3-yard pass from C. Todd
<b>SOUTHERN MISS</b>				
6	26	2:04	2	B. Tate 1-yard run
7	76	2:34	2	T. Davis 13-yard run
4	-2	0:46	3	W. Byrum 52-yard field goal
12	75	3:17	3	K. Burns 1-yard run
10	70	4:42	4	W. Byrum 23-yard field goal
<b>MISSISSIPPI STATE</b>				
8	39	3:14	2	W. Byrum 35-yard field goal
<b>LSU</b>				
8	69	2:46	2	B. Tate 1-yard run
--	--	--	2	G. McKenzie 24-yard interception return
5	74	1:47	4	R. Dunn 15-yard pass from C. Todd

Average Scoring Drive: Plays: 7.6 Yards: 56.3 Time: 2:39

## 2008 Starting Lineups

### Offense

	WR	TE	LT	LG	C	RG	RT	WR	WR	QB	TB
LOUISIANA-MONROE	R. Smith	Trott	Ziamba	Green	Bosley	Isom	Pugh	Douglas (RB)	Swinton	Burns	Lester
SOUTHERN MISS	R. Smith	Trott	Ziamba	Green	Pugh	Isom	Bosley	E. Smith (RB)	Billings	Todd	Lester
at Mississippi State	Fannin	Trott	Ziamba	Green	Pugh	Isom	Bosley	Dunn	Billings	Todd	Lester
LSU	Dunn	Trott	Ziamba	Green	Pugh	Isom	Bosley	Davis (RB)	Billings	Todd	Lester

### TENNESSEE

at Vanderbilt

### ARKANSAS

at West Virginia

at Ole Miss

### UT-MARTIN

### GEORGIA

at Alabama

### Defense

	LE	DT	NG	RE	LB	LB	LB	CB	SS	FS	CB
LOUISIANA-MONROE	Goggans	Marks	Blanc	Coleman	Stevens	Blackmon	Johnson	McFadden	McNeil	Etheridge	Powers
SOUTHERN MISS	Goggans	Marks	Blanc	Coleman	Stevens	Blackmon	Johnson	McFadden	McNeil	Etheridge	Powers
at Mississippi State	Goggans	Marks	Blanc	Coleman	Stevens	Blackmon	Evans	McFadden	McNeil	Etheridge	Powers
LSU	Goggans	Marks	Blanc	Coleman	Stevens	Blackmon	Johnson	McFadden	McNeil	Etheridge	Powers

### TENNESSEE

at Vanderbilt

### ARKANSAS

at West Virginia

at Ole Miss

### UT-MARTIN

### GEORGIA

at Alabama

## 2008 Game-By-Game Team Statistics

Game	Score	First Downs		Rushing No-Yds-TD	Passing			Total Off. PI-Yds	Punts No-Avg	Fum. F/L	Penalties No-Yds	3rd Dns	Time of Poss
		Tot	Ru-Pa-Pe		C-A-I	Yds	TD						
Louisiana-Monroe at Auburn	0 34	12 19	3-8-1 16-3-0	30-84-0 46-321-1	20-38-0 13-27-1	136 85	0 1	68-220 73-406	11-39.3 7-43.4	2/2 0/0	4-20 7-55	2-18 5-15	31:09 28:51
Southern Miss at Auburn	13 27	20 22	4-14-2 5-15-2	27-37-0 41-132-3	33-50-2 21-34-1	268 248	2 0	77-305 75-380	8-40.0 5-44.2	4/1 5/3	8-76 6-53	1-14 4-12	29:40 30:20
at Mississippi State Auburn	2 3	6 14	1-4-1 9-5-0	30-38-0 45-161-0	10-25-1 14-26-0	78 154	0 0	55-116 71-315	10-38.1 8-40.2	1/0 3/3	4-23 12-94	0-14 3-16	27:47 32:13
LSU at Auburn	26 21	20 16	11-9-0 6-7-3	38-178-0 36-70-1	14-29-1 17-32-2	220 250	3 1	67-398 68-320	6-48.3 7-35.7	3/0 1/0	5-55 2-10	4-14 4-14	31:00 29:00
Tennessee at Auburn													
at Vanderbilt Auburn													
Arkansas at Auburn													
at West Virginia Auburn													
at Ole Miss Auburn													
Tennessee-Martin at Auburn													
Georgia at Auburn													
at Alabama Auburn													

## Miscellaneous Statistics

### Average Time of Possession (by Quarter)

	1	2	3	4	Total
AUBURN	7:25	6:43	8:53	7:04	30:06
Opponent	7:35	8:16	6:07	7:55	29:54

### Third Down Conversions (by Quarter)

	1	2	3	4	Total
AUBURN	3 of 14	3 of 13	5 of 17	5 of 13	16 of 57
<i>Pct.</i>	<b>21.4</b>	<b>23.1</b>	<b>29.4</b>	<b>38.5</b>	<b>28.1</b>
Opponents	2 of 14	2 of 18	2 of 13	1 of 15	7 of 60
<i>Pct.</i>	<b>14.3</b>	<b>11.1</b>	<b>15.4</b>	<b>6.7</b>	<b>11.7</b>

### Third Down Conversions (by Yardage)

<u>Yards to go</u>	1-3	4-6	7-10	11+	Total
AUBURN	7 of 14	1 of 9	6 of 13	2 of 21	16 of 57
<i>Pct.</i>	<b>50.0</b>	<b>11.1</b>	<b>46.2</b>	<b>9.5</b>	<b>28.1</b>
Opponents	2 of 8	2 of 16	2 of 22	1 of 14	7 of 60
<i>Pct.</i>	<b>25.0</b>	<b>12.5</b>	<b>9.1</b>	<b>7.1</b>	<b>11.7</b>

### Turnovers

Takeaways — 7, Giveaways — 10  
 Difference — -3  
 Points Off TOs — AU 21, Opp. 14  
 Points Off TOs/Game — AU 5.3, Opp. 3.5

### Kickoffs

Kickoffs — 20  
 Hull — 11 KO, 2 TB, 1 OB  
 Byrum — 9 KO, 0 TB, 1 OB  
 Touchbacks — 2  
 Out of Bounds — 2  
 Opp. Returns — 16 for 342 yards (21.4)  
 On-side kicks — 0-for-0

### Red Zone

AU Scores/Times in Red Zone: 11/16 (.688)  
 AU TDs/Times in Red Zone: 7/16 (.438)  
 Scores (11): 7 TD, 4 FG  
 Non-Scores (5): 2 Fumbles, 2 Missed FG, Downs  
 Opp. Scores/Times in Red Zone: 4/7 (.571)  
 Opp. TDs/Times in Red Zone: 3/7 (.429)  
 Scores (4): 3 TD, 1 FG  
 Non-Scores (3): 2 Missed FG, Downs

# 2008 Game-By-Game Individual Statistics

## Rushing

<u>No.-Yds, TD</u>	<u>#18 Burns</u>	<u>#9 Davis</u>	<u>#27 Fannin</u>	<u>#1 Lester</u>	<u>#32 Smith</u>	<u>#44 Tate</u>	<u>#12 Todd</u>
LOUISIANA-MONROE	6-69, 0	DNP	2-21, 0	14-52, 1	9-66, 0	13-115, 0	2-(-2), 0
SOUTHERN MISS	2-(-1), 1	2-15, 1	1-3, 0	12-45, 0	2-8, 0	15-71, 1	2-(-11), 0
at Mississippi State	DNP	5-29, 0	1-12, 0	9-51, 0	0-0, 0	20-92, 0	7-(-19), 0
LSU	DNP	0-0, 0	0-0, 0	7-26, 0	0-0, 0	19-45, 1	10-(-1), 0
TENNESSEE							
at Vanderbilt							
ARKANSAS							
at West Virginia							
at Ole Miss							
TENNESSEE-MARTIN							
GEORGIA							
at Alabama							

## Receiving

<u>No.-Yds, TD</u>	<u>#84 Billings</u>	<u>#3 Dunn</u>	<u>#27 Fannin</u>	<u>#13 Hawthorne</u>	<u>#23 Slaughter</u>	<u>#80 Smith</u>	<u>#5 Trott</u>
LOUISIANA-MONROE	DNP	0-0, 0	1-0, 0	0-0, 0	4-13, 1	5-57, 0	0-0, 0
SOUTHERN MISS	3-30, 0	2-21, 0	3-22, 0	0-0, 0	DNP	1-21, 0	3-44, 0
at Mississippi State	3-68, 0	3-37, 0	1-2, 0	0-0, 0	DNP	2-8, 0	0-0, 0
LSU	3-26, 0	4-60, 1	0-0, 0	2-87, 0	DNP	5-73, 0	0-0, 0
TENNESSEE							
at Vanderbilt							
ARKANSAS							
at West Virginia							
at Ole Miss							
TENNESSEE-MARTIN							
GEORGIA							
at Alabama							

<u>No.-Yds, TD</u>	<u>#85 Carr</u>	<u>#82 Swinton</u>	<u>#1 Lester</u>	<u>#44 Tate</u>
LOUISIANA-MONROE	1-6, 0	1-4, 0	0-0, 0	1-5, 0
SOUTHERN MISS	1-8, 0	DNP	2-13, 0	3-51, 0
at Mississippi State	1-28, 0	0-0, 0	2-6, 0	2-5, 0
LSU	0-0, 0	0-0, 0	2-2, 0	1-2, 0
TENNESSEE				
at Vanderbilt				
ARKANSAS				
at West Virginia				
at Ole Miss				
TENNESSEE-MARTIN				
GEORGIA				
at Alabama				

## Passing

<u>C-A-Yds-Int, TD</u>	<u>#18 Burns</u>	<u>#12 Todd</u>
LOUISIANA-MONROE	4-9-15-0, 0	9-18-70-1, 1
SOUTHERN MISS	0-3-0-1, 0	21-31-248-0, 0
at Mississippi State	DNP	14-26-154-0, 0
LSU	DNP	17-32-250-2, 1
TENNESSEE		
at Vanderbilt		
ARKANSAS		
at West Virginia		
at Ole Miss		
TENNESSEE-MARTIN		
GEORGIA		
at Alabama		

## Field Goals

<u>Made. (Missed)</u>	<u>#18 Byrum</u>
LOUISIANA-MONROE	33, (32), 19
SOUTHERN MISS	52, 23
at Mississippi State	35, (42), (22)
LSU	--
TENNESSEE	
at Vanderbilt	
ARKANSAS	
at West Virginia	
at Ole Miss	
TENNESSEE-MARTIN	
GEORGIA	
at Alabama	

## Punting

<u>No.-Avg. In 20</u>	<u>#21 Shoemaker</u>	<u>#97 Durst</u>
LOUISIANA-MONROE	DNP	7-43.4, 4
SOUTHERN MISS	DNP	5-44.2, 0
at Mississippi State	DNP	7-43.6, 3
LSU	7-35.4, 2	DNP
TENNESSEE		
at Vanderbilt		
ARKANSAS		
at West Virginia		
at Ole Miss		
TENNESSEE-MARTIN		
GEORGIA		
at Alabama		

# 2008 Game-By-Game Individual Statistics

## Defensive Linemen

<u>Solo+Ast=Total</u>	<u>#93 Blanc</u>	<u>#98 Clayton</u>	<u>#52 Coleman</u>	<u>#49 Goggans</u>	<u>#94 Marks</u>	<u>#83 McKenzie</u>	<u>#91 Ricks</u>
LOUISIANA-MONROE	0+0=0	2+0=2	4+1=5	1+1=2	2+0=2	1+1=2	1+1=2
SOUTHERN MISS	2+2=4	1+0=1	2+4=6	4+0=4	3+1=4	2+0=2	0+0=0
at Mississippi State	2+1=3	2+0=2	1+0=1	2+1=3	3+1=4	1+1=2	0+0=0
LSU	0+0=0	1+0=1	2+1=3	1+0=1	3+4=7	0+1=1	0+0=0
TENNESSEE							
at Vanderbilt							
ARKANSAS							
at West Virginia							
at Ole Miss							
TENNESSEE-MARTIN							
GEORGIA							
at Alabama							

## Linebackers

<u>Solo+Ast=Total</u>	<u>#10 Blackmon</u>	<u>#17 Bynes</u>	<u>#59 Evans</u>	<u>#56 Harden</u>	<u>#55 Johnson</u>	<u>#46 Stevens</u>
LOUISIANA-MONROE	1+1=2	1+5=6	2+1=3	0+4=4	3+0=3	2+1=3
SOUTHERN MISS	2+1=3	0+1=1	1+3=4	0+1=1	2+4=6	3+1=4
at Mississippi State	5+1=6	2+0=2	3+0=3	0+0=0	1+0=1	3+1=4
LSU	4+4=8	0+0=0	3+2=5	0+0=0	4+1=5	2+3=5
TENNESSEE						
at Vanderbilt						
ARKANSAS						
at West Virginia						
at Ole Miss						
TENNESSEE-MARTIN						
GEORGIA						
at Alabama						

## Defensive Backs

<u>Solo+Ast=Total</u>	<u>#4 Etheridge</u>	<u>#25 Hood</u>	<u>#6 McFadden</u>	<u>#26 McNeil</u>	<u>#8 Powers</u>	<u>#15 Thorpe</u>
LOUISIANA-MONROE	2+1=3	1+2=3	0+0=0	0+0=0	3+3=6	5+2=7
SOUTHERN MISS	2+3=5	1+0=1	4+1=5	2+4=6	6+2=8	1+0=1
at Mississippi State	1+0=1	0+0=0	4+0=4	2+0=2	4+0=4	0+0=0
LSU	3+5=8	0+0=0	1+0=1	7+1=8	3+1=4	2+0=2
TENNESSEE						
at Vanderbilt						
ARKANSAS						
at West Virginia						
at Ole Miss						
TENNESSEE-MARTIN						
GEORGIA						
at Alabama						

## Others

<u>Solo+Ast=Total</u>	<u>#45 Carter</u>	<u>#20 Cole</u>	<u>#99 Doolittle</u>	<u>#39 Pybus</u>	<u>#11 Slade</u>
LOUISIANA-MONROE	1+1=2	0+2=2	2+1=3	1+0=1	0+3=3
SOUTHERN MISS	1+0=1	1+0=1	0+0=0	0+0=0	0+0=0
at Mississippi State	0+0=0	0+0=0	2+0=2	0+0=0	1+0=1
LSU	1+0=1	0+0=0	1+3=4	0+0=0	0+0=0
TENNESSEE					
at Vanderbilt					
ARKANSAS					
at West Virginia					
at Ole Miss					
TENNESSEE-MARTIN					
GEORGIA					
at Alabama					

# 2008 Player Participation

Player	Pos.	2008 Games Played	2008 Starts	Career Games Played	Career Starts	Consec. Career Starts	Player	Pos.	2008 Games Played	2008 Starts	Career Games Played	Career Starts	Consec. Career Starts
Darvin Adams	WR	4	-	4	-	-	Eric Smith	RB	4	-	4	-	-
Harry Adams	DB	2	-	2	-	-	Rodgeriquis Smith	WR	4	2	37	28	-
Brian Anyadike	RB	-	-	2	-	-	Vance Smith	TE	4	-	4	-	-
Mike Berry	OL	4	-	10	3	-	Craig Stevens	LB	4	4	17	12	5
Montez Billings	WR	3	3	25	12	3	James Swinton	WR	3	1	24	1	-
Tray Blackmon	LB	4	4	19	17	11	Ben Tate	RB	4	-	26	7	-
Mike Blanc	DL	4	4	16	4	4	Patrick Tatum	P	-	-	7	-	-
Jason Bosley	OL	4	4	27	21	17	Christian Thompson	DB	4	-	4	-	-
Kodi Burns	QB	2	1	11	2	-	Neiko Thorpe	DB	4	-	4	-	-
Josh Bynes	LB	4	-	9	-	-	Jackson Timmerman	OL	1	-	2	-	-
Wes Byrum	K	4	-	17	-	-	Chris Todd	QB	4	3	4	3	3
Quindarius Carr	WR	4	-	4	-	-	Tommy Trott	TE	4	4	32	15	4
Antoine Carter	DE	4	-	17	-	-	Jonathan Vickers	DB	4	-	7	-	-
Neil Caudle	QB	1	-	2	-	-	Ryan Williams	DB	-	-	6	-	-
Wade Christopher	LB	-	-	2	-	-	Terrell Zachery	WR	4	-	5	-	-
Zach Clayton	DT	4	-	14	-	-	Lee Ziemba	OT	4	4	17	17	17
Drew Cole	DB	4	-	4	-	-							
Antonio Coleman	DE	4	4	30	11	4							
Jared Cooper	OL	1	-	1	-	-							
Clayton Crofoot	H	4	-	4	-	-							
John Cubelic	WR	-	-	1	-	-							
Tristan Davis	RB	3	1	30	3	1							
Tez Doolittle	DT	4	-	26	-	-							
John Douglas	RB	1	1	1	1	-							
Robert Dunn	WR	4	2	36	5	2							
Clinton Durst	P	3	-	3	-	-							
Bart Eddins	OL	4	-	7	-	-							
Zac Etheridge	SS	4	4	19	16	7							
Chris Evans	LB	4	1	33	10	-							
Mario Fannin	RB	4	1	20	3	-							
Michael Goggans	DE	4	4	17	4	4							
Tyronne Green	OL	4	4	34	17	17							
Courtney Harden	LB	4	-	38	-	-							
Ryan Hastie	RB	1	-	1	-	-							
Tim Hawthorne	WR	4	-	17	3	-							
Adam Herring	LB	4	-	4	-	-							
D'Antoine Hood	DB	4	-	4	-	-							
Morgan Hull	K	3	-	5	-	-							
Byron Isom	OL	4	4	7	4	4							
Merrill Johnson	LB	4	3	37	13	1							
Brad Lester	RB	4	4	34	12	4							
Sen'Derrick Marks	DE	4	4	33	30	30							
Andrew McCain	OL	4	-	19	-	-							
Walter McFadden	DB	4	4	28	4	4							
Gabe McKenzie	TE	4	-	30	-	-							
Mike McNeil	DB	4	4	17	4	4							
Philip Pierre-Louis	WR	1	-	1	-	-							
Jerraud Powers	DB	4	4	30	17	17							
Ryan Pugh	OL	4	4	12	11	7							
Spencer Pybus	LB	4	-	4	-	-							
Chaz Ramsey	OL	-	-	10	10	10							
Jake Ricks	DT	4	-	23	-	-							
Aairon Savage	FS	-	-	19	15	-							
Jomarcus Savage	DL	1	-	1	-	-							
Robert Shiver	DS	4	-	30	-	-							
Ryan Shoemaker	P	1	-	13	-	-							
Mike Slade	DB	4	-	4	-	-							
Chris Slaughter	WR	1	-	13	-	-							
Brent Slusher	LB	-	-	2	-	-							

**Top Ten Career Games Played (Active)**

1. Courtney Harden 38
2. Merrill Johnson 37
3. Rodgeriquis Smith 37
4. Robert Dunn 36
5. Tyronne Green 34
6. Brad Lester 34
7. Chris Evans 33
8. Sen'Derrick Marks 33
9. Tommy Trott 32
10. Antonio Coleman 30
11. Tristan Davis 30
12. Gabe McKenzie 30
13. Jerraud Powers 30
14. Robert Shiver 30

**Top Ten Career Games Started (Active)**

1. Sen'Derrick Marks 30
2. Rodgeriquis Smith 28
3. Jason Bosley 21
4. Tray Blackmon 17
5. Tyronne Green 17
6. Jerraud Powers 17
7. Lee Ziemba 17
8. Zac Etheridge 16
9. Aairon Savage 15
10. Tommy Trott 15

**Top Five Consecutive Starts (Active)**

1. Sen'Derrick Marks 30
2. Jason Bosley 17
3. Tyronne Green 17
4. Jerraud Powers 17
5. Lee Ziemba 17



# 2008 Superlatives

## Auburn Team Superlatives

Points Scored	34	vs. ULM (8/30)
Low	3	at Mississippi State (9/13)
First Downs	22	vs. Southern Miss (9/6)
Low	14	at Mississippi State (9/13)
Rushing Plays	46	vs. ULM (8/30)
Low	36	vs. LSU (9/20)
Net Rushing Yards	321	vs. ULM (8/30)
Low	70	vs. LSU (9/20)
Passes Attempted	34	vs. Southern Miss (9/6)
Low	26	at Mississippi State (9/13)
Passes Completed	21	vs. Southern Miss (9/6)
Low	13	vs. ULM (8/30)
Had Intercepted	2	vs. LSU (9/20)
Low	0	at Mississippi State (9/13)
Net Passing Yards	250	vs. LSU (9/20)
Low	85	vs. ULM (8/30)
Total Offensive Plays	75	vs. Southern Miss (9/6)
Low	68	vs. LSU (9/20)
Total Net Offense	406	vs. ULM (8/30)
Low	315	at Mississippi State (9/13)
Fumbles	5	vs. Southern Miss (9/6)
Low	0	vs. ULM (8/30)
Fumbles Lost	3	vs. Southern Miss (9/6)
Low	0	at Mississippi State (9/13)
Penalties	12	at Mississippi State (9/13)
Low	2	vs. LSU (9/20)
Penalty Yards	94	at Mississippi State (9/13)
Low	20	vs. LSU (9/20)

## Auburn Individual Superlatives

Rushing Attempts	20	by Ben Tate at Mississippi State (9/13)
Net Rushing Yards	115	by Ben Tate vs. ULM (8/30)
Rushing TDs	1	five times
		last by Ben Tate vs. LSU (9/20)
Pass Attempts	32	by Chris Todd vs. LSU (9/20)
Pass Completions	21	by Chris Todd vs. Southern Miss (9/6)
Had Intercepted	2	by Chris Todd vs. LSU (9/20)
Net Passing Yards	250	by Chris Todd vs. LSU (9/20)
Passing TDs	1	by Chris Todd vs. ULM (8/30)
		by Chris Todd vs. LSU (9/20)
Receptions	5	by Rodgeriqu Smith vs. ULM (8/30)
		by Rodgeriqu Smith vs. LSU (9/20)
Receiving Yards	87	by Tim Hawthorne vs. LSU (9/20)
TD Receptions	1	by Chris Slaughter vs. ULM (8/30)
		by Robert Dunn vs. LSU (9/20)
Punts	7	three times
		last by Ryan Shoemaker vs. LSU (9/20)
Punt Average	44.2	by Clinton Durst vs. Southern Miss (9/6)
Punts Inside 20	4	by Clinton Durst vs. ULM (8/30)
Punt Returns	4	by Robert Dunn vs. Southern Miss (9/6)
Punt Return Yards	103	by Robert Dunn vs. Southern Miss (9/6)
Kickoff Returns	3	by Tristan Davis vs. LSU (9/20)
Kickoff Return Yards	40	by Tristan Davis vs. LSU (9/20)
FG Attempts	3	by Wes Byrum vs. ULM (8/30)
		by Wes Byrum at Mississippi St. (9/13)
FG Made	2	by Wes Byrum vs. ULM (8/30)
		by Wes Byrum vs. Southern Miss (9/6)
Interceptions	1	four times
		last by Gabe McKenzie vs. LSU (9/20)
Interception Yards	24	by Gabe McKenzie vs. LSU (9/20)

## Auburn Individual Long Plays

Rushing	49	by Ben Tate vs. ULM (8/30)
Passing	58	by Chris Todd vs. LSU (9/20)
Receiving	58	by Tim Hawthorne vs. LSU (9/20)
Field Goal	52	by Wes Byrum vs. Southern Miss (9/6)
Punt	58	by Clinton Durst vs. ULM (8/30)
Punt Return	66	by Robert Dunn vs. ULM (8/30)
Kickoff Return	35	by Tristan Davis at Mississippi St. (9/13)
Interception Return	24	by Gabe McKenzie vs. LSU (9/20)

## Opponent Team Superlatives

Points Scored	26	by LSU (9/20)
Low	0	by ULM (8/30)
First Downs	20	by Southern Miss (9/6)
Low	6	by Mississippi State (9/13)
Rushing Plays	38	by LSU (9/20)
Low	27	by Southern Miss (9/6)
Net Rushing Yards	178	by LSU (9/20)
Low	37	by Southern Miss (9/6)
Passes Attempted	50	by Southern Miss (9/6)
Low	25	by Mississippi State (9/13)
Passes Completed	33	by Southern Miss (9/6)
Low	10	by Mississippi State (9/13)
Had Intercepted	2	by Southern Miss (9/6)
Low	0	by ULM (8/30)
Net Passing Yards	268	by Southern Miss (9/6)
Low	78	by Mississippi State (9/13)
Total Offensive Plays	77	by Southern Miss (9/6)
Low	55	by Mississippi State (9/13)
Total Net Offense	398	by LSU (9/20)
Low	116	by Mississippi State (9/13)
Fumbles	4	by Southern Miss (9/6)
Low	2	by ULM (8/30)
Fumbles Lost	2	by ULM (8/30)
Low	0	by Mississippi State (9/13)
Penalties	8	by Southern Miss (9/6)
Low	4	by ULM (8/30)
		by Mississippi State (9/13)
Penalty Yards	76	by Southern Miss (9/6)
Low	20	by ULM (8/30)

## Opponent Individual Superlatives

Rushing Attempts	21	by Charles Scott of LSU (9/20)
Net Rushing Yards	132	by Charles Scott of LSU (9/20)
Rushing TDs	-	
Pass Attempts	50	by Austin Davis of Southern Miss (9/6)
Pass Completions	33	by Austin Davis of Southern Miss (9/6)
Had Intercepted	2	by Austin Davis of Southern Miss (9/6)
Net Passing Yards	268	by Austin Davis of Southern Miss (9/6)
Passing TDs	2	by Austin Davis of Southern Miss (9/6)
		by Jarrett Lee of LSU (9/20)
Receptions	12	by Shawn Nelson of Southern Miss (9/6)
Receiving Yards	118	by Shawn Nelson of Southern Miss (9/6)
TD Receptions	2	by Shawn Nelson of Southern Miss (9/6)
Punts	10	by Scott Love of ULM (8/30)
		by Blake McAdams of Mississippi St. (9/13)
Punt Average	48.3	by Brady Dalfrey of LSU (9/20)
Punts Inside 20	4	by Brady Dalfrey of LSU (9/20)
Punt Returns	4	by Derek Pegues of Mississippi State (9/13)
Punt Return Yards	21	by Derek Pegues of Mississippi State (9/13)
Kickoff Returns	4	by Luther Ambrose of ULM (8/30)
Kickoff Return Yards	89	by Luther Ambrose of ULM (8/30)
FG Attempts	3	by Colt David of LSU (9/20)
FG Made	2	by Colt David of LSU (9/20)
Interceptions	2	by Chris Hawkins of LSU (9/20)
Interception Yards	15	by C.J. Bailey of Southern Miss (9/6)

## Opponent Individual Long Plays

Rushing	31	by Charles Scott of LSU (9/20)
Passing	39	by Jarrett Lee of LSU (9/20)
Receiving	39	by Chris Mitchell of LSU (9/20)
Field Goal	46	by Colt David of LSU (9/20)
Punt	59	by Brady Dalfrey of LSU (9/20)
Punt Return	11	by Derek Pegues of Mississippi State (9/13)
Kickoff Return	38	by Derek Pegues of Mississippi State (9/13)
Interception Return	15	by C.J. Bailey of Southern Miss (9/6)

## 2008 Plays Of 20+ Yards

Yards	Type	Player(s)	Opponent	Qtr.
58	pass	Tim Hawthorne from Chris Todd	LSU	4th
49	run	Ben Tate	ULM	2nd
39	run	Ben Tate	Mississippi State	4th
33	pass	Rodgeriquis Smith from Chris Todd	ULM	4th
31	pass	Montez Billings from Chris Todd	Mississippi State	3rd
30	pass	Montez Billings from Chris Todd	Mississippi State	2nd
30	pass	Rodgeriquis Smith from Chris Todd	LSU	1st
29	pass	Tim Hawthorne from Chris Todd	LSU	2nd
29	pass	Robert Dunn from Chris Todd	LSU	3rd
27	pass	Ben Tate from Chris Todd	Southern Miss	1st
24	pass	Tommy Trott from Chris Todd	Southern Miss	1st
23	run	Kodi Burns	ULM	3rd
23	pass	Rodgeriquis Smith from Chris Todd	LSU	4th
21	pass	Rodgeriquis Smith from Chris Todd	Southern Miss	2nd
21	pass	Ben Tate from Chris Todd	Southern Miss	3rd
20	pass	Tristan Davis from Chris Todd	Southern Miss	3rd
20	run	Ben Tate	Southern Miss	4th
20	pass	Robert Dunn from Chris Todd	Mississippi State	3rd

### Play Breakdown

#### BY PLAY

Pass.....14  
Run .....4

#### BY GAME

Louisiana-Monroe .....3  
Southern Miss .....6  
at Mississippi State .....4  
LSU .....5  
Tennessee .....-  
at Vanderbilt .....-  
Arkansas .....-  
at West Virginia .....-  
at Ole Miss .....-  
Tennessee-Martin.....-  
Georgia.....-  
at Alabama .....-

#### BY QUARTER

1st .....3  
2nd .....4  
3rd .....6  
4th .....5

#### RUSHING

Ben Tate .....3  
Kodi Burns.....1

#### PASSING

Chris Todd .....14

#### RECEIVING

Rodgeriquis Smith .....4  
Montez Billings .....2  
Robert Dunn .....2  
Tim Hawthorne .....2  
Ben Tate .....2  
Tristan Davis .....1  
Tommy Trott.....1

# The Last Time ...

## An Auburn Team

**Had 35 First Downs...** vs. Western Carolina, 2002 (37)  
**Had 30 First Downs...** vs. Tennessee, 2004 (31)  
**Had 400 yards rushing...** vs. Mississippi State, 2003 (405)  
**Had 300 yards rushing...** vs. Louisiana-Monroe, 2008 (321)  
**Had 50 or more rushing attempts...** vs. Arkansas, 2005 (52)  
**Had six or more rushing TDs...** at Kentucky, 2005 (6)  
**Had five or more rushing TDs...** vs. New Mexico State, 2007 (5)  
**Had four or more rushing TDs...** vs. Vanderbilt, 2007 (4)  
**Had 350 or more yards passing...** vs. Tennessee, 2004 (374)  
**Had 300 or more yards passing...** vs. Georgia Tech, 2005 (342)  
**Had 50 or more pass attempts...** vs. Mississippi State, 1997 (54)  
**Had 30 or more pass completions...** vs. Arkansas, 1995 (34)  
**Had five TDs passing...** vs. Louisiana Tech, 2001 (5)  
**Had four TDs passing...** vs. Louisiana Tech, 2004 (4)  
**Had three TDs passing...** vs. Tulane, 2006 (3)  
**Had 500 or more yards total offense...** at Georgia, 2005 (506)  
**Had 80 or more total plays...** vs. Clemson [Chick-fil-A], 2007 (90)  
**Scored 70 or more points...** vs. Louisiana-Monroe, 2003 (73)  
**Scored 60 or more points...** vs. Ball State, 2005 (63)  
**Scored 50 or more points...** vs. New Mexico State, 2007 (55)  
**Scored 40 or more points...** vs. New Mexico State, 2007 (55)  
**Had five or more fumbles...** vs. Southern Miss (5)  
**Did not commit a turnover...** at LSU, 2007  
**Had 200-yard rusher and 100-yard receiver in a game...** vs. Syracuse, 2002 (Carnell Williams [202 rush] and Marcel Willis [113 receiving])  
**Had 150-yard rusher and 150-yard receiver in a game...** at Arkansas, 2001 (Carnell Williams [177 rush] and Tim Carter [156 receiving])  
**Had 100-yard receiver and 100-yard rusher in a game...** at Ole Miss, 2006 (Kenny Irons [106 rush], Courtney Taylor [108 rec])  
**Had two 100-yard rushers in a game...** vs. New Mexico State, 2007 (Ben Tate [111] and Mario Fannin [103])  
**Had two 150-yard rushers in a game...** vs. Mississippi State, 2003 (Brandon Jacobs [182] and Carnell Williams [164])  
**Had three 100-yard rushers in a game ...** vs. Maryland, 1983 (Tommie Agee [219], Lionel James [115] and Bo Jackson [105])  
**Had two 100-yard receivers in a game...** vs. LSU, 1999 (Ronney Daniels [120] and Markeith Cooper [105])  
**Had a 60-yard run and a 60-yard pass in a game ...** vs. Alabama, 2003 (Carnell Williams 80 rush, Jason Campbell to Ben Obomanu 64 pass)  
**Had three players with 2 rushing TDs...** vs. Louisiana-Monroe, 2003 (Carnell Williams [2], Brandon Jacobs [2], Tre Smith [2])  
**Had two players with seven or more catches in a game ...** Courtney Taylor vs. Alabama, 2003 (7), Silas Daniels vs. Alabama, 2003 (7)  
**Scored a touchdown on offense, defense and special teams...** vs. Louisiana-Monroe, 2008 (2 offense [1 pass, 1 rush], 1 defense [fumble return], 1 special team [punt return])  
**Scored on the first offensive play ...** vs. Alabama, 2003 (Carnell Williams, 80 yard run)  
**Returned a punt for a TD...** vs. Louisiana-Monroe, 2008 (Robert Dunn) [66 yards]  
**Returned a kickoff for a TD...** vs. Ball State, 2005 (Brad Lester) [93 yards]  
**Returned three Interceptions for TDs...** vs. LSU, 1994 (Ken Alvis, Fred Smith, Brian Robinson)  
**Returned two Interceptions for TDs...** vs. LSU, 1994 (Ken Alvis, Fred Smith, Brian Robinson)  
**Returned an Interception for a TD...** vs. LSU, 2008 (Gabe McKenzie) [24]  
**Returned two fumbles for TDs...** vs. Vanderbilt, 2002 (Spencer Johnson, Karlos Dansby)  
**Returned a fumble for a TD...** vs. New Mexico State, 2007 (Pat Sims) [21]  
**Blocked a punt ...** vs. Florida, 2006 (Jeraud Powers)  
**Blocked two punts...** vs. La-Monroe, 2003 (3 - Justin Fetsko [2], Donnay Young)  
**Blocked three punts ...** vs. La-Monroe, 2003 (3 - Justin Fetsko [2], Donnay Young)  
**Returned a blocked punt for a TD...** vs. Florida, 2006 (Tre Smith)  
**Blocked a field goal ...** at Florida, 2007 (Seri'Derrick Marks)  
**Blocked two field goals in a game...** at Georgia, 2001 (Alton Moore, 2)  
**Blocked a PAT attempt ...** vs. Georgia, 2006 (Jonathan Palmer)  
**Blocked two PAT attempt ...** vs. LSU, 1998 (Charles Dorsey, 2)  
**Missed a kicking PAT...** vs. New Mexico State, 2007 (Wes Byrum)  
**Had a punt blocked...** at Mississippi State, 2008 (Clinton Durst)  
**Had a field goal blocked...** vs. New Mexico State, 2007 (Wes Byrum)  
**Had a successful on-side kick...** at South Carolina, 2006 (Matt Clark/Jeraud Powers)  
**Was held scoreless...** vs. Southern California, 2003 (0-23)  
**Was held scoreless at Jordan-Hare Stadium...** vs. Southern California, 2003 (0-23)

**Held an opponent scoreless...** vs. Louisiana-Monroe, 2008 (34-0)  
**Held an opponent scoreless at Jordan-Hare Stadium...** vs. La-Monroe, 2008 (34-0)  
**Held an opponent to five or less first downs...** vs. Ball State, 2001 (5)  
**Held an opponent to 10 or less first downs...** at Mississippi State, 2008 (6)  
**Intercepted five or more passes...** at Tennessee, 2004 (5)  
**Intercepted four or more passes...** at Tennessee, 2004 (5)  
**Held an opponent to 300 or less yards total offense...** at Mississippi State, 2008 (116)  
**Held an opponent to 200 or less yards total offense...** at Mississippi State, 2008 (116)  
**Held an opponent to 150 or less yards total offense...** at Mississippi State, 2008 (116)  
**Held an opponent to 100 or less yards total offense...** vs. Ball State, 2001 (92)  
**Held an opponent to 100 or less yards rushing...** at Mississippi State, 2008 (38)  
**Held an opponent to 50 or less yards rushing...** at Mississippi State, 2008 (38)  
**Held an opponent to negative yards rushing...** vs. Florida, 2001 (-36)  
**Held an opponent to 100 or less yards passing...** at Mississippi State, 2008 (78)  
**Held an opponent without a touchdown...** at Mississippi State, 2008  
**Scored a safety...** vs. Florida, 2006 (Team)  
**Scored on a fake field goal...** vs. Vanderbilt, 2000 (Duval pass to Diamond)  
**Scored an offensive two-point conversion ...** at Alabama, 2006 (Lee Guess pass from Carl Stewart)  
**Scored two or more offensive two-point conversions...** vs. Florida, 2002 [2]  
**Scored a defensive two-point conversion...** vs. LSU, 1998 (Brad Ware)  
**Had 10 or more penalties...** vs. Vanderbilt, 2007 (11)  
**Had 100 or more penalty yards...** at Ole Miss, 2000 (112)  
**Had 35 minutes time of possession...** vs. Ole Miss, 2007 (36:23)  
**Was involved in a game that ended in a tie...** vs. Georgia, 1994 (23-23)  
**Was involved in an overtime game...** vs. Clemson [Chick-fil-A], 2007 (23-20 win)  
**Won a game without scoring an offensive touchdown ...** at Miss. State, 2008 (3-2)

## An Auburn Player

**Rushed 40 times in a game...** Carnell Williams vs. Syracuse, 2002 (40)  
**Rushed 35 times in a game...** Kenny Irons at Georgia, 2005 (37)  
**Rushed 30 times in a game...** Kenny Irons at Arkansas, 2005 (33)  
**Rushed for 200 yards in a game...** Kenny Irons at LSU, 2005 (218)  
**Rushed for 150 yards in a game...** Ben Tate vs. Tulane, 2006 (156)  
**Rushed for 100 yards in a game...** Ben Tate vs. Louisiana-Monroe, 2008 (115)  
**Rushed for 100 yards in five consecutive games...** Kenny Irons vs. Alabama (103), at Georgia (179), at Kentucky (103), vs. Ole Miss (101), at LSU (218), 2005  
**Rushed for 100 yards in four consecutive games...** Kenny Irons vs. Alabama (103), at Georgia (179), at Kentucky (103), vs. Ole Miss (101)  
**Rushed for 100 yards in three consecutive games...** Kenny Irons vs. Alabama (103), at Georgia (179), at Kentucky (103), 2005  
**Rushed for 100 yards in consecutive games...** Kenny Irons vs. Alabama (103), at Georgia (179), 2005  
**Rushed for 150 yards in three consecutive games...** Carnell Williams vs. Tennessee (185), at Arkansas (150), vs. Mississippi State (164), 2003  
**Rushed for 150 yards in consecutive games...** Kenny Irons at Arkansas (182), at LSU (218), 2005  
**Rushed for 4 or more TDs in a game...** Carnell Williams vs. Mississippi State, 2003 (6)  
**Rushed for 3 or more TDs in a game...** Mario Fannin vs. New Mexico State, 2007 (3)  
**Rushed for 2 or more TDs in four consecutive games...** Carnell Williams vs. Western Carolina (2), vs. Vanderbilt (2), at Miss. State (2), vs. Syracuse (2), 2002  
**Rushed for 2 or more TDs in three consecutive games...** Ronnie Brown at Florida (2), vs. LSU (2), at Ole Miss (3), 2002  
**Passed for 400 yards in a game...** Ben Leard at Georgia, 1999 (416)  
**Passed for 300 yards in a game...** Brandon Cox vs. Georgia Tech, 2005 (342)  
**Attempted 50 passes in a game...** Dameyune Craig vs. Mississippi State, 1997 (54)  
**Attempted 40 passes in a game...** Brandon Cox at LSU, 2005 (40)  
**Threw five TDs in a game...** Daniel Cobb vs. Louisiana Tech, 2001 (5)  
**Threw four TDs in a game...** Daniel Cobb vs. Louisiana Tech, 2001 (5)  
**Threw three TDs in a game...** Brandon Cox vs. Tulane, 2006 (3)  
**Had 400 yards total offense in a game...** Jason Campbell vs. Tennessee, 2004 (431)  
**Had 300 yards total offense in a game...** Brandon Cox, vs. Georgia Tech 2005 (311)  
**Accounted for four or more TDs in a game...** Carnell Williams vs. Mississippi State, 2003 (6)  
**Accounted for three or more TDs in a game...** Mario Fannin vs. New Mexico St., 2007 (3)  
**Caught 15 passes in a game...** Willie Goshua vs. Arkansas, 1995 (17)  
**Caught 10 or more passes in a game...** Ronney Daniels vs. Central Florida, 1999 (10)  
**Caught seven or more passes in a game...** Rod Smith vs. Ole Miss, 2007 (8)  
**Had 200 or more yards receiving in a game...** Ronney Daniels at Georgia, 1999 (249)  
**Had 150 or more yards receiving in a game...** Ben Obomanu vs. Ole Miss, 2003 (150)

# The Last Time ...

**Had 100 or more yards receiving in a game...** Rod Smith vs. Ole Miss (111)  
**Had 100 yards receiving in consecutive games...** Courtney Taylor at Ole Miss (108); vs. Arkansas State (116), 2006  
**Caught four or more TD passes in a game...** Alexander Wright vs. Pacific, 1987 (4)  
**Caught three or more TD passes in a game...** Alexander Wright vs. Pacific, 1987 (4)  
**Caught two or more TD passes in a game...** Robert Dunn vs. Tennessee Tech, 2007 (2)  
**Scored 15 or more points kicking...** John Vaughn vs. Washington State, 2006 (16)  
**Scored 10 or more points kicking...** Wes Byrum vs. Louisiana-Monroe, 2008 (10)  
**Kicked five or more field goals in a game...** Jaret Holmes vs. UAB, 1996 (5)  
**Kicked four or more field goals in a game...** John Vaughn vs. Florida, 2006 (4)  
**Had 100 punt return yards in a game...** Robert Dunn vs. Southern Miss, 2008 (103)  
**Scored four or more TDs...** Carnell Williams vs. Mississippi State, 2003 (6 rush)  
**Scored three or more TDs...** Mario Fannin vs. New Mexico State, 2007 (3 rush)  
**Scored a rushing and receiving TD in a game...** Carl Stewart vs. Nebraska [AT&T Cotton], 2007  
**Had an 80-yard run...** Carnell Williams vs. Alabama, 2003 (80)  
**Had a 70-yard run...** Tristan Davis at Kentucky, 2005 (75)  
**Had a 60-yard run...** Mario Fannin vs. New Mexico State, 2007 (67)  
**Completed an 80-yard pass...** Jason Campbell to Silas Daniels vs. Louisiana Tech, 2004 (87)  
**Completed a 70-yard pass...** Jason Campbell to Silas Daniels vs. Louisiana Tech, 2004 (87)  
**Completed a 60-yard pass...** Brandon Cox to Devin Aromashodu at Georgia, 2005 (62)  
**Kicked a field goal of 50 or more yards...** Wes Byrum vs. Southern Miss, 2008 (52)  
**Kicked a field goal of 50 or more yards in consecutive games...** John Vaughn, 2006; at Mississippi State (55), vs. Washington State (52)  
**Kicked two field goals of 50 or more yards in a game...** Win Lyle vs. Tennessee, 1987 [55, 52]  
**Had a 70-yard punt...** Kody Bliss vs. Tulane, 2006 (71)  
**Had a 60-yard punt...** Ryan Shoemaker vs. New Mexico State, 2007 (67)  
**Blocked a field goal in a game...** Sen'Derrick Marks at Florida, 2007  
**Blocked two field goals in a game...** Alton Moore at Georgia, 2001  
**Blocked a PAT attempt ...** Charles Dorsey vs. LSU, 1998 (2)  
**Blocked two PAT attempts ...** Charles Dorsey vs. LSU, 1998 (2)  
**Blocked a punt in a game...** Jerraud Powers vs. Florida, 2006  
**Blocked two punts in a game...** Justin Fetsko vs. Louisiana-Monroe, 2003 (2)  
**Intercepted three or more passes in a game...** Junior Rosegreen at Tennessee, 2004 (4)  
**Intercepted two or more passes in a game...** Jonathan Wilhite vs. New Mexico State, 2007 (2)  
**Intercepted a pass in consecutive games...** Jerraud Powers, 2007; at Georgia; vs. Alabama, 2007  
**Intercepted a pass in three consecutive games...** Jerraud Powers, 2007; vs. Tennessee Tech, at Georgia; vs. Alabama  
**Recovered two fumbles in a game...** Sen'Derrick Marks at Alabama, 2006 (2)  
**Forced two fumbles in a game...** Quentin Groves at Alabama, 2006 (2)

## An Auburn Opponent

**Scored 50 or more points...** Georgia, 1996 (56) [4 OT]  
**Scored 40 or more points...** Arkansas, 2001 (42)  
**Had 350 or more yards rushing...** Arkansas, 2002 (426)  
**Had 300 or more yards rushing...** Arkansas, 2002 (426)  
**Had 250 or more yards rushing...** Arkansas, 2006 (279)  
**Had 50 or more rushing attempts...** South Florida, 2007 (52)  
**Had 400 yards passing...** Louisiana Tech, 2000 (433)  
**Had 350 yards passing...** Tennessee, 2003 (355)  
**Had 300 yards passing...** LSU, 2007 (319)  
**Had 50 or more pass attempts...** Kansas State, 2007 (57)  
**Had 40 or more pass attempts...** Kansas State, 2007(57)  
**Had 30 or more pass completions...** Kansas State, 2007 (32)  
**Had 25 or more pass completions...** Kentucky, 2005 (26)  
**Had four or more TDs passing...** Florida, 2000 [SEC Championship] (4)  
**Had three or more TDs passing...** LSU, 2007 (3)  
**Had five passes intercepted...** Tennessee, 2004 (5)  
**Had four passes intercepted...** LSU, 2002 (4)  
**Had 600 yards total offense...** Florida, 1996 (625)  
**Had 500 yards total offense...** Wisconsin, 2006 [Capital One] (548)  
**Had 400 yards total offense...** at Georgia, 2007 (417)  
**Had five or more fumbles...** South Carolina, 2005 (5)  
**Lost four or more fumbles...** at Mississippi State, 2002 (4)  
**Returned a punt for a TD...** LSU, 2005 (Skyler Green, 66 yards)  
**Returned a kickoff for a TD...** Alabama, 2003 (Brandon Brooks, 96 yards)

**Returned an interception for a TD...** Mississippi State, 2007 (Derek Pegues) (20 yards)  
**Returned a fumble for a TD...** Arkansas, 1997 (C.J. McLain) (52 yards)  
**Blocked an Auburn punt...** Mississippi State, 2008  
**Blocked an Auburn field goal...** New Mexico State, 2007 (Mark Pole)  
**Held Auburn to 300 yards total offense...** Alabama, 2007 (282)  
**Held Auburn to 200 yards total offense...** Nebraska [AT&T Cotton], 2007 (178)  
**Held Auburn below 100 yards rushing...** LSU, 2007 (97)  
**Held Auburn below 50 yards rushing...** Georgia Tech, 2003 (40)  
**Held Auburn to negative yards rushing...** Tennessee, 1997 (-15)  
**Held Auburn below 100 yards passing...** Louisiana-Monroe, 2008 (85)  
**Held Auburn to 10 or less first downs...** Georgia, 2006 (9)  
**Had 10 or more penalties...** Arkansas, 2007 (10)  
**Had 100 or more yards in penalties...** Arkansas, 2007 (100)  
**Had two 100-yard rushers in a game...** Arkansas, 2006 [Darren McFadden, 145; Felix Jones, 104]  
**Had two 100-yard receivers in a game...** Tulane, 2006 [Preston Brown, 139; Damarcus Davis, 126]  
**Had a 100-yard rusher and a 100-yard receiver...** Tulane, 2006 [Matt Forte, 117; Preston Brown, 139 rec.; Damarcus Davis, 126 rec.]  
**Had a 100-yard rusher and two 100-yard receivers...** Tulane, 2006 [Matt Forte, 117; Preston Brown, 139 rec.; Damarcus Davis, 126 rec.]  
**Did Not Have a Turnover ...** vs. South Florida, 2007  
**Scored a safety...** Mississippi State, 2008 (Ryan Pugh holding penalty)  
**Scored a two-point conversion...** Alabama, 2005  
**Had 35 minutes time of possession...** Georgia, 2006 (38:12)

## An Opposing Player

**Rushed for 200 yards in a game...** Brian Calhoun, Wisconsin, 2006 (213)  
**Rushed for 150 yards in a game...** Brian Calhoun, Wisconsin, 2006 (213)  
**Rushed for 100 yards in a game...** Charles Scott, LSU, 2008 (132)  
**Passed for 400 yards in a game...** Luke McCown, La. Tech, 2000 (433)  
**Passed for 350 yards in a game...** Casen Clausen, Tennessee, 2003 (355)  
**Passed for 300 yards in a game...** Matt Flynn, LSU, 2007 (319)  
**Attempted 50 passes in a game...** Josh Freeman, Kansas State, 2007 (57)  
**Attempted 40 passes in a game...** Chase Holbrook, New Mexico State, 2007 (40)  
**Completed 25 passes in a game...** Chase Holbrook, New Mexico State, 2007 (29)  
**Threw three or more TD passes in a game...** Matt Mauck, LSU, 2003 (3)  
**Had 400 yards total offense...** Luke McCown, La. Tech, 2000 (436)  
**Had 350 yards total offense...** Matt Flynn, LSU, 2007 (353)  
**Accounted for 3 or more TDs...** Matt Flynn, LSU, 2007 (3)  
**Caught 10 or more passes...** Shawn Nelson, Southern Miss, 2008 (12)  
**Caught seven or more passes...** Shawn Nelson, Southern Miss, 2008 (12)  
**Had 100 yards receiving...** Shawn Nelson, Southern Miss, 2008 (118)  
**Had 200 yards receiving...** Charles Lee, Central Florida, 1999 (203)  
**Caught three or more TD passes...** Chris Collins, Ole Miss, 2002 (3)  
**Scored three TDs...** Chris Collins, Ole Miss, 2002 (3 receiving)  
**Had a 90-yard run...** Guy Minor, LSU, 1936 (90)  
**Had an 80-yard run...** C.J. Spiller, Clemson [Chick-fil-A], 2007 (83) [TD]  
**Had a 70-yard run...** C.J. Spiller, Clemson [Chick-fil-A], 2007 (83) [TD]  
**Had a 60-yard run...** C.J. Spiller, Clemson [Chick-fil-A], 2007 (83) [TD]  
**Completed an 80-yard pass...** Bryan Randall to Josh Morgan, Virginia Tech, 2004 (80) [TD]  
**Completed a 70-yard pass...** Bryan Randall to Josh Morgan, Virginia Tech, 2004 (80) [TD]  
**Completed a 60-yard pass...** Andre' Woodson to Rafael Little, Kentucky, 2005 (65)  
**Kicked a 50-yard field goal...** Steve Lindsey, Ole Miss, 1997 (52)  
**Had a 70-yard punt...** Blake McAdams, Mississippi State, 2007 (73)  
**Had a 60-yard punt...** Blake McAdams, Mississippi State, 2007 (73)  
**Made three or more FGs ...** Colt David, LSU, 2007 (3)