



AUBURN TIGERS

2008 FOOTBALL



GAME 4

#10/9 AUBURN (3-0, 1-0 SEC) vs. #6/6 LSU (2-0, 0-0 SEC)

SEPTEMBER 20, 2008 • 6:45 PM CT • TV: ESPN

JORDAN-HARE STADIUM (87,451) • AUBURN, AL



QUICK FACTS

COACHES:

Tommy Tuberville (Southern Arkansas, 1976)
 Auburn Record.....83-33 (10th year)
 vs. LSU.....5-4
 Overall Record108-53 (14th year)
 vs. LSU.....7-6

Les Miles (Michigan, 1976)
 LSU Record 36-6 (4th year)
 vs. Auburn2-1
 Overall Record64-27 (7th year)
 vs. Auburn2-1

SERIES:

LSU leads, 22-19-1
 at AuburnAU leads, 9-5
 at Baton RougeLSU leads, 13-5-1
 Neutral sitesAU leads, 5-4
 at Birmingham, ALAU leads, 3-2
 at Mobile, ALAU leads, 2-0
 at Montgomery, ALLSU leads, 2-0
 Last MeetingLSU 30, AU 24
 Oct. 30, 2007 in Baton Rouge, LA
 Current StreakLSU, 1

RANKINGS:

Auburn10th AP/9th USA Today
 LSU6th AP/6th USA Today

TELEVISION:

ESPN (Live)
 Play-by-playMike Patrick
 AnalystTodd Blackledge
 Sidelines.....Holly Rowe

ESPN360.com (Live)

RADIO:

The Auburn Network provides radio coverage to over 50 stations that cover the Southeast. Rod Bramblett (play-by-play), Stan White (color), Quentin Riggins (sideline), Paul Ellen (studio) and Andy Burcham (locker room) provide gameday analysis.

SATELLITE RADIOXM Radio 200
 LOCALLYWKKR-FM (97.7)

INTERNET:

Live audio & stats www.auburntigers.com

THE GAME

Auburn hosts LSU in a battle of Top 10 teams Saturday at Jordan-Hare Stadium. It will be the sixth consecutive year that both teams will be nationally ranked entering the game, and the seventh straight year that at least one team was ranked in the top 10 at the time. The one time during that stretch that both teams were ranked in the top 10 was in 2006, when No. 3 Auburn beat No. 6 LSU, 7-3.

AUBURN HEADLINES

- ▶ Eleven of the last 18 Auburn-LSU games have been decided by a touchdown or less, including the last four in a row.
- ▶ The home team has won the last eight games in a row in the series since an Auburn win in Baton Rouge in 1999.
- ▶ Auburn owns the SEC's best record in conference games since 2000 at 48-17, with LSU right behind at 47-17.
- ▶ Auburn owns a 3-1 record when hosting ESPN's GameDay, and is 5-3 at any location in GameDay contests.
- ▶ Auburn has won nine of its last 12 games against top-10 opponents, including six in a row at home. Auburn has beaten at least one top-10 team in each of the previous seven seasons.
- ▶ Auburn is 15-2 in home night games since 2000, including a 4-0 mark against nationally-ranked opponents.
- ▶ Auburn leads the nation in opponents' third-down conversion percentage, surrendering just three first downs in 46 attempts (6.5 percent).
- ▶ Auburn ranks third nationally in scoring defense (5.0), ninth in rushing defense (53.0) and 10th in total defense (213.7).
- ▶ Auburn has not allowed a point in the first half this season.
- ▶ Robert Dunn ranks 11th nationally in punt returns (21.4), and his 193 punt return yards are third most in the nation.
- ▶ Rodgeriquis Smith needs one reception and 44 receiving yards to move into the top 10 on Auburn's career lists in both categories.
- ▶ Thirteen different players have caught passes for Auburn this season, including 11 in the Sept. 6 game against Southern Miss, which was the most in a game by Auburn since 2005.
- ▶ Auburn has played 12 true freshmen already this season.
- ▶ Auburn has won 17 of its last 22 games decided by seven points or less, and is 29-13 under Tommy Tuberville in games decided by seven or fewer points.

AUBURN (3-0, 1-0 SEC)

Date	Opponent	Score/Time
Aug. 30	LOUISIANA-MONROE	W, 34-0
Sept. 6	SOUTHERN MISS [Raycom]	W, 27-13
Sept. 13	at Mississippi State [ESPN2]	W, 3-2
Sept. 20	#6/6 LSU [ESPN]	6:45 p.m.
Sept. 27	TENNESSEE [CBS]	2:30 p.m.
Oct. 4	at Vanderbilt	TBA
Oct. 11	ARKANSAS	TBA
Oct. 23	at West Virginia [ESPN]	6:30 p.m.
Nov. 1	at Ole Miss	TBA
Nov. 8	TENNESSEE-MARTIN	1:30 p.m.
Nov. 15	GEORGIA	TBA
Nov. 29	at Alabama	TBA

All times Central

LSU (2-0, 0-0 SEC)

Date	Opponent	Score/Time
Aug. 30	APPALACHIAN STATE [ESPN]	W, 41-13
Sept. 13	NORTH TEXAS	W, 41-3
Sept. 20	at #9/10 Auburn [ESPN]	6:45 p.m.
Sept. 27	MISSISSIPPI STATE [ESPN2]	6:30 p.m.
Oct. 11	at Florida	TBA
Oct. 18	at South Carolina	TBA
Oct. 25	GEORGIA	TBA
Nov. 1	TULANE	7 p.m.
Nov. 8	ALABAMA	TBA
Nov. 15	TROY	TBA
Nov. 22	OLE MISS	TBA
Nov. 28	at Arkansas [CBS]	1:30 p.m.

All times Central

2008 Auburn Football Game Notes

STATISTICAL COMPARISON

AUBURN VS. LSU 2008 STATISTICS

	AU	LSU
Scoring Offense	21.3	41.0
Total Offense	367.0	442.0
First Downs	18.3	22.0
Rushing Yards	204.7	241.0
Passing Yards	162.3	201.0
Time of Possession	30:28	29:43
3rd Down Pct.	28%	44%
Scoring Defense	5.0	8.0
Yards Allowed	213.7	219.0
Rushing Yards Allowed	53.0	48.0
Passing Yards Allowed	160.7	171.0

STATISTICAL LEADERS

2008 STATISTICS

RUSHING YARDS

AUBURN	LSU
Ben Tate.....278	Charles Scott.....262
Brad Lester.....148	Andrew Hatch.....61
Eric Smith.....74	Richard Murphy.....57
Kodi Burns.....68	Keiland Williams.....13

PASSING YARDS

AUBURN	LSU
Chris Todd.....472	Andrew Hatch.....202
Kodi Burns.....15	Jarrett Lee.....200

RECEPTIONS

AUBURN	LSU
Rodgeriquis Smith.....8	Brandon LaFell.....11
Ben Tate.....6	Demetrius Byrd.....5
Montez Billings.....6	Chris Mitchell.....4
Mario Fannin.....5	Three tied with.....3
Robert Dunn.....5	

POINTS SCORED

AUBURN	LSU
Wes Byrum.....22	Charles Scott.....24
Seven tied with.....6	Brandon LaFell.....12
	Colt David.....11

TACKLES

AUBURN	LSU
Jerraud Powers.....18	Harry Coleman.....10
Antonio Coleman.....12	Phelon Jones.....8
Two tied with.....11	Chris Hawkins.....8

INTERCEPTIONS

AUBURN	LSU
Three tied with.....1	Curtis Taylor.....1

LSU QUICK HITTERS

LSU will be playing its first road game after home victories against Appalachian State (41-13) and North Texas (41-3) ... LSU leads the SEC in rushing offense (241.0) and scoring offense (41.0) ... The Tigers are fifth nationally in rushing defense (48.0) and 10th in the nation in scoring defense (8.0) ... Charles Scott leads the SEC and ranks sixth nationally in rushing (131.0) ... Trindon Holliday leads the nation in punt returns (40.8) ... Les Miles has a 15-5 record at LSU in games against nationally-ranked teams ... LSU was picked to finish second in the SEC West behind Auburn in the SEC Preseason Poll conducted by the league's media ... The SEC media members selected OL Herman Johnson, DL Tyson Jackson, LB Darry Beckwith and PK Colt David as first-team Preseason All-SEC picks.

AUBURN-LSU SERIES NOTES

The visiting team won four consecutive games from 1996-99, but the home team has won the last eight meetings from 2000-07 ... Seven of the last 13 games have been decided by a touchdown or less, including the last four in a row ... Dating back to 1973, only five of the 21 meetings have been decided by more than 14 points ... LSU has not rushed for a touchdown against Auburn since 2003 ... In the last three meetings, the winning team has averaged just 16.8 points per game, after the winning team had scored at least 31 points in the six previous games ... The winning team posted shutouts in nine of the first 11 meetings in the series ... Auburn's secondary has picked off 18 passes in AU's last seven wins over LSU, including six in 1994.

AUBURN TIGERS FROM LOUISIANA

The 2008 Auburn roster contains just one player who calls Louisiana home: junior OL Rudy Odom (Fontainebleau).

LSU TIGERS FROM ALABAMA

There are two members of the LSU squad who hail from the state of Alabama: redshirt freshman DE Sidell Corley and redshirt freshman DB Phelon Jones, who are both from Mobile.

AUBURN-LSU CONNECTIONS

- ▶ Auburn cornerback Walter McFadden and LSU cornerback Patrick Peterson are first cousins who both attended Ely High School in Pompano Beach, Fla.
- ▶ Auburn tight ends coach Steve Ensminger was a quarterback at LSU from 1976-79 and graduated from LSU in 1982. Ensminger was born in Baton Rouge.
- ▶ Ensminger was the offensive coordinator at Louisiana Tech during the 1989-91 seasons while LSU special teams coordinator/defensive line assistant Joe Robinson was a graduate assistant (1989) and defensive line coach (1990-91).
- ▶ LSU Assistant AD/Football Operations Dr.

Sam Nadar was a quarterback at Auburn from 1963-67. Nadar received his undergraduate degree from Auburn in 1967 and his master's from AU in 1969.

CLOSE ENCOUNTERS

Eleven of the last 18 meetings in the Auburn-LSU series since 1988 have been decided by less than a touchdown. And like all good Southern football series, many of those games have earned memorable titles. Examples:

1988: LSU scored with 1:41 remaining to down fourth-ranked Auburn, 7-6. The noise from the Tiger Stadium crowd registered on a campus seismograph, thus earning the contest the title of "Earthquake Game."

1994: Auburn returned three of its five fourth-quarter interceptions for touchdowns to rally from a two-touchdown deficit and win 30-26. Auburn and LSU fans alike still recall the "Interception Game."

1995: Wearing the traditional white jerseys at home for the first time in 13 years, LSU stunned fifth-ranked Auburn, 12-6, when Troy Twillie intercepted Patrick Nix's 11-yard pass into the end zone with no time remaining. The 1997 LSU media guide referred to this game under the heading "Bring Back The Magic."

1996: "The Night The Barn Burned" will long be remembered on the Plains. As the old Auburn Sports Arena burned just outside Jordan-Hare Stadium, LSU defeated Auburn 19-15. After missing three field goals and an extra point, Auburn cut LSU's lead to 17-15 with :38 remaining, but Jon Cooley's two-point pass attempt was picked off by Raion Hill, who returned it the other way for two points.

1997: Dameyune Craig led Auburn on an 80-yard, 10-play drive in the game's final three minutes to deliver a 31-28 upset of 10th-ranked LSU in "The Comeback." Rusty Williams capped the drive on a 1-yard touchdown plunge with :30 remaining. LSU attempted a 65-yard FG on the game's final play, but Quinton Reese blocked it to seal the Auburn win.

2004: With the threat of Hurricane Ivan looming, members of the Auburn football team spent Wednesday though Friday nights in hotels as the Auburn University campus was closed, but the game went on as scheduled. The seemingly automatic extra point proved to be a challenge for both teams, but a second chance for Auburn allowed the Tigers to emerge with a 10-9 win in "The Extra Point Game." LSU missed the PAT after its first-quarter touchdown, but still led 9-3 late in the game. After Courtney Taylor hauled in a 16-yard score with just 1:14 left to tie the score, Auburn missed its extra point. An LSU personal foul gave John Vaughn a second chance, and he delivered the winning point.

2005: The first overtime game between the two teams was won by LSU, 20-17, when John Vaughn's 39-yard field goal attempt bounced off

2008 Auburn Football Game Notes

a 5-yard pass from Brandon Cox to Anthony Mix on fourth down with 4:52 left.

2006: In a battle between two top-10 teams, Brandon Cox's 1-yard quarterback sneak in the third quarter was the only touchdown in a 7-3 Auburn victory. No. 3 Auburn held off two late scoring chances for No. 6 LSU, as Eric Brock ended one drive by tipping away a fourth-down pass, then tackled Craig Davis on the 4-yard line on the game's final play to preserve the victory.

2007: Matt Flynn hit Demetrius Byrd with a 22-yard scoring pass with just one second left to lift No. 5 LSU to a 30-24 victory over No. 18 Auburn. Brandon Cox had connected with Rodgeriquis Smith on a 3-yard scoring pass with just 3:21 left to give Auburn a 24-23 lead before Flynn's pass capped a 58-yard game-winning drive.

In all, 20 of the 42 games played between the two schools have been decided by a touchdown or less, with LSU owning a 10-9-1 edge in those games.

TUB VS. THE BAYOU BENGALS

Auburn head coach Tommy Tuberville is 7-6 against LSU and his squads have scored at least 30 points in five of those wins. Tuberville guided Ole Miss to victories over LSU in 1997 at Baton Rouge (36-21) and 1998 in Oxford (37-31). In 1999, Tuberville's Auburn squad won at LSU, 41-7, and claimed victories in Auburn in 2000 (34-17) and 2002 (31-7). A 10-9 victory in 2004 was the first Tuberville win in which his team did not score at least 30 points, and was followed by 2006's 7-3 victory.

Tuberville-coached teams have averaged 23.5 points (259 total) in the last 11 games against LSU, scoring at least 34 points in four of those contests.

TWO TOP DEFENSES COLLIDE

Two of the nation's toughest defenses will be on the field when LSU visits Auburn. Auburn leads the SEC and ranks third nationally in scoring defense (5.0), while LSU is 10th nationally (8.0). LSU is fifth nationally in rushing defense (48.0) while Auburn is ninth (53.0). In total defense, Auburn is 10th nationally (213.7) and LSU is 12th (219.0).

With two strong defenses on display, a repeat of the last two games played in Jordan-Hare Stadium might be in order. Auburn won low-scoring games by scores of 10-9 in 2004 and 7-3 in 2006.

TALE OF THE TIGERS

Auburn and LSU have had as much success as any teams in the SEC in recent years. Since 2000, Auburn has the best record in the SEC in conference games with a mark of 48-17, while LSU is in second just half a game back at 47-17. Since 2004, Auburn and LSU share the best overall record in the league at 45-9. The winner of the

Auburn-LSU game has represented the SEC West in Atlanta for the SEC Championship game six times in the last eight years (Auburn in 2000 and 2004, LSU in 2001, 2003, 2005 and 2007). LSU won national championships in 2003 and 2007, while Auburn posted an undefeated season in 2004.

GAMEDAY IN AUBURN

ESPN's College GameDay Built by Home Depot featuring Chris Fowler, Kirk Herbstreit, Lee Corso and Desmond Howard will be in Auburn this weekend for the Auburn-LSU game. It will mark the fifth visit to Auburn by the GameDay crew, which last visited for the 2006 Auburn-Florida game. Auburn also hosted GameDay for the 1995 Iron Bowl, a 1997 game against Florida and a 2004 game against Georgia. GameDay was scheduled to be at the Auburn-LSU game on Sept. 18, 2004, but the threat of Hurricane Ivan forced the show to be relocated.

It will be the ninth time that Auburn has played in GameDay's on-site game. The Tigers are 5-3 in GameDay contests, including a 3-1 mark at home.

Listed are Auburn's all-time appearances on GameDay.

Date	Result	Game (Site)
Sept. 16, 2006	W, 27-17	vs. Florida (Auburn)
Dec. 4, 2004	W, 38-28	vs. Tennessee (Atlanta)
Nov. 13, 2004	W, 24-6	vs. Georgia (Auburn)
Oct. 2, 2004	W, 34-10	at Tennessee (Knoxville)
Oct. 18, 1997	L, 10-24	vs. Florida (Auburn)
Nov. 23, 1996	L, 23-24	vs. Alabama (B'ham)
Nov. 18, 1995	W, 31-27	vs. Alabama (Auburn)
Nov. 19, 1994	L, 14-21	vs. Alabama (B'ham)

TIGERS TOUGH ON TOP TEN

Auburn has won nine of its last 12 games against teams ranked in the *Associated Press* top 10. The Tigers have won five of their last seven against top-ten teams and six straight at home. Two of the three losses against top-10 teams since the 2004 season have come in close calls at LSU, in overtime in 2005 by a 20-17 score and last season by a 30-24 score when LSU scored on a 22-yard pass play with just one second left.

Also in 2005, Auburn posted victories at No. 9 Georgia (31-30) and against No. 8 Alabama (28-18). In 2004, Auburn defeated No. 5 LSU (10-9), No. 10 Tennessee (34-10), No. 8 Georgia (24-6) and No. 9 Virginia Tech (16-13) in the NOKIA Sugar Bowl.

During the Tommy Tuberville era, Auburn is 15-12 in games played against top 10 teams, and has won 15 of its last 22 games dating back to a 23-20 upset of No. 1-ranked Florida Oct. 13, 2001.

Dating back to the 2002 season, Auburn has played 21 games against top 10 teams.

SEC SUCCESS

Auburn has won 27 of its last 33 Southeastern Conference games and 28 of its last 34 games against SEC schools, including the 2004 SEC Championship game victory over Tennessee. Auburn's success against conference schools dates back to more than just the past four seasons, as since the start of the 2000 season, the Tigers are have the best record among the 12 league schools in regular season conference games. The following are the combined conference records of the 12 SEC schools from 2000-08.

Auburn	W-L	Pct.
Auburn	48-17	.738
LSU	47-17	.734
Florida	46-18	.719
Georgia	46-19	.708
Tennessee	44-20	.688
Arkansas	32-32	.500
Alabama	30-34	.469
South Carolina	30-36	.455
Ole Miss	24-40	.375
Kentucky	15-49	.234
Mississippi State	15-50	.231
Vanderbilt	10-55	.154

TIGERS SINCE 2000

Since the start of the 2000 season, Auburn has one of the best records in all of the Football Bowl Subdivision. The Tigers' record of 78-27 (.743) ranks 10th among all 119 programs. The list of the top 20 programs since 2000 in terms of winning percentage follows:

	W-L	Pct.
1. Boise State	88-16	.846
2. Texas	87-17	.837
3. Oklahoma	85-17	.833
4. Ohio State	83-21	.798
5. USC	83-21	.798
6. LSU	84-22	.792
7. Georgia	83-23	.783
8. Miami (Fla.)	77-24	.762
9. Virginia Tech	81-25	.764
10. Auburn	78-27	.743
11. TCU	75-26	.743
12. Louisville	75-27	.735
13. Florida	76-28	.731
14. Michigan	74-29	.718
15. Boston College	72-31	.699
16. Tennessee	72-32	.692
17. Oregon	70-32	.686
18. West Virginia	69-32	.683
19. Wisconsin	72-34	.679
20. Florida State	71-34	.676

2008 Auburn Football Game Notes

ROAD RULERS SINCE 2004

Auburn has been one of the nation's best road teams since 2004, posting the county's fourth-best record in road games, and the third-best in road and neutral site games.

Top Ten Road Records Since 2004

1. Texas	16-2 (.889)
2. USC	20-3 (.870)
3. Virginia Tech	16-3 (.842)
4. Auburn	14-3 (.824)
Georgia	14-3 (.824)
6. West Virginia	17-5 (.773)
7. Boise State	16-5 (.762)
8. Ohio State	15-5 (.750)
9. Oklahoma	11-5 (.688)
10. Michigan	13-6 (.684)

Top Ten Road & Neutral Site Records Since 2004

1. USC	24-4 (.857)
Texas	24-4 (.857)
3. Auburn	18-4 (.818)
4. West Virginia	20-6 (.769)
5. Georgia	20-6 (.769)
6. Ohio State	17-7 (.708)
Boise State	17-7 (.708)
LSU	17-7 (.708)
9. Virginia Tech	18-8 (.692)
10. Louisville	17-9 (.654)

TOPPLING THE TOP TEN

Auburn currently owns an impressive streak of beating teams ranked in the *Associated Press* Top 10, winning at least one game against a top 10 team every year for the previous seven years, which is the longest streak in school history. The Tigers have 14 victories over Top 10 foes in those seven seasons.

The streak started in 2001 with a 23-20 victory over No. 1 Florida. In 2002, Auburn beat No. 10 LSU (31-7) and won at No. 9 Alabama (17-7). In 2003, the Tigers beat No. 7 Tennessee (28-21), then beat the new No. 7 team, Arkansas, the following week (10-3).

In 2004, Auburn defeated No. 5 LSU (10-9), No. 10 Tennessee (34-10), No. 8 Georgia (24-6) and No. 9 Virginia Tech (16-13). The 2005 season included wins against No. 9 Georgia (31-30) and No. 8 Alabama (28-18), and in 2006 Auburn beat No. 6 LSU (7-3) and No. 2 Florida (27-17).

Last year, the team kept the streak alive with a 20-17 victory at No. 4 Florida.

VS. TEAMS RANKED NO. 6

Auburn has a 4-3 all-time record against teams ranked No. 6 in the *Associated Press* poll. The last time Auburn played a sixth-ranked team was during LSU's last visit to Jordan-Hare Stadium in 2006, when No. 3 Auburn won 7-3. Auburn fell to No. 6 Florida, 31-10, in 1991, and prior to that all games against sixth-ranked teams took place between 1953-65.

ON THIS DATE

Auburn has never lost on Sept. 20, with an all-time record of 4-0-1. The last time the Tigers played on Sept. 20 was in 1997 at No. 10 LSU, with No. 12 Auburn earning a 31-28 victory. Auburn also won on Sept. 20 in 1986 vs. East Carolina (45-0), in 1980 vs. Duke (35-28) and in 1969 vs. Wake Forest (57-0). The tie came in 1975 vs. Baylor (10-10).

IN SEPTEMBER

Auburn is 143-46-5 (.750) all-time in the month of September, including a 33-7 mark under Tommy Tuberville. The Tigers have won 19 of their last 22 games played in September, and are currently on a four-game winning streak during the month.

JORDAN-HARE STADIUM

Now in its 69th year as home to the Auburn football team, Jordan-Hare Stadium is the nation's ninth-largest on-campus stadium, with a capacity of 87,451 fans. The Tigers are **263-64-7 (.798)** at Jordan-Hare Stadium, including a **49-10 (.831)** mark since 2000. AU went 7-0 at home in both 2000 and 2004, and posted a 6-1 mark in 2005.

OVER TWENTY MILLION SERVED

Auburn surpassed the 20 million mark in all-time total attendance at Jordan-Hare Stadium

during the game against Louisiana-Monroe. The Tigers, now in their 69th season at Jordan-Hare Stadium, have drawn 20,161,115 fans. It took 51 seasons for Auburn to draw its first 10 million fans, but took just 18 more to draw the second 10 million. The Tigers surpassed 10 million fans during the fourth home game of the 1990 season - a 56-6 victory over Vanderbilt on Oct. 13.

UNDER THE LIGHTS AT JORDAN-HARE

Auburn has been tough to beat in night games at Jordan-Hare Stadium, including a season-opening victory over Louisiana-Monroe this year. The Tigers have accumulated a record of 15-2 since the 2000 season in home games starting at 6 p.m. or later. That stretch includes a 4-0 record against ranked opponents, with wins over No. 1 Florida in 2001, No. 2 Florida in 2006, No. 7 Tennessee in 2003 and No. 14 Georgia in 2000. The Tigers currently own a three-game winning streak in home night games.

THIRD DOWN DOMINATION

Auburn's defense has been spectacular on third downs this season, as the Tigers lead the nation by a wide margin in opponent third-down conversions. Auburn opponents have converted just 3-of-46 third downs for 6.5 percent, while the second-best mark in the country is Texas Tech at 19.5 percent. ULM was just 2-of-18 on third downs in the opener, Auburn limited Southern Miss to just 1-of-14 on third downs Sept. 6 and Mississippi State was 0-of-14 last Saturday.

Auburn's defense has not allowed a third-down conversion this season in the second quarter (0-of-12) or third quarter (0-of-10). When the distance to go is only six yards or less, the Tigers have still only given up just one first down in 19 chances (5.3 percent).

FIRST-HALF SHUTOUTS

Under first-year defensive coordinator Paul Rhoads, Auburn's defense has yet to allow a point in the first half of a game this season. In addition to ranking third nationally in scoring defense (5.0), ninth in rushing defense (53.0) and 10th in total defense (213.7), the Tigers rank 11th nationally in tackles for loss (8.3) and are 15th in passing efficiency defense (92.16).

Auburn played nearly seven quarters this season without allowing a point, surrendering its first score of the season with just 2:33 left in the third quarter against Southern Miss after going 102:27 without being scored upon.

SUPER POWERS

Cornerback Jerraud Powers is off to a terrific start to the 2008 season, leading the squad with 18 tackles (13 solo), including a career-high eight Sept. 6 against Southern Miss. He also has an interception and two pass break-ups, and leads the team with four special teams tackles.

2008 Auburn Football Game Notes

D-LINE D-LIGHTFUL

Much of Auburn's defensive success can be attributed to the play of the men up front. All-American candidate Sen'Derrick Marks leads the SEC in tackles for loss with 5.5 this season. Antonio Coleman has had a sack in each game this season and is second on the squad with 12 tackles. In addition, Zach Clayton, Tez Doolittle and Michael Goggans have combined for eight tackles for loss this year.

RUNNING BACK U.

Auburn is continuing its tradition of producing high-caliber running backs, with two backs on the squad that have over 1,500 career rushing yards. Junior Ben Tate leads the team with 278 yards rushing and ranks 20th in Auburn history with 1,573 career yards. Senior Brad Lester had 148 yards this season and has pushed his career total to 1,548, which ranks 22nd. They were the first pair of Auburn running backs to enter a season with more than 1,000 yards rushing each since Carnell Williams and Ronnie Brown in 2004.

DUNN DEAL

Robert Dunn currently ranks 11th nationally in punt returns, averaging 21.4 yards per return, and his 193 punt return yards is the third most in the nation. In the season opener against Louisiana-Monroe, Dunn snapped an Auburn streak of 144 consecutive games and 374 punt returns without a touchdown, which was the longest streak in the nation, by returning a kick 66 yards for a score.

Dunn, who was only 10 years old the last time Auburn had a punt return for a touchdown, appeared to accomplish the feat again Sept. 6 against Southern Miss, but what would have been a 65-yard return for a score was reduced to 47 yards due to a block in the back at the 18-yard line that occurred 5 yards behind Dunn, who was about to cruise into the end zone.

Dunn, who has five returns this season of at least 17 yards, finished the Southern Miss game with 103 punt return yards, becoming the first Tiger to have more than 100 punt return yards in a game since Joe Walkins against Ball State on Sept. 1, 2001.

SPREADING IT AROUND

Auburn had 11 different players catch passes Sept. 6 vs. Southern Miss, marking the most players to catch a pass in a game for Auburn since 2005 against Ole Miss. The Tigers have already had 13 different players catch passes this season, including nine players with multiple receptions.

DYNAMITE DEBUT

Chris Todd completed 21-of-31 passes for 248 yards in his first career start for Auburn Sept. 6 vs. Southern Miss. It marked the most yards passing by an Auburn quarterback since Brandon Cox threw for 251 yards against Arkansas State in 2006. Todd completed 7-of-9 passes for 90 yards in the first 10 minutes of the game, surpassing Auburn's entire passing yardage total from the season opener.

CLIMBING THE CHARTS

Senior Rodgeriquis Smith has a team-high eight receptions for 86 yards this season. He needs just one more catch and 44 yards to move into the top 10 in both categories in Auburn history. He currently ranks 11th with 92 career catches and 1,352 receiving yards. Eight more catches will also make him just the seventh player in school history with 100 career receptions.

FIRST TIMERS

Auburn has had 21 players play in their first collegiate games at Auburn this season, including 12 true freshmen. The true freshmen that have seen action this season include: DB Harry Adams, WR Darvin Adams, DB Drew Cole, DB D'Antoine Hood, WR Philip Pierre-Louis, LB Spencer Pybus, DL Jomarcus Savage, RB Eric Smith, TE Vance Smith, DB Christian Thompson, DB Neiko Thorpe and WR Derek Winter. Others who have played in their first games at Auburn include: WR Quindarius Carr, OL Jared Cooper, H Clayton Crofoot, RB John Douglas, P Clinton Durst, RB Ryan Hastie, LB Adam Herring, DB Mike Slade, and QB Chris Todd.

IN THE POLLS

For the sixth consecutive year, Auburn was nationally ranked to begin the season, and the Tigers are currently ranked ninth in the USA Today Coaches Poll and 10th in the *Associated Press* Poll.

This season marked the first time since the 1986-91 seasons that Auburn was ranked at the start of six consecutive seasons. The Tigers, then at No. 10, were also ranked in the top 10 of the AP Preseason Poll for the third time since 2003. The Tigers were the preseason No. 6 team in 2003 and ranked No. 4 in the initial 2006 poll.

WINNING THE CLOSE ONES

Auburn has had a knack for winning close ball games since Tommy Tuberville arrived as the Tigers' head coach. In his 10 seasons at the helm, Auburn is 29-13 in games decided by seven points or less and has won 17 of its last 22.

AROUND THE SEC

SEC STANDINGS

Eastern Division

	SEC		Overall	
	W	L	W	L
Georgia	1	0	3	0
Vanderbilt	1	0	3	0
Kentucky	0	0	3	0
Florida	0	0	2	0
Tennessee	0	0	1	1
South Carolina	0	2	1	2

Western Division

	SEC		Overall	
	W	L	W	L
Auburn	1	0	3	0
Alabama	0	0	3	0
Arkansas	0	0	2	0
LSU	0	0	2	0
Ole Miss	0	0	2	1
Mississippi State	0	1	1	2

LAST WEEK'S RESULTS

Saturday, Sept. 13

TENNESSEE 35, UAB 3
 Georgia 14, SOUTH CAROLINA 7
 VANDERBILT 38, Rice 21
 ALABAMA 41, Western Kentucky 7
 Auburn 3, MISSISSIPPI STATE 2
 OLE MISS 34, Samford 10
 KENTUCKY 20, Middle Tennessee 14
 LSU 41, North Texas 3
 Arkansas at Texas, ppd.

Home team in CAPS

THIS WEEK'S SCHEDULE

Saturday, Sept. 20

Mississippi St. at Georgia Tech, 11 am CT [Raycom]
 Alabama at Arkansas, 11:30 am CT [Raycom]
 Florida at Tennessee, 3:30 pm ET [CBS]
 Wofford at South Carolina, 7 pm ET
 Vanderbilt at Ole Miss, 6 pm CT
 LSU at Auburn, 6:45 p.m. CT [ESPN]
 Georgia at Arizona State, 8 pm ET [ABC]

2008 Auburn Football Game Notes

AUBURN IN THE SEC/NCAA STATS

(Through games played 9/13)

TEAM	SEC	NCAA
Opponent 3rd-Down Conv. (6.5)	1st	1st
Scoring Defense (5.0)	1st	T3rd
Tackles For Loss (8.3)	1st	11th
Red Zone Defense (40.0).....	2nd	4th
Total Defense (213.7)	3rd	10th
Net Punting (38.45)	3rd	24th
Opponent First Downs (12.7).....	T3rd	T12th
Rushing Defense (53.0).....	4th	9th
Punt Returns (21.4)	4th	10th
Pass Defense (160.7)	4th	26th
Sacks Allowed (1.0)	4th	T28th
Sacks By (2.3)	4th	36th
Kickoff Coverage (45.6)	4th	
Rushing Offense (204.7).....	5th	24th
Pass Def. Efficiency (92.16)	6th	15th
Kickoff Return (22.8)	6th	43rd
First Downs (18.3).....	6th	T75th
Time Of Possession (30:28)	7th	53rd
Opponent Penalties (39.7)	7th	
Field Goals (.625)	7th	
Total Offense (367.0).....	8th	67th
Turnover Margin (-0.67)	9th	T88th
Scoring Offense (21.3)	10th	81st
Pass Offense (162.3)	11th	96th
Penalties (67.3)	11th	99th
Third-Down Conversions (27.9).....	11th	107th
Red Zone Offense (69.2)	12th	102nd
Pass Efficiency (101.42)	12th	103rd

INDIVIDUAL

	SEC	NCAA
A. Coleman, Sacks (1.0)	T2nd	T12th
W. Byrum, Field Goals (1.7).....	T2nd	T16th
S. Marks, Tackles For Loss (1.5)	T2nd	T34th
C. Durst, Punting (43.7).....	3rd	17th
R. Dunn, Punt Returns (21.4)	4th	11th
B. Tate, Rushing (92.7)	4th	34th
A. Coleman, Tackles For Loss (1.3)	T4th	T53rd
B. Tate, All-Purpose Yards (113.0)	7th	T79th
C. Todd, Pass Efficiency (113.26)	10th	77th
C. Todd, Total Offense (146.7)	10th	98th
W. Byrum, Scoring (7.3).....	10th	

DURST LATEST KICKER TO SHINE

Redshirt freshman Clinton Durst, who burst onto the scene in the spring and was the Special Teams MVP of the A-Day game after averaging 48.3 yards on three punts, is averaging 43.7 yards per punt this year with seven punts placed inside the 20-yard line. His kicks, which have included six fair catches, have helped Auburn rank third in the SEC in net punting at 38.5 yards per kick.

Durst joins an impressive stable of young kickers that also includes sophomore punter Ryan Shoemaker, who was a first-team preseason All-SEC selection this season after averaging 42.4 yards per punt last year, before being supplanted as Auburn's punter by Durst.

Auburn's group of young kickers also includes sophomore kicker Wes Byrum, who led Auburn in scoring last year with 86 points, including 17 field goals which is tied for third most in a single season in school history. He made game-winning field goals in the closing seconds at Florida and at Arkansas.

In addition, sophomore Patrick Tatum averaged 43.4 yards on 16 punts last season while Shoemaker was out with an injury, and sophomore Morgan Hull has also handled the kickoff duties part-time in each of the last two seasons.

TUBERVILLE IN TENTH SEASON

Tommy Tuberville is in his tenth season at Auburn in 2008 and his 14th as a head coach in the Southeastern Conference. Tuberville has the third-longest tenure in the SEC (second-longest active streak) behind Phillip Fulmer of Tennessee and Steve Spurrier of South Carolina, who will each coach his 16th season in the league this year.

Tuberville has amassed a record of 83-33 in nine previous seasons at Auburn and an overall mark of 108-53. He has led the Tigers to eight straight bowl appearances.

Tuberville is fourth all-time at Auburn in wins, and is the fourth-longest tenured coach in school history.

TUBERVILLE PASSES DYE

Auburn's 27-13 victory over Southern Miss Sept. 6 moved head coach Tommy Tuberville ahead of Pat Dye in all-time winning percentage as Auburn head coach. Dye finished his 12-year career at Auburn with a record of 99-39-4 for a winning percentage of .711. Tuberville now has a record of 83-33 on the Plains, giving him a winning percentage of .716.

TUBERVILLE'S TOP 10

In recognition of Tommy Tuberville's 10th season at Auburn, Auburn fans had the opportunity to vote for the 10 biggest wins during the Tommy Tuberville era this summer on www.auburntigers.com. More than 4,500 votes

were cast, and the results were as follows:

No. 10	Auburn 17, Alabama 10	11/24/07
No. 9	Auburn 34, Tennessee 10	10/2/04
No. 8	Auburn 7, LSU 3	9/16/06
No. 7	Auburn 28, Alabama 18	11/19/05
No. 6	Auburn 17, Alabama 7	11/23/02
No. 5	Auburn 31, Georgia 30	11/12/05
No. 4	Auburn 27, Florida 17	10/14/06
No. 3	Auburn 20, Florida 17	9/29/07
No. 2	Auburn 10, LSU 9	9/18/04
No. 1	Auburn 23, Florida 20	10/13/01

14 AND COUNTING

In his 14th year as a head coach, Tommy Tuberville has five assistant coaches who have been with him all 14 years. That group includes: defensive tackles coach Don Dunn, running backs/special teams coach Eddie Gran, wide receivers coach Greg Knox, offensive line coach Hugh Nall and defensive ends coach Terry Price.

ROAD WARRIORS

Over the past five seasons, Auburn has the nation's third-best record in games played away from home (road or neutral site games). The Tigers are 18-4 (.818) since the start of the 2004 season outside of Jordan-Hare Stadium, trailing only USC and Texas (both 24-4, .857). In SEC games, Auburn is 15-3 against SEC teams outside of Auburn since the 2004 season.

WINNING IN WHITE

Auburn has won 16 of its last 17 games when wearing all white uniforms, including this season's road opener at Mississippi State. The Tigers had not lost when wearing white jerseys during the entire 2004-07 seasons, until Georgia broke the 15-game winning streak in white in Athens last Nov. The Tigers went 5-0 in all white uniforms in 2004, 3-0 in 2005, 4-0 in 2006 and 3-1 in 2007. The streak includes the 2004 SEC Championship game against Tennessee, a 2007 AT&T Cotton Bowl Classic victory over Nebraska and last year's home victory over Vanderbilt when the team wore all white to honor the 1957 national championship team. Auburn also has road wins at Alabama (twice), Ole Miss (twice), Arkansas (twice), Mississippi State (twice), Florida, Georgia, Tennessee, South Carolina and Kentucky during that span.

SHUTOUT CITY

Auburn shut out Louisiana-Monroe in the season opener, 34-0, for its first shutout since a 27-0 win against Arkansas State on Nov. 4, 2006. It marked the ninth shutout by Auburn during the Tommy Tuberville era, and was the first shutout in a season opener since a 31-0 victory over ULM in the 2004 opener.

Auburn's nine shutouts since the 2000 season are tied with LSU for the most in the SEC during that span. No other SEC school has more than four shutouts since 2000.

2008 Auburn Football Game Notes

SCORING FROM ALL SIDES

Auburn achieved a rare feat during the opener against Louisiana-Monroe, scoring touchdowns on offense, defense and special teams. The Tigers scored on a fumble return for a touchdown by Michael Goggans on their first defensive play, then added a punt return for a score by Robert Dunn later in the first quarter. When Brad Lester rushed for a touchdown in the third quarter, it marked the first time Auburn scored touchdowns in all three facets of the game since during a 73-7 victory over ULM in 2003.

NO SHUTOUTS ALLOWED

Auburn has scored in 66 consecutive games, which is the second-longest streak in school history. The Tigers have not been shut out since a 23-0 loss to USC to open the 2003 season. It will be a while before Auburn could challenge the school record. The Tigers scored in 149 straight games from Oct. 4, 1980 through Nov. 14, 1992.

NEW LOOKS ON "O" AND "D"

Both the Auburn offense and defense have new looks this season, as the Tigers have new offensive and defensive coordinators. Tony Franklin joined the squad as offensive coordinator/quarterbacks coach prior to the Chick-fil-A Bowl last season, and in just eight practices, installed a portion of his spread offense and helped Auburn amass 423 yards of offense on 90 plays during a 23-20 overtime victory over Clemson.

Paul Rhoads joined the staff as defensive coordinator/secondary coach in January after eight seasons in that position at Pittsburgh. His Panthers ranked fifth nationally in total defense (297.7) and third in pass defense (167.3) in 2007.

OFFENSE BY THE NUMBERS

Auburn's offense lost three-year starting quarterback Brandon Cox, but still returned nearly all of its leading rushers and receivers, as well as players responsible for more than 90 percent of their points scored in 2007.

Category	2007	Returning	Percent
Passing Yards	2,317	145	6.3%
Rushing Yards	2,040	2,099	102.9%
Receptions	204	168	82.4%
Receiving Yards	2,317	1,873	80.8%
Scoring	315	1284	90.2%
Touchdowns	38	33	86.8%
Total Offense	4,357	2,244	51.5%
All-Purpose Yards	5,809	5,087	87.6%

OFFENSIVE LINE EXPERIENCED

The offensive line was a concern for Auburn entering the 2007 season after the Tigers lost four senior starters from the 2006 squad. But three true freshmen joined a pair of juniors in the starting lineup beginning with the season's fourth

game, and the Tigers went on to win eight of their last 10 contests. Inexperience is far from an issue this season as the entire group returns for 2008, although sophomore guard Chaz Ramsey has been battling a back injury. Senior center Jason Bosley and senior guard Tyronne Green anchor the group after starting every game last year, while sophomore Lee Ziemba has switched from right tackle to left tackle after also starting every game in 2007 as a true freshmen. Sophomore Ryan Pugh, who started the final 10 games last year, switches from left to right tackle, and junior Byron Isom has moved into the other guard slot for Ramsey.

GONE ON D

Defensively in 2008, Auburn is replacing four starters from last year's squad that led the SEC and ranked sixth in the nation in scoring defense (16.9), including two interior linemen and two members of the secondary. Defensive tackles Josh Thompson and Pat Sims combined for 104 tackles including 16 for losses, while safety Eric Brock and cornerback Patrick Lee ranked fifth and sixth on the team with 59 and 55 tackles, respectively. In addition, NFL draft picks Quentin Groves and Jonathan Wilhite were seniors in 2007.

However, three of the top four leading tacklers return in sophomore safety Zac Etheridge (65), senior linebacker Chris Evans (64) and junior cornerback Jerraud Powers (63). Powers also shared the team lead with four interceptions.

Other key returners include juniors Antonio Coleman and Sen'Derrick Marks on the defensive line. Coleman had team highs of 18.5 tackles for loss and 8.5 sacks, while Marks was named to several preseason All-America teams.

Other returning starters are junior linebacker Tray Blackmon and sophomore linebacker Craig Stevens.

In addition to ranking sixth in the nation in scoring defense, the 2007 Auburn defense also ranked sixth nationally in total defense (297.9) and pass defense (173.2).

AUBURN BY THE NUMBERS

The Tigers return 46 lettermen from last season, including 22 on offense, 20 on defense and four specialists. Auburn returns eight starters on offense and seven on defense.

Auburn's roster of 113 players includes 16 seniors, 18 juniors, 35 sophomores, 15 redshirt freshmen and 29 freshmen. The underclassmen (79) represent 69.9 percent of the Tigers' roster.

A number of walk-ons joined the program after the first day of classes on August 18.

AUBURN IN 2008 BY THE NUMBERS

CATEGORY	2008
Record.....	3-0
SEC	1-0
West	1-0
East.....	0-0
Non-Conference	2-0
Home	2-0
Away	1-0
Neutral	0-0
Day	1-0
Night (5 p.m. or later)	2-0
TV Games	2-0
CBS.....	0-0
FOX	0-0
ESPN	0-0
ESPN2	1-0
Raycom	1-0
Scoring First.....	3-0
Opponent Scoring First	0-0
Leading at Half	3-0
Trailing at Half	0-0
Tied at Half	0-0
Leading after Third.....	3-0
Trailing after Third.....	0-0
Tied after Third.....	0-0
Overtime Games	0-0
Scoring less than 20 pts.....	1-0
Scoring 20+ points	2-0
Scoring 30+ points	1-0
Allowing less than 20 pts.	3-0
Allowing 20+ points	0-0
Allowing 30+ points	0-0
Rushing for less than 100 yds.....	0-0
Rushing for over 100 yds.	3-0
Rushing for 200+ yds.....	1-0
Passing for 200+ yds.	1-0
Passing for 300+ yds.	0-0
Totaling less than 300 yds.....	0-0
300+ yds. of total offense	3-0
400+ yds. of total offense	1-0
Allowing less than 100 yds. rushing.....	3-0
Allowing less than 300 yds. total off	2-0
Allowing 300+ yds. total offense	1-0
Having 100-yd. rusher	1-0
Opp. have 100-yd. rusher.....	0-0
No turnovers	0-0
Less than 3 turnovers	1-0
3 or more turnovers	2-0
No takeaways	0-0
3 or more takeaways	1-0
More than 30:00 of possession	2-0
Less than 30:00 of possession	1-0

2008 Auburn Football Game Notes

THE SENIOR CLASS

Head Coach Tommy Tuberville has a senior class that includes 16 players at Auburn in 2008. The Tigers' group of 16 seniors is the fourth most during the Tuberville era. The largest group of seniors was 21 in 2006, while the 2004 group had 18 and last year's squad had 17. During Tuberville's tenure, Auburn's other senior classes have consisted of: 15 in 2005, 13 in 2003, 15 in 2002, 10 in 2001, 14 in 2000 and 14 in 1999.

The 2008 seniors include: C Jason Bosley, RB Tristan Davis, DT Tez Doolittle, WR Robert Dunn, LB Chris Evans, OL Tyrone Green, LB Courtney Harden, TE Bryan Harris, FB Ryan Hastie, LB Merrill Johnson, RB Brad Lester, WR Charles Olatunji, DS Robert Shiver, WR Rodgeriquis Smith, WR James Swinton and DB Jonathan Vickers.

FIFTH-YEAR SENIORS GO FOR NEW MARK

Auburn's group of fifth-year seniors has a chance to match last year's fifth-year seniors as the only classes to win 50 games in five years. With 42 wins in the previous four seasons, the Tigers need eight wins to reach 50 victories over the past five seasons, and nine wins to surpass that class as the winningest five-year class in school history. Members of the squad that have been at Auburn since 2004 are Tristan Davis, Tez Doolittle, Tyrone Green, Courtney Harden, Merrill Johnson, Brad Lester, James Swinton and Jonathan Vickers.

GOING FOR SIX

The 2008 season marks the third straight year that Auburn has had a sixth-year senior on the squad due to injury. Tez Doolittle is back for his second stint as a senior after missing last year with an achilles injury. In 2007, Cole Bennett was a sixth-year senior after breaking his ankle during the third game of the 2006 season. David Irons was granted a sixth year of eligibility for 2006 after suffering a season-ending knee injury in the 2004 preseason.

IRON MEN

Of Auburn's 16 seniors, seven have seen time in more than 30 games during their careers. Courtney Harden leads the group, having played in 37 of a possible 41 games over the past four seasons, and is followed closely by Merrill Johnson (36), Rodgeriquis Smith (36), Robert Dunn (35), Tyrone Green (33), Brad Lester (33) and Chris Evans (32). Green, Smith and Robert Shiver are the only three members of the senior class to have played in all 29 games over the past three seasons.

STARTS STREAKS

Junior Sen'Derrick Marks currently own the longest starting streak on the squad, having started all 29 games over the past three seasons. No other player has a starting streak that dates back to the 2006 season. Rodgeriquis Smith had started 28 straight games until the Sept. 13 contest at Mississippi State.

Four other players have started all 16 games dating back to the start of the 2007 season. Seniors Jason Bosley and Tyrone Green, junior Jerraud Powers and sophomore Lee Ziemba have all started every game since last season.

POSITION CHANGES

A number of players have changed positions since last season.

Junior Sen'Derrick Marks moved back to defensive tackle, where he started all 13 games as a freshman before starting every game as a defensive end last year.

Sophomore Mario Fannin, who played running back last season, splits out as a wide receiver in Auburn's new spread offense this year.

Sophomore tackles Lee Ziemba moved from right tackle to left tackles, switching spots with Jason Bosley the last two games, moving to center while Bosley plays right tackle.

Junior Gabe McKenzie, who had played tight end during each of his first three seasons at Auburn, switched to defensive end Aug. 19 during preseason camp, and A.J. Greene moved from defensive end to the offensive line Sept. 10.

TIGER GRADS

Auburn began the season with eight graduates on the roster.

The Tiger graduates include: OL Jason Bosley (finance), RB Tristan Davis (criminology), DL Tez Doolittle (criminology), OL Tyrone Green (criminology), LB Courtney Harden (criminology), LB Merrill Johnson (criminology), WR Rodgeriquis Smith (business administration) and WR James Swinton (public administration).

Listed are the top 10 programs in terms of number of players who have completed their bachelor's degrees prior to the start of the 2008 season.

1. Miami (Fla.).....13
2. Boston College10
- Virginia Tech10
4. Maryland9
5. **Auburn**8
- Clemson8
- Pittsburgh.....8
8. Arizona State7
- Memphis.....7
- Ohio State.....7
- Penn State.....7

TIGER PROS

Auburn has demonstrated a proficiency for placing players in the National Football League. Auburn had 27 players listed on opening day NFL rosters, which was tied for 12th most of any college in the nation. The Seattle Seahawks have the most former Tigers, with five former Auburn players on the roster, while the Washington Redskins have four.

WHEN SCORING 20+ POINTS

Under Tommy Tuberville, Auburn is 68-7 when scoring 20 or more points in a game, including a 65-6 mark in the regular season. Dating back to 1995, Auburn is 89-14 when scoring 20 or more points in a game.

30+ POINTS EQUALS VICTORY

Under Tommy Tuberville, Auburn is 45-0 when scoring 30 or more points in a game. Auburn has won 50 consecutive games when scoring 30 or more points.

The last time the Tigers lost when registering at least 30 points was a 56-49, four overtime loss to Georgia in 1996.

In the last 23 years, Auburn is 119-2 when scoring 30 points.

TIGERS ON CSS

Comcast/Charter Sports Southeast (CSS) will broadcast encore presentations of Auburn football, every Sunday at 6 p.m. ET/5 p.m. CT with Andy Burcham handling play-by-play duties and Cole Cubelic doing color commentary. CSS will also air the Auburn Football Review every Tuesday at 5 p.m. ET/4 p.m. CT and the Auburn Football Preview every Friday at 4:30 p.m. ET/3:30 p.m. CT.

CSS is a 24-hour regional sports network serving approximately 5.8 million households across 12 Southeastern states.

DID YOU KNOW?

Linebacker Courtney Harden and defensive tackle Jermarcus Ricks are brothers ... Brad Lester was a high school teammates of the Atlanta Braves' Jeff Francoeur ... Walter McFadden's older brother Bryant plays for the Pittsburgh Steelers ... Clinton Durst was recommended to the Auburn staff by former Auburn and PGA golfer Buddy Gardner ... Neiko Thorpe's last name was Lipscomb until he had it legally changed to his father's last name this summer.

2008 Auburn Football Game Notes

CAREER STATS VS. LSU

Player	PASSING			
	C-A-I	TD	Yds	Yds/Gm
N/A				

Player	RUSHING			
	No.	Yds	Avg.	TD
Brad Lester	18	69	3.8	0
Ben Tate	10	17	1.7	0
Kodi Burns	1	1	1.0	0

Player	RECEIVING			
	No	Yds	Avg.	TD
Rodgeriquis Smith	7	73	10.4	1
Montez Billings	6	56	9.3	1
Brad Lester	5	56	11.2	0
Robert Dunn	1	14	14.0	0
Gabe McKenzie	1	13	13.0	0
Mario Fannin	1	9	9.0	0
Tommy Trott	1	2	2.0	0

Player	UA+A = Total		Misc.
	UA+A	Total	
Jerraud Powers	9+1	= 10	FR
Sen'Derrick Marks	5+2	= 7	Sack, 2.5 TFL
Chris Evans	4+3	= 7	
Zac Etheridge	5+1	= 6	FF
Merrill Johnson	3+2	= 5	TFL
Mike McNeil	3+2	= 5	
Antonio Coleman	3+1	= 4	2 TFL
Tray Blackmon	3+0	= 3	
Aairon Savage	2+1	= 3	PBU
Craig Stevens	1+2	= 3	
Robert Shiver	2+0	= 2	
Antoine Carter	1+1	= 2	PBU
Courtney Harden	0+2	= 2	
Tristan Davis	1+0	= 1	
Jake Ricks	1+0	= 1	
Walter McFadden	1+0	= 1	
Tommy Trott	0+1	= 1	

THE LAST MEETING

#18 **AUBURN** 24
 #5 **LSU** 30

October 20, 2007

Tiger Stadium (92,630) • Baton Rouge, La.

With one second remaining in the game, LSU's Matt Flynn tossed a 22-yard touchdown pass to Demetrius Byrd in the back of the endzone, lifting fifth-ranked LSU to a 30-24 victory over No. 18 Auburn in front of 92,630 fans in Tiger Stadium.

Just minutes earlier it looked as if Brandon Cox had done it again as he led Auburn on an 83-yard touchdown drive that ended on a 3-yard pass to Rodgeriquis Smith with 3:21 remaining to give Auburn a 24-23 lead.

After a squibbed Auburn kickoff put LSU on its own 42, Flynn scrambled twice for 17 yards, and a 10-yard run by Jacob Hester gave LSU a first down at the Auburn 25. Two plays and three yards later it looked as if a game-winning field goal attempt for Colt David was on the horizon. Instead, LSU opted for game-winning Flynn pass to Byrd.

Hester gave LSU a 20-17 lead, its first of the game, early in the fourth quarter on a 5-yard touchdown catch and run just inside the pylon. Minutes later, LSU pushed its lead to 23-17 after David connected on a 33-yard field goal.

Auburn opened the game with an 11-play, 63-yard drive that ended in a 17-yard touchdown pass from Cox to Montez Billings. It marked the fourth straight game that Auburn has started with a lengthy scoring drive.

LSU tied it seven minutes later when Flynn found Keiland Williams for a 46-yard touchdown reception.

In the second quarter, Auburn forced its first of two game-changing turnovers, when Zac Etheridge caused LSU backup quarterback Ryan Perrilloux to fumble. Jerraud Powers recovered the ball and nearly reached the endzone on a 38-yard run to the 3-yard line.

Auburn's offense entered the game and moments later, Carl Stewart leaped into the endzone for the 1-yard score. After the Wes Byrum extra point, Auburn led 14-7.

Auburn entered halftime with a 17-7 lead after moving 90 yards in 12 plays to set up Byrum for a 22-yard field goal.

LSU inched with seven early in the third quarter after Flynn hit Early Doucet with a 33-yard pass, leading to a David 29-field goal. On its next drive, Flynn found a wide-open Brandon LaFell on the sideline, but LaFell bobbled the ball and it bounced into the hands of Patrick Lee.

Auburn was unable to take advantage of the turnover and a 58-yard pass from Flynn to Byrd positioned David for a 26-yard field goal to make it 17-13 with 2:03 left in the third quarter.

LSU finished with 488 total yards, including 319 through the air. Auburn managed 296 total yards, 199 of which came in the air.

SCORING SUMMARY

Auburn	7	10	0	7	—	24
LSU	7	0	6	14	—	30

AU—Billings 17 pass from Cox (Byrum kick), 10:10, 1st
 LSU—K. Williams 46 pass from Flynn (David kick), 3:19, 1st
 AU—Stewart 1 run (Byrum kick), 9:34, 2nd
 AU—Byrum 22 field goal, 1:40, 2nd
 LSU—David 29 field goal, 11:21, 3rd
 LSU—David 26 field goal, 2:03, 3rd
 LSU—Hester 5 pass from Flynn (David kick), 12:55, 4th
 AU—Smith 3 pass from Cox (Byrum kick), 3:21, 4th
 LSU—Byrd 22 pass from Flynn (David kick), 00:01, 4th

TEAM STATISTICS

	AU	LSU
First Downs	16	23
Rushes-Yards	35-97	33-169
Passing Yards	199	319
Comp-Att-Int	18-28-0	22-35-1
Total Yards	63-296	68-488
Punts-Avg.	7-43.1	4-52.0
Fumbles/Lost	0-0	3-1
Penalties-Yards	3-20	5-35
3rd Down Conv.	6-of-14	7-of-15
Time of Possession	32:44	27:16

INDIVIDUAL STATISTICS

RUSHING: (AU) Lester 16-68, Tate 10-17, Cox 6-12, Stewart 1-1 (TD), Burns 1-1; (LSU) Hester 9-50, Flynn 10-34, Scott 5-28, Toliver 1-17, Holliday 1-17, Perrilloux 4-11, Murphy 2-6, K. Williams 1-6.
PASSING: (AU) Cox 18-28-0, 199 (2TD); (LSU) Flynn 22-34-1, 319 (3TD), Perrilloux 0-1-0, 0.
RECEIVING: (AU) Billings 6-78 (TD), Smith 6-56, Lester 5-56, Fannin 1-9; (LSU) Doucet 7-93, Byrd 3-89 (TD), Dickson 3-31, LaFell 3-18, Toliver 2-19, Hester 2-6 (TD), K. Williams 1-46 (TD), Murphy 1-17.

2008 Auburn Football Game Notes

AUBURN-LSU SERIES RESULTS

(LSU leads 21-19-1)

YEAR	SCORE	SITE	DATE	YEAR	SCORE	SITE	DATE	YEAR	SCORE	SITE	DATE
1901:	AU, 28-0	at Baton Rouge	Nov. 20	1942:	AU, 25-7	at Birmingham, AL	Nov. 14	2000:	AU, 34-17	at Auburn	Sept. 16
1902:	LSU, 5-0	at Baton Rouge	Oct. 27	1969:	LSU, 21-20	at Baton Rouge	Oct. 25	2001:	LSU, 27-15	at Baton Rouge	Dec. 1
1903:	AU, 12-0	at Auburn	Nov. 11	1970:	LSU, 17-9	at Auburn	Oct. 24	2002:	AU, 31-7	at Auburn	Oct. 26
1908:	LSU, 10-2	at Auburn	Oct. 31	1972:	LSU, 35-7	at Baton Rouge	Oct. 14	2003:	LSU, 31-7	at Baton Rouge	Oct. 25
1912:	AU, 7-0	at Mobile, AL	Nov. 9	1973:	LSU, 20-6	at Auburn	Oct. 13	2004:	AU, 10-9	at Auburn	Sept. 18
1913:	AU, 7-0	at Mobile, AL	Nov. 1	1980:	LSU, 21-17	at Baton Rouge	Oct. 11	2005:	LSU, 20-17 (OT)	at Baton Rouge	Oct. 22
1924:	AU, 3-0	at Birmingham, AL	Oct. 25	1981:	AU, 19-7	at Auburn	Oct. 10	2006:	AU, 7-3	at Auburn	Sept. 16
1926:	LSU, 10-0	at Montgomery, AL	Oct. 16	1988:	LSU, 7-6	at Baton Rouge	Oct. 8	2007:	LSU, 30-24	at Baton Rouge	Oct. 20
1927:	LSU, 9-0	at Montgomery, AL	Oct. 15	1989:	AU, 10-6	at Auburn	Oct. 14				
1934:	LSU, 20-6	at Baton Rouge	Oct. 13	1992:	AU, 30-28	at Auburn	Sept. 19	at Auburn: AU leads, 9-5			
1935:	LSU, 6-0	at Baton Rouge	Nov. 2	1993:	AU, 34-10	at Baton Rouge	Sept. 18	at Baton Rouge: LSU leads, 13-5-1			
1936:	LSU, 19-6	at Birmingham, AL	Nov. 14	1994:	AU, 30-26	at Auburn	Sept. 17	at Neutral Sites: AU leads, 5-4			
1937:	LSU, 9-7	at Baton Rouge	Nov. 13	1995:	LSU, 12-6	at Baton Rouge	Sept. 16	at Birmingham, AL: AU leads, 3-2			
1938:	AU, 28-6	at Birmingham, AL	Nov. 12	1996:	LSU, 19-15	at Auburn	Sept. 21	at Mobile, AL: AU leads, 2-0			
1939:	AU, 21-7	at Baton Rouge	Nov. 18	1997:	AU, 31-28	at Baton Rouge	Sept. 20	at Montgomery, AL: LSU leads, 2-0			
1940:	LSU, 21-13	at Birmingham, AL	Nov. 16	1998:	LSU, 31-19	at Auburn	Sept. 19				
1941:	Tie, 7-7	at Baton Rouge	Nov. 15	1999:	AU, 41-7	at Baton Rouge	Sept. 18				

GAME-BY-GAME STATISTICS

(since 1969)

Date	Site	Result	Attend	Rank		AU			Rushing			Passing			Tot Off		LSU		Rushing			Passing			Tot Off		
				AU	LSU	FD	No	Yds	TD	C-	A-	I	Yds	TD	No	Yds	FD	No	Yds	TD	C-	A-	I	Yds	TD	No	Yds
10-25-69	Baton Rouge	L, 20-21	65,000	14	9	18	45	76	1	19-	34-	1	221	2	79	297	14	55	149	1	9-	19-	1	157	2	74	306
10-24-70	Auburn	L, 9-17	62,392	6	14	14	27	79	0	17-	33-	3	217	0	60	296	14	60	158	1	5-	14-	1	77	1	74	235
10-14-72	Baton Rouge	L, 7-35	70,132	9	8	14	43	95	1	8-	16-	1	116	0	59	211	22	55	259	1	13-	20-	2	218	4	75	477
10-13-73	Auburn	L, 6-20	64,331			5	31	33	1	7-	12-	1	57	0	43	90	18	68	239	1	5-	12-	0	118	1	80	357
10-11-80	Baton Rouge	L, 17-21	76,094	--	--	20	61	348	2	5-	18-	2	86	0	79	434	15	42	153	2	15-	21-	1	175	1	63	328
10-10-81	Auburn	W, 19-7	61,000	--	--	17	72	257	1	4-	10-	0	43	1	82	300	13	27	38	1	20-	28-	0	189	0	55	227
10-8-88	Baton Rouge	L, 6-7	79,431	4	--	16	37	149	0	17-	35-	2	167	0	72	316	13	27	28	0	19-	42-	0	185	1	69	213
10-14-89	Auburn	W, 10-6	85,214	12	--	22	51	186	1	15-	24-	1	120	0	75	306	13	36	56	0	13-	21-	0	173	0	57	229
9-19-92	Auburn	W, 30-28	76,637	--	--	19	52	158	2	15-	32-	2	133	0	84	291	12	32	92	2	14-	28-	2	201	2	60	293
9-18-93	Baton Rouge	W, 34-10	71,936	--	--	27	48	265	3	21-	30-	0	289	1	78	554	11	26	142	0	9-	37-	1	103	1	63	245
9-17-94	Auburn	W, 30-26	84,754	11	--	8	30	71	0	9-	23-	0	94	0	53	165	21	47	127	1	18-	42-	6	280	1	89	407
9-16-95	Baton Rouge	L, 6-12	80,559	5	--	18	30	147	0	19-	36-	1	127	0	66	274	17	36	73	0	19-	30-	1	220	1	66	293
9-21-96	Auburn	L, 15-19	85,214	13	21	21	35	97	1	25-	39-	2	266	1	74	363	12	36	90	1	14-	25-	2	151	0	61	241
9-20-97	Baton Rouge	W, 31-28	80,538	12	10	22	33	65	2	23-	45-	0	342	2	78	407	19	47	377	3	6-	21-	2	115	1	68	492
9-19-98	Auburn	L, 19-31	85,214	--	7	20	28	21	0	21-	38-	3	285	2	66	306	7	42	132	1	16-	20-	0	174	3	62	306
9-18-99	Baton Rouge	W, 41-7	80,562	--	--	19	47	86	2	18-	26-	0	340	3	73	426	22	21	26	0	33-	69-	4	316	1	90	342
9-16-00	Auburn	W, 34-17	85,612	24	--	22	48	196	1	21-	30-	0	225	2	78	421	12	26	83	0	12-	30-	1	214	2	56	297
12-1-01	Baton Rouge	L, 14-27	92,141	22	25	15	30	116	1	13-	27-	2	177	1	57	293	23	42	188	1	17-	35-	1	243	2	77	431
10-26-02	Auburn	W, 31-7	85,366	--	10	14	45	216	3	7-	11-	0	105	1	56	321	14	41	163	1	9-	20-	4	79	0	61	242
10-23-03	Baton Rouge	L, 7-31	92,085	17	9	15	34	50	0	19-	27-	0	143	0	61	193	15	33	157	1	17-	28-	1	224	3	61	381
9-18-04	Auburn	W, 10-9	87,451	14	5	16	39	140	0	16-	27-	0	170	1	66	301	18	34	131	0	12-	28-	1	168	1	62	308
10-22-05	Baton Rouge	L, 17-20 (OT)	92,664	15	7	20	38	230	1	16-	41-	0	221	1	79	451	17	34	149	0	16-	33-	0	190	1	67	339
9-16-06	Auburn	W, 7-3	87,451	3	6	13	38	72	1	11-	20-	1	110	0	58	182	16	23	42	0	20-	37-	0	269	0	60	311
10-20-07	Baton Rouge	L, 24-30	92,630	18	5	16	35	97	1	18-	28-	0	199	2	63	296	23	33	169	0	22-	35-	1	319	3	68	488

2008 Auburn Honors and Awards

TRAY BLACKMON

- ▶ *Lindy's* Preseason First-Team All-SEC
- ▶ Preseason Second-Team All-SEC
- ▶ Preseason Coaches Second-Team All-SEC
- ▶ Phil Steele's Preseason Third-Team All-SEC

JASON BOSLEY

- ▶ SEC Offensive Lineman of the Week (Sept. 8)
- ▶ Rimington Trophy Watch List

WES BYRUM

- ▶ *Sporting News* Preseason First-Team All-SEC
- ▶ *Athlon* Preseason First-Team All-SEC
- ▶ Preseason Second-Team All-SEC

ANTONIO COLEMAN

- ▶ Bronko Nagurski Trophy Watch List
- ▶ *Sporting News* Preseason First-Team All-SEC
- ▶ Preseason Second-Team All-SEC
- ▶ *Athlon* Preseason Second-Team All-SEC
- ▶ Phil Steele's Preseason Second-Team All-SEC
- ▶ Preseason Coaches Third-Team All-SEC

TRISTAN DAVIS

- ▶ Phil Steele's Preseason Fourth-Team All-SEC

TYRONNE GREEN

- ▶ Lombardi Award Watch List
- ▶ *Lindy's* Preseason Second-Team All-American
- ▶ Preseason Second-Team All-SEC
- ▶ Preseason Coaches Second-Team All-SEC
- ▶ *Lindy's* Preseason Second-Team All-SEC
- ▶ *Athlon* Preseason Second-Team All-SEC

BRAD LESTER

- ▶ Doak Walker Award Watch List

SEN'DERRICK MARKS

- ▶ Walter Camp Award Watch List
- ▶ Outland Trophy Watch List
- ▶ Lombardi Award Watch List
- ▶ Bronko Nagurski Trophy Watch List
- ▶ *Sports Illustrated* Preseason All-American
- ▶ Playboy Preseason All-American
- ▶ *Lindy's* Preseason First-Team All-American
- ▶ *Sporting News* Preseason Third-Team All-American
- ▶ Preseason First-Team All-SEC
- ▶ Preseason Coaches First-Team All-SEC
- ▶ *Sporting News* Preseason First-Team All-SEC
- ▶ *Lindy's* Preseason First-Team All-SEC
- ▶ *Blue Ribbon* Preseason First-Team All-SEC
- ▶ *Athlon* Preseason Third-Team All-SEC
- ▶ Phil Steele's Preseason Third-Team All-SEC

JERRAUD POWERS

- ▶ Preseason Second-Team All-SEC
- ▶ Preseason Coaches Second-Team All-SEC
- ▶ *Lindy's* Preseason Second-Team All-SEC
- ▶ *Athlon* Preseason Third-Team All-SEC

CHAZ RAMSEY

- ▶ Phil Steele's Preseason Fourth-Team All-SEC

AAIRON SAVAGE

- ▶ Phil Steele's Preseason Third-Team All-SEC

RYAN SHOEMAKER

- ▶ Ray Guy Award Watch List
- ▶ Preseason First-Team All-SEC
- ▶ Preseason Coaches First-Team All-SEC
- ▶ *Sporting News* Preseason First-Team All-SEC
- ▶ Phil Steele's Preseason First-Team All-SEC
- ▶ *Lindy's* Preseason Second-Team All-SEC
- ▶ *Athlon* Preseason Second-Team All-SEC

RODGERIQUUS SMITH

- ▶ Phil Steele's Preseason Fourth-Team All-SEC

BEN TATE

- ▶ Doak Walker Award Watch List
- ▶ Preseason Second-Team All-SEC
- ▶ Preseason Coaches Second-Team All-SEC
- ▶ *Athlon* Preseason Second-Team All-SEC
- ▶ Phil Steele's Preseason Third-Team All-SEC

LEE ZIEMBA

- ▶ Preseason Second-Team All-SEC
- ▶ Preseason Coaches Second-Team All-SEC
- ▶ Phil Steele's Preseason Second-Team All-SEC

COACHES' AWARDS

LOUISIANA-MONROE

OffenseTommy Trott
 DefenseMichael Goggans
 Special TeamsSpencer Pybus
 Scout OffenseAndrew Parmer
 Scout DefenseCameron Henderson

SOUTHERN MISS

Offense.....Jason Bosley
 DefenseJerraud Powers
 Special TeamsRobert Dunn
 Scout Offense.....Anthony Jemison
 Scout DefenseJacob Shirey

MISSISSIPPI STATE

OffenseMontez Billings
 DefenseTray Blackmon
 Special TeamsJerraud Powers
 Scout OffenseMichael Gibson
 Scout DefenseWade Christopher

Auburn's 2008 Opponents/Polls

LOUISIANA-MONROE (1-2, 0-0 Sun Belt)			ARKANSAS (2-0, 0-0 SEC)			ASSOCIATED PRESS TOP 25 POLL				
Aug. 30	at #10/11 Auburn	L, 0-34	Aug. 30	WESTERN ILLINOIS	W, 28-24	Rk	School (1st)	Record	Pts.	Prv.
Sept. 6	at Arkansas	L, 27-28	Sept. 6	LOUISIANA-MONROE	W, 28-27	1.	USC (61)	2-0	1,596	1
Sept. 13	ALABAMA A&M	W, 37-15	Sept. 20	#9/13 ALABAMA [Raycom]	11:30 a.m.	2.	Oklahoma	3-0	1,485	3
Sept. 20	at Tulane	2 p.m.	Sept. 27	at Texas [ABC]	2:30 p.m.	3.	<i>Georgia (2)</i>	3-0	1,437	2
Oct. 4	LOUISIANA-LAFAYETTE	6 p.m.	Oct. 4	FLORIDA	TBA	4.	Florida (1)	2-0	1,414	4
Oct. 11	at Arkansas State	6 p.m.	Oct. 11	at Auburn	TBA	5.	Missouri	3-0	1,389	6
Oct. 18	NORTH TEXAS	6 p.m.	Oct. 18	at Kentucky	TBA	6.	LSU	2-0	1,274	7
Oct. 25	FLORIDA ATLANTIC	6 p.m.	Oct. 25	OLE MISS	TBA	7.	Texas	2-0	1,140	8
Nov. 1	TROY	6 p.m.	Nov. 1	TULSA	1 p.m.	8.	Wisconsin	3-0	1,076	10
Nov. 8	at Middle Tennessee	2:30 p.m.	Nov. 8	at South Carolina	TBA	9.	<i>Alabama</i>	3-0	982	11
Nov. 15	at Ole Miss	TBA	Nov. 22	at Mississippi State	TBA	10.	Auburn	3-0	958	9
Nov. 22	at Florida International	6 p.m.	Nov. 28	LSU [CBS]	1:30 p.m.	11.	Texas Tech	3-0	904	12
SOUTHERN MISS (2-1, 0-0 C-USA)			WEST VIRGINIA (1-1, 0-0 Big East)			12.	South Florida	3-0	801	19
Aug. 30	LOUISIANA-LAFAYETTE	W, 51-21	Aug. 30	VILLANOVA	W, 48-21	13.	Ohio State	2-1	800	5
Sept. 6	at #9/10 Auburn [Raycom]	L, 13-27	Sept. 6	at East Carolina [ESPN]	L, 3-24	14.	BYU	3-0	788	18
Sept. 13	at Arkansas State	W, 27-24	Sept. 18	at Colorado [ESPN]	8:30 p.m.	15.	East Carolina	3-0	781	14
Sept. 20	MARSHALL [CSS]	2:30 p.m.	Sept. 27	MARSHALL	3:30 p.m.	16.	Penn State	3-0	779	17
Oct. 4	UTEP	6 p.m.	Oct. 4	RUTGERS	12 p.m.	17.	Oregon	3-0	679	16
Oct. 11	BOISE STATE [CBSCS]	7 p.m.	Oct. 11	SYRACUSE	TBA	18.	Wake Forest	2-0	482	20
Oct. 18	at Rice	2 p.m.	Oct. 23	AUBURN [ESPN]	7:30 p.m.	19.	Kansas	2-1	445	13
Oct. 25	at Memphis [CBSCS]	7 p.m.	Nov. 1	at Connecticut	TBA	20.	Utah	3-0	428	22
Nov. 1	UAB [CSS]	7 p.m.	Nov. 8	CINCINNATI	TBA	21.	<i>West Virginia</i>	1-1	179	25
Nov. 8	at UCF	2:30 p.m.	Nov. 22	at Louisville	TBA	22.	Illinois	2-1	163	24
Nov. 15	EAST CAROLINA	2 p.m.	Nov. 28	at Pitt [ABC]	TBA	23.	Clemson	2-1	160	NR
Nov. 29	at SMU	2 p.m.	Dec. 6	SOUTH FLORIDA [ESPN/ESPN2]	TBA	24.	Florida State	2-0	146	NR
MISSISSIPPI STATE (1-2, 0-1 SEC)			OLE MISS (2-1, 0-0 SEC)			25.	Fresno State	1-1	121	21
Aug. 30	at Louisiana Tech [ESPN2]	L, 14-22	Aug. 30	MEMPHIS	W, 41-24	OTHERS RECEIVING VOTES				
Sept. 6	SOUTHEASTERN LOUISIANA	W, 34-10	Sept. 6	at #20/20 Wake Forest [ABC/ESPN2]	L, 28-30	Vanderbilt 63, Oklahoma State 62, TCU 45, Boise State 38,				
Sept. 13	#9/9 AUBURN [ESPN2]	L, 2-3	Sept. 13	SAMFORD	W, 34-10	Arizona State 36, North Carolina 31, Virginia Tech 28,				
Sept. 20	at Georgia Tech [Raycom]	11 a.m.	Sept. 20	VANDERBILT	6 p.m.	Nebraska 21, <i>Tennessee 15</i> , UConn 13, Iowa 12, Kentucky				
Sept. 27	at LSU [ESPN2]	6:30 p.m.	Sept. 27	at Florida	TBA	6, Tulsa 6, Minnesota 4, Northwestern 4, Notre Dame 4,				
Oct. 11	VANDERBILT	TBA	Oct. 4	SOUTH CAROLINA	TBA	Arizona 2, Ball State 1, South Carolina 1, UCF 1.				
Oct. 18	at Tennessee	TBA	Oct. 18	at Alabama	TBA	USA TODAY COACHES TOP 25 POLL				
Oct. 25	MIDDLE TENNESSEE	TBA	Oct. 25	at Arkansas	TBA	Rk	School (1st)	Record	Pts.	Prv.
Nov. 1	KENTUCKY	TBA	Nov. 1	AUBURN	TBA	1.	USC (57)	2-0	1,518	1
Nov. 15	at Alabama	TBA	Nov. 15	LOUISIANA-MONROE	TBA	2.	Oklahoma (1)	3-0	1,423	3
Nov. 22	ARKANSAS	TBA	Nov. 22	at LSU	TBA	3.	<i>Georgia (2)</i>	3-0	1,393	2
Nov. 28	at Ole Miss [Raycom]	11:30 a.m.	Nov. 28	MISSISSIPPI STATE [Raycom]	11:30 a.m.	4.	Florida (1)	2-0	1,335	4
LSU (2-0, 0-0 SEC)			TENNESSEE-MARTIN (2-1, 0-0 OVC)			5.	Missouri	3-0	1,294	6
Aug. 30	APPALACHIAN STATE [ESPN]	W, 41-13	Aug. 30	at #19/21 South Florida	L, 7-56	6.	LSU	2-0	1,233	7
Sept. 6	TROY	ppd.	Sept. 6	BAKER	W, 56-0	7.	Texas	2-0	1,128	8
Sept. 13	NORTH TEXAS	W, 41-3	Sept. 11	CONCORDIA	W, 87-21	8.	Wisconsin	3-0	1,027	10
Sept. 20	at #10/9 Auburn [ESPN]	6:45 p.m.	Sept. 20	at Austin Peay	6 p.m.	9.	Auburn	3-0	955	9
Sept. 27	MISSISSIPPI STATE [ESPN2]	6:30 p.m.	Sept. 27	at Murray State	6 p.m.	10.	Texas Tech	3-0	887	12
Oct. 11	at Florida	TBA	Oct. 4	TENNESSEE STATE	2 p.m.	11.	BYU	3-0	846	15
Oct. 18	at South Carolina	TBA	Oct. 9	EASTERN ILLINOIS	6 p.m.	12.	Oregon	3-0	783	14
Oct. 25	GEORGIA	TBA	Oct. 16	at Tennessee Tech	7 p.m.	13.	<i>Alabama</i>	3-0	771	16
Nov. 1	TULANE	7 p.m.	Oct. 23	JACKSONVILLE STATE	6:30 p.m.	14.	Ohio State	2-1	736	5
Nov. 8	ALABAMA	TBA	Nov. 8	at Auburn	1:30 p.m.	15.	Penn State	3-0	724	17
Nov. 22	OLE MISS	TBA	Nov. 15	at Southeast Missouri	1 p.m.	16.	South Florida	3-0	685	18
Nov. 28	at Arkansas [CBS]	1:30 p.m.	Nov. 22	EASTERN KENTUCKY	12 p.m.	17.	East Carolina	3-0	508	20
TENNESSEE (1-1, 0-0 SEC)			GEORGIA (3-0, 1-0 SEC)			18.	Wake Forest	2-0	498	19
Sept. 1	at UCLA [ESPN]	L, 24-27 (OT)	Aug. 30	GEORGIA SOUTHERN	W, 45-21	19.	Kansas	2-1	416	11
Sept. 13	UAB [Raycom]	W, 35-3	Sept. 6	CENTRAL MICHIGAN [FSN]	W, 56-17	20.	Utah	3-0	400	22
Sept. 20	#4/4 FLORIDA [CBS]	3:30 p.m.	Sept. 13	at South Carolina	W, 14-7	21.	Clemson	2-1	233	23
Sept. 27	at Auburn [CBS]	2:30 p.m.	Sept. 20	at Arizona State [ABC]	8 p.m.	22.	<i>West Virginia</i>	1-1	159	24
Oct. 4	NORTHERN ILLINOIS	TBA	Sept. 27	ALABAMA [ESPN]	7:45 p.m.	23.	Illinois	2-1	127	NR
Oct. 11	at Georgia	TBA	Oct. 11	TENNESSEE	TBA	24.	Arizona State	2-1	113	13
Oct. 18	MISSISSIPPI STATE	TBA	Oct. 18	VANDERBILT	TBA	25.	Florida State	2-0	110	NR
Oct. 25	ALABAMA	TBA	Oct. 25	at LSU	TBA	OTHERS RECEIVING VOTES				
Nov. 1	at South Carolina	TBA	Nov. 1	vs. Florida	TBA	Fresno State 93, TCU 76, Nebraska 49, Boise State 43,				
Nov. 8	WYOMING	TBA	Nov. 8	at Kentucky	TBA	Kentucky 40, Oklahoma State 39, <i>Tennessee 34</i> , Virginia				
Nov. 22	at Vanderbilt	TBA	Nov. 15	at Auburn	TBA	Tech 31, UConn 27, <i>Vanderbilt 20</i> , North Carolina 19,				
Nov. 29	KENTUCKY	TBA	Nov. 29	GEORGIA TECH	TBA	Iowa 14, Northwestern 10, California 7, Michigan State 5,				
VANDERBILT (3-0, 1-0 SEC)			ALABAMA (3-0, 0-0 SEC)			Notre Dame 5, Colorado 3, Ball State 2, Boston College 2,				
Aug. 30	at Miami (Ohio)	W, 34-13	Aug. 30	vs. #9/9 Clemson [ABC]	W, 34-10	Georgia Tech 2, Tulsa 2.				
Sept. 6	#24/24 S. CAROLINA [ESPN]	W, 24-17	Sept. 6	TULANE	W, 20-6	2008 Auburn opponents in italics				
Sept. 13	RICE	W, 38-21	Sept. 13	WESTERN KENTUCKY	W, 41-7					
Sept. 20	at Ole Miss	6 p.m.	Sept. 20	at Arkansas [Raycom]	11:30 a.m.					
Oct. 4	AUBURN	TBA	Sept. 27	at Georgia [ESPN]	6:45 p.m.					
Oct. 11	at Mississippi State	TBA	Oct. 4	KENTUCKY	TBA					
Oct. 18	at Georgia	TBA	Oct. 18	OLE MISS	TBA					
Oct. 25	DUKE	TBA	Oct. 25	at Tennessee	TBA					
Nov. 8	FLORIDA	TBA	Nov. 1	ARKANSAS STATE	TBA					
Nov. 15	at Kentucky	TBA	Nov. 8	at LSU	TBA					
Nov. 22	TENNESSEE	TBA	Nov. 15	MISSISSIPPI STATE	TBA					
Nov. 29	at Wake Forest	TBA	Nov. 29	AUBURN	TBA					

2008 Auburn Depth Chart

Pronunciation Guide		Offense		Defense	
2 Aairon Savage DB AIR-un	RB	1 Brad Lester (5-11, 197, Sr.) --OR-- 44 Ben Tate (5-11, 216, Jr.) 9 Tristan Davis (5-10, 212, Sr.) --OR-- 32 Eric Smith (5-10, 232, Fr.)	DE	52 Antonio Coleman (6-3, 250, Jr.) 45 Antoine Carter (6-4, 252, So.)	
19 Neil Caudle QB CAW-dull	QB	12 Chris Todd (6-4, 217, Jr.) 18 Kodi Burns (6-2, 205, So.) 19 Neil Caudle (6-3, 199, So.)	NG	93 Mike Blanc (6-4, 290, So.) 99 Tez Doolittle (6-3, 283, Sr.)	
25 D'Antoine Hood DB duh-AN-twon	X	80 Rodgeriquis Smith (6-1, 195, Sr.) 16 James Swinton (6-0, 180, Sr.) 27 Mario Fannin (5-11, 225, So.)	DT	94 Sen'Derrick Marks (6-2, 296, Jr.) 91 Jake Ricks (6-4, 300, Jr.) 98 Zach Clayton (6-3, 290, So.)	
49 Michael Goggans DE GAH-guns	H	3 Robert Dunn (6-0, 174, Sr.) 81 Terrell Zachery (6-1, 205, So.) 87 Derek Winter (6-0, 199, Fr.)	DE	49 Michael Goggans (6-3, 259, So.) 83 Gabe McKenzie (6-5, 253, Jr.)	
50 Ryan Pugh OL PYEW	LT	73 Lee Ziemba (6-8, 285, So.) 66 Mike Berry (6-3, 312, So.)	LB	46 Craig Stevens (6-3, 221, So.) 56 Courtney Harden (6-1, 230, Sr.)	
57 Byron Isom DL buh-RONEYE-some	LG	71 Tyronne Green (6-2, 307, Sr.) 79 Jared Cooper (6-4, 291, RFr.)	LB	10 Tray Blackmon (6-0, 216, Jr.) 17 Josh Bynes (6-2, 230, So.) 31 Adam Herring (6-1, 213, RFr.)	
71 Tyronne Green OG ty-ROAN	C	50 Ryan Pugh (6-4, 284, So.) 68 Jason Bosley (6-4, 273, Sr.)	LB	59 Chris Evans (6-0, 218, Sr.) --OR-- 55 Merrill Johnson (6-0, 210, Sr.)	
73 Lee Ziemba OL ZIM-bah	RG	57 Byron Isom (6-3, 291, So.) 53 Bart Eddins (6-4, 289, So.) 78 Darrell Roseman (6-4, 275, So.)	FS	4 Zac Etheridge (6-0, 206, So.) 11 Mike Slade (6-3, 192, RFr.)	
80 Rodgeriquis Smith WR rod-REE-guez	RT	68 Jason Bosley (6-4, 273, Sr.) 50 Ryan Pugh (6-4, 280, So.) 75 Andrew McCain (6-6, 295, Jr.)	SS	26 Mike McNeil (6-2, 204, So.) 24 Jonathan Vickers (6-3, 204, Sr.) 33 Christian Thompson (6-1, 186, Fr.)	
82 Phillip Pierre-Louis WR pee-AIR LOO-iss	Y	5 Tommy Trott (6-5, 242, Jr.) 13 Tim Hawthorne (6-3, 209, So.) 92 Vance Smith (6-2, 245, Fr.)	LC	8 Jerraud Powers (5-10, 192, Jr.) 25 D'Antoine Hood (5-10, 184, Fr.)	
85 Quindarius Carr WR quin-DARE-ee-us	Z	84 Montez Billings (6-2, 186, Jr.) 85 Quindarius Carr (6-1, 176, RFr.) 89 Darvin Adams (6-3, 178, Fr.)	RC	6 Walter McFadden (6-0, 177, Jr.) 15 Neiko Thorpe (6-2, 171, Fr.)	
86 John Cubelic WR CUBE-eh-lic					
93 Mike Blanc DE BLAHNK					
Tommy Tuberville TUB-er-ville					
Special Teams					
	PK	18 Wes Byrum (6-2, 214, So.) 37 Morgan Hull (6-3, 189, So.)	PR	3 Robert Dunn (6-0, 174, Sr.) 8 Jerraud Powers (5-10, 192, Jr.)	
	P	97 Clinton Durst (6-1, 190, RFr.) 21 Ryan Shoemaker (6-0, 186, So.) 22 Patrick Tatum (6-2, 216, So.)	KOR	27 Mario Fannin (5-11, 225, So.) & 9 Tristan Davis (5-10, 212, Sr.)	
	DS	60 Robert Shiver (6-3, 225, Sr.) 61 Josh Harris (6-1, 220, RFr.)		1 Brad Lester (5-11, 197, Sr.) & 44 Ben Tate (5-11, 216, Jr.) --OR-- 3 Robert Dunn (6-0, 174, Sr.)	
	H	96 Clayton Crofoot (6-6, 186, Jr.) 19 Neil Caudle (6-3, 199, So.)			

2008 Auburn Football Game Recaps

GAME 1	LOUISIANA-MONROE	0
	#10 AUBURN	34
	August 30, 2008	
Jordan-Hare Stadium (87,451) • Auburn, Ala.		

No. 10 Auburn scored touchdowns on defense, special teams and offense and Ben Tate rushed for 115 yards as the Tigers dominated in a 34-0 season-opening victory over Louisiana-Monroe under the lights in Jordan-Hare Stadium. It marked the first time since the 2003 season that the Tigers were able to punch the ball into the end zone on all three sides of the ball.

On the first defensive play of the game for Auburn, Antonio Coleman broke through ULM's offensive line to sack quarterback Kinsmon Lancaster and force a fumble. Sophomore Michael Goggans recovered the fumble and dashed nine yards into the end zone for the touchdown, the first of his career.

Robert Dunn closed out the first quarter with a 66-yard punt return for a touchdown to put the Tigers ahead 14-0. Dunn's punt return for a touchdown was the first for Auburn since Robert Baker returned a punt 79 yards for a touchdown against South Carolina in 1996, snapping the nation's longest streak without returning a punt for a touchdown. The Tigers had played 144 consecutive games without a punt return for a touchdown.

Following a special teams fumble recovery by freshman Spencer Pybus to start the second half, the Tigers went 30 yards in three plays on a 19-yard rush by Mario Fannin and a pair of rushes by Brad Lester, including a 3-yard run around the right side for a touchdown.

Tate's 115 yards on the ground was his fourth career 100-yard rushing game. A 49-yard left side run late in the second quarter was the longest of the junior's career, surpassing his career long of 44 yards set in 2007 against Vanderbilt. The 49-yard run was also the longest of the game for the Tigers.

Auburn finished the game with 321 yards rushing, its most since 2005 against Kentucky when the Tigers posted 338.

Quarterback Chris Todd capped off the scoring with a 3-yard touchdown pass to Chris Slaughter midway through the fourth quarter. It marked the first touchdowns at Auburn for each player.

Senior Rodgeriquis Smith finished the game with 57 yards receiving on five catches to lead the passing attack.

Wes Byrum added a pair of field goals, from 33 and 19 yards out, to give the sophomore 19 career field goals.

SCORING SUMMARY		
Louisiana-Monroe	0	0 0 0 — 0
Auburn	14	3 10 7 — 34
AU—Goggans 9 fumble recovery (Byrum kick), 12:08, 1st AU—Dunn 66 punt return (Byrum kick), 00:04, 1st AU—Byrum 33 field goal, 1:16, 2nd AU—Lester 3 run (Byrum kick), 14:08, 3rd AU—Byrum 19 field goal, 00:24, 3rd AU—Slaughter 3 pass from Todd (Byrum kick), 6:49, 4th		
TEAM STATISTICS		
	ULM	AU
First Downs	12	19
Rushes-Yards	30-84	46-321
Passing Yards	136	85
Comp-Att-Int	20-38-0	13-27-1
Total Plays-Yards	68-220	73-406
Punts-Avg.	11-39.3	7-43.4
Fumbles/Lost	2/2	0/0
Penalties-Yards	4-20	7-55
3rd Down Conv.	2-of-18	5-of-15
Time of Possession	31:09	28:51
INDIVIDUAL STATISTICS		
RUSHING: (ULM) Goodin 15-39, Lancaster 11-33, McCoy 1-7, Lovett 3-5; (AU) Tate 13-115, Burns 6-69, Smith 9-66, Lester 14-52 (TD), Fannin 2-21, Todd 2(-2).		
PASSING: (ULM) Lancaster 20-38-0, 136; (AU) Todd 9-18-1, 70 (TD), Burns 4-9, 15.		
RECEIVING: (ULM) Zacharie 8-61, McCoy 5-10, McCall 3-25, Goodin 2-24, Ambrose 2-16; (AU) R.Smith 5-57, Slaughter 4-13 (TD), Carr 1-6, Tate 1-5, Swinton 1-4, Fannin 1-0.		

In his debut as defensive coordinator, Paul Rhoads' defense became the first since 2006 to hold an opponent scoreless. The last time that Auburn blanked an opponent was Nov. 4, 2006, against Arkansas State.

The defense held ULM to just 220 yards of offense, and the Warhawks were just 2-of-18 on third-down conversions.

The Tigers had 19 players see action in their first collegiate games at Auburn.

With the win, Auburn owns the all-time series against ULM, 7-0.

GAME 2	SOUTHERN MISS	13
	#9 AUBURN	27
	September 6, 2008	
Jordan-Hare Stadium (87,451) • Auburn, Ala.		

No. 9 Auburn had a trio of players rush for touchdowns as the Tigers routed Southern Miss, 27-13, in front of another sellout crowd of 87,451 at Jordan-Hare Stadium.

After two first quarter fumbles in the red zone, Ben Tate got the Tigers on the board with a 1-yard left end rush for a touchdown early in the second quarter. Quarterback Chris Todd connected with Rodgeriquis Smith for a 21-yard reception and Brad Lester moved the ball to the 1-yard line to set up the Tate touchdown.

Following the Golden Flashes' next possession, Auburn marched 76 yards down the field with Todd hitting Mario Fannin for 18 yards, Terrell Zachery for 17 yards and Montez Billings for 13 yards. Tristan Davis capped off the drive with a 13-yard touchdown run on his first carry since the 2005 Iron Bowl against Alabama. Davis' score was his first since 2005 at Kentucky and gave Auburn a 14-0 lead at the half.

Wes Byrum knocked in a career-long 52-yard field goal on Auburn's first drive of the third quarter. His previous career-long was from 49 yards out, which he nailed last season against Southern Florida. It also marked the first time that an Auburn placekicker had hit a 50-plus yard field goal since John Vaughn in 2006.

Kodi Burns rushed into the end zone from 1-yard out for Auburn's final touchdown to give the Tigers a commanding 24-0 lead midway through the third quarter. The score was result of a 12-play, 75-yard move down the field with Todd completing 21-yard and 20-yard passes to Tate and Davis, respectively. Tate added a 13-yard rush to set up the touchdown.

Auburn allowed its first points of the season at the 2:33 mark in the third quarter. The Golden Eagles, capitalizing on an interception, were able to get into the end zone on a 1-yard pass from Austin Davis to Shawn Nelson. The Tigers had held their opponents scoreless for the first 102:27 of the season before allowing a point.

After another USM touchdown, Byrum added a 23-yard field goal to close out the Tigers' scoring efforts in the fourth quarter.

For the second straight game, Auburn limited its opponent to under 100 yards on the ground. The Golden Flashes were only able to muster 37 yards rushing on 27 attempts.

SCORING SUMMARY		
Southern Miss	0	6 7 — 13
Auburn	14	10 3 — 27
AU—Tate 1 run (Byrum kick), 13:10, 2nd AU—Davis 13 run (Byrum kick), 8:23, 2nd AU—Byrum 52 field goal, 12:38, 3rd AU—Burns 1 run (Byrum kick), 6:49, 3rd USM—Nelson 1 pass from Davis, 2:33, 3rd USM—Nelson 17 pass from Davis (Barefoot kick), 11:48, 4th AU—Byrum 23 field goal, 7:06, 4th		
TEAM STATISTICS		
	USM	AU
First Downs	20	22
Rushes-Yards	27-37	41-132
Passing Yards	268	248
Comp-Att-Int	33-50-2	21-34-1
Total Plays-Yards	77-305	75-380
Punts-Avg.	8-40.0	5-44.2
Fumbles-Lost	4-1	5-3
Penalties-Yards	8-76	6-53
3rd Down Conv.	1-of-14	4-of-12
Time of Possession	29:40	30:20
INDIVIDUAL STATISTICS		
RUSHING: (USM) Fletcher 13-29, Kirksey 2-8, Davis 12-0; (AU) Tate 15-71 (TD), Lester 12-45, Davis 2-15 (TD), E.Smith 2-8, Dunn 2-6, Fannin 1-3, Burns 2(-1) (TD), Todd 2(-11).		
PASSING: (USM) Davis 33-50-2, 268 (2TD); (AU) Todd 21-31-0, 0-3-1.		
RECEIVING: (USM) Nelson 12-118 (2TD), Brown 8-88, Fletcher 6-57, Parham 3-13, Morgan 2(-1), Baptiste 2(-7); (AU) Tate 3-51, Trott 3-44, Billings 3-30, Fannin 3-22, Dunn 2-21, Lester 2-13, R.Smith 1-21, Davis 1-20, Zachery 1-17, Carr 1-8, E.Smith 1-1.		

Three Tigers recorded sacks in the game. Tray Blackmon and Zach Clayton each registered a sack and Antonio Coleman had his second sack in as many games.

After gaining only 85 yards through the air against Louisiana-Monroe in the season opener, quarterback Chris Todd completed 21-of-31 passes for 248 yards. In all, 11 different Auburn receivers caught passes in the game, marking the most Tigers to catch passes in a single game since 2005 against Ole Miss.

Robert Dunn set a new career-high in punt return yards with 103.

With the win, Auburn now leads the all-time series against Southern Miss 17-5 and has won the last three meetings.

2008 Auburn Football Game Recaps

GAME 3	#9 AUBURN	3
	MISSISSIPPI STATE	2
September 13, 2008		
Davis-Wade Stadium (52,911) • Starkville, Miss.		

A second quarter Wes Byrum field goal held as No. 9 Auburn won its SEC opener 3-2 on the road against Mississippi State. The Tigers improved to 3-0, while MSU slipped to 1-2.

Byrum put the only points on the board for the Tigers with a 35-yard field goal midway through the second quarter for a 3-0 lead. Byrum capped off an eight play, 39-yard drive that was highlighted by Montez Billings' 30-yard reception and an 11-yard rush by Brad Lester. The Tigers stood at the Bulldogs' 11-yard line, but were flagged for back-to-back false starts and forced to kick the field goal.

Byrum looked to put Auburn up by a pair of field goals as the half closed out, but sent the ball wide left from 42 yards out.

For the third straight week, Auburn shut out its opponent in the first half. Mississippi State was only able to generate two drives in double digits, 12 and 22 yards, and was held within its own territory for the entire half.

The opening of the third quarter looked bleak for the Tigers, with the Bulldogs recovering a fumble on Auburn's first play from scrimmage. Antonio Coleman responded by sacking MSU quarterback Wesley Carroll for a 7-yard loss. It was Coleman's third sack in as many games. An Auburn pass interference penalty gave the Bulldogs a first down, but the Tiger defense held and forced a 38-yard field goal attempt by Adam Carlson. A bad snap threw off the timing and Carlson was short on his attempt.

Two drives later, the Auburn defense came up big by holding MSU on an attempt to convert on fourth-and-one. Turning the ball over on downs, the Tigers started the drive from their own 37-yard line. Ben Tate rushed for 15 yards and Chris Todd connected with Montez Billings for a 31-yard completion to put the Tigers in the red zone at the 7-yard line. Unable to push into the end zone for the touchdown, Byrum faced a 22-yard field goal but missed wide left for the second time in the game.

Mississippi State's only points came at the 7:05 mark in the fourth quarter when an Auburn holding penalty in the end zone resulted in a safety.

On MSU's ensuing possession, Tray Blackmon stopped the Bulldogs short on another fourth-and-one at Auburn's 41-yard line.

Walter McFadden shut the door on any further attempts by MSU to score by picking Carroll at the Auburn 18-yard line with 2:18 left in the game. It was the first interception of the season for McFadden and the second of his career.

The Auburn defense limited the Bulldogs to 116 yards of total offense, the fewest yards allowed since holding Kentucky to 110 yards of total offense in 2004. Mississippi State did not convert a third or fourth down, going 0-14 and 0-3, respectively.

Seven Auburn defensive players logged tackles for loss, including two each from Merrill Johnson and Tez Dootittle.

A pair of running backs, Brad Lester and Tate, reach 1,500 career rushing yards. They became the 22nd and 23rd players, respectively, to accomplish the feat in Auburn football history.

The Tigers recorded 315 yards of total offense, but were unable to score a touchdown. It was the first time since 1974 that Auburn won a game by only scoring three points, beating Miami (Fla.) 3-0.

SCORING SUMMARY			
Auburn0	3	0 0 — 3
Mississippi State0	0	0 0 2 — 2
AU—Byrum 35 field goal, 7:38, 2nd			
MS—Team safety, 7:05, 4th			
TEAM STATISTICS			
	AU	MSU	
First Downs	14	6	
Rushes-Yards	45-161	30-38	
Passing Yards	154	78	
Comp-Att-Int	14-26-0	10-25-1	
Total Plays-Yards	71-315	55-116	
Punts-Avg.	8-40.2	10-38.1	
Fumbles-Lost	3-3	1-0	
Penalties-Yards	12-94	4-23	
3rd Down Conv.	3-of-16	0-of-14	
Time of Possession	32:13	27:47	
INDIVIDUAL STATISTICS			
RUSHING: (AU) Tate 20-92, Lester 9-51, Davis 5-29, Fannin 1-12; Todd 7- (-19) (MSU) Ducre 16-49, Dixon 7-5, McRae 1- (-1), Carroll 5- (-14).			
PASSING: (AU) Todd 14-26-0, 154; (MSU) Carroll 10-25-1, 78.			
RECEIVING: (AU) Billings 3-68, Dunn 3-37, R.Smith 2-8, Lester 2-6, Tate 2-5, Carr 1-28, Fannin 1-2; (MSU) Riley 3-26, Bell 2-25, McRae 2-15, Ducre 2-11, Hoskins 1-1).			

Noting Head Coach Tommy Tuberville

Tuberville Era Records

Jordan-Hare Stadium	52-14
Away	25-15
Neutral	6-4
SEC	50-23
West	31-15
East	19-8
Non-conference	30-9
Natural grass	77-31
Artificial turf	5-2
Overtime games	4-3
Day games	51-18
Night games.....	31-14
August	2-1
September	33-7
October	23-13
November	19-7
December/January	6-5
TV Games	53-31
ABC	2-5
CBS	11-9
ESPN	19-12
ESPN2	7-0
Raycom (LFS/JP).....	13-7
Fox.....	1-0
AU scores first.....	65-5
Opponent scores first.....	18-28
Leading at Half	68-6
Trailing at Half	11-26
Tied at Half	4-1
Leading after Third	74-8
Trailing after Third.....	6-25
Tied after Third.....	3-0
Overtime Games.....	3-3
Scoring less than 20 pts.	13-26
Scoring 20+ points	69-7
Scoring 30+ points	45-0
Allowing less than 20 pts.	63-5
Allowing 20+ points.....	20-28
Allowing 30+ points.....	3-13
Rushing for less than 100 yds.	11-19
Rushing for over 100 yds.	73-14
Rushing for 200+ yds.	34-3
Passing for 200+ yds.	41-10
Passing for 300+ yds.	6-2
Totalling less than 300 yds.	17-20
300+ yds. of total offense.....	66-13
400+ yds. of total offense.....	39-3
500+ yds. of total offense.....	12-0
Allowing less than 100 yds. rushing	46-4
Allowing less than 300 yds. total off.	47-5
Allowing 300+ yds. total offense	35-28
Having 100-yd. rusher	45-6
Opp. have 100-yd. rusher	13-19
AU outrushes opponent.....	72-9
AU is outrushed	11-24
AU outpasses opponent	48-13
AU is outpassed	34-20
Equal passing.....	1-0
vs. AP Top 5.....	4-1
vs. AP Top 10	15-12
vs. AP Top 25	20-18

- ▶ Has directed Auburn to 83 overall wins, good for fourth in school history. Auburn has won 72 percent of its games under Tuberville, ranking him seventh in school history.
- ▶ Directed Auburn to a 48-17 mark in the league since 2000, which is the best mark in the Southeastern Conference.
- ▶ Won 100th career game on Oct. 6, 2007 in 35-7 win over Vanderbilt.
- ▶ Has won 28 of last 34 SEC games and 29 of last 35 against SEC opponents.
- ▶ Led last seven teams to bowl games, including New Year's Day bowl in four of the last six years. Has won four of last five bowl games and has won five bowl games, which is tied for second most in school history with Shug Jordan, and one behind Pat Dye (6).
- ▶ Led Auburn to its best season ever in 2004 as the Tigers won a school-record 13 games and captured the Southeastern Conference and NOKIA Sugar Bowl titles.
- ▶ Named the 2004 AFCA, Associated Press, Paul "Bear" Bryant, Walter Camp and SEC Coach of the Year. Was also named the 1997 Associated Press SEC Coach of the Year.
- ▶ Guided Auburn to the 2004 Southeastern Conference Championship. Tuberville has led Auburn to at least a share of the Western Division title in five of his seven seasons.
- ▶ Directed Auburn to 15 wins over AP Top 10 teams since the start of the 2002 season.
- ▶ Led Auburn to 52 wins in last 65 games (80 percent) and 47 of the last 56 (84 percent), which included 15 straight from 2003-04.
- ▶ Auburn's 15-game win streak from 2003-04 marked Tuberville's longest winning streak as a head coach.
- ▶ Directed the Tigers to seven SEC road wins of 20-plus points since 2002, including three in 2004.
- ▶ In 22 previous years coaching at the Division I level, has been part of 20 winning seasons, including three national championships.
- ▶ Led AU to at least one victory against an AP top 10 team in a school-record seven consecutive seasons.
- ▶ Coached 62 players that have been drafted in the NFL, including 33 at Auburn.
- ▶ Coached 14 first-round NFL Draft picks, including the 1991 first overall pick, Russell Maryland, and four 2004 first-round draft picks (Ronnie Brown, Carnell Williams, Carlos Rogers and Jason Campbell).
- ▶ Eight former players have played in the NFL Pro Bowl, including Jessie Armstead, Jerome Brown, Rudi Johnson, Ray Lewis, Russell Maryland, Marcus McNeill, Warren Sapp and Marcus Washington.
- ▶ Is 19-5 in his career in games decided by three points or less.
- ▶ Auburn is 9-3 in its last 12 games against top 10 opponents in the AP poll.
- ▶ Won a school-record eight straight SEC road games from 2005-07, and currently has won 14 of last 17 games against SEC opponents outside of Auburn.
- ▶ Has won 75 of last 81 regular-season games when scoring 20 points or more.
- ▶ Finished in AP top 10 in two of the previous four years.
- ▶ Only team in country to defeat 2006 National Champion Florida, and only coach to defeat two teams in final top five in country (No. 1 Florida, No. 3 LSU) in 2006.
- ▶ First Auburn coach ever to win six straight over Alabama.
- ▶ Third all-time in Iron Bowl victories (7), behind Bear Bryant (19) and Ralph "Shug" Jordan (9).
- ▶ Only coach ever to win four consecutive games at Bryant-Denny Stadium in Tuscaloosa.

Tuberville's Head Coaching Record

Year	School	W-L	SEC	Notes
1995	Ole Miss	6-5	3-5 (5th W)	
1996	Ole Miss	5-6	2-6 (5th W)	
1997	Ole Miss	8-4	4-4 (3rd W)	Music City Bowl
1998	Ole Miss	6-5	3-5 (4th W)	Independence Bowl
1999	Auburn	5-6	2-6 (5th W)	
2000	Auburn	9-4	6-2 (1st W)	SEC West Champs; Citrus Bowl
2001	Auburn	7-5	5-3 (1st W)	SEC West Co-Champs; Peach Bowl
2002	Auburn	9-4	5-3 (1st W)	SEC West Co-Champs; Capital One Bowl Champs
2003	Auburn	8-5	5-3 (3rd W)	Music City Bowl Champs
2004	Auburn	13-0	8-0 (1st W)	SEC Champions; NOKIA Sugar Bowl Champs
2005	Auburn	9-3	7-1 (1st W)	SEC West Co-Champs; Capital One Bowl
2006	Auburn	11-2	6-2 (2nd W)	AT&T Cotton Bowl Champs
2007	Auburn	9-4	6-3 (2nd W)	Chick-fil-A Bowl Champs
2008	Auburn	3-0	1-0	
Totals	12 Years	108-53	63-43	
Auburn		83-33	51-23	
Ole Miss		25-20	12-20	

Auburn Superlatives Under Tommy Tuberville

MOST POINTS

1.	73 vs. Louisiana-Monroe	11-1-03
2.	63 vs. Ball State	9-17-05
3.	56 vs. Western Carolina	9-7-02
4.	55 vs. New Mexico State	9-22-07
5.	52 vs. Louisiana Tech	10-9-04
	52 vs. Louisiana-Monroe	11-9-02

FEWEST POINTS ALLOWED

1.	0 vs. Louisiana-Monroe	8-30-08
	0 vs. Arkansas State	11-4-06
	0 at Mississippi State	9-9-06
	0 vs. Mississippi State	9-10-05
	0 vs. Louisiana-Monroe	9-4-04
	0 vs. Western Carolina	9-7-02
	0 vs. Ball State	9-1-01
	0 vs. Vanderbilt	9-30-00
	0 at Alabama	11-18-00

MOST FIRST DOWNS

1.	37 vs. Western Carolina	9-7-02
2.	33 vs. The Citadel	9-25-04
3.	31 vs. Tennessee	12-4-04
4.	29 vs. Louisiana Tech	10-20-01
	29 vs. Western Kentucky	9-27-03

FEWEST FIRST DOWNS ALLOWED

1.	5 vs. Ball State	9-1-01
2.	6 at Mississippi State	9-13-01
3.	7 vs. Western Kentucky	9-27-03
	7 vs. South Carolina	10-1-05
5.	8 at Alabama	11-18-00
	8 vs. The Citadel	9-25-04

MOST RUSHING ATTEMPTS

1.	62 at Georgia	11-10-01
2.	57 vs. Tennessee	10-4-03
3.	56 vs. Mississippi State	10-18-03
4.	54 vs. Syracuse	9-28-02
5.	53 at Arkansas	10-13-07

FEWEST RUSHING ATT., OPPONENT

1.	16 by Kansas State	9-1-07
	16 by Tennessee	10-4-03
3.	17 by La Tech	10-21-00
4.	18 by Florida	10-13-01
5.	21 by LSU	9-18-99

MOST RUSHING YARDS

1.	405 vs. Mississippi State	10-18-03
2.	390 vs. Ball State	9-17-05
3.	388 at Kentucky	11-5-05
4.	345 vs. Western Carolina	9-7-02
5.	321 vs. Louisiana-Monroe	8-30-08

FEWEST RUSHING YARDS ALLOWED

1.	-36 vs. Florida	10-13-01
2.	-27 vs. Central Florida	11-6-99
3.	4 vs. Tennessee	10-4-03
4.	23 at Alabama	11-18-00
	23 vs. Louisiana-Monroe	11-1-03
	23 vs. Ole Miss	10-29-05

MOST PASSES ATTEMPTED

1.	48 vs. Louisiana Tech	10-20-01
2.	44 vs. Georgia Tech	9-3-05
3.	43 vs. Clemson [Chick-fil-A]	12-31-07
	43 at Florida	12-2-00
5.	41 at LSU	10-22-05

MOST PASSES COMPLETED

1.	28 vs. Louisiana Tech	10-20-01
	28 vs. Michigan	1-1-01
3.	27 vs. Tennessee	12-4-04
4.	26 vs. Clemson [Chick-fil-A]	12-31-07
	26 vs. Alabama	11-20-99

FEWEST PASSES ATT., OPPONENT

1.	10 by Arkansas	10-7-06
2.	15 by The Citadel	9-25-04
	15 by Arkansas	10-12-02
	15 by Syracuse	9-22-01
5.	16 by Arkansas	10-27-01

FEWEST PASSES COMP., OPPONENT

1.	5 by Mississippi State	9-15-07
	5 by Ball State	9-1-01
3.	6 by The Citadel	9-25-04
	6 by Syracuse	9-22-01
5.	7 by Arkansas	10-7-06

MOST PASSING YARDS

1.	416 vs. Georgia	11-13-99
2.	394 vs. Michigan	1-1-00
3.	381 vs. Louisiana Tech	10-20-01
4.	374 vs. Tennessee	12-4-04
5.	359 vs. The Citadel	9-25-04

FEWEST PASSING YARDS ALLOWED

1.	32 by Ball State	9-1-01
2.	41 by Mississippi State	9-15-07
3.	66 by Arkansas	10-12-02
4.	69 by Tennessee	12-4-04
5.	71 by The Citadel	9-25-04

MOST TOTAL OFFENSE

1.	621 vs. Western Carolina	9-7-02
2.	593 vs. The Citadel	9-25-04
3.	589 at Kentucky	11-5-05
4.	572 vs. Ball State	9-17-05
5.	567 vs. Western Kentucky	9-27-03
6.	559 vs. Tennessee	12-4-04

FEWEST TOTAL YARDS ALLOWED

1.	92 vs. Ball State	9-1-01
2.	110 vs. Kentucky	10-23-04
3.	116 at Mississippi State	9-13-08
3.	135 at Alabama	11-18-00
4.	151 vs. Louisiana-Monroe	11-1-03
5.	152 vs. Vanderbilt	9-30-00

PUNTING AVERAGE (MIN. OF 4)

1.	50.8 at So. California	9-2-02
2.	50.5 at Vanderbilt	9-30-00
3.	50.2 at Alabama	11-18-06
4.	50.0 vs. Louisiana Tech	10-20-01
5.	49.3 vs. North Carolina	12-31-01

MOST TIME OF POSSESSION

1.	39:31 vs. Tennessee	12-4-04
2.	38:58 at Georgia	11-10-01
3.	37:52 at Ole Miss	10-28-06
4.	37:45 at Alabama	11-18-00
5.	36:43 vs. Florida	10-14-06

Auburn Superlatives Under Tommy Tuberville

Auburn Team Superlatives

Points Scored	73	vs. Louisiana-Monroe (11/1/03)
Low	0	vs. USC (8/30/03)
First Downs	37	vs. Tennessee (10/2/99)
Low	7	at Mississippi State (10/7/00)
Rushing Plays	62	at Georgia (11/10/01)
Low	19	at Mississippi State (10/7/00)
Net Rushing Yards	405	vs. Mississippi State (10/18/03)
Low	1	vs. Florida (10/16/99)
Passes Attempted	48	vs. Louisiana Tech (10/20/01)
Low	13	vs. Mississippi State (10/6/01)
Passes Completed	28	vs. Louisiana Tech (10/20/01)
Low	4	vs. Georgia (11/11/06)
Had Intercepted	4	at Georgia (11/10/07); vs. Georgia (11/11/06); vs. Georgia Tech (9/3/05); vs. Louisiana Tech (10/20/01); at Tennessee (10/2/99)
Low	0	36 times
Net Passing Yards	416	vs. Georgia (11/13/99)
Low	35	vs. Georgia (11/11/06)
Total Offensive Plays	90	vs. Clemson (12/31/07)
Low	37	vs. Georgia (11/11/06)
Total Net Offense	621	vs. Western Carolina (11/9/02)
Low	164	three times
Fumbles	5	vs. Southern Miss (9/6/08)
Low	0	vs. Florida (10/14/01)
Fumbles Lost	4	21 times
Low	0	at Syracuse (9/22/01)
Penalties	13	32 times
Low	1	at Florida (10/19/02)
Penalty Yards	112	vs. Mississippi State (9/10/05)
Low	10	at Ole Miss (9/9/00)
		vs. Mississippi State (9/10/05)

Auburn Individual Superlatives

Rushing Attempts	41	Carnell Williams at Georgia (11/10/01)
Net Rushing Yards	249	Rudi Johnson vs. La. Tech (10/21/00)
Rushing TDs	6	Carnell Williams vs. Miss. State (10/18/03)
Pass Attempts	48	Daniel Cobb vs. La. Tech (10/20/01)
Pass Completions	28	Daniel Cobb vs. La. Tech (10/20/01)
Had Intercepted	4	Brandon Cox at Georgia (11/10/07)
	4	Brandon Cox vs. Georgia (11/11/06)
	4	Brandon Cox vs. Georgia Tech (9/3/05)
	4	Daniel Cobb vs. La. Tech (10/20/01)
	4	Jeff Klein at Tennessee (10/2/99)
Net Passing Yards	416	Ben Leard at Georgia (11/13/99)
Passing TDs	5	Daniel Cobb vs. La. Tech (10/20/01)
Receptions	10	Ronney Daniels vs. UCF (11/6/99)
Receiving Yards	249	Ronney Daniels vs. UCF (11/6/99)
TD Receptions	2	11 times, last by Rod Smith vs. New Mexico St. (9/22/07)
Punts	10	Damon Duval vs. Miss. State (10/7/00)
Punt Average	54.7	Kody Bliss vs. La.-Monroe (11/1/03)
Punts Inside 20	4	Clinton Durst vs. La.-Monroe (8/30/08)
	4	Patrick Tatum vs. New Mex St. (9/22/07)
	4	Kody Bliss vs. LSU (9/16/06), at Georgia (11/15/03), vs. USC (8/30/03)
Punt Returns	7	Tre Smith vs. South Carolina (10/1)
	7	Roderick Hood vs. W. Carolina (9/7/02)
Punt Return Yards	109	Joe Walkins vs. Ball State (9/1/01)
Kickoff Returns	6	Carnell Williams vs. La. Tech (10/20/01)
Kickoff Return Yards	150	Carnell Williams vs. La. Tech (10/20/01)
FG Attempts	6	John Vaughn at LSU (10/22/05)
FG Made	4	John Vaughn vs. Florida (10/14/06)
	4	John Vaughn vs. Washington St. (9/2/06)
Interceptions	4	Junior Rosegreen at Tennessee (10/2/04)
Interception Yards	93	Walter McFadden vs. Tennessee Tech (11/3/07)

Auburn Individual Long Plays

Rushing	80	C. Williams vs. Alabama (11/22/03) [TD]
Passing	87	J. Campbell/S. Daniels vs. La. Tech (10/9/04) [TD]
Receiving	87	Silas Daniels vs. La. Tech (10/9/04) [TD]
Field Goal	57	Philip Yost vs. W. Kentucky (9/27/03)
Punt	71	Damon Duval vs. N. Illinois (9/23/00)
Punt Return	66	Robert Dunn vs. Louisiana-Monroe (8/30/08) [TD]
Kickoff Return	100	Tim Carter vs. LSU (9/16/00) [TD]
Interception Return	93	Walter McFadden vs. Tenn. Tech (11/3/07) [TD]

Opponent Team Superlatives

Points Scored	45	Georgia (11/10/07)
Low	0	nine times
First Downs	29	Louisiana Tech (10/21/00)
Low	5	Ball State (9/1/01)
Rushing Plays	52	South Florida (9/8/07)
	52	Syracuse (9/22/01)
Low	16	Kansas State (9/1/07)
	16	Tennessee (10/4/03)
Net Rushing Yards	328	Alabama (11/17/01)
Low	36	Florida (10/14/01)
Passes Attempted	69	LSU (9/18/99)
Low	10	Arkansas (10/7/06)
Passes Completed	47	Louisiana Tech (10/21/00)
Low	5	Mississippi State (9/15/07)
	5	Ball State (9/1/01)
Had Intercepted	5	two times, last at Tenn. (10/2/04)
Low	0	29 times
Net Passing Yards	433	Louisiana Tech (10/21/00)
Low	32	Ball State (9/1/01)
Total Offensive Plays	90	LSU (9/18/99)
Low	44	Tennessee (12/4/04)
Total Net Offense	549	Alabama (11/17/01)
Low	92	Ball State (9/1/01)
Fumbles	5	South Carolina (10/1/05)
Low	0	21 times
Fumbles Lost	4	Mississippi State (9/13/02)
Low	0	46 times
Penalties	16	Kansas State (9/1/07)
Low	2	Ole Miss (10/28/06)
	2	Washington State (9/2/06)
	2	Ball State (9/17/05)
	2	Alabama (11/18/00)
Penalty Yards	141	Kansas State (9/1/07)
Low	7	Alabama (11/18/00)

Opponent Individual Superlatives

Rushing Attempts	33	Shaun Alexander (Alabama), 11/20/99
Net Rushing Yards	241	Fred Talley (Arkansas), 10/12/02
Rushing TDs	3	James Munro (Syracuse), 9/22/01
	3	Shaun Alexander (Alabama), 11/20/99
Pass Attempts	65	Luke McCown (La. Tech.), 10/21/00
Pass Completions	47	Luke McCown (La. Tech.), 10/21/00
Had Intercepted	5	Luke McCown (La. Tech.), 10/21/00
Net Passing Yards	433	Luke McCown (La. Tech.), 10/21/00
Passing TDs	5	Rex Grossman (Florida), 10/14/00
Receptions	15	James Jordan (La. Tech.), 10/21/00
Receiving Yards	203	Charles Lee (UCF), 11/6/99
TD Receptions	3	Chris Collins (Ole Miss), 11/2/02
	3	Jabar Gaffney (Florida), 10/14/00
Punts	10	seven players
Punt Average	50.3	Jonathan Kilger (Georgia), 11/11/00
Punts Inside 20	4	Tim Reyner (Kansas State), 9/1/07
	4	Javier Beorlegui (UCF), 11/6/99
Punt Returns	7	Ronald Hatcher (Vanderbilt), 9/30/00
Punt Return Yards	96	Deuce McAllister (Ole Miss), 9/9/00
Kickoff Returns	5	Carlos Thomas (S. Carolina), 10/1/05
	5	Felix Jones (Arkansas), 10/15/05
Kickoff Return Yards	162	Brandon Brooks (Alabama), 11/22/03)
FG Attempts	4	three times
FG Made	4	Billy Bennett (Georgia), 11/11/00
	4	Jeff Chandler (Florida), 10/16/99
Interceptions	3	Deon Grant (Tennessee), 10/2/99
Interception Yards	99	Odell Thurman (Georgia), 11/15/03

Opponent Individual Long Plays

Rushing	83	C.J. Spiller (Clemson), 12/27/07 [TD]
Passing	83	V. Penn/C. Lee (UCF), 11/6/99
Field Goal	49	Brandon Coutu (Georgia), 11/12/05
Punt	73	Blake McAdams (Mississippi State), 9/15/07
Punt Return	87	Deuce McAllister (Ole Miss), 9/9/00
Kickoff Return	96	Brandon Brooks (Alabama), 11/22/03 [TD]
Interception Return	99	Odell Thurman (Georgia), 11/15/03 [TD]

2008 Auburn Football Player Sketches



MIKE BERRY #66
OL
 6-3 · 306 · So. · 1L
 Antioch, Tenn. (Brentwood Academy)
 Pre-Business

2008 — Saw limited action against Louisiana-Monroe, grading at 86 percent overall on 19 snaps ... Graded at 78 percent overall on nine offensive snaps with two pancake blocks and one rodeo block ... Has three rodeo blocks and two pancake blocks on the season.



MONTEZ BILLINGS #84
WR
 6-2 · 183 · Jr. · 2L
 Pelham, Ala. (Pelham)
 Public Administration

2008 — Did not play against Louisiana-Monroe due to injury ... Started vs. Southern Miss and tied for team lead with three catches (for 30 yards) ... Led Tigers with 68 yards receiving on three catches in victory on the road at Mississippi State.

BILLINGS' CAREER RECEIVING STATS

YEAR	G/GS	NO	YDS	AVG	TD	LP/OPPONENT
2006	11/0	3	47	15.7	0	21/Arkansas State
2007	12/9	28	321	11.5	1	31/LSU
2008	2/2	6	98	16.3	0	31/Mississippi State
Totals	25/11	37	466	12.6	1	31 (2x, last vs. Miss. St., 9/13/08)

BILLINGS' CAREER GAME HIGH STATS

	No.	Opponent	Date
Receptions	6	LSU	10/20/07
Rec. Yards	78	LSU	10/20/07
Rec. TDs	1	LSU	10/20/07

BILLINGS' GAME-BY-GAME STATS

DATE	OPPONENT	REC	YDS	AVG	TD
9/11/07	KANSAS STATE				DID NOT PLAY
9/8/07	SOUTH FLORIDA	1	5	5.0	0
9/15/07	MISSISSIPPI STATE	0	0	0.0	0
9/22/07	NEW MEXICO STATE	0	0	0.0	0
9/29/07	* at Florida	3	56	18.7	0
10/6/07	* VANDERBILT	2	36	18.0	0
10/13/07	* at Arkansas	5	31	6.2	0
10/20/07	* at LSU	6	78	13.0	1
10/27/07	* OLE MISS	2	22	11.0	0
11/3/07	* TENNESSEE TECH	2	44	22.0	0
11/10/07	* at Georgia	3	21	7.0	0
11/24/07	* ALABAMA	3	15	5.0	0
12/31/07	* vs. Clemson (Chick-fil-A)	1	13	13	0

DATE	OPPONENT	REC	YDS	AVG	TD
8/30/08	LOUISIANA-MONROE				DID NOT PLAY
9/6/08	* SOUTHERN MISS	3	30	10.0	0
9/13/08	* MISSISSIPPI STATE	3	68	22.7	0
9/20/08	LSU				
9/27/08	TENNESSEE				
10/4/08	at Vanderbilt				
10/11/08	ARKANSAS				
10/23/08	at West Virginia				
11/1/08	at Ole Miss				
11/8/08	TENNESSEE-MARTIN				
11/15/08	GEORGIA				
11/29/08	at Alabama				



TRAY BLACKMON #10
LB
 6-0 · 211 · Jr. · 2L
 LaGrange, Ga. (LaGrange)
 Undecided

2008 — Second Team Preseason Media All-SEC ... Second Team Preseason Coaches All-SEC ... Phil Steele's Preseason Third Team All-SEC ... Started vs. Louisiana-Monroe and registered two tackles and one QB hurry in limited action ... Made eighth consecutive regular season game start vs. Southern Miss ... Racked up one sack (minus 2 yards) to go with three total tackles vs. Golden Eagles ... Led Tigers with six tackles, five solo, in road win vs. Mississippi State ... Also had one TFL for minus 6 yards vs. Mississippi State.

BLACKMON'S CAREER DEFENSIVE STATS

YEAR	G/GS	TT	UT	AT	TFL-YDS	QBS-YDS	FF/FR	PD	I/YDS
2006	6/4	18	14	4	2.5-7	0.5-3	0/3	0	0/0
2007	9/9	45	26	19	0.5-2	0.0-0	0/0	2	1/49
2008	3/3	11	8	3	2.0-8	1.0-2	0/0	0/0	0/0
Totals	18/16	74	48	26	5.0-17	1.5-5	0/3	2	1/49

BLACKMON'S CAREER GAME HIGH STATS

	No.	Opponent	Date
Tackles	9	2x (last vs. Ole Miss)	10/27/07
Tackles for loss	1.5	Ole Miss	10/28/06
Sacks	1.0	Southern Miss	9/6/08

BLACKMON'S GAME-BY-GAME STATS

DATE	OPPONENT	TT	UT	AT	TFL-YDS	INT-YDS
9/2/06	WASHINGTON STATE					DID NOT PLAY
9/9/06	at Mississippi State					DID NOT PLAY
9/16/06	LSU					DID NOT PLAY
9/23/06	BUFFALO					DID NOT PLAY
9/28/06	at South Carolina					DID NOT PLAY
10/7/06	ARKANSAS					DID NOT PLAY
10/14/06	FLORIDA	0	0	0	0.0-0	0-0
10/21/06	* TULANE	1	1	0	0.0-0	0-0
10/28/06	at Ole Miss	5	4	1	1.5-5	0-0
11/4/06	* ARKANSAS STATE	2	2	0	1.0-2	0-0
11/11/06	* GEORGIA	4	3	1	0.0-0	0-0
11/18/06	* at Alabama	6	4	2	0.0-0	0-0
11/1/07	vs. Nebraska (Cotton)					DID NOT PLAY

DATE	OPPONENT	TT	UT	AT	PD	INT-YDS
9/1/07	* KANSAS STATE	3	1	2	1	1-49
9/8/07	SOUTH FLORIDA					DID NOT PLAY
9/15/07	MISSISSIPPI STATE					DID NOT PLAY
9/22/07	NEW MEXICO STATE					DID NOT PLAY
9/29/07	* at Florida	2	0	2	0	0-0
10/6/07	VANDERBILT					DID NOT PLAY
10/13/07	* at Arkansas	9	6	3	0	0-0
10/20/07	* at LSU	3	3	0	0	0-0
10/27/07	* OLE MISS	9	4	5	0	0-0
11/03/07	* TENNESSEE TECH	5	2	3	0	0-0
11/10/07	* at Georgia	3	3	0	0	0-0
11/24/07	* ALABAMA	7	4	3	0	0-0
12/31/07	vs. Clemson (Chick-fil-A)	4	3	1	0	0-0

2008 Auburn Football Player Sketches

DATE	OPPONENT	TT	UT	AT	TFL-YDS	QBS-YDS
8/30/08	* LOUISIANA-MONROE	2	1	1	0	0-0
9/6/08	* SOUTHERN MISS	3	2	1	1.0-2	1.0-2
9/13/08	* MISSISSIPPI STATE	6	5	1	1.0-6	0.0-0
9/20/08	LSU					
9/27/08	TENNESSEE					
10/4/08	at Vanderbilt					
10/11/08	ARKANSAS					
10/23/08	at West Virginia					
11/1/08	at Ole Miss					
11/8/08	TENNESSEE-MARTIN					
11/15/08	GEORGIA					
11/29/08	at Alabama					



JASON BOSLEY #68
OL
6-4 · 274 · Sr. · 3L
Huntsville, Ala. (Grissom)
Finance

CAREER — Has played in 25 career games, starting 19.

SPRING 2008 — Received Top Grade Point Average Award and the Pat Dye Leadership Award by the coaching staff following spring drills.

2008 — Started at center in season opener vs. Louisiana-Monroe, grading 95 percent overall (59 plays) with one cockroach block, six pancake blocks and six rodeo blocks ... Made his first career start at right tackle and graded 94 percent overall on 70 plays vs. Southern Miss ... Had five rodeo blocks and two cockroach blocks vs. USM ... Played 76 snaps vs. Mississippi State, grading overall at 82 percent ... Had nine rodeo and three cockroach blocks vs. MSU ... Has six cockroach blocks, six pancake blocks and 20 rodeo blocks for the season.



MIKE BLANC #93
DL
6-4 · 290 · So. · 1L
Pompano Beach, Fla. (Deerfield Beach)
Undecided

2008 — Earned first career start in season opener vs. Louisiana-Monroe ... Started and notched four tackles vs. Southern Miss ... Also had a half a TFL for no gain vs. USM ... Finished with three tackles, two solo, in win vs. Mississippi State.

BLANC'S CAREER DEFENSIVE STATS

YEAR	G/GS	TT	UT	AT	TFL-YDS	QBS-YDS	FF/FR	PD	I/YDS
2007	11/0	6	3	3	0.0-0	0.0-0	0/0	0	0-0
2008	3/3	7	4	3	0.5-0	0.0-0	0/0	0	0-0
Totals	14/3	13	7	6	0.5-0	0.0-0	0/0	0	0-0

BLANC'S GAME-BY-GAME STATS

DATE	OPPONENT	TT	UT	AT	TFL-YDS	QBS-YDS
9/1/07	KANSAS STATE	1	1	0	0	0-0
9/8/07	SOUTH FLORIDA	0	0	0	0	0-0
9/15/07	MISSISSIPPI STATE	1	1	0	0	0-0
9/22/07	NEW MEXICO STATE	0	0	0	0	0-0
9/29/07	at Florida				DID NOT PLAY	
10/6/07	VANDERBILT	2	0	2	0	0-0
10/13/07	at Arkansas	0	0	0	0	0-0
10/20/07	at LSU	0	0	0	0	0-0
10/27/07	OLE MISS	1	0	1	0	0-0
11/03/07	TENNESSEE TECH	1	1	0	0	0-0
11/10/07	at Georgia	0	0	0	0	0-0
11/24/07	ALABAMA				DID NOT PLAY	
12/31/08	vs. Clemson (Chick-fil-A)	0	0	0	0	0-0

DATE	OPPONENT	TT	UT	AT	TFL-YDS	QBS-YDS
8/30/08	* LOUISIANA-MONROE	0	0	0	0-0	0-0
9/6/08	* SOUTHERN MISS	4	2	2	0.5-0	0-0
9/13/08	* MISSISSIPPI STATE	3	2	1	0.0-0	0-0
9/20/08	LSU					
9/27/08	TENNESSEE					
10/4/08	at Vanderbilt					
10/11/08	ARKANSAS					
10/23/08	at West Virginia					
11/1/08	at Ole Miss					
11/8/08	TENNESSEE-MARTIN					
11/15/08	GEORGIA					
11/29/08	at Alabama					



KODI BURNS #18
QB
6-1 · 206 · So. · 1L
Fort Smith, Ark. (Northside)
Undecided

SPRING 2008 — Received the Offensive MVP Award for A-Day after completing 14-of-21 passes for 142 yards and one touchdown.

2008 — Started season opener vs. Louisiana-Monroe ... Was second on team in rushing vs. ULM with 69 yards on six carries (11.5 avg./c) before leaving game with lower leg injury in third quarter ... Saw limited action vs. Southern Miss due to injury ... Had a 1-yard touchdown run vs. the Golden Eagles in the third quarter.

BURNS' CAREER PASSING STATS

YEAR	G/GS	CMP	ATT	PCT	YDS	INT	TD	LP/OPPONENT
2007	9/1	10	26	38.5	145	1	2	58/New Mexico State
2008	2/1	4	12	33.3	15	1	0	7/Louisiana-Monroe
Totals	11/2	14	38	36.8	160	2	2	58/New Mexico State

BURNS' CAREER RUSHING STATS

YEAR	G/GS	NO	YDS	AVG	TD	LP/OPPONENT
2007	9/1	54	203	3.8	3	18/Mississippi State
2008	2/1	8	68	8.5	1	23/Louisiana-Monroe
Totals	11/2	62	271	4.4	4	23/Louisiana-Monroe

BURN'S CAREER GAME HIGH STATS

	No.	Opponent	Date
Completions	8	Mississippi State	9/15/07
Pass Attempts	12	Mississippi State	9/15/07
Pass Yards	65	Mississippi State	9/15/07
Pass TDs	1	2x (last vs. Clemson)	12/31/07
Interceptions	1	Mississippi State	9/15/07
Rush Attempts	22	Mississippi State	9/15/07
Rush Yards	87	Mississippi State	9/15/07
Rush TDs	1	3x (last vs. Clemson)	12/31/07

2008 Auburn Football Player Sketches

BURNS' GAME-BY-GAME PASSING STATS

DATE	OPPONENT	CMP	ATT	YDS	INT	TD
9/1/07	KANSAS STATE			DID NOT PLAY		
9/8/07	SOUTH FLORIDA			DID NOT PLAY		
9/15/07	MISSISSIPPI STATE	8	12	65	1	0
9/22/07	* NEW MEXICO STATE	1	5	58	0	1
9/29/07	at Florida	0	0	0	0	0
10/6/07	VANDERBILT	0	1	0	0	0
10/13/07	at Arkansas	0	0	0	0	0
10/20/07	at LSU	0	0	0	0	0
10/27/07	OLE MISS	0	0	0	0	0
11/03/07	TENNESSEE TECH	0	4	0	0	0
11/10/07	at Georgia			DID NOT PLAY		
11/24/07	ALABAMA			DID NOT PLAY		
12/31/07	vs. Clemson (Chick-fil-A)	1	4	22	0	1

DATE	OPPONENT	CMP	ATT	YDS	INT	TD
8/30/08	* LOUISIANA-MONROE	4	9	15	0	0
9/6/08	SOUTHERN MISS	0	3	0	1	0
9/13/08	MISSISSIPPI STATE			DID NOT PLAY		
9/20/08	LSU					
9/27/08	TENNESSEE					
10/4/08	at Vanderbilt					
10/11/08	ARKANSAS					
10/23/08	at West Virginia					
11/1/08	at Ole Miss					
11/8/08	TENNESSEE-MARTIN					
11/15/08	GEORGIA					
11/29/08	at Alabama					



JOSH BYNES #17
LB
 6-2 · 230 · So. · 1L
 Lauderdale Lakes, Fla. (Boyd Anderson)
 Undecided

2008 — Tied for second on team with six tackles in season opener vs. Louisiana-Monroe ... Recorded one stop (assisted) vs. Southern Miss ... Had two solo tackles vs. Mississippi.

BYNES' CAREER DEFENSIVE STATS

YEAR	G/GS	TT	UT	AT	TFL-YDS	QBS-YDS	FF/FR	PD	I/YDS
2007	5/0	10	8	2	2.0-4	0.0-0	1/0	0	0-0
2008	3/0	3	3	6	0.0-0	0.0-0	0/0	0	0.0
Totals	8/0	19	11	8	2.0-4	0.0-0	0/0	0	0.0

BYNES' GAME-BY-GAME STATS

DATE	OPPONENT	TT	UT	AT	TFL-YDS	QBS-YDS
8/30/08	LOUISIANA-MONROE	6	1	5	0.0-0	0.0-0
9/6/08	SOUTHERN MISS	1	0	1	0.0-0	0.0-0
9/13/08	MISSISSIPPI STATE	2	2	0	0.0-0	0.0-0
9/20/08	LSU					
9/27/08	TENNESSEE					
10/4/08	at Vanderbilt					
10/11/08	ARKANSAS					
10/23/08	at West Virginia					
11/1/08	at Ole Miss					
11/8/08	TENNESSEE-MARTIN					
11/15/08	GEORGIA					
11/29/08	at Alabama					



WES BYRUM #18
K
 6-1 · 209 · So. · 1L
 Ft. Lauderdale, Fla. (St. Thomas Aquinas)
 Undecided

CAREER — Has connected on two game-winning field goals, at Florida and at Arkansas, both in 2007 ... Is 12-of-14 on FGA of 35 yards or less.

2008 — *Second Team Preseason Media All-SEC ... Athlon Sports Preseason First Team All-SEC ...* Connected on 2-of-3 field goal attempts in season opener vs. Louisiana-Monroe ... Also had four kickoffs vs. ULM with a 66.8 yard average ... Hit both FG attempts vs. Southern Miss including a career-long of 52 yards ... Also made good from 23 yards out vs. Golden Eagles ... Averaged 63.5 yards on two kickoffs vs. USM ... Went 1-of-3 on FG attempts vs. Mississippi State, converting on 35-yard attempt for Auburn's only points in 3-2 win ... Averaged 61.3 yards on three KO's vs. Mississippi State ... Currently tied for second in SEC in most field goals made (five) ... Currently second in SEC in field goal percentage (62.5)

BYRUM'S CAREER KICKING STATS

YEAR	FG-A	Pct.	0-19	20-29	30-39	40-49	50+	PAT	Pts
2007	17-23	73.9	0-0	5-5	9-10	3-8	0-0	35-36	86
2008	5-8	62.5	1-1	1-2	2-3	0-1	1-1	7-7	22

BYRUM'S CAREER GAME HIGH STATS

	No.	Opponent	Date
FG Attempts	5	Arkansas	10/13/07
FGs Made	3	3x (last vs. Arkansas)	10/13/07

2008 Field Goal Sequence (**Made/Missed**):

LOUISIANA-MONROE: **33, 32, 19**

SOUTHERN MISS: **52, 23**

at Mississippi State: **35, 42, 22**

LSU:

TENNESSEE:

at Vanderbilt:

ARKANSAS:

at West Virginia:

at Ole Miss:

UT-Martin:

GEORGIA:

at Alabama:



QUINDARIUS CARR #85
WR
 6-1 · 175 · RFr. · RS
 Huntsville, Ala. (Huntsville)
 Undecided

2008 — Hauled in first career reception, for 6 yards, in season opener vs. Louisiana-Monroe ... Had one catch for eight yards vs. Southern Miss ... Had one catch for 28 yards vs. Mississippi State.

CARR'S CAREER RECEIVING STATS

YEAR	G/GS	NO	YDS	AVG	TD	LP/OPPONENT
2008	3/0	3	42	14.0	0	28/Mississippi State

2008 Auburn Football Player Sketches

CARR'S GAME-BY-GAME RECEIVING STATS

DATE	OPPONENT	REC	YDS	AVG	TD
8/30/08	LOUISIANA-MONROE	1	6	6.0	0
9/6/08	SOUTHERN MISS	1	8	8.0	0
9/13/08	MISSISSIPPI STATE	1	28	28.0	0
9/20/08	LSU				
9/27/08	TENNESSEE				
10/4/08	at Vanderbilt				
10/11/08	ARKANSAS				
10/23/08	at West Virginia				
11/1/08	at Ole Miss				
11/8/08	TENNESSEE-MARTIN				
11/15/08	GEORGIA				
11/29/08	at Alabama				



ANTOINE #45
CARTER DE
6-4 · 254 · So. · 1L
Ft. Lauderdale, Fla. (Dillard)
Undecided

2008 — Registered one QB hurry and two total tackles in season opener vs. Louisiana-Monroe ... Had one solo tackle vs. Southern Miss ... In limited action, had one QB hurry in win vs. Mississippi State.

CARTER'S CAREER DEFENSIVE STATS

YEAR	G/GS	TT	UT	AT	TFL-YDS	QBS-YDS	FF/FR	PD	I/YDS
2007	13/0	16	8	8	4.0-23	1.5-16	0/0	1	0/0
2008	3/0	3	1	1	0.0-0	0.0-0	0/0	0	0/0
Totals	16/0	19	9	9	4.0-23	1.5-16	0/0	1	0/0

CARTER'S CAREER GAME HIGH STATS

	No.	Opponent	Date
Tackles	4	New Mexico State	9/22/07
Tackles for loss	1.5	2x (last vs. Vanderbilt)	10/6/07
Sacks	1.0	South Florida	9/8/07

CARTER'S GAME-BY-GAME STATS

DATE	OPPONENT	TT	UT	AT	TFL-YDS	QBS-YDS
9/1/07	KANSAS STATE	0	0	0	0.0-0	0.0-0
9/8/07	SOUTH FLORIDA	3	2	1	1.0-11	1.0-11
9/15/07	MISSISSIPPI STATE	0	0	0	0.0-0	0.0-0
9/22/07	NEW MEXICO STATE	4	2	2	1.5-6	0.0-0
9/29/07	at Florida	0	0	0	0.0-0	0.0-0
10/6/07	VANDERBILT	3	1	2	1.5-6	0.5-5
10/13/07	at Arkansas	0	0	0	0.0-0	0.0-0
10/20/07	at LSU	2	1	1	0.0-0	0.0-0
10/27/07	OLE MISS	0	0	0	0.0-0	0.0-0
11/03/07	TENNESSEE TECH	2	0	2	0.0-0	0.0-0
11/10/07	at Georgia	0	0	0	0.0-0	0.0-0
11/24/07	ALABAMA	0	0	0	0.0-0	0.0-0
12/31/07	Clemson (Chick-fil-A)	2	2	0	0.0-0	0.0-0

DATE	OPPONENT	TT	UT	AT	TFL-YDS	QBS-YDS
8/30/08	LOUISIANA-MONROE	2	1	1	0.0-0	0.0-0
9/6/08	SOUTHERN MISS	1	1	0	0.0-0	0.0-0
9/13/08	MISSISSIPPI STATE	0	0	0	0.0-0	0.0-0
9/20/08	LSU					
9/27/08	TENNESSEE					
10/4/08	at Vanderbilt					
10/11/08	ARKANSAS					
10/23/08	at West Virginia					
11/1/08	at Ole Miss					
11/8/08	TENNESSEE-MARTIN					
11/15/08	GEORGIA					
11/29/08	at Alabama					



NEIL #19
CAUDLE QB
6-3 · 199 · So. · SQ
Hoover, Ala. (Spain Park)
Building Science

2008 — Saw limited snaps in first game vs. Louisiana-Monroe.

CAUDLE'S CAREER PASSING STATS

YEAR	G/GS	CMP	ATT	PCT	YDS	INT	TD	LP/OPPONENT
2007	1/0	0	3	.000	---	1	---	---
2008	1/0	0	0	.000	---	0	---	---
Totals	2/0	0	3	.000	---	1	---	---



ZACH #98
CLAYTON DL
6-3 · 288 · So. · 1L
Opelika, Ala. (Opelika)
Pre-Business

2008 — Registered a pair of solo TFLs (-4 yards) in season opener vs. Louisiana-Monroe ... Had one tackle, a 6-yard sack against Southern Miss ... Sack vs. USM was the first of career ... Picked up two solo tackles against Mississippi State ... Currently tied for 10th in SEC in TFLs per game (1.0).

CLAYTON'S CAREER DEFENSIVE STATS

YEAR	G/GS	TT	UT	AT	TFL-YDS	QBS-YDS	FF/FR	PD	I/YDS
2007	10/0	8	4	4	0.5-2	0.0-0	0/0	0	0-0
2008	3/0	5	5	0	3.0-10	1.0-6	0/0	0	0-0
Totals	13/0	13	9	4	3.5-12	1.0-6	0/0	0	0/0

CLAYTON'S GAME-BY-GAME STATS

DATE	OPPONENT	TT	UT	AT	TFL-YDS	QBS-YDS
8/30/08	LOUISIANA-MONROE	2	2	0	2.0-4	0-0
9/6/08	SOUTHERN MISS	1	1	0	1.0-6	1.0-6
9/13/08	MISSISSIPPI STATE	2	2	0	0.0-0	0.0-0
9/20/08	LSU					
9/27/08	TENNESSEE					
10/4/08	at Vanderbilt					
10/11/08	ARKANSAS					
10/23/08	at West Virginia					
11/1/08	at Ole Miss					
11/8/08	TENNESSEE-MARTIN					
11/15/08	GEORGIA					
11/29/08	at Alabama					

2008 Auburn Football Player Sketches



DREW #20
COLE DB
 5-11 · 172 · Fr. · HS
 Picayune, La. (HS)
 Undecided

2008 — Totaled two assisted tackles in season opener vs. Louisiana-Monroe ... Had one solo stop vs. Southern Miss.

COLE'S CAREER DEFENSIVE STATS

YEAR	G/GS	TT	UT	AT	TFL-YDS	QBS-YDS	FF/FR	PD	I/YDS
2008	3/0	3	1	2	0.0-0	0.0-0	0/0	0	0-0



ANTONIO #52
COLEMAN DE
 6-2 · 252 · Jr. · 2L
 Mobile, Ala. (Williamson)
 Criminology

CAREER — Has registered at least one tackle for loss in 12 of his last 18 games played and two or more TFLs in seven of last 16 games ... Is four sacks shy of moving into tie for 10th in career sacks with Stanley McClover (2004-05) with 15.5.

2008 — Second Team Preseason Media All-SEC ... Athlon Sports Preseason Second Team All-SEC ... Phil Steele's Preseason Second Team All-SEC ... Named to Chuck Bednarik Award Preseason Watch List ... In season opener vs. Louisiana-Monroe, registered two TFLs (-7), one QB sack (-5), two QB hurries and one forced fumble that was returned for a TD by Michael Goggans ... Recorded a sack, a QB hurry and six total tackles in victory against Southern Miss ... Had one tackle, a 7-yard QB sack vs. Mississippi State ... Currently leads the SEC in sacks per game (1.0), tied for second in SEC in TFLs per game (1.33) and tied for 31st in tackles per game (4.0)

COLEMAN'S CAREER DEFENSIVE STATS

YEAR	G/GS	TT	UT	AT	TFL-YDS	QBS-YDS	FF/FR	PD	I/YDS
2006	13/0	18	14	4	1.0-3	0.0-0	0/0	0	0/0
2007	13/8	38	29	9	18.5-84	8.5-54	1/1	3	0/0
2008	3/3	12	7	5	4.0-22	3.0-20	1/0	0	0/0
Totals	29/11	68	50	18	23.5-109	11.5-74	2/1	3	0/0

COLEMAN'S CAREER GAME HIGH STATS

	No.	Opponent	Date
Tackles	8	Georgia	11/10/07
Tackles for loss	4.0	Georgia	11/10/07
Sacks	2.0	Ole Miss	10/27/07

COLEMAN'S GAME-BY-GAME STATS

DATE	OPPONENT	TT	UT	AT	TFL-YDS	QBS-YDS
9/2/06	WASHINGTON STATE	3	3	0	0.0-0	0.0-0
9/9/06	at Mississippi State	1	1	0	0.0-0	0.0-0
9/16/06	LSU	0	0	0	0.0-0	0.0-0
9/23/06	BUFFALO	1	0	1	0.0-0	0.0-0
9/28/06	at South Carolina	1	0	1	0.0-0	0.0-0
10/7/06	ARKANSAS	0	0	0	0.0-0	0.0-0
10/14/06	FLORIDA	2	1	1	0.0-0	0.0-0
10/21/06	TULANE	0	0	0	0.0-0	0.0-0
10/28/06	at Ole Miss	1	0	1	0.0-0	0.0-0
11/4/06	ARKANSAS STATE	2	2	0	0.0-0	0.0-0
11/11/06	GEORGIA	2	2	0	0.0-0	0.0-0
11/18/06	at Alabama	2	2	0	1.0-3	0.0-0
11/1/07	vs. Nebraska (Cotton)	3	3	0	0.0-0	0.0-0

DATE	OPPONENT	TT	UT	AT	TFL-YDS	QBS-YDS
9/1/07	KANSAS STATE	0	0	0	0.0-0	0.0-0
9/8/07	SOUTH FLORIDA	3	2	1	1.0-12	1.0-12
9/15/07	MISSISSIPPI STATE	2	2	0	1.0-4	1.0-4
9/22/07	NEW MEXICO STATE	5	3	2	2.0-4	1.0-2
9/29/07	at Florida	2	1	1	0.0-0	0.0-0
10/6/07	* VANDERBILT	3	2	1	2.0-7	0.0-0
10/13/07	* at Arkansas	3	3	0	2.0-15	1.0-9
10/20/07	* at LSU	4	3	1	2.0-3	0.0-0
10/27/07	* OLE MISS	4	3	1	3.0-18	2.0-12
11/3/07	* TENNESSEE TECH	0	0	0	0.0-0	0.0-0
11/10/07	* at Georgia	8	8	0	4.0-15	1.0-9
11/24/07	* ALABAMA	2	1	1	0.0-0	0.0-0
12/31/07	vs. Clemson (Chick-fil-A)	2	1	1	1.5-6	1.5-6

DATE	OPPONENT	TT	UT	AT	TFL-YDS	QBS-YDS
8/30/08	* LOUISIANA-MONROE	5	4	1	2.0-7	1.0-5
9/6/08	* SOUTHERN MISS	6	2	4	1.0-8	1.0-8
9/13/08	* MISSISSIPPI STATE	1	1	0	1.0-7	1.0-7
9/20/08	LSU					
9/27/08	TENNESSEE					
10/4/08	at Vanderbilt					
10/11/08	ARKANSAS					
10/23/08	at West Virginia					
11/1/08	at Ole Miss					
11/8/08	TENNESSEE-MARTIN					
11/15/08	GEORGIA					
11/29/08	at Alabama					



CLAYTON #96
CROFOOT DS
 6-3 · 185 · Jr. · SQ
 Orlando, Fla. (The First Academy)
 Business Management

2008 — Holder on all field goal and PAT attempts ... Has held successfully to help Tigers go 7-for-7 on PAT attempts this year and 5-of-8 FG attempts.



TRISTAN #9
DAVIS RB
 5-10 · 211 · Sr. · 3L
 East Point, Ga. (Tri-Cities)
 Criminology

2008 — Phil Steele's Preseason Honorable Mention All-SEC ... Did not play in season opener vs. Louisiana-Monroe due to injury ... Saw first action of season against Southern Miss ... Had two rushes for 15 yards with a 13-yard TD run vs. Golden Eagles ... The TD run was his first since the 2005 season (Nov. 5, vs. Kentucky) ... Also hauled in one pass for 20 yards vs. USM ... In limited action, ran for 29 yards on five carries vs. Mississippi State ... Also had one kickoff return for 35 yards vs. Mississippi State.

DAVIS IN THE AUBURN RECORD BOOKS

Season	Davis' Numbers	Rank
Kickoff Return Yardage	713 (2006)	1st
Kickoff Returns	28 (2006)	T-1st
Kickoff Return Average	27.0 (2006)	4th

2008 Auburn Football Player Sketches

DAVIS' CAREER RUSHING STATS

YEAR	G/GS	NO	YDS	AVG	TD	LP/OPPONENT
2005	12/0	11	209	19.0	2	75/Kentucky
2006	12/2	0	0	0.0	0	--
2007	3/0	0	0	0.0	0	--
2008	2/0	7	44	6.3	1	13/2x, last vs. Miss. State 9/13/08
Totals	29/2	18	253	14.0	3	75/Kentucky

DAVIS' CAREER KICK RETURN STATS

YEAR	G	NO	YDS	AVG	TD	LP/OPPONENT
2005	12	0	0	0.0	0	--
2006	12	28	756	27.0	0	58/Florida
2007	3	3	42	14.0	0	23/Florida
2008	2	2	49	24.5	0	35/Mississippi State
Totals	29	33	847	25.7	0	58/Florida

DAVIS' CAREER GAME HIGH STATS

	No.	Opponent	Date
Tackles	4	2x (last vs. Alabama)	11/18/06
Interceptions	NA		
Rush Attempts	8	Kentucky	11/5/05
Rush Yards	162	Kentucky	11/5/05
Rush TDs	1	3x (last vs. Southern Miss)	9/6/08
Kickoff Returns	5	2x (last vs. Georgia)	11/11/06
Kick Ret. Yds.	129	Georgia	11/11/06
Kick Ret. TDs	NA		

DAVIS GAME-BY-GAME STATS

DATE	OPPONENT	ATT	YDS	Avg.	TD	TD Runs
8/30/08	LOUISIANA-MONROE			DID NOT PLAY		
9/6/08	SOUTHERN MISS	2	15	7.5	1	13
9/13/08	MISSISSIPPI STATE	5	29	5.8	0	--
9/20/08	LSU					
9/27/08	TENNESSEE					
10/4/08	at Vanderbilt					
10/11/08	ARKANSAS					
10/23/08	at West Virginia					
11/1/08	at Ole Miss					
11/8/08	TENNESSEE-MARTIN					
11/15/08	GEORGIA					
11/29/08	at Alabama					

DOOLITTLE'S GAME-BY-GAME STATS

DATE	OPPONENT	TT	UT	AT	TFL-YDS	QBS-YDS
9/2/06	WASHINGTON STATE	0	0	0	0.0-0	0.0-0
9/9/06	at Mississippi State	3	1	2	0.0-0	0.0-0
9/16/06	LSU				DID NOT PLAY	
9/23/06	BUFFALO	1	0	1	0.5-1	0.0-0
9/28/06	at South Carolina				DID NOT PLAY	
10/7/06	ARKANSAS	1	1	0	0.0-0	0.0-0
10/14/06	FLORIDA	0	0	0	0.0-0	0.0-0
10/21/06	TULANE	1	1	0	0.0-0	0.0-0
10/28/06	at Ole Miss	0	0	0	0.0-0	0.0-0
11/4/06	ARKANSAS STATE	2	2	0	1.0-1	0.0-0
11/11/06	GEORGIA	1	1	0	0.0-0	0.0-0
11/18/06	at Alabama	0	0	0	0.0-0	0.0-0
11/1/07	vs. Nebraska (Cotton)	0	0	0	0.0-0	0.0-0

DATE	OPPONENT	TT	UT	AT	TFL-YDS	QBS-YDS
8/30/08	LOUISIANA-MONROE	3	2	1	1.0-4	0.0-0
9/6/08	SOUTHERN MISS	0	0	0	0.0-0	0.0-0
9/13/08	MISSISSIPPI STATE	2	2	0	2.0-2	0.0-0
9/20/08	LSU					
9/27/08	TENNESSEE					
10/4/08	at Vanderbilt					
10/11/08	ARKANSAS					
10/23/08	at West Virginia					
11/1/08	at Ole Miss					
11/8/08	TENNESSEE-MARTIN					
11/15/08	GEORGIA					
11/29/08	at Alabama					



ROBERT DUNN **#3**
WR
 6-0 · 177 · Sr. · 3L
 Augusta, Ga. (Laney)
 Psychology

2008 — In season opener vs. Louisiana-Monroe, returned second punt of the game 66 yards for a touchdown ... It was the first punt return for score of career and the longest punt return of career ... First punt return for TD by an AU player since 1996 ... Against Southern Miss, had 130 yards of total offense with 103 coming on punt returns (4/25.8 ypr) ... Also hauled in two passes for 21 yards vs. USM ... Had first start of season and tied for team high three catches vs. Mississippi State ... Had 37 yards receiving with long of 20 vs. MSU ... Had two punt returns for 22 yards vs. MSU ... Currently fourth in SEC and sixth nationally in punt return average at 21.4 ypg ... Currently first in NCAA in punt return yards with 171.

DUNN'S CAREER RECEIVING STATS

YEAR	G/GS	NO	YDS	AVG	TD	LP/OPPONENT
2005	8/0	2	29	14.5	0	23/Mississippi State
2006	13/0	5	52	10.4	0	14/LSU
2007	11/3	19	211	11.1	2	33/Vanderbilt
2008	3/0	5	58	11.6	0	20/Mississippi State
Totals	35/3	31	350	11.2	2	33/Vanderbilt

DUNN'S CAREER PUNT RETURN STATS

YEAR	G	NO	YDS	AVG	TD	LP/OPPONENT
2005	8	5	36	7.2	0	12/Mississippi State
2006	13	22	120	5.5	0	35/Buffalo
2007	11	32	301	9.4	0	57/Kansas State
2008	3	9	193	21.4	1	66/Louisiana-Monroe
Totals	35	68	650	9.6	1	66/Louisiana-Monroe

DUNN'S CAREER GAME HIGH STATS

	No.	Opponent	Date
Receptions	5	Clemson	12/31/07
Rec. Yards	42	Tennessee Tech	11/3/07
Rec. TDs	2	Tennessee Tech	11/3/07
Punt Returns	8	Arkansas	10/13/07
Punt Ret. Yds.	74	Kansas State	9/1/07



TEZ DOOLITTLE **#99**
DL
 6-3 · 280 · Sr. · 2L
 Opelika, Ala. (Opelika)
 Criminology

2008 — Returned after missing entire 2007 season (achilles) and tied career-high with three tackles in season opener vs. Louisiana-Monroe ... Also had one tackle for loss (-4) vs. Warhawks ... Logged time, but did not record a tackle vs. Southern Miss ... Had a career-best 2.0 TFLs for minus 2 yards in win vs. Mississippi State ... Currently tied for 10th in SEC in TFLs per game (1.00)

DOOLITTLE'S CAREER DEFENSIVE STATS

YEAR	G/GS	TT	UT	AT	TFL-YDS	QBS-YDS	FF/FR	PD	I/YDS
2004	3/0	3	3	0	0.0-0	0.0-0	0/0	0	0-0
2005	8/0	7	4	3	1.5-5	1.5-5	0/0	0	0-0
2006	11/0	9	6	3	1.5-2	0.0-0	0/0	0	0-0
2008	3/0	5	4	1	3.0-6	0.0-0	0/0	0	0-0
Totals	25/0	24	17	7	6.0-13	1.5-5	0/0	0	0-0

2008 Auburn Football Player Sketches

DUNN'S GAME-BY-GAME RECEIVING STATS

DATE	OPPONENT	REC	YDS	AVG	TD
9/2/06	WASHINGTON STATE	0	0	0.0	0
9/9/06	at Mississippi State	0	0	0.0	0
9/16/06	LSU	1	14	14.0	0
9/23/06	BUFFALO	0	0	0.0	0
9/28/06	at South Carolina	1	8	8.0	0
10/7/06	ARKANSAS	0	0	0.0	0
10/14/06	FLORIDA	1	14	14.0	0
10/21/06	TULANE	0	0	0.0	0
10/28/06	at Ole Miss	2	16	8.0	0
11/4/06	ARKANSAS STATE	0	0	0.0	0
11/11/06	GEORGIA	0	0	0.0	0
11/18/06	at Alabama	0	0	0.0	0
11/07	vs. Nebraska (Cotton)	0	0	0.0	0

DATE	OPPONENT	REC	YDS	AVG	TD
9/1/07	KANSAS STATE	1	6	6.0	0
9/8/07	SOUTH FLORIDA	2	15	7.5	0
9/15/07	* MISSISSIPPI STATE	2	6	3.0	0
9/22/07	* NEW MEXICO STATE	3	26	8.7	0
9/29/07	at Florida	0	0	0.0	0
10/6/07	VANDERBILT	1	33	33.0	0
10/13/07	at Arkansas	1	30	30.0	0
10/20/07	at LSU		DID NOT PLAY		
10/27/07	OLE MISS		DID NOT PLAY		
11/3/07	TENNESSEE TECH	3	42	14.0	2
11/10/07	at Georgia	1	14	14.0	0
11/24/07	ALABAMA	0	0	0.0	0
12/31/07	vs. Clemson (Chick-fil-A)	5	39	7.8	0

DATE	OPPONENT	REC	YDS	AVG	TD
8/30/08	LOUISIANA-MONROE	0	0	0.0	0
9/6/08	SOUTHERN MISS	2	21	10.0	0
9/13/08	* MISSISSIPPI STATE	3	37	12.3	0
9/20/08	LSU				
9/27/08	TENNESSEE				
10/4/08	at Vanderbilt				
10/11/08	ARKANSAS				
10/23/08	at West Virginia				
11/1/08	at Ole Miss				
11/8/08	TENNESSEE-MARTIN				
11/15/08	GEORGIA				
11/29/08	at Alabama				



CLINTON DURST #97
6-2 · 190 · RFr. · RS
Destin, Fla. (Ft. Walton Beach)
Marketing

SPRING 2008 — Named Special Teams MVP of A-Day game after averaging 48.3 yards on three punts with a long punt of 55 yards.

2008 — Punted seven times in season opener vs. Louisiana-Monroe, marking his first game of organized football ... Averaged 43.4 yards per kick vs. ULM with a long of 58 and four punts pinned inside the 20-yard line ... Punted five times for 44.2 ypk average with a long of 53 yards vs. Southern Miss ... Punted a career-high seven times for a 43.6 ypk average vs. Mississippi State ... Had three punts inside the 20-yard line and one touchback vs. MSU ... Currently fourth in SEC with 43.7 ypp average.

DURST'S CAREER PUNTING STATS

YEAR	G	NO	YDS	AVG	IN20	LPI/OPPONENT
2008	3	19	830	43.7	7	58/Louisiana-Monroe



BART EDDINS #53
6-4 · 287 · So. · 1L
Montgomery, Ala. (Trinity Presbyterian)
Pre-Business

2008 — Saw limited action in season opener vs. Louisiana-Monroe, grading 89 percent on 16 snaps ... Logged limited snaps vs. Southern Miss.



ZAC ETHERIDGE #4
5-11 · 210 · So. · 1L
Troy, Ala. (Charles Henderson)
Public Administration

2008 — Started season opener vs. Louisiana-Monroe and recorded three tackles, two solo ... Snagged first career interception, coming in fourth quarter vs. Southern Miss ... Also had five tackles, two solo, vs. Golden Eagles ... Broke up one pass and had one solo tackle vs. Mississippi State.

ETHERIDGE'S CAREER DEFENSIVE STATS

YEAR	G/GS	TT	UT	AT	TFL-YDS	QBS-YDS	FF/FR	PD	INT-YDS
2006	3/0	0	0	0	0.0-0	0.0-0	0/0	0	0-0
2007	12/12	65	39	26	1.5-7	0.5-6	2/1	5	0-0
2008	3/3	9	5	4	0.0-0	0.0-0	0/0	1	1-0
Totals	18/15	74	44	30	1.5-7	0.5-6	2/1	6	1-0

ETHERIDGE'S CAREER GAME HIGH STATS

	No.	Opponent	Date
Tackles	8	2x (last vs. Clemson)	12/31/07
Interceptions	1	vs. Southern Miss	9/06/08

ETHERIDGE'S GAME-BY-GAME STATS

DATE	OPPONENT	TT	UT	AT	PD	INT-YDS
9/1/07	* KANSAS STATE	8	6	2	1	0-0
9/8/07	* SOUTH FLORIDA	6	3	3	1	0-0
9/15/07	* MISSISSIPPI STATE	4	1	3	0	0-0
9/22/07	* NEW MEXICO STATE	5	4	1	1	0-0
9/29/07	* at Florida	6	3	3	0	0-0
10/6/07	* VANDERBILT	4	2	2	0	0-0
10/13/07	* at Arkansas	3	1	2	1	0-0
10/20/07	* at LSU	6	5	1	0	0-0
10/27/07	* OLE MISS	4	2	2	0	0-0
11/3/07	TENNESSEE TECH					
11/10/07	* at Georgia	5	3	2	1	0-0
11/24/07	* ALABAMA	6	3	3	0	0-0
12/31/07	vs. Clemson (Chick-fil-A)	8	6	2	0	0-0

DATE	OPPONENT	TT	UT	AT	PD	INT-YDS
8/30/08	* LOUISIANA-MONROE	3	2	1	0	0-0
9/6/08	* SOUTHERN MISS	5	2	3	0	1-0
9/13/08	* MISSISSIPPI STATE	1	1	0	1	0-0
9/20/08	LSU					
9/27/08	TENNESSEE					
10/4/08	at Vanderbilt					
10/11/08	ARKANSAS					
10/23/08	at West Virginia					
11/1/08	at Ole Miss					
11/8/08	TENNESSEE-MARTIN					
11/15/08	GEORGIA					
11/29/08	at Alabama					

2008 Auburn Football Player Sketches



CHRIS #59
EVANS LB
 6-0 · 220 · Sr. · 3L
 Prichard, Ala. (Blount)
 Business (Information Systems)

SPRING 2008 — Named the Most Improved Linebacker by the coaching staff following spring drills.

2008 — Had two pass break-ups to go along with three total tackles, two solo, in season opener vs. Louisiana-Monroe ... Against Southern Miss, had one pass break-up and four tackles ... Registered three solo tackles in win at Mississippi State in first start of season ... Has at least one tackle in 16 straight games.

EVANS' CAREER DEFENSIVE STATS

YEAR	G/GS	TT	UT	AT	TFL-YDS	QBS-YDS	FF/FR	PD	I/YDS
2005	10/0	13	7	6	0.5-2	0.0-0	0/0	0	0/0
2006	8/0	2	1	1	0.0-0	0.0-0	0/0	0	0/0
2007	13/9	64	36	28	0.5-2	0.0-0	0/0	5	1/19
2008	3/1	10	6	4	0.0-0	0.0-0	0/0	3	0/0
Totals	34/10	89	50	39	1.0-4	0.0-0	0/0	8	1/19

EVAN'S CAREER GAME HIGH STATS

No.	Opponent	Date
Tackles	8	Kansas State
		9/1/07

EVANS' GAME-BY-GAME STATS

DATE	OPPONENT	TT	UT	AT	TFL-YDS	INT-YDS
9/3/05	GEORGIA TECH				DID NOT PLAY	
9/10/05	MISSISSIPPI STATE	3	3	0	0.0-0	0-0
9/17/05	BALL STATE	1	1	0	0.0-0	0-0
9/24/05	W. KENTUCKY	3	2	1	0.0-0	0-0
10/1/05	SOUTH CAROLINA	4	1	3	0.0-0	0-0
10/15/05	at Arkansas	0	0	0	0.0-0	0-0
10/22/05	at LSU				DID NOT PLAY	
10/29/05	OLE MISS	0	0	0	0.0-0	0-0
11/5/05	at Kentucky	0	0	0	0.0-0	0-0
11/12/05	at Georgia	2	0	2	0.5-2	0-0
11/19/05	ALABAMA	0	0	0	0.0-0	0-0
1/2/06	vs. Wisconsin (Capital One)	0	0	0	0.0-0	0-0

DATE	OPPONENT	TT	UT	AT	TFL-YDS	INT-YDS
9/2/06	WASHINGTON STATE	0	0	0	0.0-0	0-0
9/9/06	at Mississippi State	0	0	0	0.0-0	0-0
9/16/06	LSU				DID NOT PLAY	
9/23/06	BUFFALO	0	0	0	0.0-0	0-0
9/28/06	at South Carolina				DID NOT PLAY	
10/7/06	ARKANSAS				DID NOT PLAY	
10/14/06	FLORIDA				DID NOT PLAY	
10/21/06	TULANE	0	0	0	0.0-0	0-0
10/28/06	at Ole Miss	0	0	0	0.0-0	0-0
11/4/06	ARKANSAS STATE	2	1	1	0.0-0	0-0
11/11/06	GEORGIA				DID NOT PLAY	
11/18/06	at Alabama	0	0	0	0.0-0	0-0
1/1/07	vs. Nebraska (Cotton)	0	0	0	0.0-0	0-0

DATE	OPPONENT	TT	UT	AT	TFL-YDS	INT-YDS
9/1/07	KANSAS STATE	1	1	0	0.5-2	1-19
9/8/07	* SOUTH FLORIDA	14	5	9	0.0-0	0-0
9/15/07	* MISSISSIPPI STATE	8	4	4	0.0-0	0-0
9/22/07	* NEW MEXICO STATE	2	1	1	0.0-0	0-0
9/29/07	at Florida	4	3	1	0.0-0	0-0
10/6/07	* VANDERBILT	6	4	2	0.0-0	0-0
10/13/07	* at Arkansas	5	3	2	0.0-0	0-0
10/20/07	* at LSU	7	4	3	0.0-0	0-0
10/27/07	* OLE MISS	6	3	3	0.0-0	0-0
11/3/07	* TENNESSEE TECH	5	3	2	0.0-0	0-0
11/10/07	* at Georgia	1	0	1	0.0-0	0-0
11/24/07	ALABAMA	4	4	0	0.0-0	0-0
12/31/07	vs. Clemson (Chick-fil-A)	1	1	0	0.0-0	0-0

DATE	OPPONENT	TT	UT	AT	PD	INT-YDS
8/30/08	LOUISIANA-MONROE	3	2	1	2	0-0
9/6/08	SOUTHERN MISS	4	1	3	1	0-0
9/13/08	* MISSISSIPPI STATE	3	3	0	0	0-0
9/20/08	LSU					
9/27/08	TENNESSEE					
10/4/08	at Vanderbilt					
10/11/08	ARKANSAS					
10/23/08	at West Virginia					
11/1/08	at Ole Miss					
11/8/08	TENNESSEE-MARTIN					
11/15/08	GEORGIA					
11/29/08	at Alabama					



MARIO #27
FANNIN WR
 5-11 · 222 · So. · 1L
 Hampton, Ga. (Lovejoy)
 Undecided

2008 — Saw limited action in season opener vs. Louisiana-Monroe after shoulder surgery during the summer ... Had two carries for 21 yards vs. Warhawks ... Caught three passes for 22 yards (long of 18) against Southern Miss ... Started first game of season and rushed one time for 12 yards and had one catch for 2 yards at Mississippi State.

FANNIN'S CAREER RUSHING STATS

YEAR	G/GS	NO	YDS	AVG	TD	LP/OPPONENT
2006	3/0	0	0	0.0	0	--
2007	13/2	84	448	5.3	5	67/New Mexico State
2008	3/0	4	36	9.0	0	19/Louisiana-Monroe
Totals	19/2	88	484	5.5	5	67/New Mexico State

FANNIN'S CAREER KOR STATS

YEAR	G	NO	YDS	AVG	TD	LP/OPPONENT
2006	3	0	0	0.0	0	--
2007	13	19	399	21.0	0	40/Mississippi State
2008	3	1	24	24.0	0	24/Southern Miss
Totals	19	20	423	21.2	0	40/Mississippi State

FANNIN'S CAREER RECEIVING STATS

YEAR	G/GS	NO	YDS	AVG	TD	LP/OPPONENT
2006	3/0	0	0	0.0	0	--
2007	13/2	18	176	9.8	2	22/Clemson
2008	3/0	5	24	4.8	0	18/Southern Miss
Totals	19/2	23	200	8.7	2	22/Clemson

FANNIN'S CAREER GAME HIGH STATS

	No.	Opponent	Date
Rush Attempts	15	New Mexico State	9/22/07
Rush Yards	103	New Mexico State	9/22/07
Rush TDs	3	New Mexico State	9/22/07
Receptions	5	Clemson	12/31/07
Rec. Yards	53	Clemson	12/31/07
Kickoff Returns	5	Mississippi State	9/15/07
Kick Ret. Yds.	110	Mississippi State	9/15/07

2008 Auburn Football Player Sketches

FANNIN'S GAME-BY-GAME RUSHING STATS

DATE	OPPONENT	ATT	YDS	Avg.	TD	TD Runs
9/1/07	KANSAS STATE	0	0	0.0	0	---
9/8/07	SOUTH FLORIDA	14	62	4.4	1	4
9/15/07	MISSISSIPPI STATE	7	40	5.7	0	---
9/22/07	NEW MEXICO STATE	15	103	6.9	3	1, 5, 67
9/29/07	at Florida	13	62	4.8	0	---
10/6/07	* VANDERBILT	11	54	4.9	1	22
10/13/07	at Arkansas	3	9	3.0	0	---
10/20/07	at LSU	0	0	0.0	0	---
10/27/07	OLE MISS	4	48	12.0	0	---
11/3/07	TENNESSEE TECH	14	52	3.7	0	---
11/10/07	at Georgia	0	0	0.0	0	---
11/24/07	ALABAMA	0	0	0.0	0	---
12/31/07	* vs. Clemson (Chick-fil-A)	3	18	6.0	0	---

DATE	OPPONENT	ATT	YDS	Avg.	TD	TD Runs
8/30/08	LOUISIANA-MONROE	2	21	10.5	0	---
9/6/08	SOUTHERN MISS	1	3	3.0	0	---
9/13/08	* MISSISSIPPI STATE	1	12	12.0	0	---
9/20/08	LSU					
9/27/08	TENNESSEE					
10/4/08	at Vanderbilt					
10/11/08	ARKANSAS					
10/23/08	at West Virginia					
11/1/08	at Ole Miss					
11/8/08	TENNESSEE-MARTIN					
11/15/08	GEORGIA					
11/29/08	at Alabama					

GOGGAN'S GAME-BY-GAME STATS

DATE	OPPONENT	TT	UT	AT	TFL-YDS	QBS-YDS
9/1/07	KANSAS STATE	0	0	0	0.0-0	0.0-0
9/8/07	SOUTH FLORIDA	1	1	0	0.0-0	0.0-0
9/15/07	MISSISSIPPI STATE	0	0	0	0.0-0	0.0-0
9/22/07	NEW MEXICO STATE	0	0	0	0.0-0	0.0-0
9/29/07	at Florida	1	0	1	0.0-0	0.0-0
10/6/07	VANDERBILT	4	2	2	2.0-3	1.0-2
10/13/07	at Arkansas	0	0	0	0.0-0	0.0-0
10/20/07	at LSU	0	0	0	0.0-0	0.0-0
10/27/07	OLE MISS	1	0	1	0.0-0	0.0-0
11/3/07	TENNESSEE TECH	1	1	0	0.0-0	0.0-0
11/10/07	at Georgia	1	0	1	0.0-0	0.0-0
11/24/07	ALABAMA	0	0	0	0.0-0	0.0-0
12/31/07	vs. Clemson (Chick-fil-A)	0	0	0	0.0-0	0.0-0

DATE	OPPONENT	TT	UT	AT	TFL-YDS	QBS-YDS
8/30/08	* LOUISIANA-MONROE	2	1	1	0.0-0	0.0-0
9/6/08	* SOUTHERN MISS	4	4	0	1.0-2	0.0-0
9/13/08	* MISSISSIPPI STATE	3	2	1	1.0-3	0.0-0
9/20/08	LSU					
9/27/08	TENNESSEE					
10/4/08	at Vanderbilt					
10/11/08	ARKANSAS					
10/23/08	at West Virginia					
11/1/08	at Ole Miss					
11/8/08	TENNESSEE-MARTIN					
11/15/08	GEORGIA					
11/29/08	at Alabama					



MICHAEL #49
GOGGANS DE
 6-3 · 252 · So. · 1L
 Alexander City, Ala. (Benjamin Russell)
 Undecided



TYRONNE #71
GREEN OL
 6-2 · 309 · Sr. · 3L
 Pensacola, Fla. (Woodham)
 Criminology

SPRING 2008 — Named the Most Improved Defensive Lineman by the coaching staff following spring drills.

2008 — Earned first career start in season opener vs. Louisiana-Monroe ... Recovered forced fumble (Antonio Coleman) and returned it 9 yards for first touchdown of game ... Registered two tackles vs. Warhawks ... Against Southern Miss, had four solo tackles with a TFL (minus 2 yards) and a QB hurry ... Recorded three tackles, including one TFL for minus 3 yards and one QB hurry in win at Mississippi State.

GOGGAN'S CAREER DEFENSIVE STATS

YEAR	G/GS	TT	UT	AT	TFL-YDS	QBS-YDS	FF/FR	PD	I/YDS
2007	13/0	9	4	5	2.0-3	1.0-2	0/1	0	0-0
2008	3/3	9	7	2	8.0-5	0.0-0	0/1	0	0-0
Totals	16/3	18	11	7	4.0-8	1.0-2	0/2	0	0-0

GOGGAN'S CAREER GAME HIGH STATS

	No.	Opponent	Date
Tackles	4	Vanderbilt	10/6/07
Tackles for loss	2.0	Vanderbilt	10/6/07
Sacks	1.0	Vanderbilt	10/6/07

CAREER — Played in 33 career games, including 16 starts.

2008 — *Second Team Preseason Coaches' All-SEC ... Second Team Preseason Media All-SEC ... Lindy's Preseason Second Team All-American ... Athlon Sports Preseason Second Team All-SEC ...* Started season opener vs. Louisiana-Monroe, grading at 87 percent overall on 56 snaps ... Had nine rodeo blocks vs. ULM ... Graded at 91 percent overall on 71 snaps vs. Southern Miss with 10 rodeo blocks, four pancake blocks and three cockroach blocks ... Led Tigers with 92 percent overall grade on 75 snaps vs. Mississippi State ... Had 14 rodeo, two pancake and two cockroach blocks vs. MSU ... Has four cockroach blocks, six pancake blocks and 33 rodeo blocks for the season.



COURTNEY #56
HARDEN LB
 6-0 · 235 · Sr. · 3L
 Leighton, Ala. (Colbert County)
 Criminology

2008 — Broke up one pass and recorded four tackles in season opener vs. Louisiana-Monroe ... Had one assisted tackle vs. Southern Miss.

HARDEN'S CAREER DEFENSIVE STATS

YEAR	G/GS	TT	UT	AT	TFL-YDS	QBS-YDS	FF/FR	PD	I/YDS
2005	9/0	6	3	3	0.0-0	0.0-0	0/1	1	0-0
2006	13/0	5	1	4	0.0-0	0.0-0	0/0	0	0-0
2007	12/0	15	8	7	0.0-0	0.0-0	0/0	0	0-0
2008	3/0	5	4	1	0.0-0	0.0-0	0/0	1	0/0
Totals	37/0	31	16	15	0.0-0	0.0-0	0/1	2	0/0

2008 Auburn Football Player Sketches

HARDEN'S CAREER GAME HIGH STATS

No.	Opponent	Date
Tackles	6	New Mexico State 9/22/07

HARDEN'S GAME-BY-GAME STATS

DATE	OPPONENT	TT	UT	AT	TFL-YDS	INT-YDS
9/1/07	KANSAS STATE	0	0	0	0.0-0	0-0
9/8/07	SOUTH FLORIDA	1	0	1	0.0-0	0-0
9/15/07	MISSISSIPPI STATE	5	3	2	0.0-0	0-0
9/22/07	NEW MEXICO STATE	6	4	2	0.0-0	0-0
9/29/07	at Florida	0	0	0	0.0-0	0-0
10/6/07	VANDERBILT	2	0	2	0.0-0	0-0
10/13/07	at Arkansas	0	0	0	0.0-0	0-0
10/20/07	at LSU	0	0	0	0.0-0	0-0
10/27/07	OLE MISS	0	0	0	0.0-0	0-0
11/3/07	TENNESSEE TECH	1	1	0	0.0-0	0-0
11/10/07	at Georgia	DID NOT PLAY				
11/24/07	ALABAMA	0	0	0	0.0-0	0-0
12/31/07	vs. Clemson (Chick-fil-A)	0	0	0	0.0-0	0-0

DATE	OPPONENT	TT	UT	AT	TFL-YDS	INT-YDS
8/30/08	LOUISIANA-MONROE	4	0	4	0.0-0	0-0
9/6/08	SOUTHERN MISS	1	0	1	0.0-0	0-0
9/13/08	MISSISSIPPI STATE	0	0	0	0.0-0	0-0
9/20/08	LSU					
9/27/08	TENNESSEE					
10/4/08	at Vanderbilt					
10/11/08	ARKANSAS					
10/23/08	at West Virginia					
11/1/08	at Ole Miss					
11/8/08	TENNESSEE-MARTIN					
11/15/08	GEORGIA					
11/29/08	at Alabama					



TIM HAWTHORNE #13
WR
6-3 · 208 · So. · 1L
Homewood, Ala. (Homewood)
Pre-Business

2008 — Played, but did not catch a pass against Louisiana-Monroe and Southern Miss ... Saw limited action in SEC opener vs. Mississippi State.

HAWTHORNE'S CAREER RECEIVING STATS

YEAR	G/GS	NO	YDS	AVG	TD	LP/OPPONENT
2007	13/3	4	47	11.8	0	8/New Mexico State
2008	3/0	0	0	0.0	0	NA
Totals	16/3	4	47	11.8	0	8/New Mexico State

HAWTHORNE'S CAREER GAME HIGH STATS

No.	Opponent	Date
Receptions	1	4x (last vs. Clemson) 12/31/07
Rec. Yards	19	Tennessee Tech 11/3/07

HAWTHORNE'S GAME-BY-GAME STATS

DATE	OPPONENT	REC	YDS	AVG	TD
9/1/07	KANSAS STATE	0	0	0.0	0
9/8/07	SOUTH FLORIDA	0	0	0.0	0
9/15/07	* MISSISSIPPI STATE	0	0	0.0	0
9/22/07	NEW MEXICO STATE	1	4	4.0	0
9/29/07	at Florida	0	0	0.0	0
10/6/07	* VANDERBILT	1	12	12.0	0
10/13/07	at Arkansas	0	0	0.0	0
10/20/07	at LSU	0	0	0.0	0
10/27/07	OLE MISS	0	0	0.0	0
11/3/07	* TENNESSEE TECH	1	19	19.0	0
11/10/07	at Georgia	0	0	0.0	0
11/24/07	ALABAMA	0	0	0.0	0
12/31/07	vs. Clemson (Chick-fil-A)	1	12	12.0	0

DATE	OPPONENT	REC	YDS	AVG	TD
8/30/08	LOUISIANA-MONROE	0	0	0.0	0
9/6/08	SOUTHERN MISS	0	0	0.0	0
9/13/08	MISSISSIPPI STATE	0	0	0.0	0
9/20/08	LSU				
9/27/08	TENNESSEE				
10/4/08	at Vanderbilt				
10/11/08	ARKANSAS				
10/23/08	at West Virginia				
11/1/08	at Ole Miss				
11/8/08	TENNESSEE-MARTIN				
11/15/08	GEORGIA				
11/29/08	at Alabama				



ADAM HERRING #31
LB
6-1 · 219 · RFr. · RS
Springdale, Ark. (Shiloh Christian)
Undecided

2008 — Played but did not record a tackle in season opener vs. Louisiana-Monroe ... Saw playing time vs. Southern Miss and in SEC opener vs. Mississippi State.



D'ANTOINE HOOD #25
DB
5-10 · 184 · Fr. · HS
Phenix City, Ala. (Central-Phenix HS)
Undecided

2008 — Recorded three tackles, one solo, in season opener vs. Louisiana-Monroe ... Had one solo tackle vs. Southern Miss ... Played, but did not record a tackle vs. Mississippi State.

HOOD'S CAREER DEFENSIVE STATS

YEAR	G/GS	TT	UT	AT	TFL-YDS	QBS-YDS	FF/FR	PD	INT-YDS
2008	3/0	4	2	2	0.0-0	0.0-0	0/0	0	0-0

HOOD'S GAME-BY-GAME STATS

DATE	OPPONENT	TT	UT	AT	PD	INT-YDS
8/30/08	LOUISIANA-MONROE	3	1	2	0	0-0
9/6/08	SOUTHERN MISS	1	1	0	0	0-0
9/13/08	MISSISSIPPI STATE	0	0	0	0	0-0
9/20/08	LSU					
9/27/08	TENNESSEE					
10/4/08	at Vanderbilt					
10/11/08	ARKANSAS					
10/23/08	at West Virginia					
11/1/08	at Ole Miss					
11/8/08	TENNESSEE-MARTIN					
11/15/08	GEORGIA					
11/29/08	at Alabama					

2008 Auburn Football Player Sketches



MORGAN HULL #37 K
 6-2 · 192 · So. · SQ
 Decatur, Ala. (Austin)
 Biomedical Science

2008 — Had three kickoffs in season opener vs. Louisiana-Monroe ... Averaged 68.0 yards per kickoff with one touchback vs. ULM ... Kicked off four times with a 65.0 ypk average and one touchback against Southern Miss.



BYRON ISOM #57 OL
 6-3 · 294 · So. · 1L
 Jonesboro, Ga. (Lovejoy)
 Undecided

SPRING 2008 — Named the Most Improved Lineman by the coaching staff following spring drills.

2008 — Earned first career start in season opener vs. Louisiana-Monroe, grading at 87 percent overall on 59 snaps ... Graded 83 percent overall on 76 snaps vs. Southern Miss with 10 rodeo blocks ... Played 75 snaps, grading overall at 88 percent vs. Mississippi State ... Had 11 rodeo, 4.5 pancake and three cockroach blocks vs. MSU ... Has seven cockroach blocks, 6.5 pancake blocks and 26 rodeo blocks this season.



MERRILL JOHNSON #55 LB
 6-0 · 206 · Sr. · 3L
 Butler, Ala. (Choctaw County)
 Criminology

2008 — Started season opener vs. Louisiana-Monroe and registered three solo tackles with one sack (minus 6 yards) and one forced fumble (first of career) ... Tied for second on team with six tackles vs. Southern Miss ... Had career-high 2.0 TFLs for minus 6 yards in road win vs. Mississippi State ... Also had one QB hurry vs. MSU.

JOHNSON'S CAREER DEFENSIVE STATS

YEAR	G/GS	TT	UT	AT	TFL-YDS	QBS-YDS	FF/FR	PD	I/YDS
2005	11/0	21	11	10	1.0-1	0.0-0	0/0	0	0/0
2006	13/6	35	20	15	3.0-17	1.0-10	0/0	0	0/0
2007	9/4	19	10	9	0.0-0	0.0-0	0/0	0	0/0
2008	3/2	11	7	4	3.0-12	1.0-6	1/0	0	0/0
Totals	36/12	86	48	38	7.0-30	2.0-16	1/0	0	0/0

JOHNSON'S CAREER GAME HIGH STATS

	No.	Opponent	Date
Tackles	9	Ball State	9/17/05
Tackles for loss	2.0	Mississippi State	9/13/08
Sacks	1.0	2x (last vs. ULM)	8/30/08

JOHNSON'S GAME-BY-GAME STATS

DATE	OPPONENT	TT	UT	AT	TFL-YDS	INT-YDS
9/3/05	GEORGIA TECH					
9/10/05	MISSISSIPPI STATE	0	0	0	0.0-0	0-0
9/17/05	BALL STATE	9	7	2	1.0-1	0-0
9/24/05	W. KENTUCKY	4	1	3	0.0-0	0-0
10/1/05	SOUTH CAROLINA	3	0	3	0.0-0	0-0
10/15/05	at Arkansas	0	0	0	0.0-0	0-0
10/22/05	at LSU	0	0	0	0.0-0	0-0
10/29/05	OLE MISS	3	1	2	0.0-0	0-0
11/5/05	at Kentucky	1	1	0	0.0-0	0-0
11/12/05	at Georgia	1	1	0	0.0-0	0-0
11/19/05	ALABAMA	0	0	0	0.0-0	0-0
1/2/06	vs. Wisconsin (Capital One)	0	0	0	0.0-0	0-0

DATE	OPPONENT	TT	UT	AT	TFL-YDS	INT-YDS
9/2/06	WASHINGTON STATE	4	3	1	0.0-0	0-0
9/9/06	at Mississippi State	5	4	1	0.0-0	0-0
9/16/06	* LSU	5	3	2	1.0-4	0-0
9/23/06	* BUFFALO	7	4	3	1.0-3	0-0
9/28/06	* at South Carolina	2	1	1	0.0-0	0-0
10/7/06	* ARKANSAS	0	0	0	0.0-0	0-0
10/14/06	FLORIDA	0	0	0	0.0-0	0-0
10/21/06	TULANE	2	0	2	0.0-0	0-0
10/28/06	* at Ole Miss	1	0	1	0.0-0	0-0
11/4/06	ARKANSAS STATE	6	2	4	1.0-10	0-0
11/11/06	GEORGIA	0	0	0	0.0-0	0-0
11/18/06	at Alabama	0	0	0	0.0-0	0-0
1/1/07	* vs. Nebraska (Cotton)	3	3	0	0.0-0	0-0

DATE	OPPONENT	TT	UT	AT	TFL-YDS	INT-YDS
9/1/07	* KANSAS STATE	2	1	1	0.0-0	0-0
9/8/07	* SOUTH FLORIDA	3	0	3	0.0-0	0-0
9/15/07	MISSISSIPPI STATE				DID NOT PLAY	
9/22/07	NEW MEXICO STATE				DID NOT PLAY	
9/29/07	at Florida				DID NOT PLAY	
10/6/07	VANDERBILT				DID NOT PLAY	
10/13/07	at Arkansas	0	0	0	0.0-0	0-0
10/20/07	at LSU	0	0	0	0.0-0	0-0
10/27/07	OLE MISS	1	1	0	0.0-0	0-0
11/3/07	TENNESSEE TECH	5	4	1	0.0-0	0-0
11/10/07	at Georgia	3	3	0	0.0-0	0-0
11/24/07	* ALABAMA	3	0	3	0.0-0	0-0
12/31/07	* vs. Clemson (Chick-fil-A)	2	1	1	0.0-0	0-0

DATE	OPPONENT	TT	UT	AT	TFL-YDS	INT-YDS
8/30/08	* LOUISIANA-MONROE	3	3	0	1.0-6	0-0
9/6/08	* SOUTHERN MISS	6	2	4	0.0-0	0-0
9/13/08	MISSISSIPPI STATE	2	2	0	2.0-6	0-0
9/20/08	LSU					
9/27/08	TENNESSEE					
10/4/08	at Vanderbilt					
10/11/08	ARKANSAS					
10/23/08	at West Virginia					
11/1/08	at Ole Miss					
11/8/08	TENNESSEE-MARTIN					
11/15/08	GEORGIA					
11/29/08	at Alabama					



BRAD LESTER #1 RB
 5-11 · 187 · Sr. · 3L
 Lilburn, Ga. (Parkview)
 Adult Education

CAREER — Tied for ninth in AU history with 18 rushing touchdowns ... Needs five rushing TD's to move into tie for eighth with Reggie Ware (1984-87) with 23 ... Is 21st all-time at Auburn in career rushing yards with 1,548 ... Is 25 yards shy of tying Ben Tate (2007-present) for 20th in career rushing yards with 1,573 and 71 yards shy of tying Curtis Kuykendall for 19th with 1,619 yards.

2008 — Started and rushed 14 times for 52 yards with one touchdown in season

2008 Auburn Football Player Sketches

opener vs. Louisiana-Monroe ... TD came on 3-yard run in third quarter ... Rushed 12 times for 45 yards against Southern Miss ... Also had two catches for 13 yards vs. USM ... Rushed nine times for 51 yards vs. Mississippi State before leaving due to injury.

LESTER'S CAREER RUSHING STATS

YEAR	G/GS	NO	YDS	AVG	TD	LP/OPPONENT
2004	3/0	10	21	2.1	0	11/The Citadel
2005	8/1	52	339	6.5	5	70/Ball State
2006	12/2	104	510	4.9	9	33/Florida
2007	7/5	125	530	4.2	3	17/Vanderbilt
2008	3/3	35	148	4.2	1	15/Mississippi State
Totals	33/11	326	1548	4.7	18	70/Ball State

LESTER'S CAREER KOR STATS

YEAR	G	NO	YDS	AVG	TD	LP/OPPONENT
2004	3/0	3	75	25.0	0	32/Mississippi State
2005	8/1	4	196	49.0	1	93/Ball State
2006	12/2	6	158	26.3	0	68/Arkansas
2007	7/5	6	96	16.0	0	22/Arkansas
2008	3/3	0	0	0.0	0	--
Totals	33/11	19	525	27.6	1	93/Ball State

LESTER'S CAREER RECEIVING STATS

YEAR	G/GS	NO	YDS	AVG	TD	LP/OPPONENT
2004	3/0	0	0	0.0	0	--
2005	8/1	3	52	17.3	1	38/Western Kentucky
2006	12/2	6	87	14.5	1	36/Tulane
2007	7/5	10	82	8.2	0	18/LSU
2008	3/3	4	19	4.8	0	13/Southern Miss
Totals	33/11	23	240	10.4	2	38/Western Kentucky

LESTER'S CAREER GAME HIGH STATS

	No.	Opponent	Date
Rush Attempts	23	Ole Miss	10/27/07
Rush Yards	98	Alabama	11/24/07
Rush TDs	2	5x (last vs. Vanderbilt)	10/6/07
Receptions	5	LSU	10/20/07
Rec. Yards	56	LSU	10/20/07
Rec. TDs	1	2x (last vs. Washington State)	9/2/06
Kickoff Returns	3	Arkansas	10/7/06
Kick Ret. Yds.	100	Arkansas	10/7/06


LESTER'S GAME-BY-GAME RUSHING STATS

DATE	OPPONENT	ATT	YDS	AVG.	TD	TD Runs
9/3/05	GEORGIA TECH	0	0	0.0	0	--
9/10/05	MISSISSIPPI STATE	6	34	5.7	1	6
9/17/05	BALL STATE	7	91	13.0	2	1, 3
9/24/05	W. KENTUCKY	10	64	6.4	0	--
10/1/05	SOUTH CAROLINA	13	53	4.1	2	1, 4
10/15/05	* at Arkansas	7	32	4.6	0	--
10/22/05	at LSU					DID NOT PLAY
10/29/05	OLE MISS					DID NOT PLAY
11/5/05	at Kentucky					DID NOT PLAY
11/12/05	at Georgia	2	34	17.0	0	--
11/19/05	ALABAMA					DID NOT PLAY
1/2/06	vs. Wisconsin (Capital One)	7	31	4.4	0	--

DATE	OPPONENT	ATT	YDS	AVG.	TD	TD Runs
9/2/06	WASHINGTON STATE	6	37	6.2	1	12
9/9/06	at Mississippi State	5	40	8.0	2	2, 20
9/16/06	LSU	2	0	0.0	0	--
9/23/06	* BUFFALO	18	83	4.6	2	2, 4
9/28/06	at South Carolina	0	0	0.0	0	--
10/7/06	ARKANSAS	4	28	7.0	0	--
10/14/06	FLORIDA	17	94	5.5	0	--
10/21/06	* TULANE	6	23	3.8	1	2
10/28/06	at Ole Miss	14	49	3.5	1	6
11/4/06	ARKANSAS STATE	12	62	5.2	0	--
11/11/06	GEORGIA	5	40	8.0	1	21
11/18/06	at Alabama	15	54	3.6	1	12
1/1/07	vs. Nebraska (Cotton)					DID NOT PLAY

DATE	OPPONENT	ATT	YDS	AVG.	TD	TD Runs
9/1/07	KANSAS STATE					DID NOT PLAY
9/8/07	SOUTH FLORIDA					DID NOT PLAY
9/15/07	MISSISSIPPI STATE					DID NOT PLAY
9/22/07	NEW MEXICO STATE					DID NOT PLAY
9/29/07	at Florida					DID NOT PLAY
10/6/07	VANDERBILT	13	77	5.9	2	17, 5
10/13/07	* at Arkansas	21	89	4.2	0	--
10/20/07	* at LSU	16	68	4.2	0	--
10/27/07	* OLE MISS	23	96	4.2	1	1
11/3/07	TENNESSEE TECH					DID NOT PLAY
11/10/07	* at Georgia	16	45	2.8	0	--
11/24/07	* ALABAMA	22	98	4.5	0	--
12/31/07	vs. Clemson (Chick-fil-A)	14	57	4.1	0	--

DATE	OPPONENT	ATT	YDS	AVG.	TD	TD Runs
8/30/08	* LOUISIANA-MONROE	14	52	3.7	1	3
9/6/08	* SOUTHERN MISS	12	45	3.8	0	--
9/13/08	* MISSISSIPPI STATE	9	51	5.7	0	--
9/20/08	LSU					
9/27/08	TENNESSEE					
10/4/08	at Vanderbilt					
10/11/08	ARKANSAS					
10/23/08	at West Virginia					
11/1/08	at Ole Miss					
11/8/08	TENNESSEE-MARTIN					
11/15/08	GEORGIA					
11/29/08	at Alabama					



SEN'DERRICK MARKS #94
DL
 6-1 · 294 · Jr. · 2L
 Mobile, Ala. (Vigor)
 Rehabilitation Services

CAREER — Has made 29 consecutive starts, which is tied with Rodgeriquis Smith for the longest active streak on the team.

2008 — *Playboy Preseason All-America ... Lindy's Preseason First Team All-American ... Named to Outland Trophy and Nagurski watch lists ... Second Team Preseason Media All-SEC ... Second Team Preseason Coaches All-SEC ... Athlon Sports Preseason Third Team All-SEC ... Phil Steele's Preseason Third Team All-SEC ... Blue Ribbon College Football Yearbook Preseason All-SEC Team ... Started and registered two TFLs (minus 5 yards) for only two tackles of the game vs. Louisiana-Monroe ... Had a QB hurry and 1.5 TFLs (minus 5 yards) including four tackles vs. Southern Miss ... Had 1.0 TFL (minus 3 yards) to go with three total tackles vs. Mississippi State ... Currently leads the in SEC in TFLs per game (1.50).*

MARKS' CAREER DEFENSIVE STATS

YEAR	G/GS	TT	UT	AT	TFL-YDS	QBS-YDS	FF/FR	PD	I/YDS
2005	3/0	1	1	0	0.0-0	0.0-0	0/0	0	0/0
2006	13/13	38	26	12	11.0-32	3.5-13	1/3	2	0/0
2007	13/13	43	20	23	9.0-35	2.0-15	1/1	3	1/8
2008	3/3	9	7	2	4.5-13	0.0-0	0/0	0	0/0
Totals	32/29	91	54	37	24.5-80	5.5-28	2/4	5	1/8

MARKS' CAREER GAME HIGH STATS

	No.	Opponent	Date
Tackles	10	South Florida	9/1/07
Tackles for loss	2.5	2x (last vs. Southern Miss)	9/6/08
Sacks	1.5	Washington State	9/2/06


2008 Auburn Football Player Sketches

MARKS' GAME-BY-GAME STATS

DATE	OPPONENT	TT	UT	AT	TFL-YDS	QBS-YDS
9/2/06	* WASHINGTON STATE	3	2	1	1.5-2	1.5-2
9/9/06	* at Mississippi State	3	3	0	1.0-5	1.0-5
9/16/06	* LSU	2	1	1	0.5-1	0.0-0
9/23/06	* BUFFALO	3	2	1	1.0-6	1.0-6
9/28/06	* at South Carolina	3	3	0	1.0-3	0.0-0
10/7/06	* ARKANSAS	3	2	1	0.0-0	0.0-0
10/14/06	* FLORIDA	3	2	1	0.0-0	0.0-0
10/21/06	* TULANE	2	2	0	0.0-0	0.0-0
10/28/06	* at Ole Miss	2	1	1	1.5-3	0.0-0
11/4/06	* ARKANSAS STATE	0	0	0	0.0-0	0.0-0
11/11/06	* GEORGIA	4	2	2	1.0-3	0.0-0
11/18/06	* at Alabama	5	3	2	1.0-6	0.0-0
1/1/07	* vs. Nebraska (Cotton)	5	3	2	2.5-3	0.0-0

DATE	OPPONENT	TT	UT	AT	TFL-YDS	QBS-YDS
9/1/07	* KANSAS STATE	0	0	0	0.0-0	0.0-0
9/8/07	* SOUTH FLORIDA	10	3	7	0.5-1	0.0-0
9/15/07	* MISSISSIPPI STATE	5	3	2	1.0-1	0.0-0
9/22/07	* NEW MEXICO STATE	3	2	1	1.0-1	0.0-0
9/29/07	* at Florida	4	2	2	2.0-10	0.0-0
10/6/07	* VANDERBILT	2	0	2	0.5-3	0.0-0
10/13/07	* at Arkansas	2	1	1	0.0-0	0.0-0
10/20/07	* at LSU	5	4	1	2.0-13	1.0-11
10/27/07	* OLE MISS	2	1	1	0.0-0	0.0-0
11/3/07	* TENNESSEE TECH	1	0	1	0.0-0	0.0-0
11/10/07	* at Georgia	4	3	1	0.0-0	0.0-0
11/24/07	* ALABAMA	2	0	2	0.5-4	0.5-4
12/31/07	* vs. Clemson (Chick-fil-A)	3	1	2	1.5-2	0.5-0

DATE	OPPONENT	TT	UT	AT	TFL-YDS	QBS-YDS
8/30/08	* LOUISIANA-MONROE	2	2	0	2.0-5	0.0-0
9/6/08	* SOUTHERN MISS	4	3	1	1.5-5	0.0-0
9/13/08	* MISSISSIPPI STATE	3	2	1	1.0-3	0.0-0
9/20/08	LSU					
9/27/08	TENNESSEE					
10/4/08	at Vanderbilt					
10/11/08	ARKANSAS					
10/23/08	at West Virginia					
11/1/08	at Ole Miss					
11/8/08	TENNESSEE-MARTIN					
11/15/08	GEORGIA					
11/29/08	at Alabama					



#75


McCain **OT**

6-6 · 288 · Jr. · 2L

Birmingham, Ala. (Briarwood Christian)

Chemistry

2008 — Played 18 snaps in season opener vs. Louisiana-Monroe with one rodeo block ... Got in on six snaps vs. Southern Miss ... Saw limited action vs. Mississippi State.



#6

McFadden **DB**

6-0 · 178 · Jr. · 2L

Pompano Beach, Fla. (Ely)

Public Administration

SPRING 2008 — Named the Most Improved Defensive Back by the coaching staff following spring drills.

2008 — Earned first career start in season opener vs. Louisiana-Monroe ... Did not register a tackle vs. Warhawks ... Had one TFL (minus five yards), a pass break-up and

five tackles against Southern Miss ... Four of five tackles vs. USM were solo ... Intercepted first pass of season with less than three minutes remaining in game to seal victory at Mississippi State ... Also had four solo tackles vs. MSU.

McFADDEN'S CAREER DEFENSIVE STATS

YEAR	G/GS	TT	UT	AT	TFL-YDS	QBS-YDS	FF/FR	PD	INT-YDS
2006	11/0	2	2	0	0.0-0	0.0-0	0/0	0	0-0
2007	13/0	10	5	5	1.0-4	0.0-0	0/0	1	1-93
2008	3/3	9	8	1	1.0-5	0.0-0	0/0	2	1-0
Totals	27/3	21	15	6	2.0-9	0.0-0	0/0	3	2-93


McFADDEN'S CAREER GAME HIGH STATS

	No.	Opponent	Date
Tackles	5	Southern Miss	9/6/08
Interceptions	1	2x (last vs. Mississippi St.)	9/13/08

McFADDEN'S GAME-BY-GAME STATS

DATE	OPPONENT	TT	UT	AT	PD	INT-YDS
9/1/07	KANSAS STATE	1	0	1	0	0-0
9/8/07	SOUTH FLORIDA	0	0	0	0	0-0
9/15/07	MISSISSIPPI STATE	0	0	0	0	0-0
9/22/07	NEW MEXICO STATE	1	1	0	0	0-0
9/29/07	at Florida	0	0	0	0	0-0
10/6/07	VANDERBILT	2	1	1	0	0-0
10/13/07	at Arkansas	0	0	0	0	0-0
10/20/07	at LSU	1	1	0	0	0-0
10/27/07	OLE MISS	1	0	1	0	0-0
11/3/07	TENNESSEE TECH	0	0	0	0	1-93
11/10/07	at Georgia	0	0	0	0	0-0
11/24/07	ALABAMA	0	0	0	0	0-0
12/31/07	vs. Clemson (Chick-fil-A)	4	2	2	1	0-0

DATE	OPPONENT	TT	UT	AT	PD	INT-YDS
8/30/08	* LOUISIANA-MONROE	0	0	0	0	0-0
9/6/08	* SOUTHERN MISS	5	4	1	1	0-0
9/13/08	* MISSISSIPPI STATE	4	4	0	1	1-0
9/20/08	LSU					
9/27/08	TENNESSEE					
10/4/08	at Vanderbilt					
10/11/08	ARKANSAS					
10/23/08	at West Virginia					
11/1/08	at Ole Miss					
11/8/08	TENNESSEE-MARTIN					
11/15/08	GEORGIA					
11/29/08	at Alabama					



#83

McKenzie **DE**

6-4 · 254 · Jr. · 2L

Mobile, Ala. (Davidson)

Criminology

2008 — Switched from tight end to defensive end during preseason camp ... Registered two tackles, one solo, in season opener vs. Louisiana-Monroe ... Recorded two solo tackles against Southern Miss ... Had two tackles in win at Mississippi State.

McKENZIE'S CAREER DEFENSIVE STATS

YEAR	G/GS	TT	UT	AT	TFL-YDS	QBS-YDS	FF/FR	PD	IYDS
2008	3/0	6	4	2	0.0-0	0.0-0	0/0	0	0/0

McKENZIE'S CAREER RECEIVING STATS

YEAR	G/GS	NO	YDS	AVG	TD	LPI/OPPONENT
2006	13/0	13	137	10.5	1	25/South Carolina
2007	13/0	13	117	9.0	2	20/Kansas State
Totals	26/0	26	254	9.7	3	25/South Carolina

2008 Auburn Football Player Sketches

McKENZIE'S GAME-BY-GAME STATS

DATE	OPPONENT	TT	UT	AT	TFL-YDS	QBS-YDS
8/30/08	LOUISIANA-MONROE	2	1	1	0.0-0	0.0-0
9/6/08	SOUTHERN MISS	2	2	0	0.0-0	0.0-0
9/13/08	MISSISSIPPI STATE	2	1	1	0.0-0	0.0-0
9/20/08	LSU					
9/27/08	TENNESSEE					
10/4/08	at Vanderbilt					
10/11/08	ARKANSAS					
10/23/08	at West Virginia					
11/1/08	at Ole Miss					
11/8/08	TENNESSEE-MARTIN					
11/15/08	GEORGIA					
11/29/08	at Alabama					



JERRAUD

#8

POWERS

DB

5-9 · 191 · Jr. · 2L

Decatur, Ala. (Decatur)

Public Administration

2008 — Second Team Preseason Media All-SEC ... Second Team Preseason Coaches' All-SEC ... Athlon Sports Preseason Third Team All-SEC ... Started and finished tied for second most tackles on team in season opener vs. Louisiana-Monroe ... Had six stops, three solo, with one pass break-up ... Led team with career-high eight tackles, six solo, vs. Southern Miss ... Had one INT, first of season, and a QB hurry vs. USM ... Broke up one pass and had four solo tackles at Mississippi State ... Currently tied for 14th in SEC in tackles per game (7.0).

POWERS' CAREER DEFENSIVE STATS

YEAR	G/GS	TT	UT	AT	TFL-YDS	QBS-YDS	FF/FR	PD	I/YDS
2006	13/0	26	20	6	1.0-2	0.0-0	0/1	4	0/0
2007	13/13	63	47	16	4.0-9	0.0-0	0/1	8	4/35
2008	3/3	18	9	5	0.0-0	0.0-0	0/0	2	1/0
Totals	29/16	99	76	27	5.0-11	0.0-0	0/2	14	5/35

POWERS' CAREER GAME HIGH STATS

	No.	Opponent	Date
Tackles	8	Southern Miss	9/6/08
Interceptions	1	5x (last vs. Southern Miss)	9/6/08

POWERS' GAME-BY-GAME STATS

DATE	OPPONENT	TT	UT	AT	PD	INT-YDS
9/2/06	WASHINGTON STATE	1	1	0	0	0-0
9/9/06	at Mississippi State	1	1	0	0	0-0
9/16/06	LSU	4	4	0	0	0-0
9/23/06	BUFFALO	1	0	1	0	0-0
9/28/06	at South Carolina	4	3	1	1	0-0
10/7/06	ARKANSAS	0	0	0	0	0-0
10/14/06	FLORIDA	1	1	0	0	0-0
10/21/06	TULANE	4	3	1	1	0-0
10/28/06	at Ole Miss	1	1	0	0	0-0
11/4/06	ARKANSAS STATE	2	2	0	1	0-0
11/11/06	GEORGIA	3	1	2	0	0-0
11/18/06	at Alabama	3	3	0	0	0-0
1/1/07	vs. Nebraska (Cotton)	1	0	1	1	0-0

DATE	OPPONENT	TT	UT	AT	PD	INT-YDS
9/1/07	* KANSAS STATE	5	4	1	2	0-0
9/8/07	* SOUTH FLORIDA	6	5	1	0	0-0
9/15/07	* MISSISSIPPI STATE	5	2	3	1	0-0
9/22/07	* NEW MEXICO STATE	6	3	3	0	0-0
9/29/07	* at Florida	7	4	3	1	0-0
10/6/07	* VANDERBILT	0	0	0	0	0-0
10/13/07	* at Arkansas	4	4	0	0	1-3
10/20/07	* at LSU	6	5	1	0	0-0
10/27/07	* OLE MISS	3	2	1	0	0-0
11/3/07	* TENNESSEE TECH	5	5	0	0	1-12
11/10/07	* at Georgia	4	4	0	0	1-20
11/24/07	* ALABAMA	6	4	2	0	1-0
12/31/07	* vs. Clemson (Chick-fil-A)	6	5	1	1	0-0

DATE	OPPONENT	TT	UT	AT	PD	INT-YDS
8/30/08	* LOUISIANA-MONROE	6	3	3	1	0-0
9/6/08	* SOUTHERN MISS	8	6	2	0	1-0
9/13/08	* MISSISSIPPI STATE	4	4	0	1	0-0
9/20/08	LSU					
9/27/08	TENNESSEE					
10/4/08	at Vanderbilt					
10/11/08	ARKANSAS					
10/23/08	at West Virginia					
11/1/08	at Ole Miss					
11/8/08	TENNESSEE-MARTIN					
11/15/08	GEORGIA					
11/29/08	at Alabama					



MIKE

#26

McNEIL

S

6-2 · 201 · So. · 1L

Mobile, Ala. (W.P. Davidson)

Undecided

2008 — Made first career start in season opener vs. Louisiana-Monroe, but did not record a tackle ... Registered six tackles, two solo, against Southern Miss ... Recorded first career sack (minus 4 yards) in win at Mississippi State ... Finished with two solo tackles vs. MSU.

McNEIL'S CAREER DEFENSIVE STATS

YEAR	G/GS	TT	UT	AT	TFL-YDS	QBS-YDS	FF/FR	PD	I/YDS
2007	13/0	35	22	13	0.5-1	0.0-0	0/0	0	0/0
2008	3/3	8	4	4	1.0-4	1.0-4	0/0	0	0/0
Totals	16/3	43	26	17	1.5-5	1.0-4	0/0	0	0/0

McNEIL'S CAREER GAME HIGH STATS


	No.	Opponent	Date
Tackles	9	South Florida	9/8/07

McNEIL'S GAME-BY-GAME STATS

DATE	OPPONENT	TT	UT	AT	PD	INT-YDS
9/1/07	KANSAS STATE	1	0	1	0	0-0
9/8/07	SOUTH FLORIDA	9	4	5	0	0-0
9/15/07	MISSISSIPPI STATE	2	1	1	0	0-0
9/22/07	NEW MEXICO STATE	2	2	0	0	0-0
9/29/07	at Florida	3	3	0	0	0-0
10/6/07	VANDERBILT	4	2	2	0	0-0
10/13/07	at Arkansas	0	0	0	0	0-0
10/20/07	at LSU	5	3	2	0	0-0
10/27/07	OLE MISS	1	0	1	0	0-0
11/3/07	TENNESSEE TECH	6	4	2	0	0-0
11/10/07	at Georgia	0	0	0	0	0-0
11/24/07	ALABAMA	1	0	1	0	0-0
12/31/07	vs. Clemson (Chick-fil-A)	1	1	0	0	0-0


DATE	OPPONENT	TT	UT	AT	PD	INT-YDS
8/30/08	* LOUISIANA-MONROE	0	0	0	0	0-0
9/6/08	* SOUTHERN MISS	6	2	4	0	0-0
9/13/08	* MISSISSIPPI STATE	2	2	0	0	0-0
9/20/08	LSU					
9/27/08	TENNESSEE					
10/4/08	at Vanderbilt					
10/11/08	ARKANSAS					
10/23/08	at West Virginia					
11/1/08	at Ole Miss					
11/8/08	TENNESSEE-MARTIN					
11/15/08	GEORGIA					
11/29/08	at Alabama					

2008 Auburn Football Player Sketches




RYAN PUGH #50 OL
6-4 · 278 · So. · 1L
Hoover, Ala. (Hoover)
Undecided

2008 — Started in season opener vs. Louisiana-Monroe, grading at 88 percent on 74 snaps with three cockroach blocks, two pancake blocks and six rodeo blocks ... Graded at 89 percent overall on 76 snaps vs. Southern Miss ... Started at center and had 16 rodeo blocks, four cockroach blocks and one pancake blocks vs. USM ... Started second game at center, grading 88 percent overall on 75 snaps vs. Mississippi State ... Had 4.5 pancake blocks and 10 rodeo blocks vs. MSU ... Has 32 rodeo blocks, seven cockroach blocks and 7.5 pancake blocks for the season.



CHAZ RAMSEY #76 OL
6-4 · 282 · So. · 1L
Madison, Miss. (Madison)
Undecided

2008 — Phil Steele's Preseason Honorable Mention All-SEC ... Has not played due to back surgery.



JAKE RICKS #91 DL
6-4 · 300 · Jr. · 2L
Muscle Shoals, Ala. (Colbert County)
Criminology

2008 — Registered two tackles, including one tackle for loss (minus 4 yards) in season opener vs. Louisiana-Monroe ... Saw playing time vs. Southern Miss but did not record a tackle.

RICKS' CAREER DEFENSIVE STATS

YEAR	G/GS	TT	UT	AT	TFL-YDS	QBS-YDS	FF/FR	PD	I/YDS
2006	6/0	1	0	1	0.5-2	0.0-0	0/1	0	0/0
2007	13/0	8	5	3	2.0-3	0.0-0	0/0	0	0/0
2008	3/0	2	1	1	1.0-4	0.0-0	0/0	0	0/0
Totals	22/0	11	6	5	3.5-9	0.0-0	0/1	0	0/0


RICKS' CAREER GAME HIGH STATS

	No.	Opponent	Date
Tackles	2	3x (last vs. ULM)	8/30/08
Tackles for loss	1.0	3x (last vs. ULM)	8/30/08

RICKS' GAME-BY-GAME STATS


DATE	OPPONENT	TT	UT	AT	TFL-YDS	QBS-YDS
9/1/07	KANSAS STATE	0	0	0	0.0-0	0.0-0
9/8/07	SOUTH FLORIDA	0	0	0	0.0-0	0.0-0
9/15/07	MISSISSIPPI STATE	2	2	0	1.0-2	0.0-0
9/22/07	NEW MEXICO STATE	0	0	0	0.0-0	0.0-0
9/29/07	at Florida	0	0	0	0.0-0	0.0-0
10/6/07	VANDERBILT	0	0	0	0.0-0	0.0-0
10/13/07	at Arkansas	2	1	1	0.0-0	0.0-0
10/20/07	at LSU	1	0	1	0.0-0	0.0-0
10/27/07	OLE MISS	1	0	1	0.0-0	0.0-0
11/3/07	TENNESSEE TECH	1	0	1	0.0-0	0.0-0
11/10/07	at Georgia	1	1	0	1.0-1	0.0-0
11/24/07	ALABAMA	0	0	0	0.0-0	0.0-0
12/31/07	vs. Clemson (Chick-fil-A)	0	0	0	0.0-0	0.0-0

DATE	OPPONENT	TT	UT	AT	TFL-YDS	QBS-YDS
8/30/08	LOUISIANA-MONROE	2	1	1	1.0-4	0.0-0
9/6/08	SOUTHERN MISS	0	0	0	0.0-0	0.0-0
9/13/08	MISSISSIPPI STATE	0	0	0	0.0-0	0.0-0
9/20/08	LSU					
9/27/08	TENNESSEE					
10/4/08	at Vanderbilt					
10/11/08	ARKANSAS					
10/23/08	at West Virginia					
11/1/08	at Ole Miss					
11/8/08	TENNESSEE-MARTIN					
11/15/08	GEORGIA					
11/29/08	at Alabama					



ROBERT SHIVER #60 DS
6-3 · 222 · Sr. · 2L
Thomasville, Ga. (Brookwood)
Marketing

2008 — Has played in every game ... Deep snapper for field goals and PATs.



RYAN SHOEMAKER #4 P
6-0 · 187 · So. · 1L
Birmingham, Ala. (Oak Mountain)
Undecided

2008 — First Team Preseason Media All-SEC ... First Team Preseason Coaches' All-SEC ... Athlon's Preseason Second Team All-SEC ... Phil Steele's Preseason First Team All-SEC ... Has not played.

SHOEMAKER'S CAREER PUNTING STATS

YEAR	G	NO	YDS	AVG	IN20	LP/OPPONENT
2007	12	49	2080	42.4	16	62/New Mexico State

SHOEMAKER'S CAREER GAME HIGH STATS

	No.	Opponent	Date
Punts	8	Clemson	12/31/07
IN 20	2	8x (last vs. Clemson)	12/31/07

2008 Auburn Football Player Sketches

SHOEMAKER'S GAME-BY-GAME STATS

DATE	OPPONENT	NO	YDS	AVG	IN20	Long
9/1/07	KANSAS STATE	6	256	42.7	2	53
9/8/07	SOUTH FLORIDA	2	105	52.5	0	53
9/15/07	MISSISSIPPI STATE					DID NOT PLAY
9/22/07	NEW MEXICO STATE	1	62	62.0	0	62
9/29/07	at Florida	5	225	45.0	2	54
10/6/07	VANDERBILT	5	208	41.6	2	54
10/13/07	at Arkansas	3	113	37.7	0	46
10/20/07	at LSU	5	210	42.0	2	53
10/27/07	OLE MISS	3	129	43.0	2	58
11/3/07	TENNESSEE TECH	4	208	52.0	2	64
11/10/07	at Georgia	3	119	44.2	0	44
11/24/07	ALABAMA	4	136	34.0	2	47
12/31/07	vs. Clemson (Chick-fil-A)	8	309	38.6	2	53

SLAUGHTER'S GAME-BY-GAME STATS

DATE	OPPONENT	REC	YDS	AVG	TD
8/30/08	LOUISIANA-MONROE	4	13	3.3	1
9/6/08	SOUTHERN MISS				DID NOT PLAY
9/13/08	MISSISSIPPI STATE				DID NOT PLAY
9/20/08	LSU				
9/27/08	TENNESSEE				
10/4/08	at Vanderbilt				
10/11/08	ARKANSAS				
10/23/08	at West Virginia				
11/1/08	at Ole Miss				
11/8/08	TENNESSEE-MARTIN				
11/15/08	GEORGIA				
11/29/08	at Alabama				



MIKE #11
SLADE DB
 6-2 · 188 · RFr. · RS
 Tallahassee, Fla. (Lincoln)
 Undecided

2008 — Recorded three tackles in season opener vs. Louisiana-Monroe ... Saw action vs. Southern Miss but did not record a tackle ... Had one solo tackle at Mississippi State.

SLADE' CAREER DEFENSIVE STATS

YEAR	G/GS	TT	UT	AT	TFL-YDS	QBS-YDS	FF/FR	PD	I/YDS
2008	3/0	4	1	3	0.0-0	0.0-0	0/0	0	0/0

SLADE' GAME-BY-GAME STATS

DATE	OPPONENT	TT	UT	AT	PD	INT-YDS
8/30/08	LOUISIANA-MONROE	3	0	3	0	0-0
9/6/08	SOUTHERN MISS	0	0	0	0	0-0
9/13/08	MISSISSIPPI STATE	1	1	0	0	0-0
9/20/08	LSU					
9/27/08	TENNESSEE					
10/4/08	at Vanderbilt					
10/11/08	ARKANSAS					
10/23/08	at West Virginia					
11/1/08	at Ole Miss					
11/8/08	TENNESSEE-MARTIN					
11/15/08	GEORGIA					
11/29/08	at Alabama					



CHRIS #23
SLAUGHTER WR
 6-3 · 179 · So. · 1L
 Fort Valley, Ga. (Peach County/Hargrave Prep)
 Undecided

2008 — Hauled in four catches for 13 yards with one touchdown in season opener vs. Louisiana-Monroe ... TD was first of career and came on 3-yard pass from Chris Todd.

SLAUGHTER'S CAREER RECEIVING STATS

YEAR	G/GS	NO	YDS	AVG	TD	LP/OPPONENT
2007	12/0	3	19	6.3	0	9/New Mexico State
2008	1/0	4	13	3.3	1	8/Louisiana-Monroe
Totals	13/0	7	32	4.6	1	9/New Mexico State



ERIC #32
SMITH RB
 5-10 · 232 · Fr. · HS
 Seffner, Fla. (Armwood HS)
 Undecided

2008 — In first collegiate game, rushed nine times for 66 yards vs. Louisiana-Monroe ... Averaged 7.3 yards per carry vs. Warhawks with a long rush of 19 yards ... Earned first career start and had two rushes for eight yards vs. Southern Miss.

SMITH'S CAREER RUSHING STATS

YEAR	G/GS	NO	YDS	AVG	TD	LP/OPPONENT
2008	2/1	11	74	7.4	0	19/Louisiana-Monroe

SMITH'S GAME-BY-GAME STATS

DATE	OPPONENT	ATT	YDS	Avg.	TD	TD Runs
8/30/08	LOUISIANA-MONROE	9	66	7.3	0	---
9/6/08	* SOUTHERN MISS	2	8	4.0	0	---
9/13/08	MISSISSIPPI STATE	0	0	0.0	0	---
9/20/08	LSU					
9/27/08	TENNESSEE					
10/4/08	at Vanderbilt					
10/11/08	ARKANSAS					
10/23/08	at West Virginia					
11/1/08	at Ole Miss					
11/8/08	TENNESSEE-MARTIN					
11/15/08	GEORGIA					
11/29/08	at Alabama					



RODGERIQUUS #80
SMITH WR
 6-0 · 194 · Sr. · 3L
 Snellville, Ga. (South Gwinnett)
 Business Administration

CAREER — Has caught a pass in 27 consecutive regular season games with two or more catches in 20 of last 27 ... Is 11th all-time at Auburn in receiving yards with 1,352 ... Is 44 yards shy of tying Freddie Hyatt (1965-67) for 10th with 1,396 and 94 yards shy of tying Ronney Daniels (1999-2000) for ninth with 1,446 yards ... Is tied for 11th all-time in receptions ... Needs one catch to tie Thomas Bailey (1991-94) and Lawyer Tillman (1985-88) for ninth with 93 catches ... Had streak of 28 consecutive starts snapped vs. Mississippi State.

2008 — *Phil Steele's Preseason Honorable Mention All-SEC* ... Caught a team-high five passes for 57 yards with a long of 33 yards in season opener vs. Louisiana-Monroe ... Had

2008 Auburn Football Player Sketches

one grab for 21 yards against Southern Miss ... Hauled in two passes for eight yards in win at Mississippi State ... Did not start vs. MSU, snapping streak of 28 games dating back to 2006.

SMITH'S CAREER RECEIVING STATS

YEAR	G/GS	NO	YDS	AVG	TD	LP/OPPONENT
2005	7/0	6	109	18.2	0	38/Mississippi State
2006	13/13	26	452	17.4	4	62/Mississippi State
2007	13/13	52	705	13.6	5	58/New Mexico State
2008	3/2	8	86	10.8	0	33/Louisiana-Monroe
Totals	36/28	92	1,352	14.7	9	62/Mississippi State

SMITH'S CAREER GAME HIGH STATS

	No.	Opponent	Date
Receptions	9	Florida	9/29/07
Rec. Yards	111	Ole Miss	10/27/07
Rec. TDs	2	New Mexico State	9/22/07

SMITH'S GAME-BY-GAME STATS

DATE	OPPONENT	REC	YDS	AVG	TD
9/3/05	GEORGIA TECH				DID NOT PLAY
9/10/05	MISSISSIPPI STATE	1	38	38.0	0
9/17/05	BALL STATE	2	21	10.5	0
9/24/05	W. KENTUCKY	2	30	15.0	0
10/1/05	SOUTH CAROLINA	1	20	20.0	0
10/15/05	at Arkansas	0	0	0.0	0
10/22/05	at LSU				DID NOT PLAY
10/29/05	OLE MISS	0	0	0.0	0
11/5/05	at Kentucky	0	0	0.0	0
11/12/05	at Georgia				DID NOT PLAY
11/19/05	ALABAMA				DID NOT PLAY
1/2/06	vs. Wisconsin (Capital One)				DID NOT PLAY

DATE	OPPONENT	REC	YDS	AVG	TD
9/2/06	* WASHINGTON STATE	2	47	23.5	0
9/9/06	* at Mississippi State	2	85	42.5	1
9/16/06	* LSU	1	17	17.0	0
9/23/06	* BUFFALO	1	14	14.0	0
9/28/06	* at South Carolina	2	37	18.5	0
10/7/06	* ARKANSAS	4	64	16.0	1
10/14/06	* FLORIDA	3	33	11.0	0
10/21/06	* TULANE	2	4	2.0	0
10/28/06	* at Ole Miss	4	46	11.5	1
11/4/06	* ARKANSAS STATE	1	16	16.0	0
11/11/06	* GEORGIA	1	34	34.0	1
11/18/06	* at Alabama	3	55	18.3	0
1/1/07	* vs. Nebraska (Cotton)	0	0	0.0	0

DATE	OPPONENT	REC	YDS	AVG	TD
9/1/07	* KANSAS STATE	1	55	55.0	0
9/8/07	* SOUTH FLORIDA	3	34	11.3	0
9/15/07	* MISSISSIPPI STATE	4	78	19.5	0
9/22/07	* NEW MEXICO STATE	3	86	28.7	2
9/29/07	* at Florida	9	102	11.3	0
10/6/07	* VANDERBILT	3	23	7.7	1
10/13/07	* at Arkansas	4	19	4.8	0
10/20/07	* at LSU	6	56	9.3	1
10/27/07	* OLE MISS	8	111	13.8	1
11/3/07	* TENNESSEE TECH	2	29	18.0	0
11/10/07	* at Georgia	2	21	10.5	0
11/24/07	* ALABAMA	3	46	15.3	0
12/31/07	* vs. Clemson (Chick-fil-A)	4	45	11.2	0

DATE	OPPONENT	REC	YDS	AVG	TD
8/30/08	* LOUISIANA-MONROE	5	57	11.4	0
9/6/08	* SOUTHERN MISS	1	21	21.0	0
9/13/08	MISSISSIPPI STATE	2	8	4.0	0
9/20/08	LSU				
9/27/08	TENNESSEE				
10/4/08	at Vanderbilt				
10/11/08	ARKANSAS				
10/23/08	at West Virginia				
11/1/08	at Ole Miss				
11/8/08	TENNESSEE-MARTIN				
11/15/08	GEORGIA				
11/29/08	at Alabama				



CRAIG

#46

STEVENS

LB

6-2 · 222 · So. · 1L

Tallahassee, Fla. (Lincoln)

Pre-Business

2008 — Started season opener vs. Louisiana-Monroe and recorded one pass break-up and three tackles, two solo ... Registered four tackles, three solo, and one fumble recovery against Southern Miss ... Returned fumble 6 yards ... Had four tackles, with three solo, in win at Mississippi State.

STEVENS' CAREER DEFENSIVE STATS

YEAR	G/GS	TT	UT	AT	TFL-YDS	QBS-YDS	FF/FR	PD	I/YDS
2006	3/0	6	3	3	1.0-1	0.0-0	0/0	0	0/0
2007	10/8	35	20	15	0.0-0	0.0-0	1/0	1	0/0
2008	3/3	11	8	3	0.0-0	0.0-0	0/1	1	0/0
Totals	16/11	52	31	21	1.0-1	0.0-0	1/1	2	0/0

STEVENS' CAREER GAME HIGH STATS

	No.	Opponent	Date
Tackles	6	2x (last vs. Arkansas)	10/13/07

STEVENS' GAME-BY-GAME STATS

DATE	OPPONENT	TT	UT	AT	TFL-YDS	QBS-YDS
9/1/07	KANSAS STATE	3	1	2	0.0-0	0-0
9/8/07	SOUTH FLORIDA	2	1	1	0.0-0	0-0
9/15/07	* MISSISSIPPI STATE	3	1	2	0.0-0	0-0
9/22/07	* NEW MEXICO STATE	6	3	3	0.0-0	0-0
9/29/07	* at Florida	4	2	2	0.0-0	0-0
10/6/07	* VANDERBILT	5	4	1	0.0-0	0-0
10/13/07	* at Arkansas	6	5	1	0.0-0	0-0
10/20/07	* at LSU	2	1	1	0.0-0	0-0
10/27/07	* OLE MISS	2	1	1	0.0-0	0-0
11/3/07	TENNESSEE TECH					DID NOT PLAY
11/10/07	at Georgia					DID NOT PLAY
11/24/07	ALABAMA					DID NOT PLAY
12/31/07	* vs. Clemson (Chick-fil-A)	2	1	1	0.0-0	0-0

DATE	OPPONENT	TT	UT	AT	TFL-YDS	QBS-YDS
8/30/08	* LOUISIANA-MONROE	3	2	1	0.0-0	0.0-0
9/6/08	* SOUTHERN MISS	4	3	1	0.0-0	0.0-0
9/13/08	* MISSISSIPPI STATE	4	3	1	0.0-0	0.0-0
9/20/08	LSU					
9/27/08	TENNESSEE					
10/4/08	at Vanderbilt					
10/11/08	ARKANSAS					
10/23/08	at West Virginia					
11/1/08	at Ole Miss					
11/8/08	TENNESSEE-MARTIN					
11/15/08	GEORGIA					
11/29/08	at Alabama					



JAMES

#16

SWINTON

WR

6-0 · 178 · Sr. · 2L

Tucker, Ga. (Tucker)

Public Administration

2008 — Earned first career start in season opener vs. Louisiana-Monroe ... Hauled in one pass for 4-yards vs. Warhawks ... Did not play vs. Southern Miss ... Limited playing time vs. Mississippi State.

2008 Auburn Football Player Sketches

SWINTON'S CAREER RECEIVING STATS

YEAR	G/GS	NO	YDS	AVG	TD	LP/OPPONENT
2005	4/0	1	11	11.0	0	11/Ball State
2006	7/0	1	12	12.0	0	12/Buffalo
2007	9/0	1	16	16.0	0	16/Kansas State
2008	2/1	1	4	4.0	0	4/ULM
Totals	22/1	4	43	10.8	0	16/Kansas State

SWINTON'S CAREER GAME HIGH STATS

	No.	Opponent	Date
Receptions	1	4x (last vs. ULM)	8/30/08
Rec. Yards	16	Kansas State	9/1/07

SWINTON'S GAME-BY-GAME STATS

DATE	OPPONENT	REC	YDS	AVG	TD
8/30/08	* LOUISIANA-MONROE	1	4	4.0	0
9/6/08	SOUTHERN MISS			DID NOT PLAY	
9/13/08	MISSISSIPPI STATE	0	0	0.0	0
9/20/08	LSU				
9/27/08	TENNESSEE				
10/4/08	at Vanderbilt				
10/11/08	ARKANSAS				
10/23/08	at West Virginia				
11/1/08	at Ole Miss				
11/8/08	TENNESSEE-MARTIN				
11/15/08	GEORGIA				
11/29/08	at Alabama				

TATE'S GAME-BY-GAME RUSHING STATS

DATE	OPPONENT	ATT	YDS	Avg.	TD	TD Runs
9/2/06	WASHINGTON STATE	0	0	0.0	0	--
9/9/06	at Mississippi State	4	1	0.3	0	--
9/16/06	LSU			DID NOT PLAY		
9/23/06	BUFFALO	7	114	16.3	2	42, 28
9/28/06	at South Carolina			DID NOT PLAY		
10/7/06	ARKANSAS			DID NOT PLAY		
10/14/06	FLORIDA			DID NOT PLAY		
10/21/06	TULANE	26	156	6.0	1	1
10/28/06	at Ole Miss	0	0	0.0	0	--
11/4/06	ARKANSAS STATE	11	93	8.5	0	--
11/11/06	GEORGIA	2	5	2.5	0	--
11/18/06	at Alabama	0	0	0.0	0	--
1/1/07	vs. Nebraska (Cotton)	4	23	5.8	0	--

DATE	OPPONENT	ATT	YDS	Avg.	TD	TD Runs
9/1/07	* KANSAS STATE	23	82	3.6	0	--
9/8/07	* SOUTH FLORIDA	14	61	4.4	0	--
9/15/07	* MISSISSIPPI STATE	15	91	6.1	1	28
9/22/07	* NEW MEXICO STATE	21	111	5.3	1	2
9/29/07	* at Florida	20	65	3.3	1	3
10/6/07	* VANDERBILT	9	96	10.7	1	4
10/13/07	at Arkansas	23	91	4.0	0	--
10/20/07	* at LSU	10	17	1.7	0	--
10/27/07	OLE MISS	15	72	4.8	0	--
11/3/07	* TENNESSEE TECH	14	35	2.5	1	2
11/10/07	at Georgia	13	58	4.5	1	7
11/24/07	ALABAMA	11	77	7.0	1	3
12/31/07	vs. Clemson (Chick-fil-A)	14	47	3.4	1	1

DATE	OPPONENT	ATT	YDS	Avg.	TD	TD Runs
8/30/08	LOUISIANA-MONROE	13	115	8.8	0	---
9/6/08	SOUTHERN MISS	15	71	4.7	1	1
9/13/08	MISSISSIPPI STATE	20	92	4.6	0	---
9/20/08	LSU					
9/27/08	TENNESSEE					
10/4/08	at Vanderbilt					
10/11/08	ARKANSAS					
10/23/08	at West Virginia					
11/1/08	at Ole Miss					
11/8/08	TENNESSEE-MARTIN					
11/15/08	GEORGIA					
11/29/08	at Alabama					



BEN TATE #44
RB
 5-11 · 215 · Jr. · 2L
 Newark, Md. (Snow Hill)
 Criminology

CAREER — Four 100-yard rushing games, including one 150-yard rushing game (156 vs. Tulane, 2006) ... 33rd player in AU history to record 1,000 yards rushing ... 20th on career rushing list with 1,573 yards ... Needs 46 yards to tie Curtis Kuykendall (1944-45) for 19th with 1,619 yards and 94 yards to tie Joe Childress (1953-55) for 18th with 1,667 yards.

2008 — *Second Team Preseason Media All-SEC ... Second Team Preseason Coaches' All-SEC ... Athlon Sports Preseason Second Team All-SEC ... Phil Steele's Preseason Third Team All-SEC ... Named to Maxwell Award Preseason Watch List ...* Picked up fourth-career 100-yard rushing effort with 115 yards on 13 carries vs. Louisiana-Monroe ... Averaged 8.8 yards per carry and had a career-long run of 49 yards vs. Warhawks ... Recorded 122 yards total offense vs. Southern Miss ... Had 71 yards rushing on 15 carries and 51 yards receiving on three catches vs. USM ... Scored on 1-yard run vs. Golden Eagles ... Ran for a game-high 92 yards on 20 carries in win at Mississippi State ... Had long run of 39 yards late in fourth quarter to help AU run out clock vs. MSU ... Currently fourth in SEC in rushing with 92.7 ypg and seventh in all-purpose yards per game at 113.0.

TATE'S CAREER RUSHING STATS

YEAR	G/GS	NO	YDS	AVG	TD	LP/OPPONENT
2006	9/0	54	392	7.3	3	42/Buffalo
2007	13/7	202	903	4.5	8	44/Vanderbilt
2008	3/0	48	278	5.8	1	49/Louisiana-Monroe
Totals	25/7	304	1,573	5.2	12	49/Louisiana-Monroe

TATE'S CAREER GAME HIGH STATS

	No.	Opponent	Date
Rush Attempts	26	Tulane	10/21/06
Rush Yards	156	Tulane	10/21/06
Rush TDs	2	Buffalo	9/23/06

NEIKO THORPE #15
DB
 6-2 · 171 · Fr. · HS
 Tucker, Ga. (HS)
 Undecided



2008 — In first collegiate action, led Tigers with seven tackles including five solo vs. Louisiana-Monroe ... Also broke up two passes vs. Warhawks ... Forced a fumble and had one solo tackle vs. Southern Miss ... Currently tied for 41st in tackles per game (4.0) in SEC.

THORPE' CAREER DEFENSIVE STATS

YEAR	G/GS	TT	UT	AT	TFL-YDS	QBS-YDS	FF/FR	PD	I/YDS
2008	3/0	8	6	2	0.0-0	0.0-0	1/0	2	0/0

2008 Auburn Football Player Sketches

THORPE'S GAME-BY-GAME STATS

DATE	OPPONENT	TT	UT	AT	PD	INT-YDS
8/30/08	LOUISIANA-MONROE	7	5	2	2	0-0
9/6/08	SOUTHERN MISS	1	1	0	0	0-0
9/13/08	MISSISSIPPI STATE	0	0	0	0	0-0
9/20/08	LSU					
9/27/08	TENNESSEE					
10/4/08	at Vanderbilt					
10/11/08	ARKANSAS					
10/23/08	at West Virginia					
11/1/08	at Ole Miss					
11/8/08	TENNESSEE-MARTIN					
11/15/08	GEORGIA					
11/29/08	at Alabama					



CHRIS #12
TODD QB
 6-4 · 219 · Jr. · TR
 Elizabethtown, Ky (Elizabethtown/Hutchinson CC)
 Business Finance

2008 — Threw for a team-high 70 yards on 9-of-18 passing in first game of season vs. Louisiana-Monroe ... Threw for only passing touchdown of the game, connecting with Chris Slaughter on a 3-yard scoring strike vs. Warhawks ... Had long completion of 33 yards vs. ULM ... Earned first start and threw for 248 yards vs. Southern Miss ... Completed 21-of-31 passes (68 percent) with a long of 27 yards vs. Golden Eagles ... Hit 14-of-26 passes for 154 yards in win on the road vs. Mississippi State ... Currently seventh in SEC in passing yards per game (157.3), 10th in pass efficiency (113.3) and 10th in total offense (146.7 ypg).

TODD'S CAREER PASSING STATS

YEAR	G/GS	CMP	ATT	PCT	YDS	INT	TD	LP/OPPONENT
2008	3/2	44	75	58.7	472	1	1	33/Louisiana-Monroe

TODD'S GAME-BY-GAME STATS

DATE	OPPONENT	CMP	ATT	YDS	INT	TD
8/30/08	LOUISIANA-MONROE	9	18	70	1	1
9/6/08	* SOUTHERN MISS	21	31	248	0	0
9/13/08	* MISSISSIPPI STATE	14	26	154	0	0
9/20/08	LSU					
9/27/08	TENNESSEE					
10/4/08	at Vanderbilt					
10/11/08	ARKANSAS					
10/23/08	at West Virginia					
11/1/08	at Ole Miss					
11/8/08	TENNESSEE-MARTIN					
11/15/08	GEORGIA					
11/29/08	at Alabama					



TOMMY #5
TROTT TE
 6-5 · 242 · Jr. · 2L
 Montgomery, Ala. (Trinity Presbyterian)
 Public Administration

2008 — Started at tight end in season opener vs. Louisiana-Monroe but did not have a reception vs. Warhawks ... Hauled in three passes for 44 yards vs. Southern Miss.

TROTT'S CAREER RECEIVING STATS

YEAR	G/GS	NO	YDS	AVG	TD	LP/OPPONENT
2006	2/0	0	0	0.0	0	-
2006	13/9	10	94	9.4	2	27/Tulane
2007	13/2	4	35	8.8	0	16/Vanderbilt
2008	3/3	3	44	14.7	0	24/Southern Miss
Totals	31/14	17	173	10.2	2	27/Tulane

TROTT'S CAREER GAME HIGH STATS

	No.	Opponent	Date
Receptions	3	2x (last vs. Southern Miss)	9/6/08
Rec. Yards	44	Southern Miss	9/6/08
Rec. TDs	1	2x (last vs. Tulane)	10/21/06

TROTT'S GAME-BY-GAME STATS

DATE	OPPONENT	REC	YDS	AVG	TD
9/2/06	WASHINGTON STATE	0	0	0.0	0
9/9/06	at Mississippi State	0	0	0.0	0
9/16/06	LSU	1	2	2.0	0
9/23/06	* BUFFALO	0	0	0.0	0
9/28/06	* at South Carolina	3	31	10.3	1
10/7/06	* ARKANSAS	2	-1	-2.0	0
10/14/06	* FLORIDA	1	14	14.0	0
10/21/06	* TULANE	1	27	27.0	1
10/28/06	* at Ole Miss	2	21	10.5	0
11/4/06	* ARKANSAS STATE	0	0	0.0	0
11/11/06	* GEORGIA	0	0	0.0	0
11/18/06	* at Alabama	0	0	0.0	0
1/1/07	* vs. Nebraska (Cotton)	0	0	0.0	0

DATE	OPPONENT	REC	YDS	AVG	TD
9/1/07	* KANSAS STATE	1	8	8.0	0
9/8/07	SOUTH FLORIDA	0	0	0.0	0
9/15/07	MISSISSIPPI STATE	0	0	0.0	0
9/22/07	NEW MEXICO STATE	0	0	0.0	0
9/29/07	at Florida	0	0	0.0	0
10/6/07	VANDERBILT	1	16	16.0	0
10/13/07	at Arkansas	0	0	0.0	0
10/20/07	at LSU	0	0	0.0	0
10/27/07	* OLE MISS	0	0	0.0	0
11/3/07	TENNESSEE TECH	1	9	9.0	0
11/10/07	at Georgia	0	0	0.0	0
11/24/07	ALABAMA	0	0	0.0	0
12/31/07	vs. Clemson (Chick-fil-A)	1	4	4.0	0


DATE	OPPONENT	REC	YDS	AVG	TD
8/30/08	* LOUISIANA-MONROE	0	0	0.0	0
9/6/08	* SOUTHERN MISS	3	44	14.7	0
9/13/08	* MISSISSIPPI STATE	0	0	0.0	0
9/20/08	LSU				
9/27/08	TENNESSEE				
10/4/08	at Vanderbilt				
10/11/08	ARKANSAS				
10/23/08	at West Virginia				
11/1/08	at Ole Miss				
11/8/08	TENNESSEE-MARTIN				
11/15/08	GEORGIA				
11/29/08	at Alabama				



JONATHAN #17
VICKERS DB
 6-2 · 208 · Sr. · 2L
 Athens, Ala. (Athens)
 Elementary Education

2008 — Saw limited action against Louisiana-Monroe in season opener and against Southern Miss and Mississippi State.

2008 Auburn Football Player Sketches


	TERRELL	#81
	ZACHERY	WR
	<i>6-1 · 210 · So. · SQ Wadley, Ala. (Wadley) Undecided</i>	

SPRING 2008 — Named the Most Improved Skill Player by the coaching staff following spring drills.

2008 — Saw playing time vs. Louisiana-Monroe in opener, but did not have a reception ... Had one catch for 17 yards vs. Southern Miss.

ZACHERY'S CAREER RECEIVING STATS

YEAR	G/GS	NO	YDS	AVG	TD	LP/OPPONENT
2008	3/0	1	17	17.0	0	17/Southern Miss

	LEE	#73
	ZIEMBA	OL
	<i>6-8 · 290 · So. · 1L Rogers, Ark. (Rogers) Undecided</i>	

Career — Has started 15 consecutive games on the offensive line.

2008 — *Second Team Preseason Media All-SEC ... Second Team Preseason Coaches' All-SEC ... Phil Steele's Preseason Second Team All-SEC ...* Started at left tackle in season opener vs. Louisiana-Monroe, grading at 91 percent on 61 plays ... Played 74 snaps vs. Southern Miss, grading at 92 percent ... Had nine cockroach blocks, three pancake blocks and 12 rodeo blocks vs. Southern Miss ... Graded 83 percent overall on 77 snaps vs. Mississippi State ... Had 12 rodeo blocks, five cockroach blocks and six pancake blocks vs. MSU ... Has 19 cockroach blocks, nine pancake blocks and 32 rodeo blocks on the season.

Auburn Career Records Update

Punt Returns

Player	Seasons	Avg	Yards	Ret
1. Thomas Bailey	1991-94	9.4	1170	125
2. Trey Gainous	1983-86	9.1	951	105
3. Shane Wasden	1988-90	8.7	717	82
4. Tre Smith	2002-06	8.4	644	77
5. Robert Dunn	2005-pres.	9.6	650	68
6. Roderick Hood	2000-02	11.2	571	51
7. Mike Fuller	1973-74	17.7	883	50
8. Robert Baker	1995-96	9.7	463	48
9. Joe Cribbs	1976-79	7.6	328	43
Clifton Robinson	1997-00	7.1	307	43

Punt Return Yardage

Player	Seasons	Ret	Avg	Yards
1. Thomas Bailey	1991-94	125	9.4	1170
2. Trey Gainous	1983-86	105	9.1	951
3. Mike Fuller	1973-74	50	17.7	883
4. Shane Wasden	1988-90	82	8.7	717
5. Robert Dunn	2005-pres.	68	9.6	650
6. Tre Smith	2002-06	77	8.4	644
7. Roderick Hood	2000-02	51	11.2	571
8. Jimmy Carter	1965-67	38	12.4	473
9. Robert Baker	1995-96	48	9.7	463
10. Lionel James	1981-83	25	15.8	394

Kickoff Returns

Player	Seasons	Avg	Yards	Ret
1. Thomas Bailey	1991-94	20.5	1520	74
2. James Brooks	1977-80	25.4	1726	68
3. Robert Baker	1995-96	21.3	979	46
4. Markeith Cooper	1996-99	23.9	1077	45
5. Roderick Hood	2000-02	19.9	874	44
6. Tim Carter	1998-01	23.9	956	40
7. Devin Aromashodu	2002-05	22.6	860	38
8. Tristan Davis	2005-pres.	25.7	847	33
9. Brent Fullwood	1983-86	22.1	706	32
10. Carnell Williams	2001-04	21.0	609	29

Kickoff Return Yardage

Player	Seasons	Ret	Avg	Yards
1. James Brooks	1977-80	68	25.4	1726
2. Thomas Bailey	1991-94	74	20.5	1520
3. Markeith Cooper	1996-99	45	23.9	1077
4. Robert Baker	1995-96	46	21.3	979
5. Tim Carter	1998-01	40	23.9	956
6. Roderick Hood	2000-02	44	19.9	874
7. Devin Aromashodu	2002-05	38	22.6	860
8. Tristan Davis	2005-pres.	33	25.7	847
9. Brent Fullwood	1983-86	32	22.1	706
10. Rick Neel	1973-75	26	25.9	673

Kickoff Return Average (Min. 20 returns)

Player	Seasons	Ret	Yards	Avg
1. Rick Neel	1973-75	26	673	25.88
2. Tristan Davis	2005-pres.	33	847	25.67
3. James Brooks	1977-80	68	1726	25.38
4. Markeith Cooper	1996-99	45	1077	23.93
5. Tim Carter	1998-01	40	956	23.90
6. Joe Cribbs	1976-79	22	507	23.05
7. Devin Aromashodu	2002-05	38	860	22.63
8. Herbert Casey	1989-91	21	473	22.52
9. Mike Fuller	1973-74	21	472	22.48
10. Brent Fullwood	1983-86	32	706	22.06

Rushing Yardage

Player	Seasons	Att	Avg	Yards
1. Bo Jackson	1982-85	650	6.62	4303
2. Carnell Williams	2001-04	741	5.17	3831
3. James Brooks	1977-80	621	5.67	3523
4. Joe Cribbs	1976-79	657	5.13	3368
5. Stephen Davis	1993-95	488	5.76	2811

13. Secdrick McIntyre	1973-76	462	4.31	1992
14. Fob James	1952-55	317	6.03	1913
15. Phil Gargis	1973-76	456	4.13	1884
16. Tommie Agee	1983-86	356	4.87	1735
17. Jimmy Sidle	1962-64	326	5.22	1703
18. Joe Childress	1953-55	321	5.19	1667
19. Curtis Kuykendall	1944-45	217	7.46	1619
20. Ben Tate	2006-pres.	304	5.17	1573
21. Rudi Johnson	2000	324	4.84	1567
22. Brad Lester	2004-pres.	326	4.75	1548
23. Terry Henley	1970-72	343	4.47	1534
23. Tommy Lorino	1956-58	227	6.55	1486
25. Monk Gafford	1940-42	221	6.40	1414
26. Mitzi Jackson	1973-75	243	5.65	1373
27. William Andrews	1976-78	267	5.04	1347
28. Ed Dyas	1958-60	261	4.97	1298
29. Tom Bryan	1964-66	265	4.32	1144
30. George Peoples	1978-81	239	4.54	1085
31. Tucker Frederickson	1962-64	260	4.15	1079
32. Bobby Hoppe	1955-57	194	5.56	1078
33. Charlie Hataway	1951-53	282	3.74	1055

Rushing Touchdowns

Player	Seasons	Att	Yards	Avg	TD
1. Carnell Williams	2001-04	741	3831	5.17	45
2. Bo Jackson	1982-85	650	4303	6.62	43
3. Joe Cribbs	1976-79	657	3368	5.13	34
4. Stephen Davis	1993-95	488	2811	5.76	30
5. Ronnie Brown	2000-04	513	2707	5.28	29
6. Brent Fullwood	1983-86	390	2789	7.15	24
James Brooks	1977-80	621	3523	5.67	24
8. Reggie Ware	1984-87	231	768	3.32	23
9. Brad Lester	2004-pres.	326	1548	4.75	18
James Bostic	1991-93	396	2084	5.26	18
Pat Sullivan	1969-71	151	560	3.71	18
Fob James	1952-55	317	1913	6.03	18
Travis Tidwell	1946-49	440	1006	2.29	18

Receptions

Player	Seasons	Yards	Avg	Rec
1. Courtney Taylor	2003-06	2098	13.71	153
2. Karsten Bailey	1995-98	2174	14.49	150
3. Terry Beasley	1969-71	2507	17.78	141
4. Tyrone Goodson	1993-97	2283	16.79	136
5. Frank Sanders	1991-94	1998	16.51	121
6. Greg Taylor	1987-90	1217	11.93	102
7. Freddy Weygand	1984-88	1946	19.66	99
8. Ben Obomanu	2002-05	1313	13.54	97
9. Thomas Bailey	1991-94	1243	13.37	93
Lawyer Tillman	1985-88	1808	19.44	93
11. Rodgeriquus Smith	2004-pres.	1352	14.70	92
12. Clifton Robinson	1997-00	1167	12.82	91
13. Ronney Daniels	1999-00	1446	16.07	90
14. Freddie Hyatt	1965-67	1396	15.86	88
15. Willie Gosha	1993-96	1048	12.33	85

Auburn Career Records Update

Receiving Yardage

Player	Seasons	Rec	Yards
1. Terry Beasley.....	1969-71	141	2507
2. Tyrone Goodson.....	1993-97	136	2283
3. Karsten Bailey.....	1995-98	150	2174
4. Courtney Taylor.....	2003-06	153	2098
5. Frank Sanders.....	1991-94	121	1998
6. Freddy Weygand.....	1984-88	99	1946
7. Lawyer Tillman.....	1985-88	93	1808
8. Byron Franklin.....	1977-80	74	1573
9. Ronney Daniels.....	1999-00	90	1446
10. Freddie Hyatt.....	1965-67	88	1396
11. Rodgeriqus Smith.....	2004-pres.	92	1352
12. Devin Aromashodu.....	2002-05	71	1333
13. Alexander Wright.....	1986-89	56	1320
14. Ben Obomanu.....	2002-05	97	1313
15. Thomas Bailey.....	1991-94	93	1243
16. Greg Taylor.....	1987-90	102	1217
17. Clifton Robinson.....	1997-00	91	1167
18. Tim Christian.....	1966-68	78	1126
19. Willie Gosha.....	1993-96	85	1048
20. Marcel Willis.....	1999-02	81	1022
21. Jimmy Phillips.....	1955-57	52	1012

2008 Auburn Football Statistics

RECORD	OVERALL	HOME	AWAY	NEUTRAL
ALL GAMES	3-0	2-0	1-0	0-0
CONFERENCE	1-0	0-0	1-0	0-0
NON-CONFERENCE	2-0	2-0	0-0	0-0

DATE	OPPONENT	W/L	SCORE	ATTEND
08/30/2008	ULM	W	34-0	87,451
09/06/2008	SOUTHERN MISS	W	27-13	87,451
09/13/2008	at Mississippi State*	W	3-2	52,911

TEAM STATISTICS	AU	OPP
SCORING	64	15
Points Per Game	21.3	5.0
FIRST DOWNS	55	38
Rushing	30	8
Passing	23	26
Penalty	2	4
RUSHING YARDAGE	614	159
Yards gained rushing	685	246
Yards lost rushing	71	87
Rushing Attempts	132	87
Average Per Rush	4.7	1.8
Average Per Game	204.7	53.0
TDs Rushing	4	0
PASSING YARDAGE	487	482
Att-Comp-Int	87-48-2	113-63-3
Average Per Pass	5.6	4.3
Average Per Catch	10.1	7.7
Average Per Game	162.3	160.7
TDs Passing	1	2
TOTAL OFFENSE	1101	641
Total Plays	219	200
Average Per Play	5.0	3.2
Average Per Game	367.0	213.7
KICK RETURNS: #-Yards	4-91	12-273
PUNT RETURNS: #-Yards	9-193	8-38
INT RETURNS: #-Yards	3-0	2-17
KICK RETURN AVERAGE	22.8	22.8
PUNT RETURN AVERAGE	21.4	4.8
INT RETURN AVERAGE	0.0	8.5
FUMBLES-LOST	8-6	7-3
PENALTIES-Yards	25-202	16-119
Average Per Game	67.3	39.7
PUNTS-Yards	20-847	29-1133
Average Per Punt	42.3	39.1
Net punt average	38.5	30.3
TIME OF POSSESSION/Game	30:28	29:32
3RD-DOWN Conversions	12/43	3/46
3rd-Down Pct	28%	7%
4TH-DOWN Conversions	2/2	4/9
4th-Down Pct	100%	44%
SACKS BY-Yards	7-38	3-14
MISC YARDS	0	0
TOUCHDOWNS SCORED	7	2
FIELD GOALS-ATTEMPTS	5-8	0-4
ON-SIDE KICKS	0-0	0-0
RED-ZONE SCORES	9-13 69%	2-5 40%
RED-ZONE TOUCHDOWNS	5-13 38%	2-5 40%
PAT-ATTEMPTS	7-7 100%	1-1 100%
ATTENDANCE	174902	52911
Games/Avg Per Game	2/87451	1/52911
Neutral Site Games		0/0

SCORE BY QUARTERS	1st	2nd	3rd	4th	Total
Auburn	14	20	20	10	64
Opponents	0	0	6	9	15

RUSHING	GP	Att	Gain	Loss	Net	Avg	TD	Long	Avg/G
Ben Tate	3	48	299	21	278	5.8	1	49	92.7
Brad Lester	3	35	153	5	148	4.2	1	15	49.3
Eric Smith	3	11	75	1	74	6.7	0	19	24.7
Kodi Burns	2	8	70	2	68	8.5	1	23	34.0
Tristan Davis	2	7	44	0	44	6.3	1	13	22.0
Mario Fannin	3	4	36	0	36	9.0	0	19	12.0
Robert Dunn	3	2	6	0	6	3.0	0	6	2.0
TEAM	2	6	0	8	-8	-1.3	0	0	-4.0
Chris Todd	3	11	2	34	-32	-2.9	0	1	-10.7
Total	3	132	685	71	614	4.7	4	49	204.7
Opponents	3	87	246	87	159	1.8	0	19	53.0

PASSING	G	Effic	Att-Cmp-Int	Pct	Yds	TD	Lng	Avg/G
Chris Todd	3	113.26	44-75-1	58.7	472	1	33	157.3
Kodi Burns	2	27.17	4-12-1	33.3	15	0	7	7.5
Total	3	101.39	48-87-2	55.2	487	1	33	162.3
Opponents	3	92.11	63-113-3	55.8	482	2	24	160.7

RECEIVING	G	No.	Yds	Avg	TD	Long	Avg/G
Rodgeriquis Smith	3	8	86	10.8	0	33	28.7
Montez Billings	2	6	98	16.3	0	31	49.0
Ben Tate	3	6	61	10.2	0	27	20.3
Robert Dunn	3	5	58	11.6	0	20	19.3
Mario Fannin	3	5	24	4.8	0	18	8.0
Brad Lester	3	4	19	4.8	0	13	6.3
Chris Slaughter	1	4	13	3.2	1	8	13.0
Tommy Trott	3	3	44	14.7	0	24	14.7
Quindarius Carr	3	3	42	14.0	0	28	14.0
Tristan Davis	2	1	20	20.0	0	20	10.0
Terrell Zachery	3	1	17	17.0	0	17	5.7
James Swinton	2	1	4	4.0	0	4	2.0
Eric Smith	3	1	1	1.0	0	1	0.3
Total	3	48	487	10.1	1	33	162.3
Opponents	3	63	482	7.7	2	24	160.7

PUNT RETURNS	No.	Yds	Avg	TD	Long
Robert Dunn	9	193	21.4	1	66
Total	9	193	21.4	1	66
Opponents	8	38	4.8	0	11

INTERCEPTIONS	No.	Yds	Avg	TD	Long
Jerraud Powers	1	0	0.0	0	0
Walter McFadden	1	0	0.0	0	0
Zac Etheridge	1	0	0.0	0	0
Total	3	0	0.0	0	0
Opponents	2	17	8.5	0	15

KICK RETURNS	No.	Yds	Avg	TD	Long
Tristan Davis	2	49	24.5	0	35
Mario Fannin	1	24	24.0	0	24
Philip Pierre-Louis	1	18	18.0	0	18
Total	4	91	22.8	0	35
Opponents	12	273	22.8	0	38

FUMBLE RETURNS	No.	Yds	Avg	TD	Long
Craig Stevens	1	6	6.0	0	6
Michael Goggans	1	9	9.0	1	9
Total	2	15	7.5	1	9
Opponents	0	0	0.0	0	0

2008 Auburn Football Statistics

SCORING	TD	FGs	PATs				DXP	Saf	Points
			Kick	Rush	Rcv	Pass			
Wes Byrum	.0	5-8	7-7	0-0	0	0-0	0	0	22
Brad Lester	.1	0-0	0-0	0-0	0	0-0	0	0	6
Kodi Burns	.1	0-0	0-0	0-0	0	0-0	0	0	6
Michael Goggans	.1	0-0	0-0	0-0	0	0-0	0	0	6
Robert Dunn	.1	0-0	0-0	0-0	0	0-0	0	0	6
Tristan Davis	.1	0-0	0-0	0-0	0	0-0	0	0	6
Ben Tate	.1	0-0	0-0	0-0	0	0-0	0	0	6
Chris Slaughter	.1	0-0	0-0	0-0	0	0-0	0	0	6
Total	.7	5-8	7-7	0-0	0	0-0	0	0	64
Opponents	.2	0-4	1-1	0-0	0	0-1	0	1	15

TOTAL OFFENSE	G	Plays	Rush	Pass	Total	Avg/G
Chris Todd	.3	86	-32	472	440	146.7
Ben Tate	.3	48	278	0	278	92.7
Brad Lester	.3	35	148	0	148	49.3
Kodi Burns	.2	20	68	15	83	41.5
Eric Smith	.3	11	74	0	74	24.7
Tristan Davis	.2	7	44	0	44	22.0
Mario Fannin	.3	4	36	0	36	12.0
Robert Dunn	.3	2	6	0	6	2.0
TEAM	.2	6	-8	0	-8	-4.0
Total	.3	219	614	487	1101	367.0
Opponents	.3	200	159	482	641	213.7

FIELD GOALS	FGM-FGA	Pct	01-19	20-29	30-39	40-49	50-99	Lg	Blk
Wes Byrum	.5-8	62.5	1-1	1-2	2-3	0-1	1-1	52	0

FG SEQUENCE	Auburn	OPPONENTS
ULM	(33),32,(19)	39,45
Southern Miss	(52),(23)	44
Mississippi State	(35),42,22	38

Numbers in (parentheses) indicate field goal was made.

PUNTING	No.	Yds	Avg	Long	TB	FC	I20	Blkd
Clinton Durst	.19	830	43.7	58	2	6	7	1
TEAM	.1	17	17.0	17	0	0	0	0
Total	.20	847	42.3	58	2	6	7	1
Opponents	.29	1133	39.1	58	3	7	4	0

KICKOFFS	No.	Yds	Avg	TB	OB	Retn	Net	YdLn
Wes Byrum	.9	578	64.2	0	1			
Morgan Hull	.7	464	66.3	2	1			
Total	.16	1042	65.1	2	2	273	45.6	24
Opponents	.5	328	65.6	1	0	91	43.4	26

ALL PURPOSE	G	Rush	Rec	PR	KOR	IR	Tot	Avg/G
Ben Tate	.3	278	61	0	0	0	339	113.0
Robert Dunn	.3	6	58	193	0	0	257	85.7
Brad Lester	.3	148	19	0	0	0	167	55.7
Tristan Davis	.2	44	20	0	49	0	113	56.5
Montez Billings	.2	0	98	0	0	0	98	49.0
Rodgeriquis Smith	.3	0	86	0	0	0	86	28.7
Mario Fannin	.3	36	24	0	24	0	84	28.0
Eric Smith	.3	74	1	0	0	0	75	25.0
Kodi Burns	.2	68	0	0	0	0	68	34.0
Tommy Trott	.3	0	44	0	0	0	44	14.7
Quindarius Carr	.3	0	42	0	0	0	42	14.0
Philip Pierre-Louis	.1	0	0	0	18	0	18	18.0
Terrell Zachery	.3	0	17	0	0	0	17	5.7
Chris Slaughter	.1	0	13	0	0	0	13	13.0
James Swinton	.2	0	4	0	0	0	4	2.0
TEAM	.2	-8	0	0	0	0	-8	-4.0
Chris Todd	.3	-32	0	0	0	0	-32	-10.7
Total	.3	614	487	193	91	0	1385	461.7
Opponents	.3	159	482	38	273	17	969	323.0

2008 Auburn Football Statistics

Defensive Statistics

DEFENSIVE LEADERS	GP	-----Tackles-----			TFL/Yds	-Sacks- No-Yards	-----Pass Def-----			----Fumbles----		Bikd Kick	Saf
		Solo	Ast	Total			Int-Yds	BrUp	QBH	Rcv-Yds	FF		
8 Jeraud Powers	.3	13	5	18	.	.	1-0	2	1
52 Antonio Coleman	.3	7	5	12	4.0-22	3.0-20	.	.	3	.	1	.	.
10 Tray Blackmon	.3	8	3	11	2.0-4	1.0-2	.	.	1
46 Craig Stevens	.3	8	3	11	.	.	.	1	.	1-6	.	.	.
55 Merrill Johnson	.3	6	4	10	2.0-7	1.0-6	.	.	2	.	1	.	.
59 Chris Evans	.3	6	4	10	.	.	.	3
94 Sen'Derrick Marks	.3	8	2	10	5.5-18	.	.	.	1
17 Josh Bynes	.3	3	6	9
4 Zac Etheridge	.3	5	4	9	.	.	1-0	1
6 Walter McFadden	.3	8	1	9	1.0-5	.	1-0	2
49 Michael Goggans	.3	7	2	9	2.0-5	.	.	.	2	1-9	.	.	.
26 Mike McNeil	.3	4	4	8	1.0-4	1.0-4
15 Neiko Thorpe	.3	6	2	8	.	.	.	2	.	.	1	.	.
93 Mike Blanc	.3	4	3	7	0.5-0
83 Gabe McKenzie	.3	4	2	6
98 Zach Clayton	.3	5	.	5	3.0-10	1.0-6
99 Tez Doolittle	.3	4	1	5	3.0-6
56 Courtney Harden	.3	.	5	5	.	.	.	1
11 Mike Slade	.3	1	3	4
25 D'Antoine Hood	.3	2	2	4
45 Antoine Carter	.3	2	1	3	2
20 Drew Cole	.3	1	2	3
89 Darvin Adams	.3	1	1	2
60 Robert Shiver	.3	2	.	2
91 Jake Ricks	.3	1	1	2	1.0-4
32 Eric Smith	.3	1	.	1
39 Spencer Pybus	.3	1	.	1	1-0	.	.	.
80 Rodgeriqu Smith	.3	1	.	1
18 Kodi Burns	.2	1	.	1
Total	.3	120	66	186	25-85	7-38	3-0	12	12	3-15	3	.	.
Opponents	.3	129	84	213	22.0-65	3-14	2-17	9	20	6-0	5	1	1

Special Teams Tackles

SPECIAL TEAMS	-----Tackles-----		
	Solo	Ast	Total
8 Jeraud Powers	2	2	4
20 Drew Cole	1	2	3
60 Robert Shiver	2	0	2
11 Mike Slade	1	1	2
52 Antonio Coleman	1	1	2
89 Darvin Adams	1	1	2
56 Courtney Harden	0	2	2
6 Walter McFadden	1	0	1
25 D'Antoine Hood	1	0	1
32 Eric Smith	1	0	1
39 Spencer Pybus	1	0	1
55 Merrill Johnson	1	0	1
4 Zac Etheridge	0	1	1
10 Tray Blackmon	0	1	1
59 Chris Evans	0	1	1

2008 Scoring Summaries

Plays	Yards	TOP	Qtr	Scoring Play
LOUISIANA-MONROE				
--	--	--	1	M. Goggans 9-yard fumble recovery
--	--	--	1	R. Dunn 66-yard punt return
8	63	2:14	2	W. Byrum 33-yard field goal
3	30	0:52	3	B. Lester 3-yard run
12	77	4:15	3	W. Byrum 19-yard field goal
8	78	3:11	4	C. Slaughter 3-yard pass from C. Todd
SOUTHERN MISS				
6	26	2:04	2	B. Tate 1-yard run
7	76	2:34	2	T. Davis 13-yard run
4	-2	0:46	3	W. Byrum 52-yard field goal
12	75	3:17	3	K. Burns 1-yard run
10	70	4:42	4	W. Byrum 23-yard field goal
MISSISSIPPI STATE				
8	39	3:14	2	W. Byrum 35-yard field goal

Average Scoring Drive: Plays: 7.8 Yards: 53.2 Time: 2:43
--

2008 Starting Lineups

Offense

	WR	TE	LT	LG	C	RG	RT	WR	WR	QB	TB
LOUISIANA-MONROE	R. Smith	Trott	Ziamba	Green	Bosley	Isom	Pugh	Douglas (RB)	Swinton	Burns	Lester
SOUTHERN MISS	R. Smith	Trott	Ziamba	Green	Pugh	Isom	Bosley	E. Smith (RB)	Billings	Todd	Lester
at Mississippi State	Fannin	Trott	Ziamba	Green	Pugh	Isom	Bosley	Dunn	Billings	Todd	Lester
LSU											
TENNESSEE											
at Vanderbilt											
ARKANSAS											
at West Virginia											
at Ole Miss											
UT-MARTIN											
GEORGIA											
at Alabama											

Defense

	LE	DT	NG	RE	LB	LB	LB	CB	SS	FS	CB
LOUISIANA-MONROE	Goggans	Marks	Blanc	Coleman	Stevens	Blackmon	Johnson	McFadden	McNeil	Etheridge	Powers
SOUTHERN MISS	Goggans	Marks	Blanc	Coleman	Stevens	Blackmon	Johnson	McFadden	McNeil	Etheridge	Powers
at Mississippi State	Goggans	Marks	Blanc	Coleman	Stevens	Blackmon	Evans	McFadden	McNeil	Etheridge	Powers
LSU											
TENNESSEE											
at Vanderbilt											
ARKANSAS											
at West Virginia											
at Ole Miss											
UT-MARTIN											
GEORGIA											
at Alabama											

2008 Game-By-Game Team Statistics

Game	Score	First Downs		Rushing No-Yds-TD	Passing			Total Off. PI-Yds	Punts No-Avg	Fum. F/L	Penalties No-Yds	3rd Dns	Time of Poss
		Tot	Ru-Pa-Pe		C-A-I	Yds	TD						
Louisiana-Monroe at Auburn	0 34	12 19	3-8-1 16-3-0	30-84-0 46-321-1	20-38-0 13-27-1	136 85	0 1	68-220 73-406	11-39.3 7-43.4	2/2 0/0	4-20 7-55	2-18 5-15	31:09 28:51
Southern Miss at Auburn	13 27	20 22	4-14-2 5-15-2	27-37-0 41-132-3	33-50-2 21-34-1	268 248	2 0	77-305 75-380	8-40.0 5-44.2	4/1 5/3	8-76 6-53	1-14 4-12	29:40 30:20
at Mississippi State Auburn	2 3	6 14	1-4-1 9-5-0	30-38-0 45-161-0	10-25-1 14-26-0	78 154	0 0	55-116 71-315	10-38.1 8-40.2	1/0 3/3	4-23 12-94	0-14 3-16	27:47 32:13
LSU at Auburn													
Tennessee at Auburn													
at Vanderbilt Auburn													
Arkansas at Auburn													
at West Virginia Auburn													
at Ole Miss Auburn													
Tennessee-Martin at Auburn													
Georgia at Auburn													
at Alabama Auburn													

Miscellaneous Statistics

Average Time of Possession (by Quarter)

	<u>1</u>	<u>2</u>	<u>3</u>	<u>4</u>	<u>Total</u>
AUBURN	7:48	6:50	8:42	7:06	30:28
Opponent	7:11	8:09	6:17	7:53	29:32

Third Down Conversions (by Quarter)

	<u>1</u>	<u>2</u>	<u>3</u>	<u>4</u>	<u>Total</u>
AUBURN	2 of 10	2 of 11	5 of 14	3 of 8	12 of 43
<i>Pct.</i>	20.0	18.2	35.7	37.5	27.9
Opponents	2 of 11	0 of 12	0 of 10	1 of 13	3 of 46
<i>Pct.</i>	18.2	0.0	0.0	7.7	6.5

Third Down Conversions (by Yardage)

	<u>1-3</u>	<u>4-6</u>	<u>7-10</u>	<u>11+</u>	<u>Total</u>
AUBURN	5 of 9	1 of 6	4 of 10	2 of 18	12 of 43
<i>Pct.</i>	55.6	16.7	40.0	11.1	27.9
Opponents	1 of 7	0 of 12	1 of 15	1 of 12	3 of 46
<i>Pct.</i>	14.3	0.0	6.7	8.3	6.5

Turnovers

Takeaways — 6, Giveaways — 8
 Difference — -2
 Points Off TOs — AU 14, Opp. 7
 Points Off TOs/Game — AU 4.7, Opp. 2.3

Kickoffs

Kickoffs — 16
 Byrum — 9 KO, 0 TB, 1 OB
 Hull — 7 KO, 2 TB, 1 OB
 Touchbacks — 2
 Out of Bounds — 2
 Opp. Returns — 12 for 273 yards (22.8)
 On-side kicks — 0-for-0

Red Zone

AU Scores/Times in Red Zone: 9/13 (.692)
 AU TDs/Times in Red Zone: 5/13 (.385)
 Scores (8): 5 TD, 4 FG
 Non-Scores (3): 2 Fumbles, 2 Missed FG
 Opp. Scores/Times in Red Zone: 2/5 (.400)
 Opp. TDs/Times in Red Zone: 2/5 (.400)
 Scores (2): 2 TD
 Non-Scores (3): 2 Missed FG, Downs

2008 Game-By-Game Individual Statistics

Rushing

<u>No.-Yds, TD</u>	<u>#18 Burns</u>	<u>#9 Davis</u>	<u>#27 Fannin</u>	<u>#1 Lester</u>	<u>#32 Smith</u>	<u>#44 Tate</u>	<u>#12 Todd</u>
LOUISIANA-MONROE	6-69, 0	DNP	2-21, 0	14-52, 1	9-66, 0	13-115, 0	2-(-2), 0
SOUTHERN MISS	2-(-1), 1	2-15, 1	1-3, 0	12-45, 0	2-8, 0	15-71, 1	2-(-11), 0
at Mississippi State	DNP	5-29, 0	1-12, 0	9-51, 0	0-0, 0	20-92, 0	7-(-19), 0
LSU							
TENNESSEE							
at Vanderbilt							
ARKANSAS							
at West Virginia							
at Ole Miss							
TENNESSEE-MARTIN							
GEORGIA							
at Alabama							

Receiving

<u>No.-Yds, TD</u>	<u>#84 Billings</u>	<u>#3 Dunn</u>	<u>#27 Fannin</u>	<u>#13 Hawthorne</u>	<u>#23 Slaughter</u>	<u>#80 Smith</u>	<u>#5 Trott</u>
LOUISIANA-MONROE	DNP	0-0, 0	1-0, 0	0-0, 0	4-13, 1	5-57, 0	0-0, 0
SOUTHERN MISS	3-30, 0	2-21, 0	3-22, 0	0-0, 0	DNP	1-21, 0	3-44, 0
at Mississippi State	3-68, 0	3-37, 0	1-2, 0	0-0, 0	DNP	2-8, 0	0-0, 0
LSU							
TENNESSEE							
at Vanderbilt							
ARKANSAS							
at West Virginia							
at Ole Miss							
TENNESSEE-MARTIN							
GEORGIA							
at Alabama							

<u>No.-Yds, TD</u>	<u>#85 Carr</u>	<u>#82 Swinton</u>	<u>#1 Lester</u>	<u>#44 Tate</u>
LOUISIANA-MONROE	1-6, 0	1-4, 0	0-0, 0	1-5, 0
SOUTHERN MISS	1-8, 0	DNP	2-13, 0	3-51, 0
at Mississippi State	1-28, 0	0-0, 0	2-6, 0	2-5, 0
LSU				
TENNESSEE				
at Vanderbilt				
ARKANSAS				
at West Virginia				
at Ole Miss				
TENNESSEE-MARTIN				
GEORGIA				
at Alabama				

Passing

<u>C-A-Yds-Int, TD</u>	<u>#18 Burns</u>	<u>#12 Todd</u>
LOUISIANA-MONROE	4-9-15-0, 0	9-18-70-1, 1
SOUTHERN MISS	0-3-0-1, 0	21-31-248-0, 0
at Mississippi State	DNP	14-26-154-0, 0
LSU		
TENNESSEE		
at Vanderbilt		
ARKANSAS		
at West Virginia		
at Ole Miss		
TENNESSEE-MARTIN		
GEORGIA		
at Alabama		

Field Goals

<u>Made. (Missed)</u>	<u>#18 Byrum</u>
LOUISIANA-MONROE	33, (32), 19
SOUTHERN MISS	52, 23
at Mississippi State	35, (42), (22)
LSU	
TENNESSEE	
at Vanderbilt	
ARKANSAS	
at West Virginia	
at Ole Miss	
TENNESSEE-MARTIN	
GEORGIA	
at Alabama	

Punting

<u>No.-Avg. In 20</u>	<u>#97 Durst</u>
LOUISIANA-MONROE	7-43.4, 4
SOUTHERN MISS	5-44.2, 0
at Mississippi State	7-43.6, 3
LSU	
TENNESSEE	
at Vanderbilt	
ARKANSAS	
at West Virginia	
at Ole Miss	
TENNESSEE-MARTIN	
GEORGIA	
at Alabama	

2008 Game-By-Game Individual Statistics

Defensive Linemen

<u>Solo+Ast=Total</u>	<u>#93 Blanc</u>	<u>#98 Clayton</u>	<u>#52 Coleman</u>	<u>#49 Goggans</u>	<u>#94 Marks</u>	<u>#83 McKenzie</u>	<u>#91 Ricks</u>
LOUISIANA-MONROE	0+0=0	2+0=2	4+1=5	1+1=2	2+0=2	1+1=2	1+1=2
SOUTHERN MISS	2+2=4	1+0=1	2+4=6	4+0=4	3+1=4	2+0=2	0+0=0
at Mississippi State	2+1=3	2+0=2	1+0=1	2+1=3	2+1=3	1+1=2	0+0=0
LSU							
TENNESSEE							
at Vanderbilt							
ARKANSAS							
at West Virginia							
at Ole Miss							
TENNESSEE-MARTIN							
GEORGIA							
at Alabama							

Linebackers

<u>Solo+Ast=Total</u>	<u>#10 Blackmon</u>	<u>#17 Bynes</u>	<u>#59 Evans</u>	<u>#56 Harden</u>	<u>#55 Johnson</u>	<u>#46 Stevens</u>
LOUISIANA-MONROE	1+1=2	1+5=6	2+1=3	0+4=4	3+0=3	2+1=3
SOUTHERN MISS	2+1=3	0+1=1	1+3=4	0+1=1	2+4=6	3+1=4
at Mississippi State	5+1=6	2+0=2	3+0=3	0+0=0	2+0=2	3+1=4
LSU						
TENNESSEE						
at Vanderbilt						
ARKANSAS						
at West Virginia						
at Ole Miss						
TENNESSEE-MARTIN						
GEORGIA						
at Alabama						

Defensive Backs

<u>Solo+Ast=Total</u>	<u>#4 Etheridge</u>	<u>#25 Hood</u>	<u>#6 McFadden</u>	<u>#26 McNeil</u>	<u>#8 Powers</u>	<u>#15 Thorpe</u>
LOUISIANA-MONROE	2+1=3	1+2=3	0+0=0	0+0=0	3+3=6	5+2=7
SOUTHERN MISS	2+3=5	1+0=1	4+1=5	2+4=6	6+2=8	1+0=1
at Mississippi State	1+0=1	0+0=0	4+0=4	2+0=2	4+0=4	0+0=0
LSU						
TENNESSEE						
at Vanderbilt						
ARKANSAS						
at West Virginia						
at Ole Miss						
TENNESSEE-MARTIN						
GEORGIA						
at Alabama						

Others

<u>Solo+Ast=Total</u>	<u>#45 Carter</u>	<u>#20 Cole</u>	<u>#99 Doolittle</u>	<u>#39 Pybus</u>	<u>#11 Slade</u>
LOUISIANA-MONROE	1+1=2	0+2=2	2+1=3	1+0=1	0+3=3
SOUTHERN MISS	1+0=1	1+0=1	0+0=0	0+0=0	0+0=0
at Mississippi State	0+0=0	0+0=0	2+0=2	0+0=0	1+0=1
LSU					
TENNESSEE					
at Vanderbilt					
ARKANSAS					
at West Virginia					
at Ole Miss					
TENNESSEE-MARTIN					
GEORGIA					
at Alabama					

2008 Player Participation

Player	Pos.	2008 Games Played	2008 Starts	Career Games Played	Career Starts	Consec. Career Starts	Player	Pos.	2008 Games Played	2008 Starts	Career Games Played	Career Starts	Consec. Career Starts
Darvin Adams	WR	3	-	3	-	-	Eric Smith	RB	3	-	3	-	-
Harry Adams	DB	1	-	1	-	-	Rodgeriquis Smith	WR	3	2	36	28	-
Brian Anyadike	RB	-	-	2	-	-	Vance Smith	TE	3	-	3	-	-
Mike Berry	OL	3	-	9	3	-	Craig Stevens	LB	3	3	16	11	4
Montez Billings	WR	2	1	24	10	1	James Swinton	WR	2	1	23	1	-
Tray Blackmon	LB	3	3	18	16	10	Ben Tate	RB	3	-	25	7	-
Mike Blanc	DL	3	3	15	3	3	Patrick Tatum	P	-	-	7	-	-
Jason Bosley	OL	3	3	26	20	16	Christian Thompson	DB	3	-	3	-	-
Kodi Burns	QB	2	1	11	2	-	Neiko Thorpe	DB	3	-	3	-	-
Josh Bynes	LB	3	-	8	-	-	Jackson Timmerman	OL	1	-	2	-	-
Wes Byrum	K	3	-	16	-	-	Chris Todd	QB	3	2	3	2	2
Quindarius Carr	WR	3	-	3	-	-	Tommy Trott	TE	3	3	31	14	3
Antoine Carter	DE	3	-	16	-	-	Jonathan Vickers	DB	3	-	6	-	-
Neil Caudle	QB	1	-	2	-	-	Ryan Williams	DB	-	-	6	-	-
Wade Christopher	LB	-	-	2	-	-	Terrell Zachery	WR	3	-	4	-	-
Zach Clayton	DT	3	-	13	-	-	Lee Ziemba	OT	3	3	16	16	16
Drew Cole	DB	3	-	3	-	-							
Antonio Coleman	DE	3	3	29	10	3							
Jared Cooper	OL	1	-	1	-	-							
Clayton Crofoot	H	3	-	3	-	-							
John Cubelic	WR	-	-	1	-	-							
Tristan Davis	RB	2	-	29	2	-							
Tez Doolittle	DT	3	-	25	-	-							
John Douglas	RB	1	1	1	1	-							
Robert Dunn	WR	3	1	35	4	1							
Clinton Durst	P	3	-	3	-	-							
Bart Eddins	OL	3	-	6	-	-							
Zac Etheridge	SS	3	3	18	15	6							
Chris Evans	LB	3	1	32	10	1							
Mario Fannin	RB	3	1	19	3	1							
Michael Goggans	DE	3	3	16	3	3							
Tyronne Green	OL	3	3	33	16	16							
Courtney Harden	LB	3	-	37	-	-							
Ryan Hastie	RB	1	-	1	-	-							
Tim Hawthorne	WR	3	-	16	3	-							
Adam Herring	LB	3	-	3	-	-							
D'Antoine Hood	DB	3	-	3	-	-							
Morgan Hull	K	2	-	4	-	-							
Byron Isom	OL	3	3	6	3	3							
Merrill Johnson	LB	3	2	36	12	-							
Brad Lester	RB	3	3	33	11	3							
Sen'Derrick Marks	DE	3	3	32	29	29							
Andrew McCain	OL	3	-	18	-	-							
Walter McFadden	DB	3	3	27	3	3							
Gabe McKenzie	TE	3	-	29	-	-							
Mike McNeil	DB	3	3	16	3	3							
Philip Pierre-Louis	WR	1	-	1	-	-							
Jerraud Powers	DB	3	3	29	16	16							
Ryan Pugh	OL	3	3	11	10	6							
Spencer Pybus	LB	3	-	3	-	-							
Chaz Ramsey	OL	-	-	10	10	10							
Jake Ricks	DT	3	-	22	-	-							
Aairon Savage	FS	-	-	19	15	-							
Jomarcus Savage	DL	1	-	1	-	-							
Robert Shiver	DS	3	-	29	-	-							
Ryan Shoemaker	P	-	-	12	-	-							
Mike Slade	DB	3	-	3	-	-							
Chris Slaughter	WR	1	-	13	-	-							
Brent Slusher	LB	-	-	2	-	-							

Top Ten Career Games Played (Active)

1. Courtney Harden 37
2. Merrill Johnson 36
3. Rodgeriquis Smith 36
4. Robert Dunn 35
5. Tyronne Green 33
6. Brad Lester 33
7. Chris Evans 32
8. Sen'Derrick Marks 32
9. Tommy Trott 31
10. Antonio Coleman 29
11. Tristan Davis 29
12. Gabe McKenzie 29
13. Jerraud Powers 29
14. Robert Shiver 29

Top Ten Career Games Started (Active)

1. Sen'Derrick Marks 29
2. Rodgeriquis Smith 28
3. Jason Bosley 20
4. Tray Blackmon 16
5. Tyronne Green 16
6. Jerraud Powers 16
7. Lee Ziemba 16
8. Zac Etheridge 15
9. Aairon Savage 15
10. Tommy Trott 14

Top Five Consecutive Starts (Active)

1. Sen'Derrick Marks 29
2. Jason Bosley 16
3. Tyronne Green 16
4. Jerraud Powers 16
5. Lee Ziemba 16

2008 Superlatives

Auburn Team Superlatives

Points Scored	34	vs. ULM (8/30)
Low	3	at Mississippi State (9/13)
First Downs	22	vs. Southern Miss (9/6)
Low	14	at Mississippi State (9/13)
Rushing Plays	46	vs. ULM (8/30)
Low	41	vs. Southern Miss (9/6)
Net Rushing Yards	321	vs. ULM (8/30)
Low	132	vs. Southern Miss (9/6)
Passes Attempted	34	vs. Southern Miss (9/6)
Low	26	at Mississippi State (9/13)
Passes Completed	21	vs. Southern Miss (9/6)
Low	13	vs. ULM (8/30)
Had Intercepted	1	vs. ULM (8/30)
Low	0	vs. Southern Miss (9/6)
Net Passing Yards	248	vs. Southern Miss (9/6)
Low	85	vs. ULM (8/30)
Total Offensive Plays	75	vs. Southern Miss (9/6)
Low	71	at Mississippi State (9/13)
Total Net Offense	406	vs. ULM (8/30)
Low	315	at Mississippi State (9/13)
Fumbles	5	vs. Southern Miss (9/6)
Low	0	vs. ULM (8/30)
Fumbles Lost	3	vs. Southern Miss (9/6)
Low	0	at Mississippi State (9/13)
Penalties	12	at Mississippi State (9/13)
Low	6	vs. Southern Miss (9/6)
Penalty Yards	94	at Mississippi State (9/13)
Low	53	vs. Southern Miss (9/6)

Auburn Individual Superlatives

Rushing Attempts	20	by Ben Tate at Mississippi State (9/13)
Net Rushing Yards	115	by Ben Tate vs. ULM (8/30)
Rushing TDs	1	four times
Pass Attempts	31	by Chris Todd vs. Southern Miss (9/6)
Pass Completions	21	by Chris Todd vs. Southern Miss (9/6)
Had Intercepted	1	by Chris Todd vs. ULM (8/30)
Low	0	by Kodi Burns vs. Southern Miss (9/6)
Net Passing Yards	248	by Chris Todd Southern Miss (9/6)
Passing TDs	1	by Chris Todd vs. ULM (8/30)
Receptions	5	by Rodgeriqu Smith vs. ULM (8/30)
Receiving Yards	68	by Montez Billings at Mississippi St. (9/13)
TD Receptions	1	by Chris Slaughter vs. ULM (8/30)
Punts	7	by Clinton Durst vs. ULM (8/30)
Low	0	by Clinton Durst at Mississippi St. (9/13)
Punt Average	44.2	by Clinton Durst vs. Southern Miss (9/6)
Punts Inside 20	4	by Clinton Durst vs. ULM (8/30)
Punt Returns	4	by Robert Dunn vs. Southern Miss (9/6)
Punt Return Yards	103	by Robert Dunn vs. Southern Miss (9/6)
Kickoff Returns	1	four times
Kickoff Return Yards	35	by Tristan Davis at Mississippi St. (9/13)
FG Attempts	3	by Wes Byrum vs. ULM (8/30)
Low	0	by Wes Byrum at Mississippi St. (9/13)
FG Made	2	by Wes Byrum vs. ULM (8/30)
Low	0	by Wes Byrum vs. Southern Miss (9/6)
Interceptions	1	three times
Low	0	last by Walter McFadden at Miss. St. (9/13)
Interception Yards	-	

Auburn Individual Long Plays

Rushing	49	by Ben Tate vs. ULM (8/30)
Passing	33	by Chris Todd vs. ULM (8/30)
Receiving	33	by Rodgeriqu Smith vs. ULM (8/30)
Field Goal	52	by Wes Byrum vs. Southern Miss (9/6)
Punt	58	by Clinton Durst vs. ULM (8/30)
Punt Return	66	by Robert Dunn vs. ULM (8/30)
Kickoff Return	35	by Tristan Davis at Mississippi St. (9/13)
Interception Return	-	

Opponent Team Superlatives

Points Scored	13	by Southern Miss (9/6)
Low	0	by ULM (8/30)
First Downs	20	by Southern Miss (9/6)
Low	6	by Mississippi State (9/13)
Rushing Plays	30	by ULM (8/30)
Low	27	by Mississippi State (9/13)
Net Rushing Yards	84	by ULM (8/30)
Low	37	by Southern Miss (9/6)
Passes Attempted	50	by Southern Miss (9/6)
Low	25	by Mississippi State (9/13)
Passes Completed	33	by Southern Miss (9/6)
Low	10	by Mississippi State (9/13)
Had Intercepted	2	by Southern Miss (9/6)
Low	0	by ULM (8/30)
Net Passing Yards	268	by Southern Miss (9/6)
Low	78	by Mississippi State (9/13)
Total Offensive Plays	77	by Southern Miss (9/6)
Low	55	by Mississippi State (9/13)
Total Net Offense	305	by Southern Miss (9/6)
Low	116	by Mississippi State (9/13)
Fumbles	4	by Southern Miss (9/6)
Low	2	by ULM (8/30)
Fumbles Lost	2	by ULM (8/30)
Low	0	by Mississippi State (9/13)
Penalties	8	by Southern Miss (9/6)
Low	4	by ULM (8/30)
Penalty Yards	76	by Southern Miss (9/6)
Low	20	by ULM (8/30)

Opponent Individual Superlatives

Rushing Attempts	16	by Christian Ducre of Mississippi St. (9/13)
Net Rushing Yards	49	by Christian Ducre of Mississippi St. (9/13)
Rushing TDs	-	
Pass Attempts	50	by Austin Davis of Southern Miss (9/6)
Pass Completions	33	by Austin Davis of Southern Miss (9/6)
Had Intercepted	2	by Austin Davis of Southern Miss (9/6)
Net Passing Yards	268	by Austin Davis of Southern Miss (9/6)
Passing TDs	2	by Austin Davis of Southern Miss (9/6)
Receptions	12	by Shawn Nelson of Southern Miss (9/6)
Receiving Yards	118	by Shawn Nelson of Southern Miss (9/6)
TD Receptions	2	by Shawn Nelson of Southern Miss (9/6)
Punts	10	by Scott Love of ULM (8/30)
Low	0	by Blake McAdams of Mississippi St. (9/13)
Punt Average	40.0	by Britt Barefoot of Southern Miss (9/6)
Punts Inside 20	3	by Blake McAdams of Mississippi St. (9/13)
Punt Returns	4	by Derek Pegues of Mississippi State (9/13)
Punt Return Yards	21	by Derek Pegues of Mississippi State (9/13)
Kickoff Returns	4	by Luther Ambrose of ULM (8/30)
Kickoff Return Yards	89	by Luther Ambrose of ULM (8/30)
FG Attempts	1	four times
Low	0	last by Adam Carlson of Mississippi St. (9/13)
FG Made	-	
Interceptions	1	by Cardia Jackson of ULM (8/30)
Low	0	by C.J. Bailey of Southern Miss (9/6)
Interception Yards	15	by C.J. Bailey of Southern Miss (9/6)

Opponent Individual Long Plays

Rushing	19	by Kinsmon Lancaster of ULM (8/30)
Passing	24	by Austin Davis of Southern Miss (9/6)
Receiving	24	by Austin Davis of Southern Miss (9/6)
Field Goal	-	
Punt	58	by Britt Barefoot of Southern Miss (9/6)
Punt Return	11	by Derek Pegues of Mississippi State (9/13)
Kickoff Return	38	by Derek Pegues of Mississippi State (9/13)
Interception Return	15	by C.J. Bailey of Southern Miss (9/6)

2008 Plays Of 20+ Yards

Yards	Type	Player(s)	Opponent	Qtr.
49	run	Ben Tate	ULM	2nd
39	run	Ben Tate	Mississippi State	4th
33	pass	Rodgeriqu Smith from Chris Todd	ULM	4th
31	pass	Montez Billings from Chris Todd	Mississippi State	3rd
30	pass	Montez Billings from Chris Todd	Mississippi State	2nd
27	pass	Ben Tate from Chris Todd	Southern Miss	1st
24	pass	Tommy Trott from Chris Todd	Southern Miss	1st
23	run	Kodi Burns	ULM	3rd
21	pass	Rodgeriqu Smith from Chris Todd	Southern Miss	2nd
21	pass	Ben Tate from Chris Todd	Southern Miss	3rd
20	pass	Tristan Davis from Chris Todd	Southern Miss	3rd
20	run	Ben Tate	Southern Miss	4th
20	pass	Robert Dunn from Chris Todd	Mississippi State	3rd

Play Breakdown

BY PLAY

Pass.....9
Run4

BY GAME

Louisiana-Monroe3
Southern Miss6
at Mississippi State4
LSU-
Tennessee-
at Vanderbilt-
Arkansas-
at West Virginia-
at Ole Miss-
Tennessee-Martin.....-
Georgia.....-
at Alabama-

BY QUARTER

1st2
2nd3
3rd5
4th3

RUSHING

Ben Tate3
Kodi Burns.....1

PASSING

Chris Todd9

RECEIVING

Montez Billings2
Rodgeriqu Smith2
Ben Tate2
Tristan Davis1
Robert Dunn1
Tommy Trott.....1

The Last Time ...

An Auburn Team

Had 35 First Downs... vs. Western Carolina, 2002 (37)
Had 30 First Downs... vs. Tennessee, 2004 (31)
Had 400 yards rushing... vs. Mississippi State, 2003 (405)
Had 300 yards rushing... vs. Louisiana-Monroe, 2008 (321)
Had 50 or more rushing attempts... vs. Arkansas, 2005 (52)
Had six or more rushing TDs... at Kentucky, 2005 (6)
Had five or more rushing TDs... vs. New Mexico State, 2007 (5)
Had four or more rushing TDs... vs. Vanderbilt, 2007 (4)
Had 350 or more yards passing... vs. Tennessee, 2004 (374)
Had 300 or more yards passing... vs. Georgia Tech, 2005 (342)
Had 50 or more pass attempts... vs. Mississippi State, 1997 (54)
Had 30 or more pass completions... vs. Arkansas, 1995 (34)
Had five TDs passing... vs. Louisiana Tech, 2001 (5)
Had four TDs passing... vs. Louisiana Tech, 2004 (4)
Had three TDs passing... vs. Tulane, 2006 (3)
Had 500 or more yards total offense... at Georgia, 2005 (506)
Had 80 or more total plays... vs. Clemson [Chick-fil-A], 2007 (90)
Scored 70 or more points... vs. Louisiana-Monroe, 2003 (73)
Scored 60 or more points... vs. Ball State, 2005 (63)
Scored 50 or more points... vs. New Mexico State, 2007 (55)
Scored 40 or more points... vs. New Mexico State, 2007 (55)
Had five or more fumbles... vs. Southern Miss (5)
Did not commit a turnover... at LSU, 2007
Had 200-yard rusher and 100-yard receiver in a game... vs. Syracuse, 2002 (Carnell Williams [202 rush] and Marcel Willis [113 receiving])
Had 150-yard rusher and 150-yard receiver in a game... at Arkansas, 2001 (Carnell Williams [177 rush] and Tim Carter [156 receiving])
Had 100-yard receiver and 100-yard rusher in a game... at Ole Miss, 2006 (Kenny Irons [106 rush], Courtney Taylor [108 rec])
Had two 100-yard rushers in a game... vs. New Mexico State, 2007 (Ben Tate [111] and Mario Fannin [103])
Had two 150-yard rushers in a game... vs. Mississippi State, 2003 (Brandon Jacobs [182] and Carnell Williams [164])
Had three 100-yard rushers in a game ... vs. Maryland, 1983 (Tommie Agee [219], Lionel James [115] and Bo Jackson [105])
Had two 100-yard receivers in a game... vs. LSU, 1999 (Ronney Daniels [120] and Markeith Cooper [105])
Had a 60-yard run and a 60-yard pass in a game ... vs. Alabama, 2003 (Carnell Williams 80 rush, Jason Campbell to Ben Obomanu 64 pass)
Had three players with 2 rushing TDs... vs. Louisiana-Monroe, 2003 (Carnell Williams [2], Brandon Jacobs [2], Tre Smith [2])
Had two players with seven or more catches in a game ... Courtney Taylor vs. Alabama, 2003 (7), Silas Daniels vs. Alabama, 2003 (7)
Scored a touchdown on offense, defense and special teams... vs. Louisiana-Monroe, 2008 (2 offense [1 pass, 1 rush], 1 defense [fumble return], 1 special team [punt return])
Scored on the first offensive play ... vs. Alabama, 2003 (Carnell Williams, 80 yard run)
Returned a punt for a TD... vs. Louisiana-Monroe, 2008 (Robert Dunn) [66 yards]
Returned a kickoff for a TD... vs. Ball State, 2005 (Brad Lester) [93 yards]
Returned three Interceptions for TDs... vs. LSU, 1994 (Ken Alvis, Fred Smith, Brian Robinson)
Returned two Interceptions for TDs... vs. LSU, 1994 (Ken Alvis, Fred Smith, Brian Robinson)
Returned an Interception for a TD... vs. Tennessee Tech, 2007 (Walter McFadden) [93]
Returned two fumbles for TDs... vs. Vanderbilt, 2002 (Spencer Johnson, Karlos Dansby)
Returned a fumble for a TD... vs. New Mexico State, 2007 (Pat Sims) [21]
Blocked a punt ... vs. Florida, 2006 (Jeraud Powers)
Blocked two punts... vs. La-Monroe, 2003 (3 - Justin Fetsko [2], Donnay Young)
Blocked three punts ... vs. La-Monroe, 2003 (3 - Justin Fetsko [2], Donnay Young)
Returned a blocked punt for a TD... vs. Florida, 2006 (Tre Smith)
Blocked a field goal ... at Florida, 2007 (Seri'Derrick Marks)
Blocked two field goals in a game... at Georgia, 2001 (Alton Moore, 2)
Blocked a PAT attempt ... vs. Georgia, 2006 (Jonathan Palmer)
Blocked two PAT attempt ... vs. LSU, 1998 (Charles Dorsey, 2)
Missed a kicking PAT... vs. New Mexico State, 2007 (Wes Byrum)
Had a punt blocked... at Mississippi State, 2008 (Clinton Durst)
Had a field goal blocked... vs. New Mexico State, 2007 (Wes Byrum)
Had a successful on-side kick... at South Carolina, 2006 (Matt Clark/Jeraud Powers)
Was held scoreless... vs. Southern California, 2003 (0-23)
Was held scoreless at Jordan-Hare Stadium... vs. Southern California, 2003 (0-23)

Held an opponent scoreless... vs. Louisiana-Monroe, 2008 (34-0)
Held an opponent scoreless at Jordan-Hare Stadium... vs. La-Monroe, 2008 (34-0)
Held an opponent to five or less first downs... vs. Ball State, 2001 (5)
Held an opponent to 10 or less first downs... at Mississippi State, 2008 (6)
Intercepted five or more passes... at Tennessee, 2004 (5)
Intercepted four or more passes... at Tennessee, 2004 (5)
Held an opponent to 300 or less yards total offense... at Mississippi State, 2008 (116)
Held an opponent to 200 or less yards total offense... at Mississippi State, 2008 (116)
Held an opponent to 150 or less yards total offense... at Mississippi State, 2008 (116)
Held an opponent to 100 or less yards total offense... vs. Ball State, 2001 (92)
Held an opponent to 100 or less yards rushing... at Mississippi State, 2008 (38)
Held an opponent to 50 or less yards rushing... at Mississippi State, 2008 (38)
Held an opponent to negative yards rushing... vs. Florida, 2001 (-36)
Held an opponent to 100 or less yards passing... at Mississippi State, 2008 (78)
Held an opponent without a touchdown... at Mississippi State, 2008
Scored a safety... vs. Florida, 2006 (Team)
Scored on a fake field goal... vs. Vanderbilt, 2000 (Duval pass to Diamond)
Scored an offensive two-point conversion ... at Alabama, 2006 (Lee Guess pass from Carl Stewart)
Scored two or more offensive two-point conversions... vs. Florida, 2002 [2]
Scored a defensive two-point conversion... vs. LSU, 1998 (Brad Ware)
Had 10 or more penalties... vs. Vanderbilt, 2007 (11)
Had 100 or more penalty yards... at Ole Miss, 2000 (112)
Had 35 minutes time of possession... vs. Ole Miss, 2007 (36:23)
Was involved in a game that ended in a tie... vs. Georgia, 1994 (23-23)
Was involved in an overtime game... vs. Clemson [Chick-fil-A], 2007 (23-20 win)
Won a game without scoring an offensive touchdown ... at Miss. State, 2008 (3-2)

An Auburn Player

Rushed 40 times in a game... Carnell Williams vs. Syracuse, 2002 (40)
Rushed 35 times in a game... Kenny Irons at Georgia, 2005 (37)
Rushed 30 times in a game... Kenny Irons at Arkansas, 2005 (33)
Rushed for 200 yards in a game... Kenny Irons at LSU, 2005 (218)
Rushed for 150 yards in a game... Ben Tate vs. Tulane, 2006 (156)
Rushed for 100 yards in a game... Ben Tate vs. Louisiana-Monroe, 2008 (115)
Rushed for 100 yards in five consecutive games... Kenny Irons vs. Alabama (103), at Georgia (179), at Kentucky (103), vs. Ole Miss (101), at LSU (218), 2005
Rushed for 100 yards in four consecutive games... Kenny Irons vs. Alabama (103), at Georgia (179), at Kentucky (103), vs. Ole Miss (101)
Rushed for 100 yards in three consecutive games... Kenny Irons vs. Alabama (103), at Georgia (179), at Kentucky (103), 2005
Rushed for 100 yards in consecutive games... Kenny Irons vs. Alabama (103), at Georgia (179), 2005
Rushed for 150 yards in three consecutive games... Carnell Williams vs. Tennessee (185), at Arkansas (150), vs. Mississippi State (164), 2003
Rushed for 150 yards in consecutive games... Kenny Irons at Arkansas (182), at LSU (218), 2005
Rushed for 4 or more TDs in a game... Carnell Williams vs. Mississippi State, 2003 (6)
Rushed for 3 or more TDs in a game... Mario Fannin vs. New Mexico State, 2007 (3)
Rushed for 2 or more TDs in four consecutive games... Carnell Williams vs. Western Carolina (2), vs. Vanderbilt (2), at Miss. State (2), vs. Syracuse (2), 2002
Rushed for 2 or more TDs in three consecutive games... Ronnie Brown at Florida (2), vs. LSU (2), at Ole Miss (3), 2002
Rushed for 400 yards in a game... Ben Leard at Georgia, 1999 (416)
Passed for 300 yards in a game... Brandon Cox, 2005 (342)
Attempted 50 passes in a game... Dameyune Craig vs. Mississippi State, 1997 (54)
Attempted 40 passes in a game... Brandon Cox at LSU, 2005 (40)
Threw five TDs in a game... Daniel Cobb vs. Louisiana Tech, 2001 (5)
Threw four TDs in a game... Daniel Cobb vs. Louisiana Tech, 2001 (5)
Threw three TDs in a game... Brandon Cox vs. Tulane, 2006 (3)
Had 400 yards total offense in a game... Jason Campbell vs. Tennessee, 2004 (431)
Had 300 yards total offense in a game... Brandon Cox, vs. Georgia Tech 2005 (311)
Accounted for four or more TDs in a game... Carnell Williams vs. Mississippi State, 2003 (6)
Accounted for three or more TDs in a game... Mario Fannin vs. New Mexico St., 2007 (3)
Caught 15 passes in a game... Willie Goshua vs. Arkansas, 1995 (17)
Caught 10 or more passes in a game... Ronney Daniels vs. Central Florida, 1999 (10)
Caught seven or more passes in a game... Rod Smith vs. Ole Miss, 2007 (8)
Had 200 or more yards receiving in a game... Ronney Daniels at Georgia, 1999 (249)
Had 150 or more yards receiving in a game... Ben Obomanu vs. Ole Miss, 2003 (150)

The Last Time ...

Had 100 or more yards receiving in a game... Rod Smith vs. Ole Miss (111)
Had 100 yards receiving in consecutive games... Courtney Taylor at Ole Miss (108); vs. Arkansas State (116), 2006
Caught four or more TD passes in a game... Alexander Wright vs. Pacific, 1987 (4)
Caught three or more TD passes in a game... Alexander Wright vs. Pacific, 1987 (4)
Caught two or more TD passes in a game... Robert Dunn vs. Tennessee Tech, 2007 (2)
Scored 15 or more points kicking... John Vaughn vs. Washington State, 2006 (16)
Scored 10 or more points kicking... Wes Byrum vs. Louisiana-Monroe, 2008 (10)
Kicked five or more field goals in a game... Jaret Holmes vs. UAB, 1996 (5)
Kicked four or more field goals in a game... John Vaughn vs. Florida, 2006 (4)
Had 100 punt return yards in a game... Robert Dunn vs. Southern Miss, 2008 (103)
Scored four or more TDs... Carnell Williams vs. Mississippi State, 2003 (6 rush)
Scored three or more TDs... Mario Fannin vs. New Mexico State, 2007 (3 rush)
Scored a rushing and receiving TD in a game... Carl Stewart vs. Nebraska [AT&T Cotton], 2007
Had an 80-yard run... Carnell Williams vs. Alabama, 2003 (80)
Had a 70-yard run... Tristan Davis at Kentucky, 2005 (75)
Had a 60-yard run... Mario Fannin vs. New Mexico State, 2007 (67)
Completed an 80-yard pass... Jason Campbell to Silas Daniels vs. Louisiana Tech, 2004 (87)
Completed a 70-yard pass... Jason Campbell to Silas Daniels vs. Louisiana Tech, 2004 (87)
Completed a 60-yard pass... Brandon Cox to Devin Aromashodu at Georgia, 2005 (62)
Kicked a field goal of 50 or more yards... Wes Byrum vs. Southern Miss, 2008 (52)
Kicked a field goal of 50 or more yards in consecutive games... John Vaughn, 2006; at Mississippi State (55), vs. Washington State (52)
Kicked two field goals of 50 or more yards in a game... Win Lyle vs. Tennessee, 1987 [55, 52]
Had a 70-yard punt... Kody Bliss vs. Tulane, 2006 (71)
Had a 60-yard punt... Ryan Shoemaker vs. New Mexico State, 2007 (67)
Blocked a field goal in a game... Sen'Derrick Marks at Florida, 2007
Blocked two field goals in a game... Alton Moore at Georgia, 2001
Blocked a PAT attempt ... Charles Dorsey vs. LSU, 1998 (2)
Blocked two PAT attempts ... Charles Dorsey vs. LSU, 1998 (2)
Blocked a punt in a game... Jerraud Powers vs. Florida, 2006
Blocked two punts in a game... Justin Fetsko vs. Louisiana-Monroe, 2003 (2)
Intercepted three or more passes in a game... Junior Rosegreen at Tennessee, 2004 (4)
Intercepted two or more passes in a game... Jonathan Wilhite vs. New Mexico State, 2007 (2)
Intercepted a pass in consecutive games... Jerraud Powers, 2007; at Georgia; vs. Alabama, 2007
Intercepted a pass in three consecutive games... Jerraud Powers, 2007; vs. Tennessee Tech, at Georgia; vs. Alabama
Recovered two fumbles in a game... Sen'Derrick Marks at Alabama, 2006 (2)
Forced two fumbles in a game... Quentin Groves at Alabama, 2006 (2)

An Auburn Opponent

Scored 50 or more points... Georgia, 1996 (56) [4 OT]
Scored 40 or more points... Arkansas, 2001 (42)
Had 350 or more yards rushing... Arkansas, 2002 (426)
Had 300 or more yards rushing... Arkansas, 2002 (426)
Had 250 or more yards rushing... Arkansas, 2006 (279)
Had 50 or more rushing attempts... South Florida, 2007 (52)
Had 400 yards passing... Louisiana Tech, 2000 (433)
Had 350 yards passing... Tennessee, 2003 (355)
Had 300 yards passing... LSU, 2007 (319)
Had 50 or more pass attempts... Kansas State, 2007 (57)
Had 40 or more pass attempts... Kansas State, 2007(57)
Had 30 or more pass completions... Kansas State, 2007 (32)
Had 25 or more pass completions... Kentucky, 2005 (26)
Had four or more TDs passing... Florida, 2000 [SEC Championship] (4)
Had three or more TDs passing... LSU, 2007 (3)
Had five passes intercepted... Tennessee, 2004 (5)
Had four passes intercepted... LSU, 2002 (4)
Had 600 yards total offense... Florida, 1996 (625)
Had 500 yards total offense... Wisconsin, 2006 [Capital One] (548)
Had 400 yards total offense... at Georgia, 2007 (417)
Had five or more fumbles... South Carolina, 2005 (5)
Lost four or more fumbles... at Mississippi State, 2002 (4)
Returned a punt for a TD... LSU, 2005 (Skyler Green, 66 yards)
Returned a kickoff for a TD... Alabama, 2003 (Brandon Brooks, 96 yards)

Returned an interception for a TD... Mississippi State, 2007 (Derek Pegues) (20 yards)
Returned a fumble for a TD... Arkansas, 1997 (C.J. McLain) (52 yards)
Blocked an Auburn punt... Mississippi State, 2008
Blocked an Auburn field goal... New Mexico State, 2007 (Mark Pole)
Held Auburn to 300 yards total offense... Alabama, 2007 (282)
Held Auburn to 200 yards total offense... Nebraska [AT&T Cotton], 2007 (178)
Held Auburn below 100 yards rushing... LSU, 2007 (97)
Held Auburn below 50 yards rushing... Georgia Tech, 2003 (40)
Held Auburn to negative yards rushing... Tennessee, 1997 (-15)
Held Auburn below 100 yards passing... Louisiana-Monroe, 2008 (85)
Held Auburn to 10 or less first downs... Georgia, 2006 (9)
Had 10 or more penalties... Arkansas, 2007 (10)
Had 100 or more yards in penalties... Arkansas, 2007 (100)
Had two 100-yard rushers in a game... Arkansas, 2006 [Darren McFadden, 145; Felix Jones, 104]
Had two 100-yard receivers in a game... Tulane, 2006 [Preston Brown, 139; Damarcus Davis, 126]
Had a 100-yard rusher and a 100-yard receiver... Tulane, 2006 [Matt Forte, 117; Preston Brown, 139 rec.; Damarcus Davis, 126 rec.]
Had a 100-yard rusher and two 100-yard receivers... Tulane, 2006 [Matt Forte, 117; Preston Brown, 139 rec.; Damarcus Davis, 126 rec.]
Did Not Have a Turnover ... vs. South Florida, 2007
Scored a safety... Mississippi State, 2008 (Ryan Pugh holding penalty)
Scored a two-point conversion... Alabama, 2005
Had 35 minutes time of possession... Georgia, 2006 (38:12)

An Opposing Player

Rushed for 200 yards in a game... Brian Calhoun, Wisconsin, 2006 (213)
Rushed for 150 yards in a game... Brian Calhoun, Wisconsin, 2006 (213)
Rushed for 100 yards in a game... C.J. Spiller, Clemson [Chick-fil-A], 2007 (112)
Passed for 400 yards in a game... Luke McCown, La. Tech, 2000 (433)
Passed for 350 yards in a game... Casen Clausen, Tennessee, 2003 (355)
Passed for 300 yards in a game... Matt Flynn, LSU, 2007 (319)
Attempted 50 passes in a game... Josh Freeman, Kansas State, 2007 (57)
Attempted 40 passes in a game... Chase Holbrook, New Mexico State, 2007 (40)
Completed 25 passes in a game... Chase Holbrook, New Mexico State, 2007 (29)
Threw three or more TD passes in a game... Matt Mauck, LSU, 2003 (3)
Had 400 yards total offense... Luke McCown, La. Tech, 2000 (436)
Had 350 yards total offense... Matt Flynn, LSU, 2007 (353)
Accounted for 3 or more TDs... Matt Flynn, LSU, 2007 (3)
Caught 10 or more passes... Shawn Nelson, Southern Miss, 2008 (12)
Caught seven or more passes... Shawn Nelson, Southern Miss, 2008 (12)
Had 100 yards receiving... Shawn Nelson, Southern Miss, 2008 (118)
Had 200 yards receiving... Charles Lee, Central Florida, 1999 (203)
Caught three or more TD passes... Chris Collins, Ole Miss, 2002 (3)
Scored three TDs... Chris Collins, Ole Miss, 2002 (3 receiving)
Had a 90-yard run... Guy Minor, LSU, 1936 (90)
Had an 80-yard run... C.J. Spiller, Clemson [Chick-fil-A], 2007 (83) [TD]
Had a 70-yard run... C.J. Spiller, Clemson [Chick-fil-A], 2007 (83) [TD]
Had a 60-yard run... C.J. Spiller, Clemson [Chick-fil-A], 2007 (83) [TD]
Completed an 80-yard pass... Bryan Randall to Josh Morgan, Virginia Tech, 2004 (80) [TD]
Completed a 70-yard pass... Bryan Randall to Josh Morgan, Virginia Tech, 2004 (80) [TD]
Completed a 60-yard pass... Andre' Woodson to Rafael Little, Kentucky, 2005 (65)
Kicked a 50-yard field goal... Steve Lindsey, Ole Miss, 1997 (52)
Had a 70-yard punt... Blake McAdams, Mississippi State, 2007 (73)
Had a 60-yard punt... Blake McAdams, Mississippi State, 2007 (73)
Made three or more FGs ... Colt David, LSU, 2007 (3)