



# AUBURN TIGERS

## 2008 FOOTBALL



### GAME 3

#9/9 AUBURN (2-0, 0-0 SEC) vs. MISSISSIPPI STATE (1-1, 0-0 SEC)

SEPTEMBER 13, 2008 • 6 PM CT • TV: ESPN2

DAVIS WADE STADIUM (55,082) • STARKVILLE, MS



### QUICK FACTS

#### COACHES:

Tommy Tuberville (Southern Arkansas, 1976)  
 Auburn Record.....82-33 (10th year)  
 vs. Mississippi State .....6-3  
 Overall Record .....107-53 (14th year)  
 vs. Mississippi State .....8-5

Sylvester Croom (Alabama, 1975)  
 MSU Record ..... 18-31 (4th year)  
 vs. Auburn .....1-3  
 Overall Record .....Same

#### SERIES:

**AU leads, 56-23-2**  
 at Auburn.....AU leads, 25-6  
 at Starkville .....AU leads, 10-4-1  
 at Neutral sites.....AU leads, 21-13-1  
 at Birmingham, AL .....AU leads, 14-11-1  
 at Columbus, MS .....AU leads, 1-0  
 at Jackson, MS .....AU leads, 5-2  
 at Montgomery, AL .....AU leads, 1-0  
 Last Meeting .....AU 34, MSU 0  
 Sept. 9, 2006 in Starkville, MS  
 Current Streak .....MSU, W1

#### RANKINGS:

Auburn .....9th AP/9th USA Today  
 Mississippi State .....Not ranked

#### TELEVISION:

##### ESPN2 (Live)

Play-by-play.....Mark Jones  
 Analyst.....Bob Davie

#### RADIO:

The Auburn Network provides radio coverage to over 50 stations that cover the Southeast. Rod Bramblett (play-by-play), Stan White (color), Quentin Riggins (sideline), Paul Ellen (studio) and Andy Burcham (locker room) provide gameday analysis.

SATELLITE RADIO .....XM Radio 199  
 LOCALLY .....WKKR-FM (97.7)

#### INTERNET:

Live audio & stats .....www.auburntigers.com

#### THE GAME

Auburn visits Mississippi State Saturday in the Southeastern Conference opener for both schools. It will mark the fifth consecutive season that Auburn will open the SEC slate against the Bulldogs.

#### AUBURN HEADLINES

- ▶ Auburn leads the all-time series with Mississippi State, 56-23-2, but MSU won last year in Auburn, 19-14.
- ▶ Auburn is 41-28-5 in SEC openers, but had its 14-game winning streak in SEC openers snapped last year by MSU. Auburn is 5-0 under Tommy Tuberville when opening SEC play on the road.
- ▶ Auburn is tied for the fourth best record in the nation in road games since 2004 with a 13-3 record (.813).
- ▶ Auburn has won 15 of its last 16 games when wearing all white uniforms.
- ▶ Auburn leads the SEC in opponents' third-down conversion percentage, surrendering just three first downs in 32 attempts (9.4 percent).
- ▶ Auburn's nine shutouts since the 2000 season are tied with LSU for the most in the SEC during that span. No other SEC school has more than four shutouts since 2000.
- ▶ Robert Dunn leads the SEC and ranks sixth nationally in punt returns (24.4), and his 171 punt return yards is the most in the nation.
- ▶ Auburn leads the SEC and ranks ninth nationally in net punting (40.7), thanks largely to Clinton Durst's average of 43.8 with six fair catches.
- ▶ Rodgeriquis Smith needs three receptions and 52 receiving yards to move into the top 10 on Auburn's career lists in both categories.
- ▶ Brad Lester needs 3 yards rushing and Ben Tate needs 19 yards rushing to become the 22nd and 23rd backs in Auburn history to amass 1,500 career rushing yards.
- ▶ Auburn had 11 players catch passes last Saturday for the first time since 2005, and already has 13 players with at least one reception this season.
- ▶ Auburn has played 12 true freshmen already this season.
- ▶ Auburn is currently ranked ninth in the Associated Press top 25 poll and in the USA Today coaches poll. This season marked the sixth straight season that Auburn was nationally-ranked in the preseason polls, and the third time with a top-10 AP ranking.
- ▶ Tommy Tuberville passed Pat Dye in winning percentage in Auburn history with the victory over Southern Miss, improving his percentage to .713 at Auburn.

#### AUBURN (2-0, 0-0 SEC)

Date	Opponent	Score/Time
Aug. 30	LOUISIANA-MONROE	W, 34-0
Sept. 6	SOUTHERN MISS [Raycom]	W, 27-13
<b>Sept. 13</b>	<b>at Mississippi State [ESPN2]</b>	<b>6 p.m.</b>
Sept. 20	LSU [ESPN]	6:45 p.m.
Sept. 27	TENNESSEE	TBA
Oct. 4	at Vanderbilt	TBA
Oct. 11	ARKANSAS	TBA
Oct. 23	at West Virginia [ESPN]	6:30 p.m.
Nov. 1	at Ole Miss	TBA
Nov. 8	TENNESSEE-MARTIN	1:30 p.m.
Nov. 15	GEORGIA	TBA
Nov. 29	at Alabama	TBA

*All times Central*

#### MISSISSIPPI STATE (1-1, 0-0 SEC)

Date	Opponent	Score/Time
Aug. 30	at Louisiana Tech [ESPN2]	L, 14-22
Sept. 6	SE LOUISIANA	W, 34-10
<b>Sept. 13</b>	<b>#9/9 AUBURN [ESPN2]</b>	<b>6 p.m.</b>
Sept. 20	at Georgia Tech	TBA
Sept. 27	LSU	TBA
Oct. 11	VANDERBILT	TBA
Oct. 18	at Tennessee	TBA
Oct. 25	MIDDLE TENNESSEE	TBA
Nov. 1	KENTUCKY	TBA
Nov. 15	at Alabama	TBA
Nov. 22	ARKANSAS	TBA
Nov. 28	at Ole Miss [Raycom]	11:30 a.m.

*All times Central*

# 2008 Auburn Football Game Notes

## STATISTICAL COMPARISON

### AUBURN VS. MISSISSIPPI STATE 2008 STATISTICS

	<u>AU</u>	<u>MSU</u>
Scoring Offense	30.5	24.0
Total Offense	393.0	374.5
First Downs	20.5	20.5
Rushing Yards	226.5	153.5
Passing Yards	166.5	221.0
Time of Possession	29:36	32:45
3rd Down Pct.	33%	40%
Scoring Defense	6.5	16.0
Yards Allowed	262.5	208.5
Rushing Yards Allowed	60.5	63.5
Passing Yards Allowed	202.0	145.0

## STATISTICAL LEADERS

### 2008 STATISTICS

#### RUSHING YARDS

AUBURN	MISSISSIPPI STATE
Ben Tate.....186	Anthony Dixon.....171
Brad Lester.....97	Christian Ducre.....79
Eric Smith.....74	Wesley Carroll.....30
Kodi Burns.....68	Jamayel Smith.....13

#### PASSING YARDS

AUBURN	MISSISSIPPI STATE
Chris Todd.....318	Wesley Carroll.....330
Kodi Burns.....15	Tyson Lee.....112

#### RECEPTIONS

AUBURN	MISSISSIPPI STATE
Rodgeriquis Smith.....6	Brandon McRae.....12
Ben Tate.....4	Aubrey Bell.....8
Mario Fannin.....4	Delmon Robinson.....5
Chris Slaughter.....4	Co-Eric Riley.....4

#### POINTS SCORED

AUBURN	MISSISSIPPI STATE
Wes Byrum.....19	Brandon McRae.....12
Seven tied with.....6	Anthony Dixon.....12

#### TACKLES

AUBURN	MISSISSIPPI STATE
Jerraud Powers.....14	Dominic Douglas.....13
Antonio Coleman.....11	Jamar Chaney.....12
Merrill Johnson.....9	Zach Smith.....10
Two tied with.....8	De'Mon Glanton.....10

#### INTERCEPTIONS

AUBURN	MISSISSIPPI STATE
Jerraud Powers.....1	Keith Fitzhugh.....2
Zac Etheridge.....1	

### AUBURN IN SEC OPENERS

Auburn is 41-28-5 in SEC openers, but had its 14-game winning streak in openers snapped last season by Mississippi State.

In its last 10 SEC openers, Auburn has outscored its opponents, 334-110. In 2006, Auburn blanked Mississippi State, 34-0, after beating the Bulldogs 28-0 and 43-14, in the two previous seasons. The Tigers defeated Ole Miss, 19-9, in 1997; 17-0, in 1998; 35-27, in 2000; and 27-21 in 2001. In 1999, Auburn defeated LSU, 41-7, and beat Vanderbilt 31-6 and 45-7 in 2002 and 2003.

### TUBERVILLE IN SEC OPENERS

Tommy Tuberville owns an 8-1 mark in SEC openers at Auburn and is 8-5 overall including his stint at Ole Miss. Five of his previous nine conference openers at Auburn have come on the road and Auburn won all five: 1999 at LSU (41-7), 2000 at Ole Miss (35-27), 2003 at Vanderbilt (45-7) and 2004 (43-14) and 2006 (34-0) at Mississippi State.

### AUBURN-MSU SERIES NOTES

Auburn leads the all-time series with Mississippi State, 56-23-2 ... Saturday's meeting between the two schools will mark the 54th consecutive year the two schools have played each other ... Auburn has won 19 of the last 26 in the series ... Mississippi State has been held to 19 or fewer points in each of the last nine games in the series, averaging 12.1 points per game during that span ... Just 11 games in the last 38 years have been decided by seven points or less, including three consecutive from 1999-2001 ... Mississippi State has averaged just 83 yards passing against the Auburn defense in the last three meetings, and has not thrown for 200 yards against the Tigers since 2002.

### MISSISSIPPI STATE QUICK HITTERS

Mississippi State bounced back from a disappointing 22-14 loss to Louisiana Tech in its season opener with a 34-10 victory over Southeastern Louisiana on Sept. 6 ... The Bulldogs rolled up 401 yards of offense, including 216 on the ground, while holding Southeastern Louisiana to just 148 yards of total offense ... MSU is ranked 17th nationally in total defense (208.5), and 15th in rushing defense, allowing only 63.5 yards per game on the ground ... Mississippi State was picked to finish fourth in the West in the SEC Preseason Poll conducted by the league's media ... DB Derek Pegues was a first-team Preseason All-SEC selection by the SEC coaches and media, while RB Anthony Dixon and LB Jamar Chaney were second-team picks ... DB Keith Fitzhugh is tied for the SEC lead with two interceptions.

### ALABAMA BULLDOGS

Mississippi State has 19 players on its roster from the state of Alabama: DL Tyler Behel (Winfield), WR Aubrey Bell (Prichard), DL Nick Bell (Bessemer), OL Johnny Carpenter (Citronelle), TE Kendrick Cook (Attalla), SN Aaron Feld (Homewood), DB Robert Gurley (Dothan), LB Terrell Johnson (Cullomburg), QB Todd Kilpatrick (Monroeville), OL D.J. Looney (Birmingham), OL Mark Melichar (Birmingham), DB Chris Nance (Tuscumbia), QB Chris Relf (Montgomery), DB Andrew Shannon (Trussville), DB Zach Smith (Altoona), WR Major Sosebee (Warrior), RB Arnil Stallworth (Daphne), LB Bo Walters (Wilsonville), and DB Louis Watson (Mobile).

### MISSISSIPPI TIGERS

Auburn has three players on its team from the state of Mississippi: DL Andre Wadley (Hernando), OL Chaz Ramsey (Madison) and DB Drew Cole (Picayune).

### AUBURN-MISSISSIPPI STATE COACHING TIES

- ▶ Mississippi State wide receivers coach Pat Washington played quarterback at Auburn from 1982-85, starting as a junior and senior and helping the team to four straight bowl games. He had a 17-8 record as a starting quarterback, and then served two seasons as a graduate assistant coach.
- ▶ Washington also coached the quarterbacks and receivers at TCU, where he worked with Auburn offensive line coach Hugh Nall in 1992 and 1993, and Auburn strength and conditioning coach Kevin Yoxall in 1992.
- ▶ Mississippi State safeties coach Charlie Harbison coached the defensive backs at Clemson in 1997 during Auburn tight ends/inside receivers coach Steve Ensminger's first season as the Tigers' offensive coordinator and quarterbacks coach.
- ▶ Mississippi State defensive backs coach Melvin Smith was on the Ole Miss staff in 1994 when Auburn running backs coach Eddie Gran began his stint with the Rebels.

### SMITH SHINES VS. BULLDOGS

Senior wideout Rodgeriquis Smith has 1,323 career receiving yards in 34 career games played (38.9 ypg), and 201 of his yards have come against Mississippi State in just three games played (67 ypg). In fact, Smith racked up those numbers with just seven total catches, for an average of 28.7 yards per catch against the Bulldogs. As a freshman in 2005 he caught just one ball against MSU, but it went for a 38-yard gain. In 2006 in Starkville, he caught only two passes, but one was a 62-yard TD reception and the other went for 23 yards. Last year he caught four balls for 78 yards against the Bulldogs.

# 2008 Auburn Football Game Notes

## ON THIS DATE

Auburn has played four times on Sept. 13, posting a 3-1 record with three straight wins. The Tigers last played on Sept. 13 in 2003, winning at Vanderbilt, 45-7. The Tigers Ole Miss, coached by Tommy Tuberville, 19-9 in 1999 and won in 1980 at TCU, 10-7. The Tigers' only loss on this date came in 1975, when Memphis won in Jordan-Hare Stadium, 31-20.

## IN SEPTEMBER

Auburn is 142-46-5 (.749) all-time in the month of September, including a 32-7 mark under Tommy Tuberville. The Tigers have won 18 of their last 21 games played in September, and are currently on a three-game winning streak during the month.

## WINNING IN WHITE

Auburn has won 15 of its last 16 games when wearing all white uniforms. The Tigers had not lost when wearing white jerseys since the final road game of the 2003 season at Georgia, until the Bulldogs broke the 15-game winning streak in white in Athens last Nov. The Tigers went 5-0 in all white uniforms in 2004, 3-0 in 2005, 4-0 in 2006 and 3-1 in 2007. The streak includes the 2004 SEC Championship game against Tennessee, a 2007 AT&T Cotton Bowl Classic victory over Nebraska and last year's home victory over Vanderbilt when the team wore all white to honor the 1957 national championship team. Auburn also has road wins at Alabama (twice), Ole Miss (twice), Arkansas (twice), Florida, Georgia, Tennessee, South Carolina, Kentucky and Mississippi State during that span.

## DUNN DEAL

Robert Dunn currently leads the SEC and ranks sixth nationally in punt returns, averaging 24.4 yards per return, and his 171 punt return yards is the most in the nation. In the season opener against Louisiana-Monroe, Dunn snapped an Auburn streak of 144 consecutive games and 374 punt returns without a touchdown, which was the longest streak in the nation, by returning a kick 66 yards for a score.

Dunn, who was only 10 years old the last time Auburn had a punt return for a touchdown, appeared to accomplish the feat again last Saturday against Southern Miss, but what would have been a 65-yard return for a score was reduced to 47 yards due to a block in the back at the 18-yard line that occurred 5 yards behind Dunn, who was about to cruise into the end zone.

Dunn, who has four returns this season of at least 17 yards, finished the Southern Miss game with 103 punt return yards, becoming the first Tiger to have more than 100 punt return yards in a game since Joe Walkins against Ball State on Sept. 1, 2001.

## DOMINATING DEFENSE

Under first-year defensive coordinator Paul Rhoads, Auburn's defense has continued to perform as one of the nation's finest. The Tigers currently rank tied for eighth nationally in scoring defense (6.5) and are tied for 13th in rushing defense (60.5). The Tigers played nearly seven quarters this season without allowing a point, surrendering their first score of the season with just 2:33 left in the third quarter against Southern Miss after going 102:27 without being scored upon.

## THIRD DOWN DEFENSE

Auburn's defense has been especially stellar on third down this season, as the Tigers lead the SEC in opponent third-down conversions at just 9.4 percent. In 32 third-down plays, Auburn opponents have converted just three into first downs, including just 1-of-15 when the distance to go is between one and six yards. ULM was just 2-of-18 on third downs in the opener, before Auburn limited Southern Miss to just 1-of-14 on third downs last Saturday.

## SPREAD OFFENSE = MORE PLAYS

In the 12 games played by Auburn last season before Tony Franklin took over as offensive coordinator prior to the Chick-fil-A Bowl, Auburn averaged 67 plays per game and 4.9 yards per play. After running 90 plays in the Chick-fil-A Bowl, the Tigers are averaging 74 plays and 5.3 yards per play so far this season.

## SPREADING IT AROUND

Auburn had 11 different players catch passes last Saturday vs. Southern Miss, marking the most players to catch a pass in a game for Auburn since 2005 against Ole Miss. The Tigers have already had 13 different players catch passes this season, including nine players with multiple receptions.

## DYNAMITE DEBUT

Chris Tood completed 21-of-31 passes for 248 yards in his first career start for Auburn last Saturday vs. Southern Miss. It marked the most yards passing by an Auburn quarterback since Brandon Cox threw for 251 yards against Arkansas State in 2006. Todd completed 7-of-9 passes for 90 yards in the first 10 minutes of the game, surpassing Auburn's entire passing yardage total from the season opener.

## CLIMBING THE CHARTS

Senior Rodgeriqu Smith has a team-high six receptions for 78 yards this season. He needs just three more catches and 52 yards to move into the top 10 in both categories in Auburn history. He currently ranks tied for 12th with 90 career catches and 11th with 1,344 receiving yards. Ten more catches will also make him just the seventh player in school history with 100 career receptions.

## SEC SUCCESS

Auburn has won 26 of its last 32 Southeastern Conference games and 27 of its last 33 games against SEC schools, including the 2004 SEC Championship game victory over Tennessee. Auburn's success against conference schools dates back to more than just the past four seasons, as since the start of the 2000 season, the Tigers are have the second-best record among the 12 league schools in regular season conference games. The following are the combined conference records of the 12 SEC schools from 2000-07.

	W-L	Pct.
<b>Auburn</b>	<b>47-17</b>	<b>.734</b>
LSU	47-17	.734
Florida	46-18	.719
Georgia	45-19	.703
Tennessee	44-20	.688
Arkansas	32-32	.500
Alabama	30-34	.469
South Carolina	30-35	.462
Ole Miss	24-40	.375
Kentucky	15-49	.234
Mississippi State	15-49	.234
Vanderbilt	10-55	.154

## TIGERS SINCE 2000

Since the start of the 2000 season, Auburn has one of the best records in all of the Football Bowl Subdivision. The Tigers' record of 77-27 (.740) ranks 10th among all 119 programs. The list of the top 20 programs since 2000 in terms of winning percentage follows:

	W-L	Pct.
1. Boise State	87-16	.845
2. Texas	87-17	.837
3. Oklahoma	84-17	.832
4. Ohio State	83-20	.806
5. USC	82-21	.796
6. LSU	83-22	.790
7. Georgia	82-23	.781
8. Miami (Fla.)	77-24	.762
9. Virginia Tech	80-25	.762
<b>10. Auburn</b>	<b>77-27</b>	<b>.740</b>
11. TCU	74-26	.740
12. Louisville	75-27	.735
13. Florida	76-28	.731
14. Michigan	74-28	.725
15. Boston College	72-31	.699
16. Tennessee	71-32	.689
17. Oregon	69-32	.683
West Virginia	69-32	.683
19. Wisconsin	71-34	.676
20. Florida State	70-34	.673

# 2008 Auburn Football Game Notes

## ROAD RULERS SINCE 2004

Auburn has been one of the nation's best road teams since 2004, posting the county's fourth-best record in road games, and the third-best in road and neutral site games.

### Top Ten Road Records Since 2004

1. Texas	16-2 (.889)
2. USC	20-3 (.870)
3. Virginia Tech	16-3 (.842)
<b>4. Auburn</b>	<b>13-3 (.813)</b>
Georgia	13-3 (.813)
6. Ohio State	15-4 (.790)
7. West Virginia	17-5 (.773)
8. Boise State	16-5 (.762)
9. Michigan	13-5 (.722)
10. Oklahoma	10-5 (.667)

### Top Ten Road & Neutral Site Records Since 2004

1. USC	24-4 (.857)
Texas	24-4 (.857)
<b>3. Auburn</b>	<b>17-4 (.810)</b>
4. West Virginia	20-6 (.769)
5. Georgia	19-6 (.760)
6. Ohio State	17-6 (.739)
7. Boise State	17-7 (.708)
LSU	17-7 (.708)
9. Virginia Tech	18-8 (.692)
10. Louisville	17-9 (.654)

## FIRST TIMERS

Auburn has had 21 players play in their first collegiate games at Auburn this season, including 12 true freshmen. The true freshmen that have seen action this season include: DB Harry Adams, WR Darvin Adams, DB Drew Cole, DB D'Antoine Hood, WR Philip Pierre-Louis, LB Spencer Pybus, DL Jomarcus Savage, RB Eric Smith, TE Vance Smith, DB Christian Thompson, DB Neiko Thorpe and WR Derek Winter. Others who have played in their first games at Auburn include: WR Quindarius Carr, OL Jared Cooper, H Clayton Crofoot, RB John Douglas, P Clinton Durst, RB Ryan Hastie, LB Adam Herring, DB Mike Slade, and QB Chris Todd.

## RUNNING BACK U.

Auburn continues its tradition of producing high-caliber running backs, as the top four ground gainers from last season return in 2008. Junior Ben Tate led the team with 903 yards rushing, while senior Brad Lester had 530 yards in just seven games for a team-leading average of 75.7 per contest. Sophomore Mario Fannin switched to wide receiver after totaling 448 yards on the ground last year, while sophomore quarterback Kodi Burns added 203 yards rushing.

Lester now ranks 22nd in Auburn history with 1,497 career yards rushing, while Tate is 24th with 1,481. They are the first pair of Auburn running backs to enter a season with more than 1,000 yards rushing each since Carnell Williams and Ronnie Brown in 2004.

## DURST LATEST KICKER TO SHINE

Redshirt freshman Clinton Durst, who burst onto the scene in the spring and was the Special Teams MVP of the A-Day game after averaging 48.3 yards on three punts, is averaging 43.8 yards per punt this year with four punts placed inside the 20-yard line. His kicks, which have included six fair catches, have helped Auburn lead the SEC and rank ninth nationally in net punting at 40.7 yards per kick.

Durst joins an impressive stable of young kickers that also includes sophomore punter Ryan Shoemaker, who was a first-team preseason All-SEC selection this season after averaging 42.4 yards per punt last year, before being supplanted as Auburn's punter by Durst.

Auburn's group of young kickers also includes kicker Wes Byrum, who led Auburn in scoring last year with 86 points, including 17 field goals which is tied for third most in a single season in school history. He made game-winning field goals in the closing seconds at Florida and at Arkansas.

In addition, sophomore Patrick Tatum averaged 43.4 yards on 16 punts last season while Shoemaker was out with an injury, and sophomore Morgan Hull has also handled the kickoff duties part-time in each of the last two seasons.

## IN THE POLLS

For the sixth consecutive year, Auburn was nationally ranked to begin the season, and the Tigers are currently ranked ninth in both the Associated Press Poll and in the *USA Today* Coaches Poll.

This season marked the first time since the 1986-91 seasons that Auburn was ranked at the start of six consecutive seasons. The Tigers, then at No. 10, were also ranked in the top 10 of the AP Preseason Poll for the third time since 2003. The Tigers were the preseason No. 6 team in 2003 and ranked No. 4 in the initial 2006 poll.

## TUBERVILLE IN TENTH SEASON

Tommy Tuberville enters his tenth season at Auburn in 2008 and his 14th as a head coach in the Southeastern Conference. Tuberville has the third-longest tenure in the SEC (second-longest active streak) behind Phillip Fulmer of Tennessee and Steve Spurrier of South Carolina, who will each coach his 16th season in the league this year.

Tuberville has amassed a record of 82-33 in nine previous seasons at Auburn and an overall mark of 107-53. He has led the Tigers to eight straight bowl appearances.

Tuberville is fourth all-time at Auburn in wins, and is the fourth-longest tenured coach in school history.

## TUBERVILLE PASSES DYE

Auburn's 27-13 victory over Southern Miss last Saturday moved head coach Tommy Tuberville ahead of Pat Dye in all-time winning percentage as Auburn head coach. Dye finished his 12-year career at Auburn with a record of 99-39-4 for a winning percentage of .711. Tuberville now has a record of 82-33 on the Plains, giving him a winning percentage of .713.

## TUBERVILLE'S TOP 10

In recognition of Tommy Tuberville's 10th season at Auburn, Auburn fans had the opportunity to vote for the 10 biggest wins during the Tommy Tuberville era this summer on [www.auburntigers.com](http://www.auburntigers.com). More than 4,500 votes were cast, and the results were as follows:

No. 10	Auburn 17, Alabama 10	11/24/07
No. 9	Auburn 34, Tennessee 10	10/2/04
No. 8	Auburn 7, LSU 3	9/16/06
No. 7	Auburn 28, Alabama 18	11/19/05
No. 6	Auburn 17, Alabama 7	11/23/02
No. 5	Auburn 31, Georgia 30	11/12/05
No. 4	Auburn 27, Florida 17	10/14/06
No. 3	Auburn 20, Florida 17	9/29/07
No. 2	Auburn 10, LSU 9	9/18/04
No. 1	Auburn 23, Florida 20	10/13/01

# 2008 Auburn Football Game Notes

## SHUTOUT CITY

Auburn shut out Louisiana-Monroe in the season opener, 34-0, for its first shutout since a 27-0 win against Arkansas State on Nov. 4, 2006. It marked the ninth shutout by Auburn during the Tommy Tuberville era, and was the first shutout in a season opener since a 31-0 victory over ULM in the 2004 opener.

Auburn's nine shutouts since the 2000 season are tied with LSU for the most in the SEC during that span. No other SEC school has more than four shutouts since 2000.

## SCORING FROM ALL SIDES

Auburn achieved a rare feat during the opener against Louisiana-Monroe, scoring touchdowns on offense, defense and special teams. The Tigers scored on a fumble return for a touchdown by Michael Goggans on their first defensive play, then added a punt return for a score by Robert Dunn later in the first quarter. When Brad Lester rushed for a touchdown in the third quarter, it marked the first time Auburn scored touchdowns in all three facets of the game since during a 73-7 victory over ULM in 2003.

## NEW LOOKS ON "O" AND "D"

Both the Auburn offense and defense have new looks this season, as the Tigers have new offensive and defensive coordinators. Tony Franklin joined the squad as offensive coordinator/quarterbacks coach prior to the Chick-fil-A Bowl last season, and in just eight practices, installed a portion of his spread offense and helped Auburn amass 423 yards of offense on 90 plays during a 23-20 overtime victory over Clemson.

Paul Rhoads joined the staff as defensive coordinator/secondary coach in January after eight seasons in that position at Pittsburgh. His Panthers ranked fifth nationally in total defense (297.7) and third in pass defense (167.3) in 2007.

## OFFENSE BY THE NUMBERS

Auburn's offense needs to fill the void left by three-year starting quarterback Brandon Cox, but the Tigers still return nearly all of their leading rushers and receivers, as well as players responsible for more than 90 percent of their points scored in 2007.

Category	2007	Returning	Percent
Passing Yards	2,317	145	6.3%
Rushing Yards	2,040	2,099	102.9%
Receptions	204	168	82.4%
Receiving Yards	2,317	1,873	80.8%
Scoring	315	1284	90.2%
Touchdowns	38	33	86.8%
Total Offense	4,357	2,244	51.5%
All-Purpose Yards	5,809	5,087	87.6%

## OFFENSIVE LINE EXPERIENCED

The offensive line was a concern for Auburn entering the 2007 season after the Tigers lost four senior starters from the 2006 squad. But three true freshmen joined a pair of juniors in the starting lineup beginning with the season's fourth game, and the Tigers went on to win eight of their last 10 contests. Inexperience is far from an issue this season as the entire group returns for 2008, although sophomore guard Chaz Ramsey has been battling a back injury. Senior center Jason Bosley and senior guard Tyrone Green anchor the group after starting every game last year, while sophomore Lee Ziemba has switched from right tackle to left tackle after also starting every game in 2007 as a true freshmen. Sophomore Ryan Pugh, who started the final 10 games last year, switches from left to right tackle, and junior Byron Isom has moved into the other guard slot for Ramsey.

## GONE ON D

Defensively in 2008, Auburn is replacing four starters from last year's squad that led the SEC and ranked sixth in the nation in scoring defense (16.9), including two interior linemen and two members of the secondary. Defensive tackles Josh Thompson and Pat Sims combined for 104 tackles including 16 for losses, while safety Eric Brock and cornerback Patrick Lee ranked fifth and sixth on the team with 59 and 55 tackles, respectively. In addition, NFL draft picks Quentin Groves and Jonathan Wilhite were seniors in 2007.

However, three of the top four leading tacklers return in sophomore safety Zac Etheridge (65), senior linebacker Chris Evans (64) and junior cornerback Jerraud Powers (63). Powers also shared the team lead with four interceptions.

Other key returners include juniors Antonio Coleman and Sen'Derrick Marks on the defensive line. Coleman had team highs of 18.5 tackles for loss and 8.5 sacks, while Marks has been named to several preseason All-America teams.

Other returning starters are junior linebacker Tray Blackmon and sophomore linebacker Craig Stevens.

In addition to ranking sixth in the nation in scoring defense, the 2007 Auburn defense also ranked sixth nationally in total defense (297.9) and pass defense (173.2).

## AUBURN BY THE NUMBERS

The Tigers return 46 lettermen from last season, including 22 on offense, 20 on defense and four specialists. Auburn returns eight starters on offense and seven on defense.

Auburn's roster of 113 players includes 16 seniors, 18 juniors, 35 sophomores, 15 redshirt freshmen and 29 freshmen. The underclassmen (79) represent 69.9 percent of the Tigers' roster.

A number of walk-ons joined the program after the first day of classes on August 18.

## AROUND THE SEC

### SEC STANDINGS

#### Eastern Division

	SEC		Overall	
	W	L	W	L
Vanderbilt	1	0	2	0
Florida	0	0	2	0
Georgia	0	0	2	0
Kentucky	0	0	2	0
Tennessee	0	0	0	1
South Carolina	0	1	1	1

#### Western Division

	SEC		Overall	
	W	L	W	L
Auburn	0	0	2	0
Alabama	0	0	2	0
Arkansas	0	0	2	0
LSU	0	0	1	0
Ole Miss	0	0	1	1
Mississippi State	0	0	1	1

### LAST WEEK'S RESULTS

#### Thursday, Sept. 4

VANDERBILT 24, South Carolina 17

#### Saturday, Sept. 6

AUBURN 27, Southern Miss 13  
 WAKE FOREST 30, Ole Miss 28  
 GEORGIA 56, Central Michigan 17  
 KENTUCKY 38, Norfolk State, 3  
 ALABAMA 20, Tulane 6  
 ARKANSAS 28, ULM 27  
 MISSISSIPPI STATE 34, SE Louisiana 10  
 FLORIDA 26, Miami (Fl.) 3  
 Troy at LSU, ppd.

Home team in CAPS

### THIS WEEK'S SCHEDULE

#### Saturday, Sept. 13

UAB at Tennessee, 12:30 pm ET [Raycom]  
 Arkansas at Texas, 2:30 pm CT [ABC]  
 Georgia at South Carolina, 3:30 pm ET [CBS]  
 Rice at Vanderbilt, 6:30 pm ET  
 Western Kentucky at Alabama, 6 pm CT  
 ULM at Arkansas, 6 pm CT  
 Auburn at Mississippi State, 6 pm CT [ESPN2]  
 Samford at Ole Miss, 6 pm CT  
 Middle Tennessee at Kentucky, 7 pm ET  
 North Texas at LSU, 7 pm CT

# 2008 Auburn Football Game Notes

## AUBURN IN THE SEC/NCAA STATS

(Through games played 9/6)

TEAM	SEC	NCAA
Punt Returns (24.4) .....	1st	6th
Net Punting (40.67) .....	1st	9th
Opponent 3rd-Down Conv. (9.4) .....	1st	
Red Zone Defense (50.0) .....	T1st	
Scoring Defense (6.5).....	2nd	T8th
Tackles For Loss (8.0) .....	2nd	12th
Rushing Offense (226.5).....	3rd	24th
Sacks Allowed (1.0).....	3rd	T28th
Kickoff Coverage (46.6) .....	3rd	
First Downs (41) .....	T3rd	
Opponent Penalties (48.0).....	T3rd	
Sacks By (2.5).....	4th	T28th
Rushing Defense (60.5).....	5th	T13th
Total Offense (393.0).....	5th	53rd
Field Goals (.800) .....	5th	
Scoring Offense (30.5) .....	6th	52nd
Turnover Margin (0.0) .....	6th	T53rd
Penalties (54.0) .....	6th	
Total Defense (262.5) .....	7th	28th
Pass Defense (202.0) .....	7th	54th
Opponent First Downs (32).....	8th	
Pass Def. Efficiency (101.72) .....	9th	37th
Kickoff Return (18.7) .....	9th	83rd
Pass Offense (166.5) .....	9th	90th
Time Of Possession (29:35) .....	9th	
Pass Efficiency (100.41) .....	10th	94th
Third-Down Conversions (33.3).....	10th	
Red Zone Offense (72.7) .....	12th	

### INDIVIDUAL

	SEC	NCAA
R. Dunn, Punt Returns (24.4) .....	1st	6th
W. Byrum, Field Goals (2.0).....	T1st	T9th
C. Durst, Punting (43.8) .....	2nd	18th
A. Coleman, Sacks (1.0) .....	T2nd	T16th
B. Tate, Rushing (93.0) .....	4th	36th
S. Marks, Tackles For Loss (1.75) .....	T5th	T29th
W. Byrum, Scoring (9.5).....	6th	T55th
B. Tate, All-Purpose Yards (121.0) .....	7th	T74th
J. Powers, Interceptions (.5).....	T8th	T36th
Z. Etheridge, Interceptions (.5).....	T8th	T36th
A. Coleman, Tackles For Loss (1.5) .....	T9th	T44th
Z. Clayton, Tackles For Loss (1.5) .....	T9th	T44th
C. Todd, Pass Efficiency (118.39) .....	10th	69th
C. Todd, Total Offense (152.5) .....	10th	100th

### 14 AND COUNTING

In his 14th year as a head coach, Tommy Tuberville has five assistant coaches who have been with him all 14 years. That group includes: defensive tackles coach Don Dunn, running backs/special teams coach Eddie Gran, wide receivers coach Greg Knox, offensive line coach Hugh Nall and defensive ends coach Terry Price.

### THE SENIOR CLASS

Head Coach Tommy Tuberville has a senior class that includes 16 players at Auburn in 2008. The Tigers' group of 16 seniors is the fourth most during the Tuberville era. The largest group of seniors was 21 in 2006, while the 2004 group had 18 and last year's squad had 17. During Tuberville's tenure, Auburn's other senior classes have consisted of: 15 in 2005, 13 in 2003, 15 in 2002, 10 in 2001, 14 in 2000 and 14 in 1999.

The 2008 seniors include: C Jason Bosley, RB Tristan Davis, DT Tez Doolittle, WR Robert Dunn, LB Chris Evans, OL Tyrone Green, LB Courtney Harden, TE Bryan Harris, FB Ryan Hastie, LB Merrill Johnson, RB Brad Lester, WR Charles Olatunji, DS Robert Shiver, WR Rodgeriquus Smith, WR James Swinton and DB Jonathan Vickers.

### FIFTH-YEAR SENIORS GO FOR NEW MARK

Auburn's group of fifth-year seniors has a chance to match last year's fifth-year seniors as the only classes to win 50 games in five years. With 42 wins in the previous four seasons, the Tigers need eight wins to reach 50 victories over the past five seasons, and nine wins to surpass that class as the winningest five-year class in school history. Members of the squad that have been at Auburn since 2004 are Tristan Davis, Tez Doolittle, Tyrone Green, Courtney Harden, Merrill Johnson, Brad Lester, James Swinton and Jonathan Vickers.

### GOING FOR SIX

The 2008 season marks the third straight year that Auburn has had a sixth-year senior on the squad due to injury. Tez Doolittle is back for his second stint as a senior after missing last year with an achilles injury. In 2007, Cole Bennett was a sixth-year senior after breaking his ankle during the third game of the 2006 season. David Irons was granted a sixth year of eligibility for 2006 after suffering a season-ending knee injury in the 2004 preseason.

### IRON MEN

Of Auburn's 16 seniors, seven have seen time in more than 30 games during their careers. Courtney Harden leads the group, having played in 36 of a possible 40 games over the past four seasons, and is followed closely by Merrill Johnson (35), Rodgeriquus Smith (35), Robert Dunn (34), Tyrone Green (32), Brad

Lester (32) and Chris Evans (31). Green, Smith and Robert Shiver are the only three members of the senior class to have played in all 28 games over the past three seasons.

### NO SHUTOUTS ALLOWED

Auburn has scored in 65 consecutive games, which is the second-longest streak in school history. The Tigers have not been shut out since a 23-0 loss to USC to open the 2003 season. It will be a while before Auburn could challenge the school record. The Tigers scored in 149 straight games from Oct. 4, 1980 through Nov. 14, 1992.

### WINNING THE CLOSE ONES

Auburn has had a knack for winning close ball games since Tommy Tuberville arrived as the Tigers' head coach. In his 10 seasons at the helm, Auburn is 28-13 in games decided by seven points or less and has won 16 of its last 21.

### STARTS STREAKS

Senior Rodgeriquus Smith and junior Sen'Derrick Marks currently own the longest starting streaks on the squad, as both players have started all 28 games over the past three seasons. No other player has a starting streak that dates back to the 2006 season.

Four other players have started all 15 games dating back to the start of the 2007 season. Seniors Jason Bosley and Tyrone Green, junior Jerraud Powers and sophomore Lee Ziemba have all started every game since last season.

### POSITION CHANGES

A number of players have changed positions from last year entering the 2008 season.

Junior Sen'Derrick Marks moved back to defensive tackle, where he started all 13 games as a freshman before starting every game as a defensive end last year.

Sophomore Mario Fannin, who played running back last season, will split out as a wide receiver in Auburn's new spread offense this year.

Sophomore tackles Lee Ziemba and Ryan Pugh switched spots on the offensive line, with Pugh moving to the right side and Ziemba to the left.

Junior Gabe McKenzie, who had played tight end during each of his first three seasons at Auburn, switched to defensive end Aug. 19 during preseason camp.

# 2008 Auburn Football Game Notes

## TIGER GRADS

Auburn began the season with eight graduates on the roster.

The Tiger graduates include: OL Jason Bosley (finance), RB Tristan Davis (criminology), DL Tez Doolittle (criminology), OL Tyrone Green (criminology), LB Courtney Harden (criminology), LB Merrill Johnson (criminology), WR Rogeriquis Smith (business administration) and WR James Swinton (public administration).

Listed are the top 10 programs in terms of number of players who have completed their bachelor's degrees prior to the start of the 2008 season.

1. Miami (Fla.).....13
2. Boston College .....10  
Virginia Tech .....10
4. **Auburn** .....8  
Clemson .....8  
Maryland .....8
7. Arizona State .....7  
Memphis.....7  
Ohio State.....7  
Penn State.....7

## JORDAN-HARE STADIUM

Now in its 69th year as home to the Auburn football team, Jordan-Hare Stadium is the nation's ninth-largest on-campus stadium, with a capacity of 87,451 fans. The Tigers are **263-64-7 (.798)** at Jordan-Hare Stadium, including a **49-10 (.831)** mark since 2000. AU went 7-0 at home in both 2000 and 2004, and posted a 6-1 mark in 2005.

## OVER TWENTY MILLION SERVED

Auburn surpassed the 20 million mark in all-time total attendance at Jordan-Hare Stadium during the game against Louisiana-Monroe. The Tigers, now in their 69th season at Jordan-Hare Stadium, have drawn 20,161,115 fans. It took 51 seasons for Auburn to draw its first 10 million fans, but took just 18 more to draw the second 10 million. The Tigers surpassed 10 million fans during the fourth home game of the 1990 season - a 56-6 victory over Vanderbilt on Oct. 13.

## UNDER THE LIGHTS AT JORDAN-HARE

Auburn's season-opening victory against Louisiana-Monroe continued the trend of Auburn being tough to beat in night games at Jordan-Hare Stadium. The Tigers have accumulated a record of 15-2 since the 2000 season in home games starting at 6 p.m. or later. That stretch includes a 4-0 record against ranked opponents, with wins over No. 1 Florida in 2001, No. 2 Florida in 2006, No. 7 Tennessee in 2003 and No. 14 Georgia in 2000. The Tigers currently own a three-game winning streak in home night games.

## TIGER PROS

Auburn has demonstrated a proficiency for placing players in the National Football League. As of Aug. 20, 44 former Auburn Tigers were listed on NFL rosters. The Seattle Seahawks have the most former Tigers, with five former Auburn players on the roster, while the Washington Redskins have four. Twenty-seven of the 32 teams had at least one former Auburn player on the roster.

## WHEN SCORING 20+ POINTS

Under Tommy Tuberville, Auburn is 68-7 when scoring 20 or more points in a game, including a 65-6 mark in the regular season. Dating back to 1995, Auburn is 89-14 when scoring 20 or more points in a game.

## 30+ POINTS EQUALS VICTORY

Under Tommy Tuberville, Auburn is 45-0 when scoring 30 or more points in a game. Auburn has won 50 consecutive games when scoring 30 or more points.

The last time the Tigers lost when registering at least 30 points was a 56-49, four overtime loss to Georgia in 1996.

In the last 23 years, Auburn is 119-2 when scoring 30 points.

## TIGERS ON CSS

Comcast/Charter Sports Southeast (CSS) will broadcast encore presentations of Auburn football, typically every Sunday at 6 p.m. ET/5 p.m. CT with Andy Burcham handling play-by-play duties and Cole Cubelic doing color commentary. For the Mississippi State game, CSS will air two replays on Sunday, at 3 p.m. and 6 p.m. CT. CSS will also air the Auburn Football Review every Tuesday at 5 p.m. ET/4 p.m. CT and the Auburn Football Preview every Friday at 4:30 p.m. ET/3:30 p.m. CT.

CSS is a 24-hour regional sports network serving approximately 5.8 million households across 12 Southeastern states.

## DID YOU KNOW?

Linebacker Courtney Harden and defensive tackle Jermarcus Ricks are brothers ... Brad Lester was a high school teammates of the Atlanta Braves' Jeff Francoeur ... Walter McFadden's older brother Bryant plays for the Pittsburgh Steelers ... Clinton Durst was recommended to the Auburn staff by former Auburn and PGA golfer Buddy Gardner ... Neiko Thorpe's last name was Lipscomb until he had it legally changed to his father's last name this summer.

## AUBURN IN 2008 BY THE NUMBERS

CATEGORY	2008
Record.....	2-0
SEC.....	0-0
West.....	0-0
East.....	0-0
Non-Conference.....	2-0
Home.....	2-0
Away.....	0-0
Neutral.....	0-0
Day.....	1-0
Night (5 p.m. or later).....	1-0
TV Games.....	1-0
CBS.....	0-0
FOX.....	0-0
ESPN.....	0-0
ESPN2.....	0-0
Raycom.....	1-0
Scoring First.....	2-0
Opponent Scoring First.....	0-0
Leading at Half.....	2-0
Trailing at Half.....	0-0
Tied at Half.....	0-0
Leading after Third.....	2-0
Trailing after Third.....	0-0
Tied after Third.....	0-0
Overtime Games.....	0-0
Scoring less than 20 pts.....	0-0
Scoring 20+ points.....	2-0
Scoring 30+ points.....	1-0
Allowing less than 20 pts.....	2-0
Allowing 20+ points.....	0-0
Allowing 30+ points.....	0-0
Rushing for less than 100 yds.....	0-0
Rushing for over 100 yds.....	2-0
Rushing for 200+ yds.....	1-0
Passing for 200+ yds.....	1-0
Passing for 300+ yds.....	0-0
Totaling less than 300 yds.....	0-0
300+ yds. of total offense.....	2-0
400+ yds. of total offense.....	1-0
Allowing less than 100 yds. rushing.....	2-0
Allowing less than 300 yds. total off.....	1-0
Allowing 300+ yds. total offense.....	1-0
Having 100-yd. rusher.....	1-0
Opp. have 100-yd. rusher.....	0-0
No turnovers.....	0-0
Less than 3 turnovers.....	1-0
3 or more turnovers.....	1-0
No takeaways.....	0-0
3 or more takeaways.....	1-0
More than 30:00 of possession.....	1-0
Less than 30:00 of possession.....	1-0

# 2008 Auburn Football Game Notes

## CAREER STATS VS. MISSISSIPPI STATE

PASSING				
Player	C-A-I	TD	Yds	Yds/Gm
Kodi Burns	8-12-1	0	65	65.0

RUSHING				
Player	No.	Yds	Avg.	TD
Ben Tate	19	92	4.8	1
Kodi Burns	22	87	4.0	1
Brad Lester	11	74	6.7	3
Mario Fannin	7	40	5.7	0

RECEIVING				
Player	No.	Yds	Avg.	TD
Rodgeriquis Smith	7	201	28.7	1
Gabe McKenzie	6	53	8.8	1
Robert Dunn	3	29	9.7	0
Ben Tate	2	-4	-2.0	0
Mario Fannin	1	16	16.0	0
Brad Lester	1	12	12.0	0

DEFENSIVE				
Player	UA	A	Tot.	Misc.
Chris Evans	7	4	11	
Sen'Derrick Marks	6	2	8	Sack, 2 TFL, FF
Craig Stevens	4	4	8	TFL, FF
Courtney Harden	4	3	7	FR
Jerraud Powers	3	3	6	PBU
Merrill Johnson	4	1	5	
Tristan Davis	4	0	4	TFL
Aairon Savage	2	2	4	
Zac Etheridge	1	3	4	FR
Antonio Coleman	3	0	3	Sack, FF
Jake Ricks	2	0	2	TFL, FR
Mike McNeil	1	1	2	
Walter McFadden	1	0	1	
Mike Blanc	1	0	1	
Montez Billings	1	0	1	

## THE LAST MEETING

MISSISSIPPI STATE 19  
 AUBURN 14

September 15, 2007

Jordan-Hare Stadium (82,129) • Auburn, Ala.

A mere nine yards separated Auburn from victory in its SEC opener versus Mississippi State. The Tigers drove the ball 67 yards and found themselves nine yards from the endzone, but four missed opportunities left the 82,129 Tiger fans stunned as Auburn fell 19-14 to the Bulldogs.

Christian Ducre scored the go-ahead touchdown with 5:15 remaining in the game to put the Bulldogs up 19-14.

It was a game of quarterbacks as Auburn and Mississippi State used a combined five different QB's during the game. Tiger fans got a glimpse of the future as true freshman Kodi Burns saw action early in the game after two quick Brandon Cox interceptions.

Mississippi State got on the board fast even after losing starting quarterback Michael Henig on the first drive. Adam Carlson booted a 32-yarder to put the Bulldogs up 3-0.

Derek Pegues intercepted Cox's first pass and returned it 20 yards for a touchdown less than a minute later, giving MSU an early 10-0 lead.

After Anthony Johnson intercepted Cox's second pass on Auburn's next offensive drive, Burns would take over the reins for the majority of the game.

The Bulldogs extended their lead to 13-0 on an Adam Carlson 30-yard field goal early in the second quarter.

Auburn responded at the 4:18 mark in the second quarter as Ben Tate put the Tigers on the board with a 28-yard touchdown run, marking the first TD run of the season for AU.

Burns' running game was effective as he put the

SCORING SUMMARY				
Mississippi State	10	3	0	6 - 19
Auburn	0	14	0	0 - 14

TEAM STATISTICS				
	MSU	AU		
First Downs	14	16		
Rushes-Yards	43-172	46-216		
Passing Yards	41	107		
Comp-Att-Int	5-18-0	12-22-3		
Total Yards	61-213	68-323		
Punts-Avg.	6-43.3	4-41.2		
Fumbles/Lost	2-1	2-2		
Penalties-Yards	7-40	4-42		
3rd Down Conv.	7-of-16	9-of-16		
Time of Possession	29:11	30:49		

INDIVIDUAL STATISTICS				
<b>RUSHING: (MSU)</b> Dixon 29-103, Ducre 10-63 (TD), Riley 1-12, Riddell 1-(-4); <b>(AU)</b> Tate 15-91 (TD), Burns 22-87 (TD), Fannin 7-40, Cox 2-(-2).				
<b>PASSING: (MSU)</b> Carroll 3-10-0, 10, Riddell 1-5-0, 15, Henig 1-3-0, 16; <b>(AU)</b> Burns 8-12-1, 65 Cox 4-10-2, 42.				
<b>RECEIVING: (MSU)</b> Bell 1-16, Burks 1-15, Long 1-6, Carroll 1-2, Riley 1-2; <b>(AU)</b> Smith 4-78, McKenzie 2-11, Dunn 2-6, Tate 2-(-4), Fannin 1-16, Stewart 1-0.				

Tigers up 14-13 on a one-yard sneak to the endzone.

The teams traded punts for most of the second half. Mississippi State's running game dominated, featured by Anthony Dixon and Ducre who combined for 44 yards on the 10-play scoring drive in the fourth quarter. Dixon finished the game with 103 yards on 29 carries, while Ducre had 63 yards on 10 carries.

Cox returned to the game in the fourth quarter and drove the Tigers 67 yards, most of which came on passes of 12 and 23 yards to Rod Smith and a 17-yard run by Tate.

On fourth down with 53 seconds to play, Cox's pass fell short of Smith in the end zone giving Mississippi State earned its first win over Auburn since 2000.

Burns threw for 65 yards, while racking up 87 yards on the ground and a touchdown. Cox completed 4-of-10 passes for 42 yards.

The Auburn defense allowed the Bulldogs' trio of quarterbacks only 41 total yards in the air. Auburn out gained the Bulldogs 323 to 213, but five costly turnovers thwarted the Tigers offensive efforts.



# 2008 Auburn Football Game Notes

## AUBURN-MISSISSIPPI STATE SERIES SERIES RESULTS

(Auburn leads, 56-23-2)

YEAR	SCORE	SITE	DATE	YEAR	SCORE	SITE	DATE	YEAR	SCORE	SITE	DATE
1905:	AU, 18-0	at Columbus, MS	Oct. 27	1957:	AU, 15-7	at Birmingham, AL	Nov. 9	1987:	AU, 38-7	at Auburn	Oct. 24
1910:	AU, 6-0	at Auburn	Oct. 8	1958:	AU, 33-14	at Auburn	Nov. 8	1988:	AU, 33-0	at Auburn	Oct. 22
1911:	AU, 11-5	at Birmingham, AL	Oct. 28	1959:	AU, 31-0	at Birmingham, AL	Nov. 7	1989:	AU, 14-0	at Auburn	Oct. 28
1912:	AU, 7-0	at Birmingham, AL	Oct. 26	1960:	AU, 27-12	at Auburn	Nov. 5	1990:	AU, 17-16	at Starkville	Oct. 27
1913:	AU, 34-0	at Birmingham, AL	Oct. 18	1961:	MSU, 11-10	at Birmingham, AL	Nov. 11	1991:	MSU, 24-17	at Auburn	Oct. 26
1914:	AU, 19-0	at Birmingham, AL	Oct. 24	1962:	AU, 9-3	at Auburn	Nov. 10	1992:	MSU, 14-7	at Starkville	Oct. 10
1915:	AU, 26-0	at Birmingham, AL	Oct. 23	1963:	MSU, 13-10	at Jackson, MS	Nov. 9	1993:	AU, 31-17	at Auburn	Oct. 9
1916:	AU, 7-3	at Birmingham, AL	Oct. 28	1964:	AU, 12-3	at Auburn	Nov. 7	1994:	AU, 42-18	at Starkville	Oct. 8
1917:	AU, 13-6	at Birmingham, AL	Oct. 27	1965:	AU, 25-18	at Birmingham, AL	Nov. 6	1995:	AU, 48-20	at Auburn	Oct. 7
1919:	AU, 7-0	at Birmingham, AL	Nov. 15	1966:	AU, 13-0	at Jackson, MS	Nov. 5	1996:	AU, 49-15	at Starkville	Oct. 12
1927:	MSU, 7-0	at Birmingham, AL	Nov. 12	1967:	AU, 36-0	at Auburn	Nov. 11	1997:	MSU, 20-0	at Auburn	Nov. 1
1928:	MSU, 13-0	at Birmingham, AL	Nov. 17	1968:	AU, 26-0	at Jackson, MS	Sept. 28	1998:	MSU, 38-21	at Starkville	Oct. 10
1930:	MSU, 7-6	at Birmingham, AL	Nov. 15	1969:	AU, 52-13	at Auburn	Nov. 8	1999:	MSU, 18-16	at Auburn	Oct. 9
1937:	AU, 33-7	at Birmingham, AL	Oct. 16	1970:	AU, 56-0	at Birmingham, AL	Nov. 7	2000:	MSU, 17-10	at Starkville	Oct. 7
1938:	AU, 20-6	at Montgomery, AL	Oct. 14	1971:	AU, 30-21	at Auburn	Nov. 6	2001:	AU, 16-14	at Auburn	Oct. 6
1939:	AU, 7-0	at Birmingham, AL	Oct. 14	1972:	AU, 14-3	at Jackson, MS	Sept. 9	2002:	AU, 42-14	at Starkville	Sept. 19
1940:	Tie, 7-7	at Birmingham, AL	Oct. 12	1973:	AU, 31-17	at Auburn	Nov. 10	2003:	AU, 45-13	at Auburn	Oct. 18
1941:	MSU, 14-7	at Birmingham, AL	Nov. 8	1974:	AU, 24-20	at Jackson, MS	Nov. 9	2004:	AU, 43-14	at Starkville	Sept. 11
1942:	MSU, 6-0	at Birmingham, AL	Oct. 31	1975:	*Tie, 21-21	at Auburn	Nov. 8	2005:	AU, 28-0	at Auburn	Sept. 10
1944:	MSU, 26-21	at Birmingham, AL	Nov. 11	1976:	*MSU, 28-19	at Jackson, MS	Nov. 6	2006:	AU, 34-0	at Starkville	Sept. 9
1945:	MSU, 20-0	at Birmingham, AL	Oct. 6	1977:	*MSU, 27-13	at Auburn	Nov. 5	2007:	MSU, 19-14	at Auburn	Sept. 15
1946:	MSU, 33-0	at Birmingham, AL	Nov. 9	1978:	AU, 6-0	at Starkville	Nov. 11				
1947:	MSU, 14-0	at Birmingham, AL	Nov. 8	1979:	AU, 14-3	at Auburn	Nov. 10				
1948:	MSU, 20-0	at Birmingham, AL	Nov. 6	1980:	MSU, 24-21	at Jackson, MS	Oct. 25				
1949:	AU, 25-6	at Auburn	Nov. 5	1981:	MSU, 21-17	at Auburn	Oct. 24				
1950:	MSU, 27-0	at Starkville	Nov. 4	1982:	AU, 35-17	at Starkville	Oct. 23				
1952:	MSU, 49-34	at Auburn	Nov. 8	1983:	AU, 28-13	at Auburn	Oct. 22				
1953:	Tie, 21-21	at Starkville	Oct. 10	1984:	AU, 24-21	at Starkville	Oct. 27				
1955:	AU, 27-26	at Auburn	Nov. 5	1985:	AU, 21-9	at Auburn	Oct. 26				
1956:	AU, 27-20	at Auburn	Nov. 10	1986:	AU, 35-6	at Starkville	Oct. 25				

at Auburn: AU leads, 25-6  
at Starkville: AU leads, 10-4-1  
at Neutral Sites: AU leads, 21-13-1  
at Birmingham, AL: AU leads, 14-11-1  
at Columbus, MS: AU leads, 1-0  
at Jackson, MS: AU leads, 5-2  
at Montgomery, AL: AU leads, 1-0

## GAME-BY-GAME STATISTICS

### LAST 15 MEETINGS

Date	Site	Result	Attend	Rank		AU			Rushing			Passing			Tot Off		MSU		Rushing			Passing			Tot Off	
				AU	MSU	FD	No	Yds	TD	C-	A-	I	Yds	TD	No	Yds	FD	No	Yds	TD	C-	A-	I	Yds	TD	No
10-9-93	Auburn	W 31- 17	84,222	22	---	24	50	278	1	14-24- 3	186	3	74	464	17	32	130	0	17-41- 2	155	1	73	285			
10-8-94	Starkville	W 42- 18	41,200	9	---	25	44	229	3	17-26- 1	325	3	70	554	20	38	112	0	16-36- 0	226	1	74	338			
10-7-95	Auburn	W 48- 20	77,641	11	---	33	53	332	4	28-34- 1	320	2	87	652	15	23	96	0	18-36- 0	288	3	59	384			
10-12-96	Starkville	W 49- 15	40,728	18	---	28	39	57	1	29-42- 0	429	5	81	486	14	36	70	0	16-33- 2	216	2	69	286			
11-1-97	Auburn	L 0- 20	82,736	11	---	17	20	-3	0	20-54- 4	270	0	74	267	12	43	149	1	10-19- 1	135	0	62	284			
10-10-98	Starkville	L 21- 38	40,029	---	---	13	45	95	0	8-21- 3	116	2	66	211	12	42	177	2	5-15- 1	76	1	57	253			
10-9-99	Auburn	L 16- 18	80,394	---	14	9	42	39	0	7-28- 1	125	1	70	164	18	23	42	0	25-49- 1	320	2	72	362			
10-7-00	Starkville	L 10- 17	40,656	15	20	7	19	18	1	20-32- 0	146	0	51	164	17	42	135	1	18-31- 1	208	1	73	343			
10-6-01	Auburn	W 16- 14	86,063	---	---	13	48	214	1	7-13- 1	79	0	61	293	16	34	109	0	12-25- 1	176	1	59	285			
9-18-02	Starkville	W 42- 14	52,583	---	---	19	48	207	3	10-21- 0	183	3	69	390	17	31	91	2	20-34- 2	232	0	65	323			
10-18-03	Auburn	W 45- 13	86,063	19	---	25	56	405	6	12-19- 1	148	0	75	553	15	29	102	1	15-30- 1	192	1	59	294			
9-11-04	Starkville	W 43- 14	51,021	19	---	21	41	283	2	13-22- 0	182	4	63	465	13	29	81	0	24-36- 1	190	2	65	271			
9-10-05	Auburn	W 28- 0	81,921	---	---	16	41	118	1	12-18- 0	202	2	59	320	10	38	81	0	12-21- 1	126	0	59	208			
9-9-06	Starkville	W 34- 0	43,460	4	---	20	36	111	2	22-32- 0	277	2	68	388	11	33	79	0	12-25- 1	82	0	58	161			
9-15-07	Auburn	L 14- 19	82,129	---	---	16	46	216	2	12-22- 3	107	0	68	323	14	43	172	1	5-18- 0	41	0	61	213			

# 2008 Auburn Honors and Awards

## TRAY BLACKMON

- ▶ *Lindy's* Preseason First-Team All-SEC
- ▶ Preseason Second-Team All-SEC
- ▶ Preseason Coaches Second-Team All-SEC
- ▶ Phil Steele's Preseason Third-Team All-SEC

## JASON BOSLEY

- ▶ SEC Offensive Lineman of the Week (Sept. 8)
- ▶ Rimington Trophy Watch List

## WES BYRUM

- ▶ *Sporting News* Preseason First-Team All-SEC
- ▶ *Athlon* Preseason First-Team All-SEC
- ▶ Preseason Second-Team All-SEC

## ANTONIO COLEMAN

- ▶ Bronko Nagurski Trophy Watch List
- ▶ *Sporting News* Preseason First-Team All-SEC
- ▶ Preseason Second-Team All-SEC
- ▶ *Athlon* Preseason Second-Team All-SEC
- ▶ Phil Steele's Preseason Second-Team All-SEC
- ▶ Preseason Coaches Third-Team All-SEC

## TRISTAN DAVIS

- ▶ Phil Steele's Preseason Fourth-Team All-SEC

## TYRONNE GREEN

- ▶ Lombardi Award Watch List
- ▶ *Lindy's* Preseason Second-Team All-American
- ▶ Preseason Second-Team All-SEC
- ▶ Preseason Coaches Second-Team All-SEC
- ▶ *Lindy's* Preseason Second-Team All-SEC
- ▶ *Athlon* Preseason Second-Team All-SEC

## BRAD LESTER

- ▶ Doak Walker Award Watch List

## SEN'DERRICK MARKS

- ▶ Walter Camp Award Watch List
- ▶ Outland Trophy Watch List
- ▶ Lombardi Award Watch List
- ▶ Bronko Nagurski Trophy Watch List
- ▶ *Sports Illustrated* Preseason All-American
- ▶ *Playboy* Preseason All-American
- ▶ *Lindy's* Preseason First-Team All-American
- ▶ *Sporting News* Preseason Third-Team All-American
- ▶ Preseason First-Team All-SEC
- ▶ Preseason Coaches First-Team All-SEC
- ▶ *Sporting News* Preseason First-Team All-SEC
- ▶ *Lindy's* Preseason First-Team All-SEC
- ▶ *Blue Ribbon* Preseason First-Team All-SEC
- ▶ *Athlon* Preseason Third-Team All-SEC
- ▶ Phil Steele's Preseason Third-Team All-SEC

## JERRAUD POWERS

- ▶ Preseason Second-Team All-SEC
- ▶ Preseason Coaches Second-Team All-SEC
- ▶ *Lindy's* Preseason Second-Team All-SEC
- ▶ *Athlon* Preseason Third-Team All-SEC

## CHAZ RAMSEY

- ▶ Phil Steele's Preseason Fourth-Team All-SEC

## AAIRON SAVAGE

- ▶ Phil Steele's Preseason Third-Team All-SEC

## RYAN SHOEMAKER

- ▶ Ray Guy Award Watch List
- ▶ Preseason First-Team All-SEC
- ▶ Preseason Coaches First-Team All-SEC
- ▶ *Sporting News* Preseason First-Team All-SEC
- ▶ Phil Steele's Preseason First-Team All-SEC
- ▶ *Lindy's* Preseason Second-Team All-SEC
- ▶ *Athlon* Preseason Second-Team All-SEC

## RODGERIQUUS SMITH

- ▶ Phil Steele's Preseason Fourth-Team All-SEC

## BEN TATE

- ▶ Doak Walker Award Watch List
- ▶ Preseason Second-Team All-SEC
- ▶ Preseason Coaches Second-Team All-SEC
- ▶ *Athlon* Preseason Second-Team All-SEC
- ▶ Phil Steele's Preseason Third-Team All-SEC

## LEE ZIEMBA

- ▶ Preseason Second-Team All-SEC
- ▶ Preseason Coaches Second-Team All-SEC
- ▶ Phil Steele's Preseason Second-Team All-SEC

## COACHES' AWARDS

### LOUISIANA-MONROE

- Offense .....Tommy Trott
- Defense .....Michael Goggans
- Special Teams .....Spencer Pybus
- Scout Offense .....Andrew Parmer
- Scout Defense .....Cameron Henderson

### SOUTHERN MISS

- Offense.....Jason Bosley
- Defense .....Jerraud Powers
- Special Teams .....Robert Dunn
- Scout Offense.....Anthony Jemison
- Scout Defense .....Jacob Shirey

# Auburn's 2008 Opponents/Polls

<b>LOUISIANA-MONROE (0-2, 0-0 Sun Belt)</b>			<b>ARKANSAS (2-0, 0-0 SEC)</b>			<b>ASSOCIATED PRESS TOP 25 POLL</b>				
Aug. 30	at #10/11 Auburn	L, 0-34	Aug. 30	WESTERN ILLINOIS	W, 28-24	<b>Rk</b>	<b>School (1st)</b>	<b>Record</b>	<b>Pts.</b>	<b>Prv.</b>
Sept. 6	at Arkansas	L, 27-28	Sept. 6	LOUISIANA-MONROE	W, 28-27	1.	USC (33)	1-0	1,577	1
Sept. 13	ALABAMA A&M	6 p.m.	Sept. 13	at #8/8 Texas [ABC]	2:30 p.m.	2.	<i>Georgia</i> (23)	2-0	1,525	2
Sept. 20	at Tulane	2 p.m.	Sept. 20	ALABAMA [Raycom]	11:30 a.m.	3.	Oklahoma (2)	2-0	1,458	4
Oct. 4	LOUISIANA-LAFAYETTE	6 p.m.	Oct. 4	FLORIDA	TBA	4.	Florida (4)	2-0	1,438	5
Oct. 11	at Arkansas State	6 p.m.	Oct. 11	at Auburn	TBA	5.	Ohio State (1)	2-0	1,347	3
Oct. 18	NORTH TEXAS	6 p.m.	Oct. 18	at Kentucky	TBA	6.	Missouri (1)	2-0	1,336	6
Oct. 25	FLORIDA ATLANTIC	6 p.m.	Oct. 25	OLE MISS	TBA	7.	<i>LSU</i> (1)	1-0	1,231	7
Nov. 1	TROY	6 p.m.	Nov. 1	TULSA	1 p.m.	8.	Texas	2-0	1,100	10
Nov. 8	at Middle Tennessee	2:30 p.m.	Nov. 8	at South Carolina	TBA	<b>9.</b>	<b>Auburn</b>	<b>2-0</b>	<b>1,067</b>	<b>9</b>
Nov. 15	at Ole Miss	TBA	Nov. 22	at Mississippi State	TBA	10.	Wisconsin	2-0	910	11
Nov. 22	at Florida International	6 p.m.	Nov. 28	LSU [CBS]	1:30 p.m.	11.	<i>Alabama</i>	2-0	865	13
<b>SOUTHERN MISS (1-1, 0-0 C-USA)</b>			<b>WEST VIRGINIA (1-1, 0-0 Big East)</b>			12.	Texas Tech	2-0	845	12
Aug. 30	LOUISIANA-LAFAYETTE	W, 51-21	Aug. 30	VILLANOVA	W, 48-21	13.	Kansas	2-0	825	14
Sept. 6	at #9/10 Auburn [Raycom]	L, 13-27	Sept. 6	at East Carolina [ESPN]	L, 3-24	14.	East Carolina	2-0	762	NR
Sept. 13	at Arkansas State	6 p.m.	Sept. 18	at Colorado [ESPN]	8:30 p.m.	15.	Arizona State	2-0	744	15
Sept. 20	MARSHALL [CSS]	2:30 p.m.	Sept. 27	MARSHALL	3:30 p.m.	16.	Oregon	2-0	616	18
Oct. 4	UTEP	6 p.m.	Oct. 4	RUTGERS	12 p.m.	17.	Penn State	2-0	607	19
Oct. 11	BOISE STATE [CBSCS]	7 p.m.	Oct. 11	SYRACUSE	TBA	18.	BYU	2-0	537	15
Oct. 18	at Rice	2 p.m.	Oct. 23	AUBURN [ESPN]	7:30 p.m.	19.	South Florida	2-0	493	17
Oct. 25	at Memphis [CBSCS]	7 p.m.	Nov. 1	at Connecticut	TBA	20.	Wake Forest	2-0	404	20
Nov. 1	UAB [CSS]	7 p.m.	Nov. 8	CINCINNATI	TBA	21.	Fresno State	1-0	290	21
Nov. 8	at UCF	2:30 p.m.	Nov. 22	at Louisville	TBA	22.	Utah	2-0	258	22
Nov. 15	EAST CAROLINA	2 p.m.	Nov. 28	at Pitt [ABC]	TBA	23.	California	2-0	195	24
Nov. 29	at SMU	2 p.m.	Dec. 6	SOUTH FLORIDA [ESPN/ESPN2]	TBA	24.	Illinois	1-1	164	24
<b>MISSISSIPPI STATE (1-1, 0-0 SEC)</b>			<b>OLE MISS (1-1, 0-0 SEC)</b>			25.	<i>West Virginia</i>	1-1	163	8
Aug. 30	at Louisiana Tech [ESPN2]	L, 14-22	Aug. 30	MEMPHIS	W, 41-24	<b>OTHERS RECEIVING VOTES</b>				
Sept. 6	SOUTHEASTERN LOUISIANA	W, 34-10	Sept. 6	at #20/20 Wake Forest [ABC/ESPN2]	L, 28-30	UCLA 150, Clemson 73, Florida State 50, Boise State 22,				
Sept. 13	#9/9 AUBURN [ESPN2]	6 p.m.	Sept. 13	SAMFORD	6 p.m.	<i>Tennessee</i> 15, Georgia Tech 14, Oklahoma State 11,				
Sept. 20	at Georgia Tech	TBA	Sept. 20	VANDERBILT	6 p.m.	<i>Vanderbilt</i> 7, Kentucky 6, TCU 6, Virginia Tech 4, Tulsa 3,				
Sept. 27	LSU	TBA	Sept. 27	at Florida	TBA	Arizona 2, South Carolina 2, UConn 1, North Carolina 1,				
Oct. 11	VANDERBILT	TBA	Oct. 4	SOUTH CAROLINA	TBA	Rice 1.				
Oct. 18	at Tennessee	TBA	Oct. 18	at Alabama	TBA					
Oct. 25	MIDDLE TENNESSEE	TBA	Oct. 25	at Arkansas	TBA					
Nov. 1	KENTUCKY	TBA	Nov. 1	AUBURN	TBA					
Nov. 15	at Alabama	TBA	Nov. 15	LOUISIANA-MONROE	TBA					
Nov. 22	ARKANSAS	TBA	Nov. 22	at LSU	TBA					
Nov. 28	at Ole Miss [Raycom]	11:30 a.m.	Nov. 28	MISSISSIPPI STATE [Raycom]	11:30 a.m.					
<b>LSU (1-0, 0-0 SEC)</b>			<b>TENNESSEE-MARTIN (1-1, 0-0 OVC)</b>			<b>USA TODAY COACHES TOP 25 POLL</b>				
Aug. 30	APPALACHIAN STATE [ESPN]	W, 41-13	Aug. 30	at #19/21 South Florida	L, 7-56	<b>Rk</b>	<b>School (1st)</b>	<b>Record</b>	<b>Pts.</b>	<b>Prv.</b>
Sept. 6	TROY	ppd.	Sept. 6	BAKER	W, 56-0	1.	USC (34)	1-0	1,481	1
Sept. 13	NORTH TEXAS	7 p.m.	Sept. 11	CONCORDIA	6 p.m.	2.	<i>Georgia</i> (18)	2-0	1,454	2
Sept. 20	at Auburn [ESPN]	6:45 p.m.	Sept. 20	at Austin Peay	6 p.m.	3.	Oklahoma (3)	2-0	1,370	4
Sept. 27	MISSISSIPPI STATE	TBA	Sept. 27	at Murray State	6 p.m.	4.	Florida (3)	2-0	1,306	5
Oct. 11	at Florida	TBA	Oct. 4	TENNESSEE STATE	2 p.m.	5.	Ohio State (1)	2-0	1,289	3
Oct. 18	at South Carolina	TBA	Oct. 9	EASTERN ILLINOIS	6 p.m.	6.	Missouri	2-0	1,212	7
Oct. 25	GEORGIA	TBA	Oct. 16	at Tennessee Tech	7 p.m.	7.	<i>LSU</i> (2)	1-0	1,198	6
Nov. 1	TULANE	7 p.m.	Oct. 23	JACKSONVILLE STATE	6:30 p.m.	8.	Texas	2-0	1,069	9
Nov. 8	ALABAMA	TBA	Nov. 8	at Auburn	1:30 p.m.	<b>9.</b>	<b>Auburn</b>	<b>2-0</b>	<b>1,017</b>	<b>10</b>
Nov. 22	OLE MISS	TBA	Nov. 15	at Southeast Missouri	1 p.m.	10.	Wisconsin	2-0	946	11
Nov. 28	at Arkansas [CBS]	1:30 p.m.	Nov. 22	EASTERN KENTUCKY	12 p.m.	11.	Kansas	2-0	854	12
<b>TENNESSEE (0-1, 0-0 SEC)</b>			<b>GEORGIA (2-0, 0-0 SEC)</b>			12.	Texas Tech	2-0	755	13
Sept. 1	at UCLA [ESPN]	L, 24-27 (OT)	Aug. 30	GEORGIA SOUTHERN	W, 45-21	13.	Arizona State	2-0	737	14
Sept. 13	UAB [Raycom]	12:30 p.m.	Sept. 6	CENTRAL MICHIGAN [FSN]	W, 56-17	14.	Oregon	2-0	665	16
Sept. 20	FLORIDA [CBS]	3:30 p.m.	Sept. 13	at South Carolina	3:30 p.m.	15.	BYU	2-0	628	15
Sept. 27	at Auburn	TBA	Sept. 20	at Arizona State [ABC]	8 p.m.	16.	<i>Alabama</i>	2-0	611	17
Oct. 4	NORTHERN ILLINOIS	TBA	Sept. 27	ALABAMA	TBA	17.	Penn State	2-0	547	19
Oct. 11	at Georgia	TBA	Oct. 11	TENNESSEE	TBA	18.	South Florida	2-0	475	18
Oct. 18	MISSISSIPPI STATE	TBA	Oct. 18	VANDERBILT	TBA	19.	Wake Forest	2-0	419	20
Oct. 25	ALABAMA	TBA	Oct. 25	at LSU	TBA	20.	East Carolina	2-0	375	NR
Nov. 1	at South Carolina	TBA	Nov. 1	vs. Florida	TBA	21.	Fresno State	1-0	300	21
Nov. 8	WYOMING	TBA	Nov. 8	at Kentucky	TBA	22.	Utah	2-0	235	23
Nov. 22	at Vanderbilt	TBA	Nov. 15	at Auburn	TBA	23.	Clemson	1-1	175	22
Nov. 29	KENTUCKY	TBA	Nov. 29	GEORGIA TECH	TBA	24.	<i>West Virginia</i>	1-1	145	8
<b>VANDERBILT (2-0, 1-0 SEC)</b>			<b>ALABAMA (2-0, 0-0 SEC)</b>			25.	California	2-0	128	NR
Aug. 30	at Miami (Ohio)	W, 34-13	Aug. 30	vs. #9/9 Clemson [ABC]	W, 34-10	<b>OTHERS RECEIVING VOTES</b>				
Sept. 6	#24/24 S. CAROLINA [ESPN]	W, 24-17	Sept. 6	TULANE	W, 20-6	Illinois 124, UCLA 86, Florida State 50, Kentucky 28, Boise				
Sept. 13	RICE	6 p.m.	Sept. 13	WESTERN KENTUCKY	6:07 p.m.	State 22, <i>Tennessee</i> 21, TCU 18, Nebraska 16, Georgia Tech				
Sept. 20	at Ole Miss	6 p.m.	Sept. 20	at Arkansas [Raycom]	11:30 a.m.	15, Arizona 11, Virginia Tech 11, <i>Vanderbilt</i> 8, Oklahoma				
Oct. 4	AUBURN	TBA	Sept. 27	at Georgia	TBA	State 7, Iowa 4, Colorado 3, Notre Dame 3, UConn 2, Tulsa				
Oct. 11	at Mississippi State	TBA	Oct. 4	KENTUCKY	TBA	2, Bowling Green 1, Northwestern 1, South Carolina 1.				
Oct. 18	at Georgia	TBA	Oct. 18	OLE MISS	TBA					
Oct. 25	DUKE	TBA	Oct. 25	at Tennessee	TBA					
Nov. 8	FLORIDA	TBA	Nov. 1	ARKANSAS STATE	TBA					
Nov. 15	at Kentucky	TBA	Nov. 8	at LSU	TBA					
Nov. 22	TENNESSEE	TBA	Nov. 15	MISSISSIPPI STATE	TBA					
Nov. 29	at Wake Forest	TBA	Nov. 29	AUBURN	TBA					

# 2008 Auburn Football Game Recaps

<b>GAME</b> <b>1</b>	<b>LOUISIANA-MONROE</b>	<b>0</b>
	<b>#10 AUBURN</b>	<b>34</b>
	August 30, 2008	
Jordan-Hare Stadium (87,451) • Auburn, Ala.		

No. 10 Auburn scored touchdowns on defense, special teams and offense and Ben Tate rushed for 115 yards as the Tigers dominated in a 34-0 season-opening victory over Louisiana-Monroe under the lights in Jordan-Hare Stadium. It marked the first time since the 2003 season that the Tigers were able to punch the ball into the end zone on all three sides of the ball.

On the first defensive play of the game for Auburn, Antonio Coleman broke through ULM's offensive line to sack quarterback Kinsmon Lancaster and force a fumble. Sophomore Michael Goggans recovered the fumble and dashed nine yards into the end zone for the touchdown, the first of his career.

Robert Dunn closed out the first quarter with a 66-yard punt return for a touchdown to put the Tigers ahead 14-0. Dunn's punt return for a touchdown was the first for Auburn since Robert Baker returned a punt 79 yards for a touchdown against South Carolina in 1996, snapping the nation's longest streak without returning a punt for a touchdown. The Tigers had played 144 consecutive games without a punt return for a touchdown.

Following a special teams fumble recovery by freshman Spencer Pybus to start the second half, the Tigers went 30 yards in three plays on a 19-yard rush by Mario Fannin and a pair of rushes by Brad Lester, including a 3-yard run around the right side for a touchdown.

Tate's 115 yards on the ground was his fourth career 100-yard rushing game. A 49-yard left side run late in the second quarter was the longest of the junior's career, surpassing his career long of 44 yards set in 2007 against Vanderbilt. The 49-yard run was also the longest of the game for the Tigers.

Auburn finished the game with 321 yards rushing, its most since 2005 against Kentucky when the Tigers posted 338.

Quarterback Chris Todd capped off the scoring with a 3-yard touchdown pass to Chris Slaughter midway through the fourth quarter. It marked the first touchdowns at Auburn for each player.

Senior Rodgeriquis Smith finished the game with 57 yards receiving on five catches to lead the passing attack.

Wes Byrum added a pair of field goals, from 33 and 19 yards out, to give the sophomore 19 career field goals.

SCORING SUMMARY		
Louisiana-Monroe	0	0 0 0 — 0
Auburn	14	3 10 7 — 34
AU—Goggans 9 fumble recovery (Byrum kick), 12:08, 1st AU—Dunn 66 punt return (Byrum kick), 00:04, 1st AU—Byrum 33 field goal, 1:16, 2nd AU—Lester 3 run (Byrum kick), 14:08, 3rd AU—Byrum 19 field goal, 00:24, 3rd AU—Slaughter 3 pass from Todd (Byrum kick), 6:49, 4th		
TEAM STATISTICS		
	<b>ULM</b>	<b>AU</b>
First Downs	12	19
Rushes-Yards	30-84	46-321
Passing Yards	136	85
Comp-Att-Int	20-38-0	13-27-1
Total Plays-Yards	68-220	73-406
Punts-Avg.	11-39.3	7-43.4
Fumbles/Lost	2/2	0/0
Penalties-Yards	4-20	7-55
3rd Down Conv.	2-of-18	5-of-15
Time of Possession	31:09	28:51
INDIVIDUAL STATISTICS		
<b>RUSHING: (ULM)</b> Goodin 15-39, Lancaster 11-33, McCoy 1-7, Lovett 3-5; <b>(AU)</b> Tate 13-115, Burns 6-69, Smith 9-66, Lester 14-52 (TD), Fannin 2-21, Todd 2(-2).		
<b>PASSING: (ULM)</b> Lancaster 20-38-0, 136; <b>(AU)</b> Todd 9-18-1, 70 (TD), Burns 4-9, 15.		
<b>RECEIVING: (ULM)</b> Zacharie 8-61, McCoy 5-10, McCall 3-25, Goodin 2-24, Ambrose 2-16; <b>(AU)</b> R.Smith 5-57, Slaughter 4-13 (TD), Carr 1-6, Tate 1-5, Swinton 1-4, Fannin 1-0.		

In his debut as defensive coordinator, Paul Rhoads' defense became the first since 2006 to hold an opponent scoreless. The last time that Auburn blanked an opponent was Nov. 4, 2006, against Arkansas State.

The defense held ULM to just 220 yards of offense, and the Warhawks were just 2-of-18 on third-down conversions.

The Tigers had 19 players see action in their first collegiate games at Auburn.

With the win, Auburn owns the all-time series against ULM, 7-0.

<b>GAME</b> <b>2</b>	<b>SOUTHERN MISS</b>	<b>13</b>
	<b>#9 AUBURN</b>	<b>27</b>
	September 6, 2008	
Jordan-Hare Stadium (87,451) • Auburn, Ala.		

No. 9 Auburn had a trio of players rush for touchdowns as the Tigers routed Southern Miss, 27-13, in front of another sellout crowd of 87,451 at Jordan-Hare Stadium.

After two first quarter fumbles in the red zone, Ben Tate got the Tigers on the board with a 1-yard left end rush for a touchdown early in the second quarter. Quarterback Chris Todd connected with Rodgeriquis Smith for a 21-yard reception and Brad Lester moved the ball to the 1-yard line to set up the Tate touchdown.

Following the Golden Flashes' next possession, Auburn marched 76 yards down the field with Todd hitting Mario Fannin for 18 yards, Terrell Zachery for 17 yards and Montez Billings for 13 yards. Tristan Davis capped off the drive with a 13-yard touchdown run on his first carry since the 2005 Iron Bowl against Alabama. Davis' score was his first since 2005 at Kentucky and gave Auburn a 14-0 lead at the half.

Wes Byrum knocked in a career-long 52-yard field goal on Auburn's first drive of the third quarter. His previous career-long was from 49 yards out, which he nailed last season against Southern Florida. It also marked the first time that an Auburn placekicker had hit a 50-plus yard field goal since John Vaughn in 2006.

Kodi Burns rushed into the end zone from 1-yard out for Auburn's final touchdown to give the Tigers a commanding 24-0 lead midway through the third quarter. The score was result of a 12-play, 75-yard move down the field with Todd completing 21-yard and 20-yard passes to Tate and Davis, respectively. Tate added a 13-yard rush to set up the touchdown.

Auburn allowed its first points of the season at the 2:33 mark in the third quarter. The Golden Eagles, capitalizing on an interception, were able to get into the end zone on a 1-yard pass from Austin Davis to Shawn Nelson. The Tigers had held their opponents scoreless for the first 102:27 of the season before allowing a point.

After another USM touchdown, Byrum added a 23-yard field goal to close out the Tigers' scoring efforts in the fourth quarter.

For the second straight game, Auburn limited its opponent to under 100 yards on the ground. The Golden Flashes were only able to muster 37 yards rushing on 27 attempts.

SCORING SUMMARY		
Southern Miss	0	6 7 — 13
Auburn	14	10 3 — 27
AU—Tate 1 run (Byrum kick), 13:10, 2nd AU—Davis 13 run (Byrum kick), 8:23, 2nd AU—Byrum 52 field goal, 12:38, 3rd AU—Burns 1 run (Byrum kick), 6:49, 3rd USM—Nelson 1 pass from Davis, 2:33, 3rd USM—Nelson 17 pass from Davis (Barefoot kick), 11:48, 4th AU—Byrum 23 field goal, 7:06, 4th		
TEAM STATISTICS		
	<b>USM</b>	<b>AU</b>
First Downs	20	22
Rushes-Yards	27-37	41-132
Passing Yards	268	248
Comp-Att-Int	33-50-2	21-34-1
Total Plays-Yards	77-305	75-380
Punts-Avg.	8-40.0	5-44.2
Fumbles-Lost	4-1	5-3
Penalties-Yards	8-76	6-53
3rd Down Conv.	1-of-14	4-of-12
Time of Possession	29:40	30:20
INDIVIDUAL STATISTICS		
<b>RUSHING: (USM)</b> Fletcher 13-29, Kirksey 2-8, Davis 12-0; <b>(AU)</b> Tate 15-71 (TD), Lester 12-45, Davis 2-15 (TD), E.Smith 2-8, Dunn 2-6, Fannin 1-3, Burns 2(-1) (TD), Todd 2(-11).		
<b>PASSING: (USM)</b> Davis 33-50-2, 268 (2TD); <b>(AU)</b> Todd 21-31-0, 0-3-1.		
<b>RECEIVING: (USM)</b> Nelson 12-118 (2TD), Brown 8-88, Fletcher 6-57, Parham 3-13, Morgan 2(-1), Baptiste 2(-7); <b>(AU)</b> Tate 3-51, Trott 3-44, Billings 3-30, Fannin 3-22, Dunn 2-21, Lester 2-13, R.Smith 1-21, Davis 1-20, Zachery 1-17, Carr 1-8, E.Smith 1-1.		

Three Tigers recorded sacks in the game. Tray Blackmon and Zach Clayton each registered a sack and Antonio Coleman had his second sack in as many games.

After gaining only 85 yards through the air against Louisiana-Monroe in the season opener, quarterback Chris Todd completed 21-of-31 passes for 248 yards. In all, 11 different Auburn receivers caught passes in the game, marking the most Tigers to catch passes in a single game since 2005 against Ole Miss.

Robert Dunn set a new career-high in punt return yards with 103.

With the win, Auburn now leads the all-time series against Southern Miss 17-5 and has won the last three meetings.

# Noting Head Coach Tommy Tuberville

## Tuberville Era Records

Jordan-Hare Stadium .....	52-14
Away .....	24-15
Neutral .....	6-4
SEC .....	49-23
West .....	30-15
East .....	19-8
Non-conference .....	30-9
Natural grass .....	76-31
Artificial turf .....	5-2
Overtime games .....	4-3
Day games .....	51-18
Night games.....	30-14
August .....	2-1
September .....	32-7
October .....	23-13
November .....	19-7
December/January .....	6-5
TV Games .....	52-31
ABC .....	2-5
CBS .....	11-9
ESPN .....	19-12
ESPN2 .....	6-0
Raycom (LFS/JP).....	13-7
Fox.....	1-0
AU scores first.....	64-5
Opponent scores first.....	18-28
Leading at Half .....	67-6
Trailing at Half .....	11-26
Tied at Half .....	4-1
Leading after Third .....	73-8
Trailing after Third.....	6-25
Tied after Third.....	3-0
Overtime Games.....	3-3
Scoring less than 20 pts. ....	12-26
Scoring 20+ points .....	69-7
Scoring 30+ points .....	45-0
Allowing less than 20 pts. ....	62-5
Allowing 20+ points.....	20-28
Allowing 30+ points.....	3-13
Rushing for less than 100 yds. ....	11-19
Rushing for over 100 yds. ....	72-14
Rushing for 200+ yds. ....	34-3
Passing for 200+ yds. ....	41-10
Passing for 300+ yds. ....	6-2
Totalling less than 300 yds. ....	17-20
300+ yds. of total offense.....	65-13
400+ yds. of total offense.....	39-3
500+ yds. of total offense.....	12-0
Allowing less than 100 yds. rushing .....	45-4
Allowing less than 300 yds. total off. ....	46-5
Allowing 300+ yds. total offense .....	35-28
Having 100-yd. rusher .....	45-6
Opp. have 100-yd. rusher .....	13-19
AU outrushes opponent.....	71-9
AU is outrushed .....	11-24
AU outpasses opponent .....	47-13
AU is outpassed .....	34-20
Equal passing.....	1-0
vs. AP Top 5.....	4-1
vs. AP Top 10 .....	15-12
vs. AP Top 25 .....	20-18

- ▶ Has directed Auburn to 82 overall wins, good for fourth in school history. Auburn has won 72 percent of its games under Tuberville, ranking him seventh in school history.
- ▶ Directed Auburn to a 47-17 mark in the league since 2000, which is tied for the best mark in the Southeastern Conference.
- ▶ Won 100th career game on Oct. 6, 2007 in 35-7 win over Vanderbilt.
- ▶ Has won 27 of last 33 SEC games and 28 of last 34 against SEC opponents.
- ▶ Led last seven teams to bowl games, including New Year's Day bowl in four of the last six years. Has won four of last five bowl games and has won five bowl games, which is tied for second most in school history with Shug Jordan, and one behind Pat Dye (6).
- ▶ Led Auburn to its best season ever in 2004 as the Tigers won a school-record 13 games and captured the Southeastern Conference and NOKIA Sugar Bowl titles.
- ▶ Named the 2004 AFCA, Associated Press, Paul "Bear" Bryant, Walter Camp and SEC Coach of the Year. Was also named the 1997 Associated Press SEC Coach of the Year.
- ▶ Guided Auburn to the 2004 Southeastern Conference Championship. Tuberville has led Auburn to at least a share of the Western Division title in five of his seven seasons.
- ▶ Directed Auburn to 15 wins over AP Top 10 teams since the start of the 2002 season.
- ▶ Led Auburn to 51 wins in last 64 games (80 percent) and 46 of the last 55 (84 percent), which included 15 straight from 2003-04.
- ▶ Auburn's 15-game win streak from 2003-04 marked Tuberville's longest winning streak as a head coach.
- ▶ Directed the Tigers to seven SEC road wins of 20-plus points since 2002, including three in 2004.
- ▶ In 22 previous years coaching at the Division I level, has been part of 20 winning seasons, including three national championships.
- ▶ Led AU to at least one victory against an AP top 10 team in a school-record seven consecutive seasons.
- ▶ Coached 62 players that have been drafted in the NFL, including 33 at Auburn.
- ▶ Coached 14 first-round NFL Draft picks, including the 1991 first overall pick, Russell Maryland, and four 2004 first-round draft picks (Ronnie Brown, Carnell Williams, Carlos Rogers and Jason Campbell).
- ▶ Eight former players have played in the NFL Pro Bowl, including Jessie Armstead, Jerome Brown, Rudi Johnson, Ray Lewis, Russell Maryland, Marcus McNeill, Warren Sapp and Marcus Washington.
- ▶ Is 18-5 in his career in games decided by three points or less.
- ▶ Auburn is 9-3 in its last 12 games against top 10 opponents in the AP poll.
- ▶ Won a school-record eight straight SEC road games from 2005-07, and currently has won 14 of last 17 games against SEC opponents outside of Auburn.
- ▶ Has won 75 of last 81 regular-season games when scoring 20 points or more.
- ▶ Finished in AP top 10 in two of the previous four years.
- ▶ Only team in country to defeat 2006 National Champion Florida, and only coach to defeat two teams in final top five in country (No. 1 Florida, No. 3 LSU) in 2006.
- ▶ First Auburn coach ever to win six straight over Alabama.
- ▶ Third all-time in Iron Bowl victories (7), behind Bear Bryant (19) and Ralph "Shug" Jordan (9).
- ▶ Only coach ever to win four consecutive games at Bryant-Denny Stadium in Tuscaloosa.

## Tuberville's Head Coaching Record

Year	School	W-L	SEC	Notes
1995	Ole Miss	6-5	3-5 (5th W)	
1996	Ole Miss	5-6	2-6 (5th W)	
1997	Ole Miss	8-4	4-4 (3rd W)	Music City Bowl
1998	Ole Miss	6-5	3-5 (4th W)	Independence Bowl
1999	Auburn	5-6	2-6 (5th W)	
2000	Auburn	9-4	6-2 (1st W)	SEC West Champs; Citrus Bowl
2001	Auburn	7-5	5-3 (1st W)	SEC West Co-Champs; Peach Bowl
2002	Auburn	9-4	5-3 (1st W)	SEC West Co-Champs; Capital One Bowl Champs
2003	Auburn	8-5	5-3 (3rd W)	Music City Bowl Champs
2004	Auburn	13-0	8-0 (1st W)	SEC Champions; NOKIA Sugar Bowl Champs
2005	Auburn	9-3	7-1 (1st W)	SEC West Co-Champs; Capital One Bowl
2006	Auburn	11-2	6-2 (2nd W)	AT&T Cotton Bowl Champs
2007	Auburn	9-4	6-3 (2nd W)	Chick-fil-A Bowl Champs
2008	Auburn	2-0	0-0	
<b>Totals</b>	<b>12 Years</b>	<b>107-53</b>	<b>62-43</b>	
<b>Auburn</b>		<b>82-33</b>	<b>50-23</b>	
<b>Ole Miss</b>		<b>25-20</b>	<b>12-20</b>	

# Auburn Superlatives Under Tommy Tuberville

## MOST POINTS

1.	73 vs. Louisiana-Monroe	11-1-03
2.	63 vs. Ball State	9-17-05
3.	56 vs. Western Carolina	9-7-02
4.	55 vs. New Mexico State	9-22-07
5.	52 vs. Louisiana Tech	10-9-04
	52 vs. Louisiana-Monroe	11-9-02

## FEWEST POINTS ALLOWED

1.	0 vs. Louisiana-Monroe	8-30-08
	0 vs. Arkansas State	11-4-06
	0 at Mississippi State	9-9-06
	0 vs. Mississippi State	9-10-05
	0 vs. Louisiana-Monroe	9-4-04
	0 vs. Western Carolina	9-7-02
	0 vs. Ball State	9-1-01
	0 vs. Vanderbilt	9-30-00
	0 at Alabama	11-18-00

## MOST FIRST DOWNS

1.	37 vs. Western Carolina	9-7-02
2.	33 vs. The Citadel	9-25-04
3.	31 vs. Tennessee	12-4-04
4.	29 vs. Louisiana Tech	10-20-01
	29 vs. Western Kentucky	9-27-03

## FEWEST FIRST DOWNS ALLOWED

1.	5 vs. Ball State	9-1-01
2.	7 vs. Western Kentucky	9-27-03
	7 vs. South Carolina	10-1-05
4.	8 at Alabama	11-18-00
	8 vs. The Citadel	9-25-04

## MOST RUSHING ATTEMPTS

1.	62 at Georgia	11-10-01
2.	57 vs. Tennessee	10-4-03
3.	56 vs. Mississippi State	10-18-03
4.	54 vs. Syracuse	9-28-02
5.	53 at Arkansas	10-13-07

## FEWEST RUSHING ATT., OPPONENT

1.	16 by Kansas State	9-1-07
	16 by Tennessee	10-4-03
3.	17 by La Tech	10-21-00
4.	18 by Florida	10-13-01
5.	21 by LSU	9-18-99

## MOST RUSHING YARDS

1.	405 vs. Mississippi State	10-18-03
2.	390 vs. Ball State	9-17-05
3.	388 at Kentucky	11-5-05
4.	345 vs. Western Carolina	9-7-02
5.	321 vs. Louisiana-Monroe	8-30-08

## FEWEST RUSHING YARDS ALLOWED

1.	-36 vs. Florida	10-13-01
2.	-27 vs. Central Florida	11-6-99
3.	4 vs. Tennessee	10-4-03
4.	23 at Alabama	11-18-00
	23 vs. Louisiana-Monroe	11-1-03
	23 vs. Ole Miss	10-29-05

## MOST PASSES ATTEMPTED

1.	48 vs. Louisiana Tech	10-20-01
2.	44 vs. Georgia Tech	9-3-05
3.	43 vs. Clemson [Chick-fil-A]	12-31-07
	43 at Florida	12-2-00
5.	41 at LSU	10-22-05

## MOST PASSES COMPLETED

1.	28 vs. Louisiana Tech	10-20-01
	28 vs. Michigan	1-1-01
3.	27 vs. Tennessee	12-4-04
4.	26 vs. Clemson [Chick-fil-A]	12-31-07
	26 vs. Alabama	11-20-99

## FEWEST PASSES ATT., OPPONENT

1.	10 by Arkansas	10-7-06
2.	15 by The Citadel	9-25-04
	15 by Arkansas	10-12-02
	15 by Syracuse	9-22-01
5.	16 by Arkansas	10-27-01

## FEWEST PASSES COMP., OPPONENT

1.	5 by Mississippi State	9-15-07
	5 by Ball State	9-1-01
3.	6 by The Citadel	9-25-04
	6 by Syracuse	9-22-01
5.	7 by Arkansas	10-7-06

## MOST PASSING YARDS

1.	416 vs. Georgia	11-13-99
2.	394 vs. Michigan	1-1-00
3.	381 vs. Louisiana Tech	10-20-01
4.	374 vs. Tennessee	12-4-04
5.	359 vs. The Citadel	9-25-04

## FEWEST PASSING YARDS ALLOWED

1.	32 by Ball State	9-1-01
2.	41 by Mississippi State	9-15-07
3.	66 by Arkansas	10-12-02
4.	69 by Tennessee	12-4-04
5.	71 by The Citadel	9-25-04

## MOST TOTAL OFFENSE

1.	621 vs. Western Carolina	9-7-02
2.	593 vs. The Citadel	9-25-04
3.	589 at Kentucky	11-5-05
4.	572 vs. Ball State	9-17-05
5.	567 vs. Western Kentucky	9-27-03
6.	559 vs. Tennessee	12-4-04

## FEWEST TOTAL YARDS ALLOWED

1.	92 vs. Ball State	9-1-01
2.	110 vs. Kentucky	10-23-04
3.	135 at Alabama	11-18-00
4.	151 vs. Louisiana-Monroe	11-1-03
5.	152 vs. Vanderbilt	9-30-00

## PUNTING AVERAGE (MIN. OF 4)

1.	50.8 at So. California	9-2-02
2.	50.5 at Vanderbilt	9-30-00
3.	50.2 at Alabama	11-18-06
4.	50.0 vs. Louisiana Tech	10-20-01
5.	49.3 vs. North Carolina	12-31-01

## MOST TIME OF POSSESSION

1.	39:31 vs. Tennessee	12-4-04
2.	38:58 at Georgia	11-10-01
3.	37:52 at Ole Miss	10-28-06
4.	37:45 at Alabama	11-18-00
5.	36:43 vs. Florida	10-14-06

# Auburn Superlatives Under Tommy Tuberville

## Auburn Team Superlatives

Points Scored	73	vs. Louisiana-Monroe (11/1/03)
Low	0	vs. USC (8/30/03)
First Downs	37	vs. Tennessee (10/2/99)
Low	7	vs. Western Carolina (11/9/02)
Rushing Plays	62	at Mississippi State (10/7/00)
Low	19	at Georgia (11/10/01)
Net Rushing Yards	405	at Mississippi State (10/7/00)
Low	1	vs. Florida (10/16/99)
Passes Attempted	48	vs. Louisiana Tech (10/20/01)
Low	13	vs. Mississippi State (10/6/01)
Passes Completed	28	vs. Louisiana Tech (10/20/01)
Low	4	vs. Georgia (11/11/06)
Had Intercepted	4	vs. Louisiana Tech (10/20/01); at Tennessee (10/2/99)
Low	0	35 times
Net Passing Yards	416	vs. Georgia (11/13/99)
Low	35	vs. Georgia (11/11/06)
Total Offensive Plays	90	vs. Clemson (12/31/07)
Low	37	vs. Georgia (11/11/06)
Total Net Offense	621	vs. Western Carolina (11/9/02)
Low	164	three times
Fumbles	5	vs. Southern Miss (9/6/08)
Low	0	21 times
Fumbles Lost	4	vs. Florida (10/14/01)
Low	0	32 times
Penalties	13	at Florida (10/19/02)
Low	1	vs. Mississippi State (9/10/05)
Penalty Yards	112	at Ole Miss (9/9/00)
Low	10	vs. Mississippi State (9/10/05)

## Auburn Individual Superlatives

Rushing Attempts	41	Carnell Williams at Georgia (11/10/01)
Net Rushing Yards	249	Rudi Johnson vs. La. Tech (10/21/00)
Rushing TDs	6	Carnell Williams vs. Miss. State (10/18/03)
Pass Attempts	48	Daniel Cobb vs. La. Tech (10/20/01)
Pass Completions	28	Daniel Cobb vs. La. Tech (10/20/01)
Had Intercepted	4	Brandon Cox at Georgia (11/10/07)
Low	4	Brandon Cox vs. Georgia (11/11/06)
Low	4	Brandon Cox vs. Georgia Tech (9/3/05)
Low	4	Daniel Cobb vs. La. Tech (10/20/01)
Low	4	Jeff Klein at Tennessee (10/2/99)
Net Passing Yards	416	Ben Leard at Georgia (11/13/99)
Passing TDs	5	Daniel Cobb vs. La. Tech (10/20/01)
Receptions	10	Ronney Daniels vs. UCF (11/6/99)
Receiving Yards	249	Ronney Daniels vs. UCF (11/6/99)
TD Receptions	2	11 times, last by Rod Smith vs. New Mexico St. (9/22/07)
Punts	10	Damon Duval vs. Miss. State (10/7/00)
Punt Average	54.7	Kody Bliss vs. La.-Monroe (11/1/03)
Punts Inside 20	4	Clinton Durst vs. La.-Monroe (8/30/08)
Low	4	Patrick Tatum vs. New Mex St. (9/22/07)
Low	4	Kody Bliss vs. LSU (9/16/06), at Georgia (11/15/03), vs. USC (8/30/03)
Punt Returns	7	Tre Smith vs. South Carolina (10/1)
Low	7	Roderick Hood vs. W. Carolina (9/7/02)
Punt Return Yards	109	Joe Walkins vs. Ball State (9/1/01)
Kickoff Returns	6	Carnell Williams vs. La. Tech (10/20/01)
Kickoff Return Yards	150	Carnell Williams vs. La. Tech (10/20/01)
FG Attempts	6	John Vaughn at LSU (10/22/05)
FG Made	4	John Vaughn vs. Florida (10/14/06)
Low	4	John Vaughn vs. Washington St. (9/2/06)
Interceptions	4	Junior Rosegreen at Tennessee (10/2/04)
Interception Yards	93	Walter McFadden vs. Tennessee Tech (11/3/07)

## Auburn Individual Long Plays

Rushing	80	C. Williams vs. Alabama (11/22/03) [TD]
Passing	87	J. Campbell/S. Daniels vs. La. Tech (10/9/04) [TD]
Receiving	87	Silas Daniels vs. La. Tech (10/9/04) [TD]
Field Goal	57	Philip Yost vs. W. Kentucky (9/27/03)
Punt	71	Damon Duval vs. N. Illinois (9/23/00)
Punt Return	66	Robert Dunn vs. Louisiana-Monroe (8/30/08) [TD]
Kickoff Return	100	Tim Carter vs. LSU (9/16/00) [TD]
Interception Return	93	Walter McFadden vs. Tenn. Tech (11/3/07) [TD]

## Opponent Team Superlatives

Points Scored	45	Georgia (11/10/07)
Low	0	nine times
First Downs	29	Louisiana Tech (10/21/00)
Low	5	Ball State (9/1/01)
Rushing Plays	52	South Florida (9/8/07)
Low	16	Kansas State (9/1/07)
Net Rushing Yards	328	Alabama (11/17/01)
Low	36	Florida (10/14/01)
Passes Attempted	69	LSU (9/18/99)
Low	10	Arkansas (10/7/06)
Passes Completed	47	Louisiana Tech (10/21/00)
Low	5	Mississippi State (9/15/07)
Had Intercepted	5	two times, last at Tenn. (10/2/04)
Low	0	29 times
Net Passing Yards	433	Louisiana Tech (10/21/00)
Low	32	Ball State (9/1/01)
Total Offensive Plays	90	LSU (9/18/99)
Low	44	Tennessee (12/4/04)
Total Net Offense	549	Alabama (11/17/01)
Low	92	Ball State (9/1/01)
Fumbles	5	South Carolina (10/1/05)
Low	0	21 times
Fumbles Lost	4	Mississippi State (9/13/02)
Low	0	45 times
Penalties	16	Kansas State (9/1/07)
Low	2	Ole Miss (10/28/06)
Low	2	Washington State (9/2/06)
Low	2	Ball State (9/17/05)
Low	2	Alabama (11/18/00)
Penalty Yards	141	Kansas State (9/1/07)
Low	7	Alabama (11/18/00)

## Opponent Individual Superlatives

Rushing Attempts	33	Shaun Alexander (Alabama), 11/20/99
Net Rushing Yards	241	Fred Talley (Arkansas), 10/12/02
Rushing TDs	3	James Munro (Syracuse), 9/22/01
Low	3	Shaun Alexander (Alabama), 11/20/99
Pass Attempts	65	Luke McCown (La. Tech.), 10/21/00
Pass Completions	47	Luke McCown (La. Tech.), 10/21/00
Had Intercepted	5	Luke McCown (La. Tech.), 10/21/00
Net Passing Yards	433	Luke McCown (La. Tech.), 10/21/00
Passing TDs	5	Rex Grossman (Florida), 10/14/00
Receptions	15	James Jordan (La. Tech.), 10/21/00
Receiving Yards	203	Charles Lee (UCF), 11/6/99
TD Receptions	3	Chris Collins (Ole Miss), 11/2/02
Low	3	Jabar Gaffney (Florida), 10/14/00
Punts	10	six players
Punt Average	50.3	Jonathan Kilger (Georgia), 11/11/00
Punts Inside 20	4	Tim Reyner (Kansas State), 9/1/07
Low	4	Javier Beorlegui (UCF), 11/6/99
Punt Returns	7	Ronald Hatcher (Vanderbilt), 9/30/00
Punt Return Yards	96	Deuce McAllister (Ole Miss), 9/9/00
Kickoff Returns	5	Carlos Thomas (S. Carolina), 10/1/05
Low	5	Felix Jones (Arkansas), 10/15/05
Kickoff Return Yards	162	Brandon Brooks (Alabama), 11/22/03)
FG Attempts	4	three times
FG Made	4	Billy Bennett (Georgia), 11/11/00
Low	4	Jeff Chandler (Florida), 10/16/99
Interceptions	3	Deon Grant (Tennessee), 10/2/99
Interception Yards	99	Odell Thurman (Georgia), 11/15/03

## Opponent Individual Long Plays

Rushing	83	C.J. Spiller (Clemson), 12/27/07 [TD]
Passing	83	V. Penn/C. Lee (UCF), 11/6/99
Field Goal	49	Brandon Coutu (Georgia), 11/12/05
Punt	73	Blake McAdams (Mississippi State), 9/15/07
Punt Return	87	Deuce McAllister (Ole Miss), 9/9/00
Kickoff Return	96	Brandon Brooks (Alabama), 11/22/03 [TD]
Interception Return	99	Odell Thurman (Georgia), 11/15/03 [TD]

# 2008 Auburn Football Player Sketches



**MIKE** #66  
**BERRY** OL  
 6-3 · 306 · So. · 1L  
 Antioch, Tenn. (Brentwood Academy)  
 Pre-Business

2008 — Saw limited action against Louisiana-Monroe, grading at 86 percent overall on 19 snaps ... Graded at 78 percent overall on nine offensive snaps with two pancake blocks and one rodeo block ... Has three rodeo blocks and two pancake blocks on the season.



**MONTEZ** #84  
**BILLINGS** WR  
 6-2 · 183 · Jr. · 2L  
 Pelham, Ala. (Pelham)  
 Public Administration

2008 — Did not play against Louisiana-Monroe due to injury ... Started vs. Southern Miss and tied for team lead with three catches (for 30 yards).

### BILLINGS' CAREER RECEIVING STATS

YEAR	G/GS	NO	YDS	AVG	TD	LP/OPPONENT
2006	11/0	3	47	15.7	0	21/Arkansas State
2007	12/9	28	321	11.5	1	31/LSU
2008	1/1	3	30	10.0	0	13/Southern Miss
<b>Totals</b>	<b>24/10</b>	<b>34</b>	<b>398</b>	<b>11.7</b>	<b>1</b>	<b>31/LSU</b>

### BILLINGS' CAREER GAME HIGH STATS

	No.	Opponent	Date
Receptions	6	LSU	10/20/07
Rec. Yards	78	LSU	10/20/07
Rec. TDs	1	LSU	10/20/07

### BILLINGS' GAME-BY-GAME STATS

DATE	OPPONENT	REC	YDS	AVG	TD
9/1/07	KANSAS STATE	DID NOT PLAY			
9/8/07	SOUTH FLORIDA	1	5	5.0	0
9/15/07	MISSISSIPPI STATE	0	0	0.0	0
9/22/07	NEW MEXICO STATE	0	0	0.0	0
9/29/07	* at Florida	3	56	18.7	0
10/6/07	* VANDERBILT	2	36	18.0	0
10/13/07	* at Arkansas	5	31	6.2	0
10/20/07	* at LSU	6	78	13.0	1
10/27/07	* OLE MISS	2	22	11.0	0
11/3/07	* TENNESSEE TECH	2	44	22.0	0
11/10/07	* at Georgia	3	21	7.0	0
11/24/07	* ALABAMA	3	15	5.0	0
12/31/07	* vs. Clemson (Chick-fil-A)	1	13	13	0
DATE	OPPONENT	REC	YDS	AVG	TD
8/30/08	LOUISIANA-MONROE	DID NOT PLAY			
9/6/08	* SOUTHERN MISS	3	30	10.0	0
9/13/08	MISSISSIPPI STATE				
9/20/08	LSU				
9/27/08	TENNESSEE				
10/4/08	at Vanderbilt				
10/11/08	ARKANSAS				
10/23/08	at West Virginia				
11/1/08	at Ole Miss				
11/8/08	TENNESSEE-MARTIN				
11/15/08	GEORGIA				
11/29/08	at Alabama				



**TRAY** #10  
**BLACKMON** LB  
 6-0 · 211 · Jr. · 2L  
 LaGrange, Ga. (LaGrange)  
 Undecided

2008 — Second Team Preseason Media All-SEC ... Second Team Preseason Coaches All-SEC ... Phil Steele's Preseason Third Team All-SEC ... Started vs. Louisiana-Monroe and registered two tackles and one QB hurry in limited action ... Made eighth consecutive regular season game start vs. Southern Miss ... Racked up one sack (minus 2 yards) to go with three total tackles vs. Golden Eagles.

### BLACKMON'S CAREER DEFENSIVE STATS

YEAR	G/GS	TT	UT	AT	TFL-YDS	QBS-YDS	FF/FR	PD	I/YDS
2006	6/4	18	14	4	2.5-7	0.5-3	0/3	0	0/0
2007	9/9	45	26	19	0.5-2	0.0-0	0/0	2	1/49
2008	2/2	5	3	2	1.0-2	1.0-2	0/0	0/0	0/0
<b>Totals</b>	<b>17/15</b>	<b>68</b>	<b>43</b>	<b>25</b>	<b>4.0-11</b>	<b>1.5-5</b>	<b>0/3</b>	<b>2</b>	<b>1/49</b>

### BLACKMON'S CAREER GAME HIGH STATS

	No.	Opponent	Date
Tackles	9	2x (last vs. Ole Miss)	10/27/07
Tackles for loss	1.5	Ole Miss	10/28/06
Sacks	1.0	Southern Miss	9/6/08

### BLACKMON'S GAME-BY-GAME STATS

DATE	OPPONENT	TT	UT	AT	TFL-YDS	INT-YDS
9/2/06	WASHINGTON STATE	DID NOT PLAY				
9/9/06	at Mississippi State	DID NOT PLAY				
9/16/06	LSU	DID NOT PLAY				
9/23/06	BUFFALO	DID NOT PLAY				
9/28/06	at South Carolina	DID NOT PLAY				
10/7/06	ARKANSAS	DID NOT PLAY				
10/14/06	FLORIDA	0	0	0	0.0-0	0-0
10/21/06	* TULANE	1	1	0	0.0-0	0-0
10/28/06	at Ole Miss	5	4	1	1.5-5	0-0
11/4/06	* ARKANSAS STATE	2	2	0	1.0-2	0-0
11/11/06	* GEORGIA	4	3	1	0.0-0	0-0
11/18/06	* at Alabama	6	4	2	0.0-0	0-0
11/1/07	vs. Nebraska (Cotton)	DID NOT PLAY				
DATE	OPPONENT	TT	UT	AT	PD	INT-YDS
9/1/07	* KANSAS STATE	3	1	2	1	1-49
9/8/07	SOUTH FLORIDA	DID NOT PLAY				
9/15/07	MISSISSIPPI STATE	DID NOT PLAY				
9/22/07	NEW MEXICO STATE	DID NOT PLAY				
9/29/07	* at Florida	2	0	2	0	0-0
10/6/07	VANDERBILT	DID NOT PLAY				
10/13/07	* at Arkansas	9	6	3	0	0-0
10/20/07	* at LSU	3	3	0	0	0-0
10/27/07	* OLE MISS	9	4	5	0	0-0
11/03/07	* TENNESSEE TECH	5	2	3	0	0-0
11/10/07	* at Georgia	3	3	0	0	0-0
11/24/07	* ALABAMA	7	4	3	0	0-0
12/31/07	vs. Clemson (Chick-fil-A)	4	3	1	0	0-0
DATE	OPPONENT	TT	UT	AT	PD	INT-YDS
8/30/08	* LOUISIANA-MONROE	2	1	1	0	0-0
9/6/08	* SOUTHERN MISS	3	2	1	0	0-0
9/13/08	MISSISSIPPI STATE					
9/20/08	LSU					
9/27/08	TENNESSEE					
10/4/08	at Vanderbilt					
10/11/08	ARKANSAS					
10/23/08	at West Virginia					
11/1/08	at Ole Miss					
11/8/08	TENNESSEE-MARTIN					
11/15/08	GEORGIA					
11/29/08	at Alabama					



# 2008 Auburn Football Player Sketches



**MIKE** #93  
**BLANC** DL  
 6-4 · 290 · So. · 1L  
 Pompano Beach, Fla. (Deerfield Beach)  
 Undecided



**KODI** #18  
**BURNS** QB  
 6-1 · 206 · So. · 1L  
 Fort Smith, Ark. (Northside)  
 Undecided

**2008** — Earned first career start in season opener vs. Louisiana-Monroe ... Started and notched four tackles vs. Southern Miss ... Also had a half a TFL for no gain vs. USM.

### BLANC'S CAREER DEFENSIVE STATS

YEAR	G/GS	TT	UT	AT	TFL-YDS	QBS-YDS	FF/FR	PD	I/YDS
2007	11/0	6	3	3	0.0-0	0.0-0	0/0	0	0-0
2008	2/2	4	2	2	0.5-0	0.0-0	0/0	0	0-0
<b>Totals</b>	<b>13/2</b>	<b>10</b>	<b>5</b>	<b>5</b>	<b>0.5-0</b>	<b>0.0-0</b>	<b>0/0</b>	<b>0</b>	<b>0-0</b>

### BLANC'S GAME-BY-GAME STATS

DATE	OPPONENT	TT	UT	AT	TFL-YDS	QBS-YDS
9/1/07	KANSAS STATE	1	1	0	0	0-0
9/8/07	SOUTH FLORIDA	0	0	0	0	0-0
9/15/07	MISSISSIPPI STATE	1	1	0	0	0-0
9/22/07	NEW MEXICO STATE	0	0	0	0	0-0
9/29/07	at Florida	DID NOT PLAY				
10/6/07	VANDERBILT	2	0	2	0	0-0
10/13/07	at Arkansas	0	0	0	0	0-0
10/20/07	at LSU	0	0	0	0	0-0
10/27/07	OLE MISS	1	0	1	0	0-0
11/03/07	TENNESSEE TECH	1	1	0	0	0-0
11/10/07	at Georgia	0	0	0	0	0-0
11/24/07	ALABAMA	DID NOT PLAY				
12/31/08	vs. Clemson (Chick-fil-A)	0	0	0	0	0-0

DATE	OPPONENT	TT	UT	AT	TFL-YDS	QBS-YDS
8/30/08	* LOUISIANA-MONROE	0	0	0	0-0	0-0
9/6/08	* SOUTHERN MISS	4	2	2	0.5-0	0-0
9/13/08	MISSISSIPPI STATE					
9/20/08	LSU					
9/27/08	TENNESSEE					
10/4/08	at Vanderbilt					
10/11/08	ARKANSAS					
10/23/08	at West Virginia					
11/1/08	at Ole Miss					
11/8/08	TENNESSEE-MARTIN					
11/15/08	GEORGIA					
11/29/08	at Alabama					



**JASON** #68  
**BOSLEY** OL  
 6-4 · 274 · Sr. · 3L  
 Huntsville, Ala. (Grissom)  
 Finance

**CAREER** — Has played in 24 career games, starting 18.

**SPRING 2008** — Received Top Grade Point Average Award and the Pat Dye Leadership Award by the coaching staff following spring drills.

**2008** — Started at center in season opener vs. Louisiana-Monroe, grading 95 percent overall (59 plays) with one cockroach block, six pancake blocks and six rodeo blocks ... Made his first career start at right tackle and graded 94 percent overall on 70 plays vs. Southern Miss ... Had five rodeo blocks and two cockroach blocks vs. USM ... Has three cockroach blocks, six pancake blocks and 11 rodeo blocks for the season.

**SPRING 2008** — Received the Offensive MVP Award for A-Day after completing 14-of-21 passes for 142 yards and one touchdown.

**2008** — Started season opener vs. Louisiana-Monroe ... Was second on team in rushing vs. ULM with 69 yards on six carries (11.5 avg./c) before leaving game with lower leg injury in third quarter ... Saw limited action vs. Southern Miss due to injury ... Had a 1-yard touchdown run vs. the Golden Eagles in the third quarter.

### BURNS' CAREER PASSING STATS

YEAR	G/GS	CMP	ATT	PCT	YDS	INT	TD	LP/OPPONENT
2007	9/1	10	26	38.5	145	1	2	58/New Mexico State
2008	2/1	4	12	33.3	15	1	0	7/Louisiana-Monroe
<b>Totals</b>	<b>11/2</b>	<b>14</b>	<b>38</b>	<b>36.8</b>	<b>160</b>	<b>2</b>	<b>2</b>	<b>58/New Mexico State</b>

### BURNS' CAREER RUSHING STATS

YEAR	G/GS	NO	YDS	AVG	TD	LP/OPPONENT
2007	9/1	54	203	3.8	3	18/Mississippi State
2008	2/1	8	68	8.5	1	23/Louisiana-Monroe
<b>Totals</b>	<b>11/2</b>	<b>62</b>	<b>271</b>	<b>4.4</b>	<b>4</b>	<b>23/Louisiana-Monroe</b>

### BURN'S CAREER GAME HIGH STATS

	No.	Opponent	Date
Completions	8	Mississippi State	9/15/07
Pass Attempts	12	Mississippi State	9/15/07
Pass Yards	65	Mississippi State	9/15/07
Pass TDs	1	2x (last vs. Clemson)	12/31/07
Interceptions	1	Mississippi State	9/15/07
Rush Attempts	22	Mississippi State	9/15/07
Rush Yards	87	Mississippi State	9/15/07
Rush TDs	1	3x (last vs. Clemson)	12/31/07

### BURNS' GAME-BY-GAME PASSING STATS

DATE	OPPONENT	CMP	ATT	YDS	INT	TD
9/1/07	KANSAS STATE	DID NOT PLAY				
9/8/07	SOUTH FLORIDA	DID NOT PLAY				
9/15/07	MISSISSIPPI STATE	8	12	65	1	0
9/22/07	* NEW MEXICO STATE	1	5	58	0	1
9/29/07	at Florida	0	0	0	0	0
10/6/07	VANDERBILT	0	1	0	0	0
10/13/07	at Arkansas	0	0	0	0	0
10/20/07	at LSU	0	0	0	0	0
10/27/07	OLE MISS	0	0	0	0	0
11/03/07	TENNESSEE TECH	0	4	0	0	0
11/10/07	at Georgia	DID NOT PLAY				
11/24/07	ALABAMA	DID NOT PLAY				
12/31/07	vs. Clemson (Chick-fil-A)	1	4	22	0	1

DATE	OPPONENT	CMP	ATT	YDS	INT	TD
8/30/08	* LOUISIANA-MONROE	4	9	15	0	0
9/6/08	SOUTHERN MISS	0	3	0	1	0
9/13/08	MISSISSIPPI STATE					
9/20/08	LSU					
9/27/08	TENNESSEE					
10/4/08	at Vanderbilt					
10/11/08	ARKANSAS					
10/23/08	at West Virginia					
11/1/08	at Ole Miss					
11/8/08	TENNESSEE-MARTIN					
11/15/08	GEORGIA					
11/29/08	at Alabama					

# 2008 Auburn Football Player Sketches



**JOSH** #17  
**BYNES** LB  
 6-2 · 230 · So. · 1L  
 Lauderdale Lakes, Fla. (Boyd Anderson)  
 Undecided

2008 — Tied for second on team with six tackles in season opener vs. Louisiana-Monroe ... Recorded one stop (assisted) vs. Southern Miss.

### BYNES' CAREER DEFENSIVE STATS

YEAR	G/GS	TT	UT	AT	TFL-YDS	QBS-YDS	FF/FR	PD	I/YDS
2007	5/0	10	8	2	2.0-4	0.0-0	1/0	0	0-0
2008	2/0	1	1	6	0.0-0	0.0-0	0/0	0	0.0
<b>Totals</b>	<b>7/0</b>	<b>17</b>	<b>9</b>	<b>8</b>	<b>2.0-4</b>	<b>0.0-0</b>	<b>0/0</b>	<b>0</b>	<b>0.0</b>

### BYNES' GAME-BY-GAME STATS

DATE	OPPONENT	TT	UT	AT	PD	INT-YDS
8/30/08	LOUISIANA-MONROE	6	1	5	0	0-0
9/6/08	SOUTHERN MISS	1	0	1	0	0-0
9/13/08	MISSISSIPPI STATE					
9/20/08	LSU					
9/27/08	TENNESSEE					
10/4/08	at Vanderbilt					
10/11/08	ARKANSAS					
10/23/08	at West Virginia					
11/1/08	at Ole Miss					
11/8/08	TENNESSEE-MARTIN					
11/15/08	GEORGIA					
11/29/08	at Alabama					



**WES** #18  
**BYRUM** K  
 6-1 · 209 · So. · 1L  
 Ft. Lauderdale, Fla. (St. Thomas Aquinas)  
 Undecided

CAREER — Has connected on two game-winning field goals, at Florida and at Arkansas, both in 2007 ... Is 11-of-12 on FGA of 35 yards or less with only miss coming vs. ULM from 32 yards in 2008.

2008 — *Second Team Preseason Media All-SEC ... Athlon Sports Preseason First Team All-SEC* ... Connected on 2-of-3 field goal attempts in season opener vs. Louisiana-Monroe ... Also had four kickoffs vs. ULM with a 66.8 yard average ... Hit both FG attempts vs. Southern Miss including a career-long of 52 yards ... Also made good from 23 yards out vs. Golden Eagles ... Averaged 63.5 yards on two kickoffs vs. USM ... Currently second in SEC in field goal percentage (80.0)

### BYRUM'S CAREER KICKING STATS

YEAR	FG-A	Pct.	0-19	20-29	30-39	40-49	50+	PAT	Pts
2007	17-23	73.9	0-0	5-5	9-10	3-8	0-0	35-36	86
2008	4-5	66.7	1-1	1-1	1-2	0-0	1-1	7-7	19

### BYRUM'S CAREER GAME HIGH STATS

	No.	Opponent	Date
FG Attempts	5	Arkansas	10/13/07
FGs Made	3	3x (last vs. Arkansas)	10/13/07

### 2008 Field Goal Sequence (Made/Missed):

LOUISIANA-MONROE: 33, 32, 19

SOUTHERN MISS: 52, 23

at Mississippi State:

LSU:

TENNESSEE:

at Vanderbilt:

ARKANSAS:

at West Virginia:

at Ole Miss:

UT-Martin:

GEORGIA:

at Alabama:



**QUINDARIUS** #85  
**CARR** WR  
 6-1 · 175 · RFr. · RS  
 Huntsville, Ala. (Huntsville)  
 Undecided

2008 — Hauled in first career reception, for 6 yards, in season opener vs. Louisiana-Monroe ... Had one catch for eight yards vs. Southern Miss.

### CARR'S CAREER RECEIVING STATS

YEAR	G/GS	NO	YDS	AVG	TD	LPI/OPPONENT
2008	2/0	2	14	7.0	0	8/Southern Miss

### CARR'S GAME-BY-GAME RECEIVING STATS

DATE	OPPONENT	REC	YDS	AVG	TD
8/30/08	LOUISIANA-MONROE	1	6	6.0	0
9/6/08	SOUTHERN MISS	1	8	8.0	0
9/13/08	MISSISSIPPI STATE				
9/20/08	LSU				
9/27/08	TENNESSEE				
10/4/08	at Vanderbilt				
10/11/08	ARKANSAS				
10/23/08	at West Virginia				
11/1/08	at Ole Miss				
11/8/08	TENNESSEE-MARTIN				
11/15/08	GEORGIA				
11/29/08	at Alabama				



**ANTOINE** #45  
**CARTER** DE  
 6-4 · 254 · So. · 1L  
 Ft. Lauderdale, Fla. (Dillard)  
 Undecided

2008 — Registered one QB hurry and two total tackles in season opener vs. Louisiana-Monroe ... Had one solo tackle vs. Southern Miss.

### CARTER'S CAREER DEFENSIVE STATS

YEAR	G/GS	TT	UT	AT	TFL-YDS	QBS-YDS	FF/FR	PD	I/YDS
2007	13/0	16	8	8	4.0-23	1.5-16	0/0	1	0/0
2008	2/0	3	1	1	0.0-0	0.0-0	0/0	0	0/0
<b>Totals</b>	<b>15/0</b>	<b>19</b>	<b>9</b>	<b>9</b>	<b>4.0-23</b>	<b>1.5-16</b>	<b>0/0</b>	<b>1</b>	<b>0/0</b>

# 2008 Auburn Football Player Sketches

## CARTER'S CAREER GAME HIGH STATS

	No.	Opponent	Date
Tackles	4	New Mexico State	9/22/07
Tackles for loss	1.5	2x (last vs. Vanderbilt)	10/6/07
Sacks	1.0	South Florida	9/8/07

## CARTER'S GAME-BY-GAME STATS

DATE	OPPONENT	TT	UT	AT	TFL-YDS	QBS-YDS
9/1/07	KANSAS STATE	0	0	0	0.0-0	0.0-0
9/8/07	SOUTH FLORIDA	3	2	1	1.0-11	1.0-11
9/15/07	MISSISSIPPI STATE	0	0	0	0.0-0	0.0-0
9/22/07	NEW MEXICO STATE	4	2	2	1.5-6	0.0-0
9/29/07	at Florida	0	0	0	0.0-0	0.0-0
10/6/07	VANDERBILT	3	1	2	1.5-6	0.5-5
10/13/07	at Arkansas	0	0	0	0.0-0	0.0-0
10/20/07	at LSU	2	1	1	0.0-0	0.0-0
10/27/07	OLE MISS	0	0	0	0.0-0	0.0-0
11/03/07	TENNESSEE TECH	2	0	2	0.0-0	0.0-0
11/10/07	at Georgia	0	0	0	0.0-0	0.0-0
11/24/07	ALABAMA	0	0	0	0.0-0	0.0-0
12/31/07	Clemson (Chick-fil-A)	2	2	0	0.0-0	0.0-0

DATE	OPPONENT	TT	UT	AT	TFL-YDS	QBS-YDS
8/30/08	LOUISIANA-MONROE	2	1	1	0-0	0-0
9/6/08	SOUTHERN MISS	1	1	0	0-0	0-0
9/13/08	MISSISSIPPI STATE					
9/20/08	LSU					
9/27/08	TENNESSEE					
10/4/08	at Vanderbilt					
10/11/08	ARKANSAS					
10/23/08	at West Virginia					
11/1/08	at Ole Miss					
11/8/08	TENNESSEE-MARTIN					
11/15/08	GEORGIA					
11/29/08	at Alabama					



**NEIL** #19  
**CAUDLE** QB  
 6-3 · 199 · So. · SQ  
 Hoover, Ala. (Spain Park)  
 Building Science

2008 — Saw limited snaps in first game vs. Louisiana-Monroe.

## CAUDLE'S CAREER PASSING STATS

YEAR	G/GS	CMP	ATT	PCT	YDS	INT	TD	LP/OPPONENT
2007	1/0	0	3	.000	---	1	---	---
2008	1/0	0	0	.000	---	0	---	---
Totals	2/0	0	3	.000	---	1	---	---



**ZACH** #98  
**CLAYTON** DL  
 6-3 · 288 · So. · 1L  
 Opelika, Ala. (Opelika)  
 Pre-Business

2008 — Registered a pair of solo TFLs (-4 yards) in season opener vs. Louisiana-Monroe ... Had one tackle, a 6-yard sack against Southern Miss ... Sack vs. USM was the first of career ... Tied for fifth in SEC in TFLs per game (1.5)

## CLAYTON'S CAREER DEFENSIVE STATS

YEAR	G/GS	TT	UT	AT	TFL-YDS	QBS-YDS	FF/FR	PD	I/YDS
2007	10/0	8	4	4	0.5-2	0.0-0	0/0	0	0-0
2008	2/0	3	3	0	3.0-10	1.0-6	0/0	0	0-0
Totals	12/0	11	7	4	3.5-12	1.0-6	0/0	0	0/0

## CLAYTON'S GAME-BY-GAME STATS

DATE	OPPONENT	TT	UT	AT	TFL-YDS	QBS-YDS
8/30/08	LOUISIANA-MONROE	2	2	0	2.0-4	0-0
9/6/08	SOUTHERN MISS	1	1	0	1.0-6	1.0-6
9/13/08	MISSISSIPPI STATE					
9/20/08	LSU					
9/27/08	TENNESSEE					
10/4/08	at Vanderbilt					
10/11/08	ARKANSAS					
10/23/08	at West Virginia					
11/1/08	at Ole Miss					
11/8/08	TENNESSEE-MARTIN					
11/15/08	GEORGIA					
11/29/08	at Alabama					



**DREW** #20  
**COLE** DB  
 5-11 · 172 · Fr. · HS  
 Picayune, La. (HS)  
 Undecided

2008 — Totaled two assisted tackles in season opener vs. Louisiana-Monroe ... Had one solo stop vs. Southern Miss.

## COLE'S CAREER DEFENSIVE STATS

YEAR	G/GS	TT	UT	AT	TFL-YDS	QBS-YDS	FF/FR	PD	I/YDS
2008	2/0	3	1	2	0.0-0	0.0-0	0/0	0	0-0



**ANTONIO** #52  
**COLEMAN** DE  
 6-2 · 252 · Jr. · 2L  
 Mobile, Ala. (Williamson)  
 Criminology

**CAREER** — Has registered at least one tackle for loss in 11 of his last 17 games played and two or more TFLs in seven of last 15 games ... Is five sacks shy of moving into tie for 10th in career sacks with Stanley McClover (2004-05) with 15.5.

2008 — *Second Team Preseason Media All-SEC ... Athlon Sports Preseason Second Team All-SEC ... Phil Steele's Preseason Second Team All-SEC ... Named to Chuck Bednarik Award Preseason Watch List ...* In season opener vs. Louisiana-Monroe, registered two TFLs (-7), one QB sack (-5), two QB hurries and one forced fumble that was returned for a TD by Michael Goggans ... Recorded a sack, a QB hurry and six total tackles in victory against Southern Miss ... Currently tied for second in SEC in sacks per game (1.0), tied for fifth in SEC in TFLs per game (1.5) and tied for 17th in tackles per game (5.5)

## COLEMAN'S CAREER DEFENSIVE STATS

YEAR	G/GS	TT	UT	AT	TFL-YDS	QBS-YDS	FF/FR	PD	I/YDS
2006	13/0	18	14	4	1.0-3	0.0-0	0/0	0	0/0
2007	13/8	38	29	9	18.5-84	8.5-54	1/1	3	0/0
2008	2/2	11	6	5	3.0-15	2.0-13	1/0	0	0/0
Totals	28/10	67	49	18	22.5-102	10.5-67	2/1	3	0/0

# 2008 Auburn Football Player Sketches

## COLEMAN'S CAREER GAME HIGH STATS

	No.	Opponent	Date
Tackles	8	Georgia	11/10/07
Tackles for loss	4.0	Georgia	11/10/07
Sacks	2.0	Ole Miss	10/27/07

## COLEMAN'S GAME-BY-GAME STATS

DATE	OPPONENT	TT	UT	AT	TFL-YDS	QBS-YDS
9/2/06	WASHINGTON STATE	3	3	0	0.0-0	0.0-0
9/9/06	at Mississippi State	1	1	0	0.0-0	0.0-0
9/16/06	LSU	0	0	0	0.0-0	0.0-0
9/23/06	BUFFALO	1	0	1	0.0-0	0.0-0
9/28/06	at South Carolina	1	0	1	0.0-0	0.0-0
10/7/06	ARKANSAS	0	0	0	0.0-0	0.0-0
10/14/06	FLORIDA	2	1	1	0.0-0	0.0-0
10/21/06	TULANE	0	0	0	0.0-0	0.0-0
10/28/06	at Ole Miss	1	0	1	0.0-0	0.0-0
11/4/06	ARKANSAS STATE	2	2	0	0.0-0	0.0-0
11/11/06	GEORGIA	2	2	0	0.0-0	0.0-0
11/18/06	at Alabama	2	2	0	1.0-3	0.0-0
1/1/07	vs. Nebraska (Cotton)	3	3	0	0.0-0	0.0-0

DATE	OPPONENT	TT	UT	AT	TFL-YDS	QBS-YDS
9/1/07	KANSAS STATE	0	0	0	0.0-0	0.0-0
9/8/07	SOUTH FLORIDA	3	2	1	1.0-12	1.0-12
9/15/07	MISSISSIPPI STATE	2	2	0	1.0-4	1.0-4
9/22/07	NEW MEXICO STATE	5	3	2	2.0-4	1.0-2
9/29/07	at Florida	2	1	1	0.0-0	0.0-0
10/6/07	* VANDERBILT	3	2	1	2.0-7	0.0-0
10/13/07	* at Arkansas	3	3	0	2.0-15	1.0-9
10/20/07	* at LSU	4	3	1	2.0-3	0.0-0
10/27/07	* OLE MISS	4	3	1	3.0-18	2.0-12
11/3/07	* TENNESSEE TECH	0	0	0	0.0-0	0.0-0
11/10/07	* at Georgia	8	8	0	4.0-15	1.0-9
11/24/07	* ALABAMA	2	1	1	0.0-0	0.0-0
12/31/07	vs. Clemson (Chick-fil-A)	2	1	1	1.5-6	1.5-6

DATE	OPPONENT	TT	UT	AT	TFL-YDS	QBS-YDS
8/30/08	* LOUISIANA-MONROE	5	4	1	2.0-7	1.0-5
9/6/08	* SOUTHERN MISS	6	2	4	1.0-8	1.0-8
9/13/08	MISSISSIPPI STATE					
9/20/08	LSU					
9/27/08	TENNESSEE					
10/4/08	at Vanderbilt					
10/11/08	ARKANSAS					
10/23/08	at West Virginia					
11/1/08	at Ole Miss					
11/8/08	TENNESSEE-MARTIN					
11/15/08	GEORGIA					
11/29/08	at Alabama					



**CLAYTON** #96  
**CROFOOT** DS  
 6-3 · 185 · Jr. · SQ  
 Orlando, Fla. (The First Academy)  
 Business Management

2008 — Holder on all field goal and PAT attempts ... Has held successfully to help Tigers go 7-for-7 on PAT attempts this year and 4-of-5 FG attempts.



**TRISTAN** #9  
**DAVIS** RB  
 5-10 · 211 · Sr. · 3L  
 East Point, Ga. (Tri-Cities)  
 Criminology

2008 — Phil Steele's Preseason Honorable Mention All-SEC ... Did not play in season opener vs. Louisiana-Monroe due to injury ... Saw first action of season against Southern Miss ... Had two rushes for 15 yards with a 13-yard TD run vs. Golden Eagles ... The TD run was his first since the 2005 season (Nov. 5, vs. Kentucky) ... Also hauled in one pass for 20 yards vs. USM.

## DAVIS IN THE AUBURN RECORD BOOKS

Season	Davis' Numbers	Rank
Kickoff Return Yardage	713 (2006)	1st
Kickoff Returns	28 (2006)	T-1st
Kickoff Return Average	27.0 (2006)	4th

## DAVIS' CAREER RUSHING STATS

YEAR	G/GS	NO	YDS	AVG	TD	LP/OPPONENT
2005	12/0	11	209	19.0	2	75/Kentucky
2006	12/2	0	0	0.0	0	--
2007	3/0	0	0	0.0	0	--
2008	1/0	2	15	7.5	1	13/Southern Miss
<b>Totals</b>	<b>28/2</b>	<b>13</b>	<b>224</b>	<b>17.2</b>	<b>3</b>	<b>75/Kentucky</b>

## DAVIS' CAREER KICK RETURN STATS

YEAR	G	NO	YDS	AVG	TD	LP/OPPONENT
2005	12	0	0	0.0	0	--
2006	12	28	756	27.0	0	58/Florida
2007	3	3	42	14.0	0	23/Florida
2008	1	1	14	14.0	0	14/Southern Miss
<b>Totals</b>	<b>28</b>	<b>32</b>	<b>812</b>	<b>25.4</b>	<b>0</b>	<b>58/Florida</b>

## DAVIS' CAREER GAME HIGH STATS

	No.	Opponent	Date
Tackles	4	2x (last vs. Alabama)	11/18/06
Interceptions	NA		
Rush Attempts	8	Kentucky	11/5/05
Rush Yards	162	Kentucky	11/5/05
Rush TDs	1	3x (last vs. Southern Miss)	9/6/08
Kickoff Returns	5	2x (last vs. Georgia)	11/11/06
Kick Ret. Yds.	129	Georgia	11/11/06
Kick Ret. TDs	NA		

## DAVIS GAME-BY-GAME STATS

DATE	OPPONENT	ATT	YDS	Avg.	TD	TD Runs
8/30/08	LOUISIANA-MONROE			DID NOT PLAY		
9/6/08	SOUTHERN MISS	2	15	7.5	1	13
9/13/08	MISSISSIPPI STATE					
9/20/08	LSU					
9/27/08	TENNESSEE					
10/4/08	at Vanderbilt					
10/11/08	ARKANSAS					
10/23/08	at West Virginia					
11/1/08	at Ole Miss					
11/8/08	TENNESSEE-MARTIN					
11/15/08	GEORGIA					
11/29/08	at Alabama					

# 2008 Auburn Football Player Sketches



**TEZ** #99  
**DOOLITTLE** DL  
 6-3 · 280 · Sr. · 2L  
 Opelika, Ala. (Opelika)  
 Criminology

2008 — Returned after missing entire 2007 season (achilles) and tied career-high with three tackles in season opener vs. Louisiana-Monroe ... Also had one tackle for loss (-4) vs. Warhawks ... Logged time, but did not record a tackle vs. Southern Miss.

## DOOLITTLE'S CAREER DEFENSIVE STATS

YEAR	G/GS	TT	UT	AT	TFL-YDS	QBS-YDS	FF/FR	PD	I/YDS
2004	3/0	3	3	0	0.0-0	0.0-0	0/0	0	0-0
2005	8/0	7	4	3	1.5-5	1.5-5	0/0	0	0-0
2006	11/0	9	6	3	1.5-2	0.0-0	0/0	0	0-0
2008	2/0	3	2	1	1.0-4	0.0-0	0/0	0	0-0
<b>Totals</b>	<b>24/0</b>	<b>22</b>	<b>15</b>	<b>7</b>	<b>4.0-11</b>	<b>1.5-5</b>	<b>0/0</b>	<b>0</b>	<b>0-0</b>

## DOOLITTLE'S GAME-BY-GAME STATS

DATE	OPPONENT	TT	UT	AT	TFL-YDS	QBS-YDS
9/2/06	WASHINGTON STATE	0	0	0	0.0-0	0.0-0
9/9/06	at Mississippi State	3	1	2	0.0-0	0.0-0
9/16/06	LSU				DID NOT PLAY	
9/23/06	BUFFALO	1	0	1	0.5-1	0.0-0
9/28/06	at South Carolina				DID NOT PLAY	
10/7/06	ARKANSAS	1	1	0	0.0-0	0.0-0
10/14/06	FLORIDA	0	0	0	0.0-0	0.0-0
10/21/06	TULANE	1	1	0	0.0-0	0.0-0
10/28/06	at Ole Miss	0	0	0	0.0-0	0.0-0
11/4/06	ARKANSAS STATE	2	2	0	1.0-1	0.0-0
11/11/06	GEORGIA	1	1	0	0.0-0	0.0-0
11/18/06	at Alabama	0	0	0	0.0-0	0.0-0
1/1/07	vs. Nebraska (Cotton)	0	0	0	0.0-0	0.0-0

DATE	OPPONENT	TT	UT	AT	TFL-YDS	QBS-YDS
8/30/08	LOUISIANA-MONROE	3	2	1	1.0-4	0.0-0
9/6/08	SOUTHERN MISS	0	0	0	0.0-0	0.0-0
9/13/08	MISSISSIPPI STATE					
9/20/08	LSU					
9/27/08	TENNESSEE					
10/4/08	at Vanderbilt					
10/11/08	ARKANSAS					
10/23/08	at West Virginia					
11/1/08	at Ole Miss					
11/8/08	TENNESSEE-MARTIN					
11/15/08	GEORGIA					
11/29/08	at Alabama					



**ROBERT** #3  
**DUNN** WR  
 6-0 · 177 · Sr. · 3L  
 Augusta, Ga. (Laney)  
 Psychology

2008 — In season opener vs. Louisiana-Monroe, returned second punt of the game 66 yards for a touchdown ... It was the first punt return for score of career and the longest punt return of career ... First punt return for TD by an AU player since 1996 ... Against Southern Miss, had 130 yards of total offense with 103 coming on punt returns (4/25.8 ypr) ... Also hauled in two passes for 21 yards vs. USM ... First in SEC and sixth nationally in punt return average at 24.4 ypg ... First in NCAA in punt return yards with 171.

## DUNN'S CAREER RECEIVING STATS

YEAR	G/GS	NO	YDS	AVG	TD	LP/OPPONENT
2005	8/0	2	29	14.5	0	23/Mississippi State
2006	13/0	5	52	10.4	0	14/LSU
2007	11/3	19	211	11.1	2	33/Vanderbilt
2008	2/0	2	21	10.5	0	12/Southern Miss
<b>Totals</b>	<b>34/3</b>	<b>28</b>	<b>313</b>	<b>11.2</b>	<b>2</b>	<b>33/Vanderbilt</b>

## DUNN'S CAREER PUNT RETURN STATS

YEAR	G	NO	YDS	AVG	TD	LP/OPPONENT
2005	8	5	36	7.2	0	12/Mississippi State
2006	13	22	120	5.5	0	35/Bufalo
2007	11	32	301	9.4	0	57/Kansas State
2008	2	7	171	24.4	1	66/Louisiana-Monroe
<b>Totals</b>	<b>34</b>	<b>66</b>	<b>628</b>	<b>9.5</b>	<b>1</b>	<b>66/Louisiana-Monroe</b>

## DUNN'S CAREER GAME HIGH STATS

	No.	Opponent	Date
Receptions	5	Clemson	12/31/07
Rec. Yards	42	Tennessee Tech	11/3/07
Rec. TDs	2	Tennessee Tech	11/3/07
Punt Returns	8	Arkansas	10/13/07
Punt Ret. Yds.	74	Kansas State	9/1/07

## DUNN'S GAME-BY-GAME RECEIVING STATS

DATE	OPPONENT	REC	YDS	AVG	TD
9/2/06	WASHINGTON STATE	0	0	0.0	0
9/9/06	at Mississippi State	0	0	0.0	0
9/16/06	LSU	1	14	14.0	0
9/23/06	BUFFALO	0	0	0.0	0
9/28/06	at South Carolina	1	8	8.0	0
10/7/06	ARKANSAS	0	0	0.0	0
10/14/06	FLORIDA	1	14	14.0	0
10/21/06	TULANE	0	0	0.0	0
10/28/06	at Ole Miss	2	16	8.0	0
11/4/06	ARKANSAS STATE	0	0	0.0	0
11/11/06	GEORGIA	0	0	0.0	0
11/18/06	at Alabama	0	0	0.0	0
1/1/07	vs. Nebraska (Cotton)	0	0	0.0	0

DATE	OPPONENT	REC	YDS	AVG	TD
9/1/07	KANSAS STATE	1	6	6.0	0
9/8/07	SOUTH FLORIDA	2	15	7.5	0
9/15/07	* MISSISSIPPI STATE	2	6	3.0	0
9/22/07	* NEW MEXICO STATE	3	26	8.7	0
9/29/07	at Florida	0	0	0.0	0
10/6/07	VANDERBILT	1	33	33.0	0
10/13/07	at Arkansas	1	30	30.0	0
10/20/07	at LSU				DID NOT PLAY
10/27/07	OLE MISS				DID NOT PLAY
11/3/07	TENNESSEE TECH	3	42	14.0	2
11/10/07	at Georgia	1	14	14.0	0
11/24/07	ALABAMA	0	0	0.0	0
12/31/07	vs. Clemson (Chick-fil-A)	5	39	7.8	0

DATE	OPPONENT	REC	YDS	AVG	TD
8/30/08	LOUISIANA-MONROE	0	0	0.0	0
9/6/08	SOUTHERN MISS	2	21	10.0	0
9/13/08	MISSISSIPPI STATE				
9/20/08	LSU				
9/27/08	TENNESSEE				
10/4/08	at Vanderbilt				
10/11/08	ARKANSAS				
10/23/08	at West Virginia				
11/1/08	at Ole Miss				
11/8/08	TENNESSEE-MARTIN				
11/15/08	GEORGIA				
11/29/08	at Alabama				

# 2008 Auburn Football Player Sketches



**CLINTON** #97  
**DURST** P  
 6-2 · 190 · RFr. · RS  
 Destin, Fla. (Ft. Walton Beach)  
 Marketing

**SPRING 2008** — Named Special Teams MVP of A-Day game after averaging 48.3 yards on three punts with a long punt of 55 yards.

**2008** — Punted seven times in season opener vs. Louisiana-Monroe, marking his first game of organized football ... Averaged 43.4 yards per kick vs. ULM with a long of 58 and four punts pinned inside the 20-yard line ... Punted five times for 44.2 ypk average with a long of 53 yards vs. Southern Miss ... Currently third in SEC with 43.8 ypp average.

### DURST'S CAREER PUNTING STATS

YEAR	G	NO	YDS	AVG	IN20	LP/OPPONENT
2008	2	12	525	43.8	4	58/Louisiana-Monroe



**BART** #53  
**EDDINS** OL  
 6-4 · 287 · So. · 1L  
 Montgomery, Ala. (Trinity Presbyterian)  
 Pre-Business

**2008** — Saw limited action in season opener vs. Louisiana-Monroe, grading 89 percent on 16 snaps ... Logged limited snaps vs. Southern Miss.



**ZAC** #4  
**ETHERIDGE** SS  
 5-11 · 210 · So. · 1L  
 Troy, Ala. (Charles Henderson)  
 Public Administration

**2008** — Started season opener vs. Louisiana-Monroe and recorded three tackles, two solo ... Snagged first career interception, coming in fourth quarter vs. Southern Miss ... Also had five tackles, two solo, vs. Golden Eagles ... Tied for 41st in SEC in tackles per game (4.0)

### ETHERIDGE'S CAREER DEFENSIVE STATS

YEAR	G/GS	TT	UT	AT	TFL-YDS	QBS-YDS	FF/FR	PD	INT-YDS
2006	3/0	0	0	0	0.0-0	0.0-0	0/0	0	0-0
2007	12/12	65	39	26	1.5-7	0.5-6	2/1	5	0-0
2008	2/2	8	4	4	0.0-0	0.0-0	0/0	0	1-0
<b>Totals</b>	<b>17/14</b>	<b>73</b>	<b>43</b>	<b>30</b>	<b>1.5-7</b>	<b>0.5-6</b>	<b>2/1</b>	<b>5</b>	<b>1-0</b>

### ETHERIDGE'S CAREER GAME HIGH STATS

	No.	Opponent	Date
Tackles	8	2x (last vs. Clemson)	12/31/07
Interceptions	1	vs. Southern Miss	9/06/08

### ETHERIDGE'S GAME-BY-GAME STATS

DATE	OPPONENT	TT	UT	AT	PD	INT-YDS
9/1/07	* KANSAS STATE	8	6	2	1	0-0
9/8/07	* SOUTH FLORIDA	6	3	3	1	0-0
9/15/07	* MISSISSIPPI STATE	4	1	3	0	0-0
9/22/07	* NEW MEXICO STATE	5	4	1	1	0-0
9/29/07	* at Florida	6	3	3	0	0-0
10/6/07	* VANDERBILT	4	2	2	0	0-0
10/13/07	* at Arkansas	3	1	2	1	0-0
10/20/07	* at LSU	6	5	1	0	0-0
10/27/07	* OLE MISS	4	2	2	0	0-0
11/3/07	TENNESSEE TECH	DID NOT PLAY				
11/10/07	* at Georgia	5	3	2	1	0-0
11/24/07	* ALABAMA	6	3	3	0	0-0
12/31/07	vs. Clemson (Chick-fil-A)	8	6	2	0	0-0

DATE	OPPONENT	TT	UT	AT	PD	INT-YDS
8/30/08	* LOUISIANA-MONROE	3	2	1	0	0-0
9/6/08	* SOUTHERN MISS	5	2	3	0	1-0
9/13/08	MISSISSIPPI STATE					
9/20/08	LSU					
9/27/08	TENNESSEE					
10/4/08	at Vanderbilt					
10/11/08	ARKANSAS					
10/23/08	at West Virginia					
11/1/08	at Ole Miss					
11/8/08	TENNESSEE-MARTIN					
11/15/08	GEORGIA					
11/29/08	at Alabama					



**CHRIS** #59  
**EVANS** LB  
 6-0 · 220 · Sr. · 3L  
 Prichard, Ala. (Blount)  
 Business (Information Systems)

**SPRING 2008** — Named the Most Improved Linebacker by the coaching staff following spring drills.

**2008** — Had two pass break-ups to go along with three total tackles, two solo, in season opener vs. Louisiana-Monroe ... Against Southern Miss, had one pass break-up and four tackles ... Has at least one tackle in 15 straight games ... Tied for seventh in SEC in passes defended per game (1.5)

### EVANS' CAREER DEFENSIVE STATS

YEAR	G/GS	TT	UT	AT	TFL-YDS	QBS-YDS	FF/FR	PD	I/YDS
2005	10/0	13	7	6	0.5-2	0.0-0	0/0	0	0/0
2006	8/0	2	1	1	0.0-0	0.0-0	0/0	0	0/0
2007	13/9	64	36	28	0.5-2	0.0-0	0/0	5	1/19
2008	2/0	7	3	4	0.0-0	0.0-0	0/0	3	0/0
<b>Totals</b>	<b>33/9</b>	<b>86</b>	<b>47</b>	<b>39</b>	<b>1.0-4</b>	<b>0.0-0</b>	<b>0/0</b>	<b>8</b>	<b>1/19</b>

### EVAN'S CAREER GAME HIGH STATS

	No.	Opponent	Date
Tackles	8	Kansas State	9/1/07

### EVANS' GAME-BY-GAME STATS

DATE	OPPONENT	TT	UT	AT	TFL-YDS	INT-YDS
9/3/05	GEORGIA TECH	DID NOT PLAY				
9/10/05	MISSISSIPPI STATE	3	3	0	0.0-0	0-0
9/17/05	BALL STATE	1	1	0	0.0-0	0-0
9/24/05	W. KENTUCKY	3	2	1	0.0-0	0-0
10/1/05	SOUTH CAROLINA	4	1	3	0.0-0	0-0
10/15/05	at Arkansas	0	0	0	0.0-0	0-0
10/22/05	at LSU	DID NOT PLAY				
10/29/05	OLE MISS	0	0	0	0.0-0	0-0
11/5/05	at Kentucky	0	0	0	0.0-0	0-0
11/12/05	at Georgia	2	0	2	0.5-2	0-0
11/19/05	ALABAMA	0	0	0	0.0-0	0-0
1/2/06	vs. Wisconsin (Capital One)	0	0	0	0.0-0	0-0

# 2008 Auburn Football Player Sketches

DATE	OPPONENT	TT	UT	AT	TFL-YDS	INT-YDS
9/2/06	WASHINGTON STATE	0	0	0	0.0-0	0-0
9/9/06	at Mississippi State	0	0	0	0.0-0	0-0
9/16/06	LSU				DID NOT PLAY	
9/23/06	BUFFALO	0	0	0	0.0-0	0-0
9/28/06	at South Carolina				DID NOT PLAY	
10/7/06	ARKANSAS				DID NOT PLAY	
10/14/06	FLORIDA				DID NOT PLAY	
10/21/06	TULANE	0	0	0	0.0-0	0-0
10/28/06	at Ole Miss	0	0	0	0.0-0	0-0
11/4/06	ARKANSAS STATE	2	1	1	0.0-0	0-0
11/11/06	GEORGIA				DID NOT PLAY	
11/18/06	at Alabama	0	0	0	0.0-0	0-0
11/1/07	vs. Nebraska (Cotton)	0	0	0	0.0-0	0-0

DATE	OPPONENT	TT	UT	AT	TFL-YDS	INT-YDS
9/1/07	KANSAS STATE	1	1	0	0.5-2	1-19
9/8/07	* SOUTH FLORIDA	14	5	9	0.0-0	0-0
9/15/07	* MISSISSIPPI STATE	8	4	4	0.0-0	0-0
9/22/07	* NEW MEXICO STATE	2	1	1	0.0-0	0-0
9/29/07	at Florida	4	3	1	0.0-0	0-0
10/6/07	* VANDERBILT	6	4	2	0.0-0	0-0
10/13/07	* at Arkansas	5	3	2	0.0-0	0-0
10/20/07	* at LSU	7	4	3	0.0-0	0-0
10/27/07	* OLE MISS	6	3	3	0.0-0	0-0
11/3/07	* TENNESSEE TECH	5	3	2	0.0-0	0-0
11/10/07	* at Georgia	1	0	1	0.0-0	0-0
11/24/07	ALABAMA	4	4	0	0.0-0	0-0
12/31/07	vs. Clemson (Chick-fil-A)	1	1	0	0.0-0	0-0

DATE	OPPONENT	TT	UT	AT	PD	INT-YDS
8/30/08	LOUISIANA-MONROE	3	2	1	2	0-0
9/6/08	SOUTHERN MISS	4	1	3	1	0-0
9/13/08	MISSISSIPPI STATE					
9/20/08	LSU					
9/27/08	TENNESSEE					
10/4/08	at Vanderbilt					
10/11/08	ARKANSAS					
10/23/08	at West Virginia					
11/1/08	at Ole Miss					
11/8/08	TENNESSEE-MARTIN					
11/15/08	GEORGIA					
11/29/08	at Alabama					



**MARIO FANNIN** #27  
WR  
5-11 · 222 · So. · 1L  
Hampton, Ga. (Lovejoy)  
Undecided

2008 — Saw limited action in season opener vs. Louisiana-Monroe after shoulder surgery during the summer ... Had two carries for 21 yards vs. Warhawks ... Caught three passes for 22 yards (long of 18) against Southern Miss.

### FANNIN'S CAREER RUSHING STATS

YEAR	G/GS	NO	YDS	AVG	TD	LP/OPPONENT
2006	3/0	0	0	0.0	0	--
2007	13/2	84	448	5.3	5	67/New Mexico State
2008	2/0	3	24	8.0	0	19/Louisiana-Monroe
<b>Totals</b>	<b>18/2</b>	<b>87</b>	<b>472</b>	<b>5.4</b>	<b>5</b>	<b>67/New Mexico State</b>

### FANNIN'S CAREER KOR STATS

YEAR	G	NO	YDS	AVG	TD	LP/OPPONENT
2006	3	0	0	0.0	0	--
2007	13	19	399	21.0	0	40/Mississippi State
2008	2	1	24	24.0	0	24/Southern Miss
<b>Totals</b>	<b>18</b>	<b>20</b>	<b>423</b>	<b>21.2</b>	<b>0</b>	<b>40/Mississippi State</b>

### FANNIN'S CAREER RECEIVING STATS

YEAR	G/GS	NO	YDS	AVG	TD	LP/OPPONENT
2006	3/0	0	0	0.0	0	--
2007	13/2	18	176	9.8	2	22/Clemson
2008	2/0	4	22	7.3	0	18/Southern Miss
<b>Totals</b>	<b>18/2</b>	<b>22</b>	<b>198</b>	<b>9.0</b>	<b>2</b>	<b>22/Clemson</b>

### FANNIN'S CAREER GAME HIGH STATS

	No.	Opponent	Date
Rush Attempts	15	New Mexico State	9/22/07
Rush Yards	103	New Mexico State	9/22/07
Rush TDs	3	New Mexico State	9/22/07
Receptions	5	Clemson	12/31/07
Rec. Yards	53	Clemson	12/31/07
Kickoff Returns	5	Mississippi State	9/15/07
Kick Ret. Yds.	110	Mississippi State	9/15/07

### FANNIN'S GAME-BY-GAME RUSHING STATS

DATE	OPPONENT	ATT	YDS	Avg.	TD	TD Runs
9/1/07	KANSAS STATE	0	0	0.0	0	---
9/8/07	SOUTH FLORIDA	14	62	4.4	1	4
9/15/07	MISSISSIPPI STATE	7	40	5.7	0	---
9/22/07	NEW MEXICO STATE	15	103	6.9	3	1, 5, 67
9/29/07	at Florida	13	62	4.8	0	---
10/6/07	* VANDERBILT	11	54	4.9	1	22
10/13/07	at Arkansas	3	9	3.0	0	---
10/20/07	at LSU	0	0	0.0	0	---
10/27/07	OLE MISS	4	48	12.0	0	---
11/3/07	TENNESSEE TECH	14	52	3.7	0	---
11/10/07	at Georgia	0	0	0.0	0	---
11/24/07	ALABAMA	0	0	0.0	0	---
12/31/07	* vs. Clemson (Chick-fil-A)	3	18	6.0	0	---

DATE	OPPONENT	ATT	YDS	Avg.	TD	TD Runs
8/30/08	LOUISIANA-MONROE	2	21	10.5	0	---
9/6/08	SOUTHERN MISS	1	3	3.0	0	---
9/13/08	MISSISSIPPI STATE					
9/20/08	LSU					
9/27/08	TENNESSEE					
10/4/08	at Vanderbilt					
10/11/08	ARKANSAS					
10/23/08	at West Virginia					
11/1/08	at Ole Miss					
11/8/08	TENNESSEE-MARTIN					
11/15/08	GEORGIA					
11/29/08	at Alabama					



**MICHAEL GOGGANS** #49  
DE  
6-3 · 252 · So. · 1L  
Alexander City, Ala. (Benjamin Russell)  
Undecided

SPRING 2008 — Named the Most Improved Defensive Lineman by the coaching staff following spring drills.

2008 — Earned first career start in season opener vs. Louisiana-Monroe ... Recovered forced fumble (Antonio Coleman) and returned it 9 yards for first touchdown of game ... Registered two tackles vs. Warhawks ... Against Southern Miss, had four solo tackles with a TFL (minus 2 yards) and a QB hurry.

### GOGGAN'S CAREER DEFENSIVE STATS

YEAR	G/GS	TT	UT	AT	TFL-YDS	QBS-YDS	FF/FR	PD	I/YDS
2007	13/0	9	4	5	2.0-3	1.0-2	0/1	0	0-0
2008	2/2	6	5	1	1.0-2	0.0-0	0/1	0	0-0
<b>Totals</b>	<b>15/2</b>	<b>15</b>	<b>9</b>	<b>6</b>	<b>3.0-5</b>	<b>1.0-2</b>	<b>0/2</b>	<b>0</b>	<b>0-0</b>

# 2008 Auburn Football Player Sketches

## GOGGAN'S CAREER GAME HIGH STATS

	No.	Opponent	Date
Tackles	4	Vanderbilt	10/6/07
Tackles for loss	2.0	Vanderbilt	10/6/07
Sacks	1.0	Vanderbilt	10/6/07

## GOGGAN'S GAME-BY-GAME STATS

DATE	OPPONENT	TT	UT	AT	TFL-YDS	QBS-YDS
9/1/07	KANSAS STATE	0	0	0	0.0-0	0.0-0
9/8/07	SOUTH FLORIDA	1	1	0	0.0-0	0.0-0
9/15/07	MISSISSIPPI STATE	0	0	0	0.0-0	0.0-0
9/22/07	NEW MEXICO STATE	0	0	0	0.0-0	0.0-0
9/29/07	at Florida	1	0	1	0.0-0	0.0-0
10/6/07	VANDERBILT	4	2	2	2.0-3	1.0-2
10/13/07	at Arkansas	0	0	0	0.0-0	0.0-0
10/20/07	at LSU	0	0	0	0.0-0	0.0-0
10/27/07	OLE MISS	1	0	1	0.0-0	0.0-0
11/3/07	TENNESSEE TECH	1	1	0	0.0-0	0.0-0
11/10/07	at Georgia	1	0	1	0.0-0	0.0-0
11/24/07	ALABAMA	0	0	0	0.0-0	0.0-0
12/31/07	vs. Clemson (Chick-fil-A)	0	0	0	0.0-0	0.0-0

DATE	OPPONENT	TT	UT	AT	TFL-YDS	QBS-YDS
8/30/08	* LOUISIANA-MONROE	2	1	1	0.0-0	0.0-0
9/6/08	* SOUTHERN MISS	4	4	0	1.0-2	0.0-0
9/13/08	MISSISSIPPI STATE					
9/20/08	LSU					
9/27/08	TENNESSEE					
10/4/08	at Vanderbilt					
10/11/08	ARKANSAS					
10/23/08	at West Virginia					
11/1/08	at Ole Miss					
11/8/08	TENNESSEE-MARTIN					
11/15/08	GEORGIA					
11/29/08	at Alabama					



**TYRONNE GREEN** #71 OL  
 6-2 · 309 · Sr. · 3L  
 Pensacola, Fla. (Woodham)  
 Criminology

**CAREER** — Played in 32 career games, including 15 starts.  
**2008** — *Second Team Preseason Coaches' All-SEC ... Second Team Preseason Media All-SEC ... Lindy's Preseason Second Team All-American ... Athlon Sports Preseason Second Team All-SEC ...* Started season opener vs. Louisiana-Monroe, grading at 87 percent overall on 56 snaps ... Had nine rodeo blocks vs. ULM ... Graded at 91 percent overall on 71 snaps vs. Southern Miss with 10 rodeo blocks, four pancake blocks and three cockroach blocks ... Has two cockroach blocks, four pancake blocks and 19 rodeo blocks for the season.



**COURTNEY HARDEN** #56 LB  
 6-0 · 235 · Sr. · 3L  
 Leighton, Ala. (Colbert County)  
 Criminology

**2008** — Broke up one pass and recorded four tackles in season opener vs. Louisiana-Monroe ... Had one assisted tackle vs. Southern Miss.

## HARDEN'S CAREER DEFENSIVE STATS

YEAR	G/GS	TT	UT	AT	TFL-YDS	QBS-YDS	FF/FR	PD	I/YDS
2005	9/0	6	3	3	0.0-0	0.0-0	0/1	1	0-0
2006	13/0	5	1	4	0.0-0	0.0-0	0/0	0	0-0
2007	12/0	15	8	7	0.0-0	0.0-0	0/0	0	0-0
2008	2/0	5	4	1	0.0-0	0.0-0	0/0	1	0/0
<b>Totals</b>	<b>36/0</b>	<b>31</b>	<b>16</b>	<b>15</b>	<b>0.0-0</b>	<b>0.0-0</b>	<b>0/1</b>	<b>2</b>	<b>0/0</b>

## HARDEN'S CAREER GAME HIGH STATS

No.	Opponent	Date
6	New Mexico State	9/22/07

## HARDEN'S GAME-BY-GAME STATS

DATE	OPPONENT	TT	UT	AT	TFL-YDS	INT-YDS
9/1/07	KANSAS STATE	0	0	0	0.0-0	0-0
9/8/07	SOUTH FLORIDA	1	0	1	0.0-0	0-0
9/15/07	MISSISSIPPI STATE	5	3	2	0.0-0	0-0
9/22/07	NEW MEXICO STATE	6	4	2	0.0-0	0-0
9/29/07	at Florida	0	0	0	0.0-0	0-0
10/6/07	VANDERBILT	2	0	2	0.0-0	0-0
10/13/07	at Arkansas	0	0	0	0.0-0	0-0
10/20/07	at LSU	0	0	0	0.0-0	0-0
10/27/07	OLE MISS	0	0	0	0.0-0	0-0
11/3/07	TENNESSEE TECH	1	1	0	0.0-0	0-0
11/10/07	at Georgia				DID NOT PLAY	
11/24/07	ALABAMA	0	0	0	0.0-0	0-0
12/31/07	vs. Clemson (Chick-fil-A)	0	0	0	0.0-0	0-0

DATE	OPPONENT	TT	UT	AT	TFL-YDS	INT-YDS
8/30/08	LOUISIANA-MONROE	4	0	4	0.0-0	0-0
9/6/08	SOUTHERN MISS	1	0	1	0.0-0	0-0
9/13/08	MISSISSIPPI STATE					
9/20/08	LSU					
9/27/08	TENNESSEE					
10/4/08	at Vanderbilt					
10/11/08	ARKANSAS					
10/23/08	at West Virginia					
11/1/08	at Ole Miss					
11/8/08	TENNESSEE-MARTIN					
11/15/08	GEORGIA					
11/29/08	at Alabama					



**TIM HAWTHORNE** #13 WR  
 6-3 · 208 · So. · 1L  
 Homewood, Ala. (Homewood)  
 Pre-Business

**2008** — Played, but did not catch a pass against Louisiana-Monroe and Southern Miss.

## HAWTHORNE'S CAREER RECEIVING STATS

YEAR	G/GS	NO	YDS	AVG	TD	LP/OPPONENT
2007	13/3	4	47	11.8	0	8/New Mexico State
2008	2/0	0	0	0.0	0	NA
<b>Totals</b>	<b>15/3</b>	<b>4</b>	<b>47</b>	<b>11.8</b>	<b>0</b>	<b>8/New Mexico State</b>

## HAWTHORNE'S CAREER GAME HIGH STATS

No.	Opponent	Date
1	4x (last vs. Clemson)	12/31/07
19	Tennessee Tech	11/3/07



# 2008 Auburn Football Player Sketches

## HAWTHORNE'S GAME-BY-GAME STATS

DATE	OPPONENT	REC	YDS	AVG	TD
9/1/07	KANSAS STATE	0	0	0.0	0
9/8/07	SOUTH FLORIDA	0	0	0.0	0
9/15/07	* MISSISSIPPI STATE	0	0	0.0	0
9/22/07	NEW MEXICO STATE	1	4	4.0	0
9/29/07	at Florida	0	0	0.0	0
10/6/07	* VANDERBILT	1	12	12.0	0
10/13/07	at Arkansas	0	0	0.0	0
10/20/07	at LSU	0	0	0.0	0
10/27/07	OLE MISS	0	0	0.0	0
11/3/07	* TENNESSEE TECH	1	19	19.0	0
11/10/07	at Georgia	0	0	0.0	0
11/24/07	ALABAMA	0	0	0.0	0
12/31/07	vs. Clemson (Chick-fil-A)	1	12	12.0	0

DATE	OPPONENT	REC	YDS	AVG	TD
8/30/08	LOUISIANA-MONROE	0	0	0.0	0
9/6/08	SOUTHERN MISS	0	0	0.0	0
9/13/08	MISSISSIPPI STATE				
9/20/08	LSU				
9/27/08	TENNESSEE				
10/4/08	at Vanderbilt				
10/11/08	ARKANSAS				
10/23/08	at West Virginia				
11/1/08	at Ole Miss				
11/8/08	TENNESSEE-MARTIN				
11/15/08	GEORGIA				
11/29/08	at Alabama				



**ADAM HERRING** #31 LB  
 6-1 · 219 · RFr. · RS  
 Springdale, Ark. (Shiloh Christian)  
 Undecided

2008 — Played but did not record a tackle in season opener vs. Louisiana-Monroe ... Saw playing time vs. Southern Miss.



**D'ANTOINE HOOD** #25 DB  
 5-10 · 184 · Fr. · HS  
 Phenix City, Ala. (Central-Phenix HS)  
 Undecided

2008 — Recorded three tackles, one solo, in season opener vs. Louisiana-Monroe ... Had one solo tackle vs. Southern Miss.

## HOOD'S CAREER DEFENSIVE STATS

YEAR	G/GS	TT	UT	AT	TFL-YDS	QBS-YDS	FF/FR	PD	INT-YDS
2008	2/0	4	2	2	0.0-0	0.0-0	0/0	0	0-0

## HOOD'S GAME-BY-GAME STATS

DATE	OPPONENT	TT	UT	AT	PD	INT-YDS
8/30/08	LOUISIANA-MONROE	3	1	2	0	0-0
9/6/08	SOUTHERN MISS	1	1	0	0	0-0
9/13/08	MISSISSIPPI STATE					
9/20/08	LSU					
9/27/08	TENNESSEE					
10/4/08	at Vanderbilt					
10/11/08	ARKANSAS					
10/23/08	at West Virginia					
11/1/08	at Ole Miss					
11/8/08	TENNESSEE-MARTIN					
11/15/08	GEORGIA					
11/29/08	at Alabama					



**MORGAN HULL** #37 K  
 6-2 · 192 · So. · SQ  
 Decatur, Ala. (Austin)  
 Biomedical Science

2008 — Had three kickoffs in season opener vs. Louisiana-Monroe ... Averaged 68.0 yards per kickoff with one touchback vs. ULM ... Kicked off four times with a 65.0 ypk average and one touchback against Southern Miss.



**BYRON ISOM** #57 OL  
 6-3 · 294 · So. · 1L  
 Jonesboro, Ga. (Lovejoy)  
 Undecided

SPRING 2008 — Named the Most Improved Lineman by the coaching staff following spring drills.

2008 — Earned first career start in season opener vs. Louisiana-Monroe, grading at 87 percent overall on 59 snaps ... Graded 83 percent overall on 76 snaps vs. Southern Miss with 10 rodeo blocks ... Has four cockroach blocks, two pancake blocks and 15 rodeo blocks this season.



**MERRILL JOHNSON** #55 LB  
 6-0 · 206 · Sr. · 3L  
 Butler, Ala. (Choctaw County)  
 Criminology

2008 — Started season opener vs. Louisiana-Monroe and registered three solo tackles with one sack (minus 6 yards) and one forced fumble (first of career) ... Tied for second on team with six tackles vs. Southern Miss ... Currently tied for 30th in SEC in tackles per game (4.5).

# 2008 Auburn Football Player Sketches

## JOHNSON'S CAREER DEFENSIVE STATS

YEAR	G/GS	TT	UT	AT	TFL-YDS	QBS-YDS	FF/FR	PD	I/YDS
2005	11/0	21	11	10	1.0-1	0.0-0	0/0	0	0/0
2006	13/6	35	20	15	3.0-17	1.0-10	0/0	0	0/0
2007	9/4	19	10	9	0.0-0	0.0-0	0/0	0	0/0
2008	2/2	9	5	4	1.0-6	1.0-6	1/0	0	0/0
<b>Totals</b>	<b>35/12</b>	<b>84</b>	<b>46</b>	<b>38</b>	<b>5.0-24</b>	<b>2.0-16</b>	<b>1/0</b>	<b>0</b>	<b>0/0</b>

## JOHNSON'S CAREER GAME HIGH STATS

	No.	Opponent	Date
Tackles	9	Ball State	9/17/05
Tackles for loss	1.0	5x (last vs. ULM)	8/30/08
Sacks	1.0	2x (last vs. ULM)	8/30/08

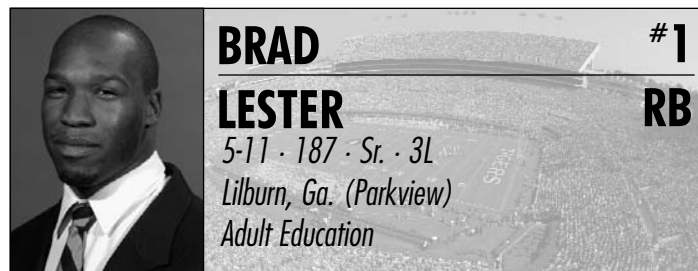
## JOHNSON'S GAME-BY-GAME STATS

DATE	OPPONENT	TT	UT	AT	TFL-YDS	INT-YDS
9/3/05	GEORGIA TECH				DID NOT PLAY	
9/10/05	MISSISSIPPI STATE	0	0	0	0.0-0	0-0
9/17/05	BALL STATE	9	7	2	1.0-1	0-0
9/24/05	W. KENTUCKY	4	1	3	0.0-0	0-0
10/1/05	SOUTH CAROLINA	3	0	3	0.0-0	0-0
10/15/05	at Arkansas	0	0	0	0.0-0	0-0
10/22/05	at LSU	0	0	0	0.0-0	0-0
10/29/05	OLE MISS	3	1	2	0.0-0	0-0
11/5/05	at Kentucky	1	1	0	0.0-0	0-0
11/12/05	at Georgia	1	1	0	0.0-0	0-0
11/19/05	ALABAMA	0	0	0	0.0-0	0-0
1/2/06	vs. Wisconsin (Capital One)	0	0	0	0.0-0	0-0

DATE	OPPONENT	TT	UT	AT	TFL-YDS	INT-YDS
9/2/06	WASHINGTON STATE	4	3	1	0.0-0	0-0
9/9/06	at Mississippi State	5	4	1	0.0-0	0-0
9/16/06	* LSU	5	3	2	1.0-4	0-0
9/23/06	* BUFFALO	7	4	3	1.0-3	0-0
9/28/06	* at South Carolina	2	1	1	0.0-0	0-0
10/7/06	* ARKANSAS	0	0	0	0.0-0	0-0
10/14/06	FLORIDA	0	0	0	0.0-0	0-0
10/21/06	TULANE	2	0	2	0.0-0	0-0
10/28/06	* at Ole Miss	1	0	1	0.0-0	0-0
11/4/06	ARKANSAS STATE	6	2	4	1.0-10	0-0
11/11/06	GEORGIA	0	0	0	0.0-0	0-0
11/18/06	at Alabama	0	0	0	0.0-0	0-0
1/1/07	* vs. Nebraska (Cotton)	3	3	0	0.0-0	0-0

DATE	OPPONENT	TT	UT	AT	TFL-YDS	INT-YDS
9/1/07	* KANSAS STATE	2	1	1	0.0-0	0-0
9/8/07	* SOUTH FLORIDA	3	0	3	0.0-0	0-0
9/15/07	MISSISSIPPI STATE				DID NOT PLAY	
9/22/07	NEW MEXICO STATE				DID NOT PLAY	
9/29/07	at Florida				DID NOT PLAY	
10/6/07	VANDERBILT				DID NOT PLAY	
10/13/07	at Arkansas	0	0	0	0.0-0	0-0
10/20/07	at LSU	0	0	0	0.0-0	0-0
10/27/07	OLE MISS	1	1	0	0.0-0	0-0
11/3/07	TENNESSEE TECH	5	4	1	0.0-0	0-0
11/10/07	at Georgia	3	3	0	0.0-0	0-0
11/24/07	* ALABAMA	3	0	3	0.0-0	0-0
12/31/07	* vs. Clemson (Chick-fil-A)	2	1	1	0.0-0	0-0

DATE	OPPONENT	TT	UT	AT	TFL-YDS	INT-YDS
8/30/08	* LOUISIANA-MONROE	3	3	0	1.0-6	0-0
9/6/08	* SOUTHERN MISS	6	2	4	0.0-0	0-0
9/13/08	MISSISSIPPI STATE					
9/20/08	LSU					
9/27/08	TENNESSEE					
10/4/08	at Vanderbilt					
10/11/08	ARKANSAS					
10/23/08	at West Virginia					
11/1/08	at Ole Miss					
11/8/08	TENNESSEE-MARTIN					
11/15/08	GEORGIA					
11/29/08	at Alabama					



**BRAD** #1  
**LESTER** RB  
 5-11 · 187 · Sr. · 3L  
 Lilburn, Ga. (Parkview)  
 Adult Education

**CAREER** — Tied for ninth in AU history with 18 rushing touchdowns ... Needs five rushing TD's to move into tie for eighth with Reggie Ware (1984-87) with 23 ... Is 22nd all-time at Auburn in career rushing yards with 1,497 ... Is 37 yards shy of tying Terry Henley (1970-72) for 21st all-time with 1,534 yards and 70 yards shy of tying Rudi Johnson (2000) for 20th all-time with 1,567 yards.

**2008** — Started and rushed 14 times for 52 yards with one touchdown in season opener vs. Louisiana-Monroe ... TD came on 3-yard run in third quarter ... Rushed 12 times for 45 yards against Southern Miss ... Also had two catches for 13 yards vs. USM.

## LESTER'S CAREER RUSHING STATS

YEAR	G/GS	NO	YDS	AVG	TD	LP/OPPONENT
2004	3/0	10	21	2.1	0	11/The Citadel
2005	8/1	52	339	6.5	5	70/Ball State
2006	12/2	104	510	4.9	9	33/Florida
2007	7/5	125	530	4.2	3	17/Vanderbilt
2008	2/2	26	97	3.7	1	10/Louisiana-Monroe
<b>Totals</b>	<b>32/10</b>	<b>317</b>	<b>1497</b>	<b>4.7</b>	<b>18</b>	<b>70/Ball State</b>

## LESTER'S CAREER KOR STATS

YEAR	G	NO	YDS	AVG	TD	LP/OPPONENT
2004	3/0	3	75	25.0	0	32/Mississippi State
2005	8/1	4	196	49.0	1	93/Ball State
2006	12/2	6	158	26.3	0	68/Arkansas
2007	7/5	6	96	16.0	0	22/Arkansas
2008	2/2	0	0	0.0	0	--
<b>Totals</b>	<b>32/10</b>	<b>19</b>	<b>525</b>	<b>27.6</b>	<b>1</b>	<b>93/Ball State</b>

## LESTER'S CAREER RECEIVING STATS

YEAR	G/GS	NO	YDS	AVG	TD	LP/OPPONENT
2004	3/0	0	0	0.0	0	--
2005	8/1	3	52	17.3	1	38/Western Kentucky
2006	12/2	6	87	14.5	1	36/Tulane
2007	7/5	10	82	8.2	0	18/LSU
2008	2/2	2	13	6.5	0	13/Southern Miss
<b>Totals</b>	<b>32/10</b>	<b>21</b>	<b>234</b>	<b>11.1</b>	<b>2</b>	<b>38/Western Kentucky</b>

## LESTER'S CAREER GAME HIGH STATS

	No.	Opponent	Date
Rush Attempts	23	Ole Miss	10/27/07
Rush Yards	98	Alabama	11/24/07
Rush TDs	2	5x (last vs. Vanderbilt)	10/6/07
Receptions	5	LSU	10/20/07
Rec. Yards	56	LSU	10/20/07
Rec. TDs	1	2x (last vs. Washington State)	9/2/06
Kickoff Returns	3	Arkansas	10/7/06
Kick Ret. Yds.	100	Arkansas	10/7/06

## LESTER'S GAME-BY-GAME RUSHING STATS


DATE	OPPONENT	ATT	YDS	Avg.	TD	TD Runs
9/3/05	GEORGIA TECH	0	0	0.0	0	--
9/10/05	MISSISSIPPI STATE	6	34	5.7	1	6
9/17/05	BALL STATE	7	91	13.0	2	1, 3
9/24/05	W. KENTUCKY	10	64	6.4	0	--
10/1/05	SOUTH CAROLINA	13	53	4.1	2	1, 4
10/15/05	* at Arkansas	7	32	4.6	0	--
10/22/05	at LSU					DID NOT PLAY
10/29/05	OLE MISS					DID NOT PLAY
11/5/05	at Kentucky					DID NOT PLAY
11/12/05	at Georgia	2	34	17.0	0	--
11/19/05	ALABAMA					DID NOT PLAY
1/2/06	vs. Wisconsin (Capital One)	7	31	4.4	0	--

# 2008 Auburn Football Player Sketches

DATE	OPPONENT	ATT	YDS	Avg.	TD	TD Runs
9/2/06	WASHINGTON STATE	6	37	6.2	1	12
9/9/06	at Mississippi State	5	40	8.0	2	2, 20
9/16/06	LSU	2	0	0.0	0	--
9/23/06	* BUFFALO	18	83	4.6	2	2, 4
9/28/06	at South Carolina	0	0	0.0	0	--
10/7/06	ARKANSAS	4	28	7.0	0	--
10/14/06	FLORIDA	17	94	5.5	0	--
10/21/06	* TULANE	6	23	3.8	1	2
10/28/06	at Ole Miss	14	49	3.5	1	6
11/4/06	ARKANSAS STATE	12	62	5.2	0	--
11/11/06	GEORGIA	5	40	8.0	1	21
11/18/06	at Alabama	15	54	3.6	1	12
11/1/07	vs. Nebraska (Cotton)	DID NOT PLAY				

DATE	OPPONENT	ATT	YDS	Avg.	TD	TD Runs
9/1/07	KANSAS STATE	DID NOT PLAY				
9/8/07	SOUTH FLORIDA	DID NOT PLAY				
9/15/07	MISSISSIPPI STATE	DID NOT PLAY				
9/22/07	NEW MEXICO STATE	DID NOT PLAY				
9/29/07	at Florida	DID NOT PLAY				
10/6/07	VANDERBILT	13	77	5.9	2	17, 5
10/13/07	* at Arkansas	21	89	4.2	0	---
10/20/07	* at LSU	16	68	4.2	0	---
10/27/07	* OLE MISS	23	96	4.2	1	1
11/3/07	TENNESSEE TECH	DID NOT PLAY				
11/10/07	* at Georgia	16	45	2.8	0	---
11/24/07	* ALABAMA	22	98	4.5	0	---
12/31/07	vs. Clemson (Chick-fil-A)	14	57	4.1	0	---

DATE	OPPONENT	ATT	YDS	Avg.	TD	TD Runs
8/30/08	* LOUISIANA-MONROE	14	52	3.7	1	3
9/6/08	* SOUTHERN MISS	12	45	3.8	0	---
9/13/08	MISSISSIPPI STATE					
9/20/08	LSU					
9/27/08	TENNESSEE					
10/4/08	at Vanderbilt					
10/11/08	ARKANSAS					
10/23/08	at West Virginia					
11/1/08	at Ole Miss					
11/8/08	TENNESSEE-MARTIN					
11/15/08	GEORGIA					
11/29/08	at Alabama					



**SEN'DERRICK** #94  
**MARKS** DL  
 6-1 · 294 · Jr. · 2L  
 Mobile, Ala. (Vigor)  
 Rehabilitation Services

**CAREER** — Has made 28 consecutive starts, which is tied with Rodgeriquis Smith for the longest active streak on the team.

**2008** — *Playboy* Preseason All-America ... *Lindy's* Preseason First Team All-American ... *Named to Outland Trophy and Nagurski watch lists* ... *Second Team Preseason Media All-SEC* ... *Second Team Preseason Coaches All-SEC* ... *Athlon Sports Preseason Third Team All-SEC* ... *Phil Steele's Preseason Third Team All-SEC* ... *Blue Ribbon College Football Yearbook Preseason All-SEC Team* ... Started and registered two TFL's (minus 5 yards) for only two tackles of the game vs. Louisiana-Monroe ... Had a QB hurry and 1.5 TFL's (minus 5 yards) including four tackles vs. Southern Miss ... Currently tied for first in SEC in TFL's per game (1.75).

### MARKS' CAREER DEFENSIVE STATS

YEAR	G/GS	TT	UT	AT	TFL-YDS	QBS-YDS	FF/FR	PD	I/YDS
2005	3/0	1	1	0	0.0-0	0.0-0	0/0	0	0/0
2006	13/13	38	26	12	11.0-32	3.5-13	1/3	2	0/0
2007	13/13	43	20	23	9.0-35	2.0-15	1/1	3	1/8
2008	2/2	6	5	1	3.5-10	0.0-0	0/0	0	0/0
<b>Totals</b>	<b>31/28</b>	<b>88</b>	<b>52</b>	<b>36</b>	<b>23.5-77</b>	<b>5.5-28</b>	<b>2/4</b>	<b>5</b>	<b>1/8</b>

### MARKS' CAREER GAME HIGH STATS


	No.	Opponent	Date
Tackles	10	South Florida	9/1/07
Tackles for loss	2.5	2x (last vs. Southern Miss)	9/6/08
Sacks	1.5	Washington State	9/2/06

### MARKS' GAME-BY-GAME STATS

DATE	OPPONENT	TT	UT	AT	TFL-YDS	QBS-YDS
9/2/06	* WASHINGTON STATE	3	2	1	1.5-2	1.5-2
9/9/06	* at Mississippi State	3	3	0	1.0-5	1.0-5
9/16/06	* LSU	2	1	1	0.5-1	0.0-0
9/23/06	* BUFFALO	3	2	1	1.0-6	1.0-6
9/28/06	* at South Carolina	3	3	0	1.0-3	0.0-0
10/7/06	* ARKANSAS	3	2	1	0.0-0	0.0-0
10/14/06	* FLORIDA	3	2	1	0.0-0	0.0-0
10/21/06	* TULANE	2	2	0	0.0-0	0.0-0
10/28/06	* at Ole Miss	2	1	1	1.5-3	0.0-0
11/4/06	* ARKANSAS STATE	0	0	0	0.0-0	0.0-0
11/11/06	* GEORGIA	4	2	2	1.0-3	0.0-0
11/18/06	* at Alabama	5	3	2	1.0-6	0.0-0
11/1/07	* vs. Nebraska (Cotton)	5	3	2	2.5-3	0.0-0

DATE	OPPONENT	TT	UT	AT	TFL-YDS	QBS-YDS
9/1/07	* KANSAS STATE	0	0	0	0.0-0	0.0-0
9/8/07	* SOUTH FLORIDA	10	3	7	0.5-1	0.0-0
9/15/07	* MISSISSIPPI STATE	5	3	2	1.0-1	0.0-0
9/22/07	* NEW MEXICO STATE	3	2	1	1.0-1	0.0-0
9/29/07	* at Florida	4	2	2	2.0-10	0.0-0
10/6/07	* VANDERBILT	2	0	2	0.5-3	0.0-0
10/13/07	* at Arkansas	2	1	1	0.0-0	0.0-0
10/20/07	* at LSU	5	4	1	2.0-13	1.0-11
10/27/07	* OLE MISS	2	1	1	0.0-0	0.0-0
11/3/07	* TENNESSEE TECH	1	0	1	0.0-0	0.0-0
11/10/07	* at Georgia	4	3	1	0.0-0	0.0-0
11/24/07	* ALABAMA	2	0	2	0.5-4	0.5-4
12/31/07	* vs. Clemson (Chick-fil-A)	3	1	2	1.5-2	0.5-0

DATE	OPPONENT	TT	UT	AT	TFL-YDS	QBS-YDS
8/30/08	* LOUISIANA-MONROE	2	2	0	2.0-5	0.0-0
9/6/08	* SOUTHERN MISS	4	3	1	1.5-5	0.0-0
9/13/08	MISSISSIPPI STATE					
9/20/08	LSU					
9/27/08	TENNESSEE					
10/4/08	at Vanderbilt					
10/11/08	ARKANSAS					
10/23/08	at West Virginia					
11/1/08	at Ole Miss					
11/8/08	TENNESSEE-MARTIN					
11/15/08	GEORGIA					
11/29/08	at Alabama					



**ANDREW** #75  
**McCAIN** OT  
 6-6 · 288 · Jr. · 2L  
 Birmingham, Ala. (Briarwood Christian)  
 Chemistry

**2008** — Played 18 snaps in season opener vs. Louisiana-Monroe with one rodeo block ... Got in on six snaps vs. Southern Miss.

# 2008 Auburn Football Player Sketches



**WALTER** #6  
**McFADDEN** DB  
 6-0 · 178 · Jr. · 2L  
 Pompano Beach, Fla. (Ely)  
 Public Administration

**SPRING 2008** — Named the Most Improved Defensive Back by the coaching staff following spring drills.

**2008** — Earned first career start in season opener vs. Louisiana-Monroe ... Did not register a tackle vs. Warhawks ... Had one TFL (minus five yards), a pass break-up and five tackles against Southern Miss ... Four of five tackles vs. USM were solo.

### McFADDEN'S CAREER DEFENSIVE STATS

YEAR	G/GS	TT	UT	AT	TFL-YDS	QBS-YDS	FF/FR	PD	INT-YDS
2006	11/0	2	2	0	0.0-0	0.0-0	0/0	0	0-0
2007	13/0	10	5	5	1.0-4	0.0-0	0/0	1	1-93
2008	2/2	5	4	1	1.0-5	0.0-0	0/0	1	0-0
<b>Totals</b>	<b>26/2</b>	<b>17</b>	<b>11</b>	<b>6</b>	<b>2.0-9</b>	<b>0.0-0</b>	<b>0/0</b>	<b>2</b>	<b>1-93</b>

### McFADDEN'S CAREER GAME HIGH STATS

	No.	Opponent	Date
Tackles	5	Southern Miss	9/6/08
Interceptions	1	Tennessee Tech	11/3/07

### McFADDEN'S GAME-BY-GAME STATS

DATE	OPPONENT	TT	UT	AT	PD	INT-YDS
9/1/07	KANSAS STATE	1	0	1	0	0-0
9/8/07	SOUTH FLORIDA	0	0	0	0	0-0
9/15/07	MISSISSIPPI STATE	0	0	0	0	0-0
9/22/07	NEW MEXICO STATE	1	1	0	0	0-0
9/29/07	at Florida	0	0	0	0	0-0
10/6/07	VANDERBILT	2	1	1	0	0-0
10/13/07	at Arkansas	0	0	0	0	0-0
10/20/07	at LSU	1	1	0	0	0-0
10/27/07	OLE MISS	1	0	1	0	0-0
11/3/07	TENNESSEE TECH	0	0	0	0	1-93
11/10/07	at Georgia	0	0	0	0	0-0
11/24/07	ALABAMA	0	0	0	0	0-0
12/31/07	vs. Clemson (Chick-fil-A)	4	2	2	1	0-0

DATE	OPPONENT	TT	UT	AT	PD	INT-YDS
8/30/08	* LOUISIANA-MONROE	0	0	0	0	0-0
9/6/08	* SOUTHERN MISS	5	4	1	1	0-0
9/13/08	MISSISSIPPI STATE					
9/20/08	LSU					
9/27/08	TENNESSEE					
10/4/08	at Vanderbilt					
10/11/08	ARKANSAS					
10/23/08	at West Virginia					
11/1/08	at Ole Miss					
11/8/08	TENNESSEE-MARTIN					
11/15/08	GEORGIA					
11/29/08	at Alabama					



**GABE** #83  
**McKENZIE** DE  
 6-4 · 254 · Jr. · 2L  
 Mobile, Ala. (Davidson)  
 Criminology

**2008** — Switched from tight end to defensive end during preseason camp ... Registered two tackles, one solo, in season opener vs. Louisiana-Monroe ... Recorded

two solo tackles against Southern Miss.

### McKENZIE'S CAREER DEFENSIVE STATS

YEAR	G/GS	TT	UT	AT	TFL-YDS	QBS-YDS	FF/FR	PD	IYDS
2008	2/0	4	3	1	0.0-0	0.0-0	0/0	0	0/0

### McKENZIE'S CAREER RECEIVING STATS

YEAR	G/GS	NO	YDS	AVG	TD	LP/OPPONENT
2006	13/0	13	137	10.5	1	25/South Carolina
2007	13/0	13	117	9.0	2	20/Kansas State
<b>Totals</b>	<b>26/0</b>	<b>26</b>	<b>254</b>	<b>9.7</b>	<b>3</b>	<b>25/South Carolina</b>

### McKENZIE'S GAME-BY-GAME STATS

DATE	OPPONENT	TT	UT	AT	TFL-YDS	QBS-YDS
8/30/08	LOUISIANA-MONROE	2	1	1	0.0-0	0.0-0
9/6/08	SOUTHERN MISS	2	2	0	0.0-0	0.0-0
9/13/08	MISSISSIPPI STATE					
9/20/08	LSU					
9/27/08	TENNESSEE					
10/4/08	at Vanderbilt					
10/11/08	ARKANSAS					
10/23/08	at West Virginia					
11/1/08	at Ole Miss					
11/8/08	TENNESSEE-MARTIN					
11/15/08	GEORGIA					
11/29/08	at Alabama					



**MIKE** #26  
**McNEIL** S  
 6-2 · 201 · So. · 1L  
 Mobile, Ala. (W.P. Davidson)  
 Undecided

**2008** — Made first career start in season opener vs. Louisiana-Monroe, but did not record a tackle ... Registered six tackles, two solo, against Southern Miss.

### McNEIL'S CAREER DEFENSIVE STATS

YEAR	G/GS	TT	UT	AT	TFL-YDS	QBS-YDS	FF/FR	PD	IYDS
2007	13/0	35	22	13	0.5-1	0.0-0	0/0	0	0/0
2008	2/2	6	2	4	0.0-0	0.0-0	0/0	0	0/0
<b>Totals</b>	<b>15/2</b>	<b>41</b>	<b>24</b>	<b>17</b>	<b>0.5-1</b>	<b>0.0-0</b>	<b>0/0</b>	<b>0</b>	<b>0/0</b>

### McNEIL'S CAREER GAME HIGH STATS

	No.	Opponent	Date
Tackles	9	South Florida	9/8/07

### McNEIL'S GAME-BY-GAME STATS

DATE	OPPONENT	TT	UT	AT	PD	INT-YDS
9/1/07	KANSAS STATE	1	0	1	0	0-0
9/8/07	SOUTH FLORIDA	9	4	5	0	0-0
9/15/07	MISSISSIPPI STATE	2	1	1	0	0-0
9/22/07	NEW MEXICO STATE	2	2	0	0	0-0
9/29/07	at Florida	3	3	0	0	0-0
10/6/07	VANDERBILT	4	2	2	0	0-0
10/13/07	at Arkansas	0	0	0	0	0-0
10/20/07	at LSU	5	3	2	0	0-0
10/27/07	OLE MISS	1	0	1	0	0-0
11/3/07	TENNESSEE TECH	6	4	2	0	0-0
11/10/07	at Georgia	0	0	0	0	0-0
11/24/07	ALABAMA	1	0	1	0	0-0
12/31/07	vs. Clemson (Chick-fil-A)	1	1	0	0	0-0

# 2008 Auburn Football Player Sketches

DATE	OPPONENT	TT	UT	AT	PD	INT-YDS
8/30/08	* LOUISIANA-MONROE	0	0	0	0	0-0
9/6/08	* SOUTHERN MISS	6	2	4	0	0-0
9/13/08	MISSISSIPPI STATE					
9/20/08	LSU					
9/27/08	TENNESSEE					
10/4/08	at Vanderbilt					
10/11/08	ARKANSAS					
10/23/08	at West Virginia					
11/1/08	at Ole Miss					
11/8/08	TENNESSEE-MARTIN					
11/15/08	GEORGIA					
11/29/08	at Alabama					

DATE	OPPONENT	TT	UT	AT	PD	INT-YDS
8/30/08	* LOUISIANA-MONROE	6	3	3	1	0-0
9/6/08	* SOUTHERN MISS	8	6	2	0	1-0
9/13/08	MISSISSIPPI STATE					
9/20/08	LSU					
9/27/08	TENNESSEE					
10/4/08	at Vanderbilt					
10/11/08	ARKANSAS					
10/23/08	at West Virginia					
11/1/08	at Ole Miss					
11/8/08	TENNESSEE-MARTIN					
11/15/08	GEORGIA					
11/29/08	at Alabama					



**JERRAUD POWERS** #8  
DB  
5-9 · 191 · Jr. · 2L  
Decatur, Ala. (Decatur)  
Public Administration



**RYAN PUGH** #50  
OL  
6-4 · 278 · So. · 1L  
Hoover, Ala. (Hoover)  
Undecided

2008 — Second Team Preseason Media All-SEC ... Second Team Preseason Coaches' All-SEC ... Athlon Sports Preseason Third Team All-SEC ... Started and finished tied for second most tackles on team in season opener vs. Louisiana-Monroe ... Had six stops, three solo, with one pass break-up ... Led team with career-high eight tackles, six solo, vs. Southern Miss ... Had one INT, first of season, and a QB hurry vs. USM ... Currently tied for eighth in SEC in tackles per game (7.0).

2008 — Started in season opener vs. Louisiana-Monroe, grading at 88 percent on 74 snaps with three cockroach blocks, two pancake blocks and six rodeo blocks ... Graded at 89 percent overall on 76 snaps vs. Southern Miss ... Started at center and had 16 rodeo blocks, four cockroach blocks and one pancake blocks vs. USM ... Has 22 rodeo blocks, seven cockroach blocks and three pancake blocks for the season.

## POWERS' CAREER DEFENSIVE STATS

YEAR	G/GS	TT	UT	AT	TFL-YDS	QBS-YDS	FF/FR	PD	I/YDS
2006	13/0	26	20	6	1.0-2	0.0-0	0/1	4	0/0
2007	13/13	63	47	16	4.0-9	0.0-0	0/1	8	4/35
2008	2/2	14	9	5	0.0-0	0.0-0	0/0	1	1/0
<b>Totals</b>	<b>28/15</b>	<b>95</b>	<b>76</b>	<b>27</b>	<b>5.0-11</b>	<b>0.0-0</b>	<b>0/2</b>	<b>13</b>	<b>5/35</b>

## POWERS' CAREER GAME HIGH STATS

	No.	Opponent	Date
Tackles	8	Southern Miss	9/6/08
Interceptions	1	5x (last vs. Southern Miss)	9/6/08

## POWERS' GAME-BY-GAME STATS

DATE	OPPONENT	TT	UT	AT	PD	INT-YDS
9/2/06	WASHINGTON STATE	1	1	0	0	0-0
9/9/06	at Mississippi State	1	1	0	0	0-0
9/16/06	LSU	4	4	0	0	0-0
9/23/06	BUFFALO	1	0	1	0	0-0
9/28/06	at South Carolina	4	3	1	1	0-0
10/7/06	ARKANSAS	0	0	0	0	0-0
10/14/06	FLORIDA	1	1	0	0	0-0
10/21/06	TULANE	4	3	1	1	0-0
10/28/06	at Ole Miss	1	1	0	0	0-0
11/4/06	ARKANSAS STATE	2	2	0	1	0-0
11/11/06	GEORGIA	3	1	2	0	0-0
11/18/06	at Alabama	3	3	0	0	0-0
1/1/07	vs. Nebraska (Cotton)	1	0	1	1	0-0

DATE	OPPONENT	TT	UT	AT	PD	INT-YDS
9/1/07	* KANSAS STATE	5	4	1	2	0-0
9/8/07	* SOUTH FLORIDA	6	5	1	0	0-0
9/15/07	* MISSISSIPPI STATE	5	2	3	1	0-0
9/22/07	* NEW MEXICO STATE	6	3	3	0	0-0
9/29/07	* at Florida	7	4	3	1	0-0
10/6/07	* VANDERBILT	0	0	0	0	0-0
10/13/07	* at Arkansas	4	4	0	0	1-3
10/20/07	* at LSU	6	5	1	0	0-0
10/27/07	* OLE MISS	3	2	1	0	0-0
11/3/07	* TENNESSEE TECH	5	5	0	0	1-12
11/10/07	* at Georgia	4	4	0	0	1-20
11/24/07	* ALABAMA	6	4	2	0	1-0
12/31/07	* vs. Clemson (Chick-fil-A)	6	5	1	1	0-0



**CHAZ RAMSEY** #76  
OL  
6-4 · 282 · So. · 1L  
Madison, Miss. (Madison)  
Undecided

2008 — Phil Steele's Preseason Honorable Mention All-SEC ... Has not played due to back surgery.



**JAKE RICKS** #91  
DL  
6-4 · 300 · Jr. · 2L  
Muscle Shoals, Ala. (Colbert County)  
Criminology

2008 — Registered two tackles, including one tackle for loss (minus 4 yards) in season opener vs. Louisiana-Monroe ... Saw playing time vs. Southern Miss but did not record a tackle.

## RICKS' CAREER DEFENSIVE STATS

YEAR	G/GS	TT	UT	AT	TFL-YDS	QBS-YDS	FF/FR	PD	I/YDS
2006	6/0	1	0	1	0.5-2	0.0-0	0/1	0	0/0
2007	13/0	8	5	3	2.0-3	0.0-0	0/0	0	0/0
2008	2/0	2	1	1	1.0-4	0.0-0	0/0	0	0/0
<b>Totals</b>	<b>21/0</b>	<b>11</b>	<b>6</b>	<b>5</b>	<b>3.5-9</b>	<b>0.0-0</b>	<b>0/1</b>	<b>0</b>	<b>0/0</b>

# 2008 Auburn Football Player Sketches

## RICKS' CAREER GAME HIGH STATS

	No.	Opponent	Date
Tackles	2	3x (last vs. ULM)	8/30/08
Tackles for loss	1.0	3x (last vs. ULM)	8/30/08

## RICKS' GAME-BY-GAME STATS

DATE	OPPONENT	TT	UT	AT	TFL-YDS	QBS-YDS
9/1/07	KANSAS STATE	0	0	0	0.0-0	0.0-0
9/8/07	SOUTH FLORIDA	0	0	0	0.0-0	0.0-0
9/15/07	MISSISSIPPI STATE	2	2	0	1.0-2	0.0-0
9/22/07	NEW MEXICO STATE	0	0	0	0.0-0	0.0-0
9/29/07	at Florida	0	0	0	0.0-0	0.0-0
10/6/07	VANDERBILT	0	0	0	0.0-0	0.0-0
10/13/07	at Arkansas	2	1	1	0.0-0	0.0-0
10/20/07	at LSU	1	0	1	0.0-0	0.0-0
10/27/07	OLE MISS	1	0	1	0.0-0	0.0-0
11/3/07	TENNESSEE TECH	1	0	1	0.0-0	0.0-0
11/10/07	at Georgia	1	1	0	1.0-1	0.0-0
11/24/07	ALABAMA	0	0	0	0.0-0	0.0-0
12/31/07	vs. Clemson (Chick-fil-A)	0	0	0	0.0-0	0.0-0

DATE	OPPONENT	TT	UT	AT	TFL-YDS	QBS-YDS
8/30/08	LOUISIANA-MONROE	2	1	1	1.0-4	0.0-0
9/6/08	SOUTHERN MISS	0	0	0	0.0-0	0.0-0
9/13/08	MISSISSIPPI STATE					
9/20/08	LSU					
9/27/08	TENNESSEE					
10/4/08	at Vanderbilt					
10/11/08	ARKANSAS					
10/23/08	at West Virginia					
11/1/08	at Ole Miss					
11/8/08	TENNESSEE-MARTIN					
11/15/08	GEORGIA					
11/29/08	at Alabama					

## SHOEMAKER'S CAREER GAME HIGH STATS

	No.	Opponent	Date
Punts	8	Clemson	12/31/07
IN 20	2	8x (last vs. Clemson)	12/31/07

## SHOEMAKER'S GAME-BY-GAME STATS

DATE	OPPONENT	NO	YDS	AVG	IN20	Long
9/1/07	KANSAS STATE	6	256	42.7	2	53
9/8/07	SOUTH FLORIDA	2	105	52.5	0	53
9/15/07	MISSISSIPPI STATE					DID NOT PLAY
9/22/07	NEW MEXICO STATE	1	62	62.0	0	62
9/29/07	at Florida	5	225	45.0	2	54
10/6/07	VANDERBILT	5	208	41.6	2	54
10/13/07	at Arkansas	3	113	37.7	0	46
10/20/07	at LSU	5	210	42.0	2	53
10/27/07	OLE MISS	3	129	43.0	2	58
11/3/07	TENNESSEE TECH	4	208	52.0	2	64
11/10/07	at Georgia	3	119	44.2	0	44
11/24/07	ALABAMA	4	136	34.0	2	47
12/31/07	vs. Clemson (Chick-fil-A)	8	309	38.6	2	53



**MIKE SLADE** #11  
DB  
6-2 · 188 · RFr · RS  
Tallahassee, Fla. (Lincoln)  
Undecided

2008 — Recorded three tackles in season opener vs. Louisiana-Monroe ... Saw action vs. Southern Miss but did not record a tackle.

## SLADE' CAREER DEFENSIVE STATS

YEAR	G/GS	TT	UT	AT	TFL-YDS	QBS-YDS	FF/FR	PD	I/YDS
2008	2/0	3	0	3	0.0-0	0.0-0	0/0	0	0/0

## SLADE' GAME-BY-GAME STATS

DATE	OPPONENT	TT	UT	AT	PD	INT-YDS
8/30/08	LOUISIANA-MONROE	3	0	3	0	0-0
9/6/08	SOUTHERN MISS	0	0	0	0	0-0
9/13/08	MISSISSIPPI STATE					
9/20/08	LSU					
9/27/08	TENNESSEE					
10/4/08	at Vanderbilt					
10/11/08	ARKANSAS					
10/23/08	at West Virginia					
11/1/08	at Ole Miss					
11/8/08	TENNESSEE-MARTIN					
11/15/08	GEORGIA					
11/29/08	at Alabama					



**CHRIS SLAUGHTER** #23  
WR  
6-3 · 179 · So. · 1L  
Fort Valley, Ga. (Peach County/Hargrave Prep)  
Undecided

2008 — Hauled in four catches for 13 yards with one touchdown in season opener vs. Louisiana-Monroe ... TD was first of career and came on 3-yard pass from Chris Todd.



**ROBERT SHIVER** #60  
DS  
6-3 · 222 · Sr. · 2L  
Thomasville, Ga. (Brookwood)  
Marketing

2008 — Has played in every game ... Deep snapper for field goals and PATs.



**RYAN SHOEMAKER** #4  
P  
6-0 · 187 · So. · 1L  
Birmingham, Ala. (Oak Mountain)  
Undecided

2008 — First Team Preseason Media All-SEC ... First Team Preseason Coaches' All-SEC ... Athlon's Preseason Second Team All-SEC ... Phil Steele's Preseason First Team All-SEC ... Has not played.

## SHOEMAKER'S CAREER PUNTING STATS

YEAR	G	NO	YDS	AVG	IN20	LP/OPPONENT
2007	12	49	2080	42.4	16	62/New Mexico State

# 2008 Auburn Football Player Sketches

## SLAUGHTER'S CAREER RECEIVING STATS

YEAR	G/GS	NO	YDS	AVG	TD	LP/OPPONENT
2007	12/0	3	19	6.3	0	9/New Mexico State
2008	1/0	4	13	3.3	1	8/Louisiana-Monroe
<b>Totals</b>	<b>13/0</b>	<b>7</b>	<b>32</b>	<b>4.6</b>	<b>1</b>	<b>9/New Mexico State</b>

## SLAUGHTER'S GAME-BY-GAME STATS

DATE	OPPONENT	REC	YDS	AVG	TD
8/30/08	LOUISIANA-MONROE	4	13	3.3	1
9/6/08	SOUTHERN MISS		DID NOT PLAY		
9/13/08	MISSISSIPPI STATE				
9/20/08	LSU				
9/27/08	TENNESSEE				
10/4/08	at Vanderbilt				
10/11/08	ARKANSAS				
10/23/08	at West Virginia				
11/1/08	at Ole Miss				
11/8/08	TENNESSEE-MARTIN				
11/15/08	GEORGIA				
11/29/08	at Alabama				



**ERIC SMITH** #32 RB  
 5-10 · 232 · Fr. · HS  
 Seffner, Fla. (Armwood HS)  
 Undecided

2008 — In first collegiate game, rushed nine times for 66 yards vs. Louisiana-Monroe ... Averaged 7.3 yards per carry vs. Warhawks with a long rush of 19 yards ... Earned first career start and had two rushes for eight yards vs. Southern Miss.

## SMITH'S CAREER RUSHING STATS

YEAR	G/GS	NO	YDS	AVG	TD	LP/OPPONENT
2008	2/1	11	74	7.4	0	19/Louisiana-Monroe

## SMITH'S GAME-BY-GAME STATS

DATE	OPPONENT	ATT	YDS	Avg.	TD	TD Runs
8/30/08	LOUISIANA-MONROE	9	66	7.3	0	---
9/6/08	* SOUTHERN MISS	2	8	4.0	0	---
9/13/08	MISSISSIPPI STATE					
9/20/08	LSU					
9/27/08	TENNESSEE					
10/4/08	at Vanderbilt					
10/11/08	ARKANSAS					
10/23/08	at West Virginia					
11/1/08	at Ole Miss					
11/8/08	TENNESSEE-MARTIN					
11/15/08	GEORGIA					
11/29/08	at Alabama					



**RODGERIQUUS SMITH** #80 WR  
 6-0 · 194 · Sr. · 3L  
 Snellville, Ga. (South Gwinnett)  
 Business Administration

**CAREER** — Has caught a pass in 26 consecutive regular season games with two or more catches in 20 of last 26 ... One catch in 27 of last 28 games ... Is 11th all-time at Auburn in receiving yards with 1,344 ... Is 52 yards shy of tying Freddie Hyatt (1965-67) for 10th with 1,396 and 102 yards shy of tying Ronney Daniels (1999-2000) for ninth with 1,446 yards ... Is tied for 12th all-time in receptions ... Needs one catch to tie Clifton Robinson (1997-2000) for 11th with 91 and two catches to tie Thomas Bailey (1991-94) and Lawyer Tillman (1985-88) for ninth with 93 catches ... Made 28 consecutive starts which is tied with Sen'Derrick Marks for the longest active streak on the team.

2008 — *Phil Steele's Preseason Honorable Mention All-SEC* ... Caught a team-high five passes for 57 yards with a long of 33 yards in season opener vs. Louisiana-Monroe ... Had one grab for 21 yards against Southern Miss.

## SMITH'S CAREER RECEIVING STATS

YEAR	G/GS	NO	YDS	AVG	TD	LP/OPPONENT
2005	7/0	6	109	18.2	0	38/Mississippi State
2006	13/13	26	452	17.4	4	62/Mississippi State
2007	13/13	52	705	13.6	5	58/New Mexico State
2008	2/2	6	78	13.0	0	33/Louisiana-Monroe
<b>Totals</b>	<b>35/28</b>	<b>90</b>	<b>1,344</b>	<b>14.9</b>	<b>9</b>	<b>62/Mississippi State</b>

## SMITH'S CAREER GAME HIGH STATS

	No.	Opponent	Date
Receptions	9	Florida	9/29/07
Rec. Yards	111	Ole Miss	10/27/07
Rec. TDs	2	New Mexico State	9/22/07

## SMITH'S GAME-BY-GAME STATS

DATE	OPPONENT	REC	YDS	AVG	TD
9/3/05	GEORGIA TECH			DID NOT PLAY	
9/10/05	MISSISSIPPI STATE	1	38	38.0	0
9/17/05	BALL STATE	2	21	10.5	0
9/24/05	W. KENTUCKY	2	30	15.0	0
10/1/05	SOUTH CAROLINA	1	20	20.0	0
10/15/05	at Arkansas	0	0	0.0	0
10/22/05	at LSU			DID NOT PLAY	
10/29/05	OLE MISS	0	0	0.0	0
11/5/05	at Kentucky	0	0	0.0	0
11/12/05	at Georgia			DID NOT PLAY	
11/19/05	ALABAMA			DID NOT PLAY	
1/2/06	vs. Wisconsin (Capital One)			DID NOT PLAY	

DATE	OPPONENT	REC	YDS	AVG	TD
9/2/06	* WASHINGTON STATE	2	47	23.5	0
9/9/06	* at Mississippi State	2	85	42.5	1
9/16/06	* LSU	1	17	17.0	0
9/23/06	* BUFFALO	1	14	14.0	0
9/28/06	* at South Carolina	2	37	18.5	0
10/7/06	* ARKANSAS	4	64	16.0	1
10/14/06	* FLORIDA	3	33	11.0	0
10/21/06	* TULANE	2	4	2.0	0
10/28/06	* at Ole Miss	4	46	11.5	1
11/4/06	* ARKANSAS STATE	1	16	16.0	0
11/11/06	* GEORGIA	1	34	34.0	1
11/18/06	* at Alabama	3	55	18.3	0
1/1/07	* vs. Nebraska (Cotton)	0	0	0.0	0

# 2008 Auburn Football Player Sketches

DATE	OPPONENT	REC	YDS	AVG	TD
9/1/07	* KANSAS STATE	1	55	55.0	0
9/8/07	* SOUTH FLORIDA	3	34	11.3	0
9/15/07	* MISSISSIPPI STATE	4	78	19.5	0
9/22/07	* NEW MEXICO STATE	3	86	28.7	2
9/29/07	* at Florida	9	102	11.3	0
10/6/07	* VANDERBILT	3	23	7.7	1
10/13/07	* at Arkansas	4	19	4.8	0
10/20/07	* at LSU	6	56	9.3	1
10/27/07	* OLE MISS	8	111	13.8	1
11/3/07	* TENNESSEE TECH	2	29	18.0	0
11/10/07	* at Georgia	2	21	10.5	0
11/24/07	* ALABAMA	3	46	15.3	0
12/31/07	* vs. Clemson (Chick-fil-A)	4	45	11.2	0

DATE	OPPONENT	REC	YDS	AVG	TD
8/30/08	* LOUISIANA-MONROE	5	57	11.4	0
9/6/08	* SOUTHERN MISS	1	21	21.0	0
9/13/08	MISSISSIPPI STATE				
9/20/08	LSU				
9/27/08	TENNESSEE				
10/4/08	at Vanderbilt				
10/11/08	ARKANSAS				
10/23/08	at West Virginia				
11/1/08	at Ole Miss				
11/8/08	TENNESSEE-MARTIN				
11/15/08	GEORGIA				
11/29/08	at Alabama				

DATE	OPPONENT	TT	UT	AT	TFL-YDS	QBS-YDS
8/30/08	* LOUISIANA-MONROE	3	2	1	0.0-0	0.0-0
9/6/08	* SOUTHERN MISS	4	3	1	0.0-0	0.0-0
9/13/08	MISSISSIPPI STATE					
9/20/08	LSU					
9/27/08	TENNESSEE					
10/4/08	at Vanderbilt					
10/11/08	ARKANSAS					
10/23/08	at West Virginia					
11/1/08	at Ole Miss					
11/8/08	TENNESSEE-MARTIN					
11/15/08	GEORGIA					
11/29/08	at Alabama					



**JAMES SWINTON** #16  
WR  
6-0 · 178 · Sr. · 2L  
Tucker, Ga. (Tucker)  
Public Administration

2008 — Earned first career start in season opener vs. Louisiana-Monroe ... Hauled in one pass for 4-yards vs. Warhawks ... Did not play vs. Southern Miss.

### SWINTON'S CAREER RECEIVING STATS

YEAR	G/GS	NO	YDS	AVG	TD	LP/OPPONENT
2005	4/0	1	11	11.0	0	11/Ball State
2006	7/0	1	12	12.0	0	12/Buffalo
2007	9/0	1	16	16.0	0	16/Kansas State
2008	1/1	1	4	4.0	0	4/ULM
<b>Totals</b>	<b>21/1</b>	<b>4</b>	<b>43</b>	<b>10.8</b>	<b>0</b>	<b>16/Kansas State</b>

### SWINTON'S CAREER GAME HIGH STATS

	No.	Opponent	Date
Receptions	1	4x (last vs. ULM)	8/30/08
Rec. Yards	16	Kansas State	9/1/07

### SWINTON'S GAME-BY-GAME STATS

DATE	OPPONENT	REC	YDS	AVG	TD
8/30/08	* LOUISIANA-MONROE	1	4	4.0	0
9/6/08	SOUTHERN MISS				DID NOT PLAY
9/13/08	MISSISSIPPI STATE				
9/20/08	LSU				
9/27/08	TENNESSEE				
10/4/08	at Vanderbilt				
10/11/08	ARKANSAS				
10/23/08	at West Virginia				
11/1/08	at Ole Miss				
11/8/08	TENNESSEE-MARTIN				
11/15/08	GEORGIA				
11/29/08	at Alabama				



**CRAIG STEVENS** #46  
LB  
6-2 · 222 · So. · 1L  
Tallahassee, Fla. (Lincoln)  
Pre-Business

2008 — Started season opener vs. Louisiana-Monroe and recorded one pass break-up and three tackles, two solo ... Registered four tackles, three solo, and one fumble recovery against Southern Miss ... Returned fumble 6 yards.

### STEVENS' CAREER DEFENSIVE STATS

YEAR	G/GS	TT	UT	AT	TFL-YDS	QBS-YDS	FF/FR	PD	I/YDS
2006	3/0	6	3	3	1.0-1	0.0-0	0/0	0	0/0
2007	10/8	35	20	15	0.0-0	0.0-0	1/0	1	0/0
2008	2/2	7	5	2	0.0-0	0.0-0	0/1	1	0/0
<b>Totals</b>	<b>15/10</b>	<b>48</b>	<b>28</b>	<b>20</b>	<b>1.0-1</b>	<b>0.0-0</b>	<b>1/1</b>	<b>2</b>	<b>0/0</b>

### STEVENS' CAREER GAME HIGH STATS

	No.	Opponent	Date
Tackles	6	2x (last vs. Arkansas)	10/13/07

### STEVENS' GAME-BY-GAME STATS

DATE	OPPONENT	TT	UT	AT	TFL-YDS	QBS-YDS
9/1/07	KANSAS STATE	3	1	2	0.0-0	0-0
9/8/07	SOUTH FLORIDA	2	1	1	0.0-0	0-0
9/15/07	* MISSISSIPPI STATE	3	1	2	0.0-0	0-0
9/22/07	* NEW MEXICO STATE	6	3	3	0.0-0	0-0
9/29/07	* at Florida	4	2	2	0.0-0	0-0
10/6/07	* VANDERBILT	5	4	1	0.0-0	0-0
10/13/07	* at Arkansas	6	5	1	0.0-0	0-0
10/20/07	* at LSU	2	1	1	0.0-0	0-0
10/27/07	* OLE MISS	2	1	1	0.0-0	0-0
11/3/07	TENNESSEE TECH				DID NOT PLAY	
11/10/07	at Georgia				DID NOT PLAY	
11/24/07	ALABAMA				DID NOT PLAY	
12/31/07	* vs. Clemson (Chick-fil-A)	2	1	1	0.0-0	0-0



# 2008 Auburn Football Player Sketches



**BEN** #44  
**TATE** RB  
 5-11 · 215 · Jr. · 2L  
 Newark, Md. (Snow Hill)  
 Criminology

**CAREER** — Four 100-yard rushing games, including one 150-yard rushing game (156 vs. Tulane, 2006) ... 33rd player in AU history to record 1,000 yards rushing ... 23rd on career rushing list with 1,481 yards ... Needs seven yards to tie Tommy Lorino (1956-58) for 22nd with 1,486 yards and 53 yards to tie Terry Henley (1970-72) for 21st with 1,534 yards.

**2008** — *Second Team Preseason Media All-SEC ... Second Team Preseason Coaches' All-SEC ... Athlon Sports Preseason Second Team All-SEC ... Phil Steele's Preseason Third Team All-SEC ... Named to Maxwell Award Preseason Watch List ...* Picked up fourth-career 100-yard rushing effort with 115 yards on 13 carries vs. Louisiana-Monroe ... Averaged 8.8 yards per carry and had a career-long run of 49 yards vs. Warhawks ... Recorded 122 yards total offense vs. Southern Miss ... Had 71 yards rushing on 15 carries and 51 yards receiving on three catches vs. USM ... Scored on 1-yard run vs. Golden Eagles ... Currently fourth in SEC in rushing with 93.0 ypg and seventh in all-purpose yards per game at 121.0.

### TATE'S CAREER RUSHING STATS

YEAR	G/GS	NO	YDS	AVG	TD	LP/OPPONENT
2006	9/0	54	392	7.3	3	42/Bufalo
2007	13/7	202	903	4.5	8	44/Vanderbilt
2008	2/0	28	186	6.6	1	49/Louisiana-Monroe
<b>Totals</b>	<b>24/7</b>	<b>284</b>	<b>1,481</b>	<b>5.2</b>	<b>12</b>	<b>49/Louisiana-Monroe</b>

### TATE'S CAREER GAME HIGH STATS

	No.	Opponent	Date
Rush Attempts	26	Tulane	10/21/06
Rush Yards	156	Tulane	10/21/06
Rush TDs	2	Buffalo	9/23/06

### TATE'S GAME-BY-GAME RUSHING STATS

DATE	OPPONENT	ATT	YDS	Avg.	TD	TD Runs
9/2/06	WASHINGTON STATE	0	0	0.0	0	--
9/9/06	at Mississippi State	4	1	0.3	0	--
9/16/06	LSU					DID NOT PLAY
9/23/06	BUFFALO	7	114	16.3	2	42, 28
9/28/06	at South Carolina					DID NOT PLAY
10/7/06	ARKANSAS					DID NOT PLAY
10/14/06	FLORIDA					DID NOT PLAY
10/21/06	TULANE	26	156	6.0	1	1
10/28/06	at Ole Miss	0	0	0.0	0	--
11/4/06	ARKANSAS STATE	11	93	8.5	0	--
11/11/06	GEORGIA	2	5	2.5	0	--
11/18/06	at Alabama	0	0	0.0	0	--
1/1/07	vs. Nebraska (Cotton)	4	23	5.8	0	--

DATE	OPPONENT	ATT	YDS	Avg.	TD	TD Runs
9/1/07	* KANSAS STATE	23	82	3.6	0	--
9/8/07	* SOUTH FLORIDA	14	61	4.4	0	--
9/15/07	* MISSISSIPPI STATE	15	91	6.1	1	28
9/22/07	* NEW MEXICO STATE	21	111	5.3	1	2
9/29/07	* at Florida	20	65	3.3	1	3
10/6/07	* VANDERBILT	9	96	10.7	1	4
10/13/07	at Arkansas	23	91	4.0	0	--
10/20/07	* at LSU	10	17	1.7	0	--
10/27/07	OLE MISS	15	72	4.8	0	--
11/3/07	* TENNESSEE TECH	14	35	2.5	1	2
11/10/07	at Georgia	13	58	4.5	1	7
11/24/07	ALABAMA	11	77	7.0	1	3
12/31/07	vs. Clemson (Chick-fil-A)	14	47	3.4	1	1

DATE	OPPONENT	ATT	YDS	Avg.	TD	TD Runs
8/30/08	LOUISIANA-MONROE	13	115	8.8	0	---
9/6/08	SOUTHERN MISS	15	71	4.7	1	1
9/13/08	MISSISSIPPI STATE					
9/20/08	LSU					
9/27/08	TENNESSEE					
10/4/08	at Vanderbilt					
10/11/08	ARKANSAS					
10/23/08	at West Virginia					
11/1/08	at Ole Miss					
11/8/08	TENNESSEE-MARTIN					
11/15/08	GEORGIA					
11/29/08	at Alabama					



**NEIKO** #15  
**THORPE** DB  
 6-2 · 171 · Fr. · HS  
 Tucker, Ga. (HS)  
 Undecided

**2008** — In first collegiate action, led Tigers with seven tackles including five solo vs. Louisiana-Monroe ... Also broke up two passes vs. Warhawks ... Forced a fumble and had one solo tackle vs. Southern Miss ... Currently tied for 41st in tackles per game (4.0) in SEC.

### THORPE' CAREER DEFENSIVE STATS

YEAR	G/GS	TT	UT	AT	TFL-YDS	QBS-YDS	FF/FR	PD	I/YDS
2008	2/0	8	6	2	0.0-0	0.0-0	1/0	2	0/0

### SLADE' GAME-BY-GAME STATS

DATE	OPPONENT	TT	UT	AT	PD	INT-YDS
8/30/08	LOUISIANA-MONROE	7	5	2	2	0-0
9/6/08	SOUTHERN MISS	1	1	0	0	0-0
9/13/08	MISSISSIPPI STATE					
9/20/08	LSU					
9/27/08	TENNESSEE					
10/4/08	at Vanderbilt					
10/11/08	ARKANSAS					
10/23/08	at West Virginia					
11/1/08	at Ole Miss					
11/8/08	TENNESSEE-MARTIN					
11/15/08	GEORGIA					
11/29/08	at Alabama					



**CHRIS** #12  
**TODD** QB  
 6-4 · 219 · Jr. · TR  
 Elizabethtown, Ky (Elizabethtown/Hutchinson CC)  
 Business Finance

**2008** — Threw for a team-high 70 yards on 9-of-18 passing in first game of season vs. Louisiana-Monroe ... Threw for only passing touchdown of the game, connecting with Chris Slaughter on a 3-yard scoring strike vs. Warhawks ... Had long completion of 33 yards vs. ULM ... Earned first start and threw for 248 yards vs. Southern Miss ... Completed 21-of-31 passes (68 percent) with a long of 27 yards vs. Golden Eagles ... Currently eighth in SEC in passing yards per game (159.0) and 10th in SEC in total offense (152.5 ypg).

### TODD'S CAREER PASSING STATS

YEAR	G/GS	CMP	ATT	PCT	YDS	INT	TD	LP/OPPONENT
2008	2/1	30	49	61.2	318	1	1	33/Louisiana-Monroe

# 2008 Auburn Football Player Sketches

## TODD'S GAME-BY-GAME STATS

DATE	OPPONENT	CMP	ATT	YDS	INT	TD
8/30/08	LOUISIANA-MONROE	9	18	70	1	1
9/6/08	* SOUTHERN MISS	21	31	248	0	0
9/13/08	MISSISSIPPI STATE					
9/20/08	LSU					
9/27/08	TENNESSEE					
10/4/08	at Vanderbilt					
10/11/08	ARKANSAS					
10/23/08	at West Virginia					
11/1/08	at Ole Miss					
11/8/08	TENNESSEE-MARTIN					
11/15/08	GEORGIA					
11/29/08	at Alabama					



**TOMMY TROTT** #5 TE  
 6-5 · 242 · Jr. · 2L  
 Montgomery, Ala. (Trinity Presbyterian)  
 Public Administration

2008 — Started at tight end in season opener vs. Louisiana-Monroe but did not have a reception vs. Warhawks ... Hauled in three passes for 44 yards vs. Southern Miss.

## TROTT'S CAREER RECEIVING STATS

YEAR	G/GS	NO	YDS	AVG	TD	LP/OPPONENT
2006	2/0	0	0	0.0	0	-
2006	13/9	10	94	9.4	2	27/Tulane
2007	13/2	4	35	8.8	0	16/Vanderbilt
2008	2/2	3	44	14.7	0	24/Southern Miss
<b>Totals</b>	<b>30/13</b>	<b>17</b>	<b>173</b>	<b>10.2</b>	<b>2</b>	<b>27/Tulane</b>

## TROTT'S CAREER GAME HIGH STATS

	No.	Opponent	Date
Receptions	3	2x (last vs. Southern Miss)	9/6/08
Rec. Yards	44	Southern Miss	9/6/08
Rec. TDs	1	2x (last vs. Tulane)	10/21/06

## TROTT'S GAME-BY-GAME STATS

DATE	OPPONENT	REC	YDS	AVG	TD
9/2/06	WASHINGTON STATE	0	0	0.0	0
9/9/06	at Mississippi State	0	0	0.0	0
9/16/06	LSU	1	2	2.0	0
9/23/06	* BUFFALO	0	0	0.0	0
9/28/06	* at South Carolina	3	31	10.3	1
10/7/06	* ARKANSAS	2	-1	-2.0	0
10/14/06	* FLORIDA	1	14	14.0	0
10/21/06	* TULANE	1	27	27.0	1
10/28/06	* at Ole Miss	2	21	10.5	0
11/4/06	* ARKANSAS STATE	0	0	0.0	0
11/11/06	* GEORGIA	0	0	0.0	0
11/18/06	* at Alabama	0	0	0.0	0
1/1/07	* vs. Nebraska (Cotton)	0	0	0.0	0

DATE	OPPONENT	REC	YDS	AVG	TD
9/1/07	* KANSAS STATE	1	8	8.0	0
9/8/07	SOUTH FLORIDA	0	0	0.0	0
9/15/07	MISSISSIPPI STATE	0	0	0.0	0
9/22/07	NEW MEXICO STATE	0	0	0.0	0
9/29/07	at Florida	0	0	0.0	0
10/6/07	VANDERBILT	1	16	16.0	0
10/13/07	at Arkansas	0	0	0.0	0
10/20/07	at LSU	0	0	0.0	0
10/27/07	* OLE MISS	0	0	0.0	0
11/3/07	TENNESSEE TECH	1	9	9.0	0
11/10/07	at Georgia	0	0	0.0	0
11/24/07	ALABAMA	0	0	0.0	0
12/31/07	vs. Clemson (Chick-fill-A)	1	4	4.0	0

DATE	OPPONENT	REC	YDS	AVG	TD
8/30/08	* LOUISIANA-MONROE	0	0	0.0	0
9/6/08	* SOUTHERN MISS	3	44	14.7	0
9/13/08	MISSISSIPPI STATE				
9/20/08	LSU				
9/27/08	TENNESSEE				
10/4/08	at Vanderbilt				
10/11/08	ARKANSAS				
10/23/08	at West Virginia				
11/1/08	at Ole Miss				
11/8/08	TENNESSEE-MARTIN				
11/15/08	GEORGIA				
11/29/08	at Alabama				



**JONATHAN VICKERS** #17 DB  
 6-2 · 208 · Sr. · 2L  
 Athens, Ala. (Athens)  
 Elementary Education

2008 — Saw limited action against Louisiana-Monroe in season opener and against Southern Miss.



**TERRELL ZACHERY** #81 WR  
 6-1 · 210 · So. · SQ  
 Wadley, Ala. (Wadley)  
 Undecided

SPRING 2008 — Named the Most Improved Skill Player by the coaching staff following spring drills.

2008 — Saw playing time vs. Louisiana-Monroe in opener, but did not have a reception ... Had one catch for 17 yards vs. Southern Miss.

## ZACHERY'S CAREER RECEIVING STATS

YEAR	G/GS	NO	YDS	AVG	TD	LP/OPPONENT
2008	2/0	1	17	17.0	0	17/Southern Miss



**LEE ZIEMBA** #73 OL  
 6-8 · 290 · So. · 1L  
 Rogers, Ark. (Rogers)  
 Undecided

Career — Has started 15 consecutive games on the offensive line.

2008 — Second Team Preseason Media All-SEC ... Second Team Preseason Coaches' All-SEC ... Phil Steele's Preseason Second Team All-SEC ... Started at left tackle in season opener vs. Louisiana-Monroe, grading at 91 percent on 61 plays ... Played 74 snaps vs. Southern Miss, grading at 92 percent ... Had nine cockroach blocks, three pancake blocks and 12 rodeo blocks vs. Southern Miss ... Has 14 cockroach blocks, three pancake blocks and 20 rodeo blocks on the season.

# Auburn Career Records Update

## Punt Returns

Player	Seasons	Avg	Yards	Ret
1. Thomas Bailey	1991-94	9.4	1170	125
2. Trey Gainous	1983-86	9.1	951	105
3. Shane Wasden	1988-90	8.7	717	82
4. Tre Smith	2002-06	8.4	644	77
<b>5. Robert Dunn</b>	<b>2005-pres.</b>	<b>9.5</b>	<b>628</b>	<b>66</b>
6. Roderick Hood	2000-02	11.2	571	51
7. Mike Fuller	1973-74	17.7	883	50
8. Robert Baker	1995-96	9.7	463	48
9. Joe Cribbs	1976-79	7.6	328	43
Clifton Robinson	1997-00	7.1	307	43

## Punt Return Yardage

Player	Seasons	Ret	Avg	Yards
1. Thomas Bailey	1991-94	125	9.4	1170
2. Trey Gainous	1983-86	105	9.1	951
3. Mike Fuller	1973-74	50	17.7	883
4. Shane Wasden	1988-90	82	8.7	717
5. Tre Smith	2002-06	77	8.4	644
<b>6. Robert Dunn</b>	<b>2005-pres.</b>	<b>66</b>	<b>9.5</b>	<b>628</b>
7. Roderick Hood	2000-02	51	11.2	571
8. Jimmy Carter	1965-67	38	12.4	473
9. Robert Baker	1995-96	48	9.7	463
10. Lionel James	1981-83	25	15.8	394

## Kickoff Returns

Player	Seasons	Avg	Yards	Ret
1. Thomas Bailey	1991-94	20.5	1520	74
2. James Brooks	1977-80	25.4	1726	68
3. Robert Baker	1995-96	21.3	979	46
4. Markeith Cooper	1996-99	23.9	1077	45
5. Roderick Hood	2000-02	19.9	874	44
6. Tim Carter	1998-01	23.9	956	40
7. Devin Aromashodu	2002-05	22.6	860	38
<b>8. Tristan Davis</b>	<b>2005-pres.</b>	<b>25.4</b>	<b>812</b>	<b>32</b>
9. Brent Fullwood	1983-86	22.1	706	32
10. Carnell Williams	2001-04	21.0	609	29

## Kickoff Return Yardage

Player	Seasons	Ret	Avg	Yards
1. James Brooks	1977-80	68	25.4	1726
2. Thomas Bailey	1991-94	74	20.5	1520
3. Markeith Cooper	1996-99	45	23.9	1077
4. Robert Baker	1995-96	46	21.3	979
5. Tim Carter	1998-01	40	23.9	956
6. Roderick Hood	2000-02	44	19.9	874
7. Devin Aromashodu	2002-05	38	22.6	860
<b>8. Tristan Davis</b>	<b>2005-pres.</b>	<b>32</b>	<b>25.4</b>	<b>812</b>
9. Brent Fullwood	1983-86	32	22.1	706
10. Rick Neel	1973-75	26	25.9	673

## Kickoff Return Average (Min. 20 returns)

Player	Seasons	Ret	Yards	Avg
1. Rick Neel	1973-75	26	673	25.88
2. James Brooks	1977-80	68	1726	25.382
<b>3. Tristan Davis</b>	<b>2005-pres.</b>	<b>31</b>	<b>798</b>	<b>25.375</b>
4. Markeith Cooper	1996-99	45	1077	23.93
5. Tim Carter	1998-01	40	956	23.90
6. Joe Cribbs	1976-79	22	507	23.05
7. Devin Aromashodu	2002-05	38	860	22.63
8. Herbert Casey	1989-91	21	473	22.52
9. Mike Fuller	1973-74	21	472	22.48
10. Brent Fullwood	1983-86	32	706	22.06

## Rushing Yardage

Player	Seasons	Att	Avg	Yards
1. Bo Jackson	1982-85	650	6.62	4303
2. Carnell Williams	2001-04	741	5.17	3831
3. James Brooks	1977-80	621	5.67	3523
4. Joe Cribbs	1976-79	657	5.13	3368
5. Stephen Davis	1993-95	488	5.76	2811
---				
18. Joe Childress	1953-55	321	5.19	1667
19. Curtis Kuykendall	1944-45	217	7.46	1619
20. Rudi Johnson	2000	324	4.84	1567
21. Terry Henley	1970-72	343	4.47	1534
<b>22. Brad Lester</b>	<b>2004-pres.</b>	<b>317</b>	<b>4.72</b>	<b>1497</b>
23. Tommy Lorino	1956-58	227	6.55	1486
<b>24. Ben Tate</b>	<b>2006-pres.</b>	<b>284</b>	<b>5.21</b>	<b>1481</b>
25. Monk Gafford	1940-42	221	6.40	1414
26. Mitzi Jackson	1973-75	243	5.65	1373
27. William Andrews	1976-78	267	5.04	1347
28. Ed Dyas	1958-60	261	4.97	1298
29. Tom Bryan	1964-66	265	4.32	1144
30. George Peoples	1978-81	239	4.54	1085
31. Tucker Frederickson	1962-64	260	4.15	1079
32. Bobby Hoppe	1955-57	194	5.56	1078
33. Charlie Hataway	1951-53	282	3.74	1055

## Rushing Touchdowns

Player	Seasons	Att	Yards	Avg	TD
1. Carnell Williams	2001-04	741	3831	5.17	45
2. Bo Jackson	1982-85	650	4303	6.62	43
3. Joe Cribbs	1976-79	657	3368	5.13	34
4. Stephen Davis	1993-95	488	2811	5.76	30
5. Ronnie Brown	2000-04	513	2707	5.28	29
6. Brent Fullwood	1983-86	390	2789	7.15	24
James Brooks	1977-80	621	3523	5.67	24
8. Reggie Ware	1984-87	231	768	3.32	23
<b>9. Brad Lester</b>	<b>2004-pres.</b>	<b>255</b>	<b>1245</b>	<b>4.88</b>	<b>18</b>
James Bostic	1991-93	396	2084	5.26	18
Pat Sullivan	1969-71	151	560	3.71	18
Fob James	1952-55	317	1913	6.03	18
Travis Tidwell	1946-49	440	1006	2.29	18

## Receptions

Player	Seasons	Yards	Avg	Rec
1. Courtney Taylor	2003-06	2098	13.71	153
2. Karsten Bailey	1995-98	2174	14.49	150
3. Terry Beasley	1969-71	2507	17.78	141
4. Tyrone Goodson	1993-97	2283	16.79	136
5. Frank Sanders	1991-94	1998	16.51	121
6. Greg Taylor	1987-90	1217	11.93	102
7. Freddy Weygand	1984-88	1946	19.66	99
8. Ben Obomanu	2002-05	1313	13.54	97
9. Thomas Bailey	1991-94	1243	13.37	93
Lawyer Tillman	1985-88	1808	19.44	93
11. Clifton Robinson	1997-00	1167	12.82	91
<b>12. Rodgeriquus Smith</b>	<b>2004-pres.</b>	<b>1344</b>	<b>14.93</b>	<b>90</b>
Ronney Daniels	1999-00	1446	16.07	90
14. Freddie Hyatt	1965-67	1396	15.86	88
15. Willie Gosha	1993-96	1048	12.33	85

# Auburn Career Records Update

## Receiving Yardage

Player	Seasons	Rec	Yards
1. Terry Beasley.....	1969-71	141	2507
2. Tyrone Goodson.....	1993-97	136	2283
3. Karsten Bailey.....	1995-98	150	2174
4. Courtney Taylor.....	2003-06	153	2098
5. Frank Sanders.....	1991-94	121	1998
6. Freddy Weygand.....	1984-88	99	1946
7. Lawyer Tillman.....	1985-88	93	1808
8. Byron Franklin.....	1977-80	74	1573
9. Ronney Daniels.....	1999-00	90	1446
10. Freddie Hyatt.....	1965-67	88	1396
<b>11. Rodgeriqus Smith.....</b>	<b>2004-pres.</b>	<b>90</b>	<b>1344</b>
12. Devin Aromashodu.....	2002-05	71	1333
13. Alexander Wright.....	1986-89	56	1320
14. Ben Obomanu.....	2002-05	97	1313
15. Thomas Bailey.....	1991-94	93	1243
16. Greg Taylor.....	1987-90	102	1217
17. Clifton Robinson.....	1997-00	91	1167
18. Tim Christian.....	1966-68	78	1126
19. Willie Gosha.....	1993-96	85	1048
20. Marcel Willis.....	1999-02	81	1022
21. Jimmy Phillips.....	1955-57	52	1012

# 2008 Auburn Football Statistics

RECORD	OVERALL	HOME	AWAY	NEUTRAL
ALL GAMES	2-0	2-0	0-0	0-0
CONFERENCE	0-0	0-0	0-0	0-0
NON-CONFERENCE	2-0	2-0	0-0	0-0

DATE	OPPONENT	W/L	SCORE	ATTEND
08/30/2008	ULM	W	34-0	87,451
09/06/2008	SOUTHERN MISS	W	27-13	87,451

TEAM STATISTICS	AU	OPP
SCORING	61	13
Points Per Game	30.5	6.5
FIRST DOWNS	41	32
Rushing	21	7
Passing	18	22
Penalty	2	3
RUSHING YARDAGE	453	121
Yards gained rushing	486	180
Yards lost rushing	33	59
Rushing Attempts	87	57
Average Per Rush	5.2	2.1
Average Per Game	226.5	60.5
TDs Rushing	4	0
PASSING YARDAGE	333	404
Att-Comp-Int	61-34-2	88-53-2
Average Per Pass	5.5	4.6
Average Per Catch	9.8	7.6
Average Per Game	166.5	202.0
TDs Passing	1	2
TOTAL OFFENSE	786	525
Total Plays	148	145
Average Per Play	5.3	3.6
Average Per Game	393.0	262.5
KICK RETURNS: #-Yards	3-56	10-212
PUNT RETURNS: #-Yards	7-171	4-17
INT RETURNS: #-Yards	2-0	2-17
KICK RETURN AVERAGE	18.7	21.2
PUNT RETURN AVERAGE	24.4	4.2
INT RETURN AVERAGE	0.0	8.5
FUMBLES-LOST	5-3	6-3
PENALTIES-Yards	13-108	12-96
Average Per Game	54.0	48.0
PUNTS-Yards	12-525	19-752
Average Per Punt	43.8	39.6
Net punt average	40.7	27.4
TIME OF POSSESSION/Game	29:36	30:24
3RD-DOWN Conversions	9/27	3/32
3rd-Down Pct	33%	9%
4TH-DOWN Conversions	1/1	4/6
4th-Down Pct	100%	67%
SACKS BY-Yards	5-27	2-8
MISC YARDS	0	0
TOUCHDOWNS SCORED	7	2
FIELD GOALS-ATTEMPTS	4-5	0-3
ON-SIDE KICKS	0-0	0-0
RED-ZONE SCORES	8-11 73%	2-4 50%
RED-ZONE TOUCHDOWNS	5-11 45%	2-4 50%
PAT-ATTEMPTS	7-7 100%	1-1 100%
ATTENDANCE	174902	0
Games/Avg Per Game	2/87451	0/0
Neutral Site Games	0/0	0/0

SCORE BY QUARTERS	1st	2nd	3rd	4th	Total
Auburn	14	17	20	10	61
Opponents	0	0	6	7	13

RUSHING	GP	Att	Gain	Loss	Net	Avg	TD	Long	Avg/G
Ben Tate	2	28	197	11	186	6.6	1	49	93.0
Brad Lester	2	26	98	1	97	3.7	1	10	48.5
Eric Smith	2	11	75	1	74	6.7	0	19	37.0
Kodi Burns	2	8	70	2	68	8.5	1	23	34.0
Mario Fannin	2	3	24	0	24	8.0	0	19	12.0
Tristan Davis	1	2	15	0	15	7.5	1	13	15.0
Robert Dunn	2	2	6	0	6	3.0	0	6	3.0
TEAM	1	3	0	4	-4	-1.3	0	0	-4.0
Chris Todd	2	4	1	14	-13	-3.2	0	1	-6.5
<b>Total</b>	<b>2</b>	<b>87</b>	<b>486</b>	<b>33</b>	<b>453</b>	<b>5.2</b>	<b>4</b>	<b>49</b>	<b>226.5</b>
<b>Opponents</b>	<b>2</b>	<b>57</b>	<b>180</b>	<b>59</b>	<b>121</b>	<b>2.1</b>	<b>0</b>	<b>19</b>	<b>60.5</b>

PASSING	G	Effic	Att-Cmp-Int	Pct	Yds	TD	Lng	Avg/G
Chris Todd	2	118.39	30-49-1	61.2	318	1	33	159.0
Kodi Burns	2	27.17	4-12-1	33.3	15	0	7	7.5
<b>Total</b>	<b>2</b>	<b>100.45</b>	<b>34-61-2</b>	<b>55.7</b>	<b>333</b>	<b>1</b>	<b>33</b>	<b>166.5</b>
<b>Opponents</b>	<b>2</b>	<b>101.75</b>	<b>53-88-2</b>	<b>60.2</b>	<b>404</b>	<b>2</b>	<b>24</b>	<b>202.0</b>

RECEIVING	G	No.	Yds	Avg	TD	Long	Avg/G
Rodgeriquis Smith	2	6	78	13.0	0	33	39.0
Ben Tate	2	4	56	14.0	0	27	28.0
Mario Fannin	2	4	22	5.5	0	18	11.0
Chris Slaughter	1	4	13	3.2	1	8	13.0
Tommy Trott	2	3	44	14.7	0	24	22.0
Montez Billings	1	3	30	10.0	0	13	30.0
Robert Dunn	2	2	21	10.5	0	12	10.5
Quindarius Carr	2	2	14	7.0	0	8	7.0
Brad Lester	2	2	13	6.5	0	13	6.5
Tristan Davis	1	1	20	20.0	0	20	20.0
Terrell Zachery	2	1	17	17.0	0	17	8.5
James Swinton	1	1	4	4.0	0	4	4.0
Eric Smith	2	1	1	1.0	0	1	0.5
<b>Total</b>	<b>2</b>	<b>34</b>	<b>333</b>	<b>9.8</b>	<b>1</b>	<b>33</b>	<b>166.5</b>
<b>Opponents</b>	<b>2</b>	<b>53</b>	<b>404</b>	<b>7.6</b>	<b>2</b>	<b>24</b>	<b>202.0</b>

PUNT RETURNS	No.	Yds	Avg	TD	Long
Robert Dunn	7	171	24.4	1	66
<b>Total</b>	<b>7</b>	<b>171</b>	<b>24.4</b>	<b>1</b>	<b>66</b>
<b>Opponents</b>	<b>4</b>	<b>17</b>	<b>4.2</b>	<b>0</b>	<b>9</b>

INTERCEPTIONS	No.	Yds	Avg	TD	Long
Jerraud Powers	1	0	0.0	0	0
Zac Etheridge	1	0	0.0	0	0
<b>Total</b>	<b>2</b>	<b>0</b>	<b>0.0</b>	<b>0</b>	<b>0</b>
<b>Opponents</b>	<b>2</b>	<b>17</b>	<b>8.5</b>	<b>0</b>	<b>15</b>

KICK RETURNS	No.	Yds	Avg	TD	Long
Tristan Davis	1	14	14.0	0	14
Mario Fannin	1	24	24.0	0	24
Philip Pierre-Louis	1	18	18.0	0	18
<b>Total</b>	<b>3</b>	<b>56</b>	<b>18.7</b>	<b>0</b>	<b>24</b>
<b>Opponents</b>	<b>10</b>	<b>212</b>	<b>21.2</b>	<b>0</b>	<b>30</b>

FUMBLE RETURNS	No.	Yds	Avg	TD	Long
Craig Stevens	1	6	6.0	0	6
Michael Goggans	1	9	9.0	1	9
<b>Total</b>	<b>2</b>	<b>15</b>	<b>7.5</b>	<b>1</b>	<b>9</b>
<b>Opponents</b>	<b>0</b>	<b>0</b>	<b>0.0</b>	<b>0</b>	<b>0</b>

# 2008 Auburn Football Statistics

SCORING	TD	FGs	PATs				DXP	Saf	Points
			Kick	Rush	Rcv	Pass			
Wes Byrum	.0	4-5	7-7	0-0	0	0-0	0	0	19
Kodi Burns	.1	0-0	0-0	0-0	0	0-0	0	0	6
Brad Lester	.1	0-0	0-0	0-0	0	0-0	0	0	6
Chris Slaughter	.1	0-0	0-0	0-0	0	0-0	0	0	6
Robert Dunn	.1	0-0	0-0	0-0	0	0-0	0	0	6
Ben Tate	.1	0-0	0-0	0-0	0	0-0	0	0	6
Michael Goggans	.1	0-0	0-0	0-0	0	0-0	0	0	6
Tristan Davis	.1	0-0	0-0	0-0	0	0-0	0	0	6
<b>Total</b>	<b>.7</b>	<b>4-5</b>	<b>7-7</b>	<b>0-0</b>	<b>0</b>	<b>0-0</b>	<b>0</b>	<b>0</b>	<b>61</b>
<b>Opponents</b>	<b>.2</b>	<b>0-3</b>	<b>1-1</b>	<b>0-0</b>	<b>0</b>	<b>0-1</b>	<b>0</b>	<b>0</b>	<b>13</b>

TOTAL OFFENSE	G	Plays	Rush	Pass	Total	Avg/G
Chris Todd	.2	53	-13	318	305	152.5
Ben Tate	.2	28	186	0	186	93.0
Brad Lester	.2	26	97	0	97	48.5
Kodi Burns	.2	20	68	15	83	41.5
Eric Smith	.2	11	74	0	74	37.0
Mario Fannin	.2	3	24	0	24	12.0
Tristan Davis	.1	2	15	0	15	15.0
Robert Dunn	.2	2	6	0	6	3.0
TEAM	.1	3	-4	0	-4	-4.0
<b>Total</b>	<b>.2</b>	<b>148</b>	<b>453</b>	<b>333</b>	<b>786</b>	<b>393.0</b>
<b>Opponents</b>	<b>.2</b>	<b>145</b>	<b>121</b>	<b>404</b>	<b>525</b>	<b>262.5</b>

FIELD GOALS	FGM-FGA	Pct	01-19	20-29	30-39	40-49	50-99	Lg	Blk
Wes Byrum	4-5	80.0	1-1	1-1	1-2	0-0	1-1	52	0

FG SEQUENCE	Auburn	OPPONENTS
ULM	(33),32,(19)	39,45
Southern Miss	(52),(23)	44

Numbers in (parentheses) indicate field goal was made.

PUNTING	No.	Yds	Avg	Long	TB	FC	I20	Blkd
Clinton Durst	.12	525	43.8	58	1	6	4	0
<b>Total</b>	<b>.12</b>	<b>525</b>	<b>43.8</b>	<b>58</b>	<b>1</b>	<b>6</b>	<b>4</b>	<b>0</b>
<b>Opponents</b>	<b>.19</b>	<b>752</b>	<b>39.6</b>	<b>58</b>	<b>3</b>	<b>3</b>	<b>1</b>	<b>0</b>

KICKOFFS	No.	Yds	Avg	TB	OB	Retn	Net	YdLn
Morgan Hull	.7	464	66.3	2	1			
Wes Byrum	.6	394	65.7	0	0			
<b>Total</b>	<b>.13</b>	<b>858</b>	<b>66.0</b>	<b>2</b>	<b>1</b>	<b>212</b>	<b>46.6</b>	<b>23</b>
<b>Opponents</b>	<b>.4</b>	<b>260</b>	<b>65.0</b>	<b>1</b>	<b>0</b>	<b>56</b>	<b>46.0</b>	<b>24</b>

ALL PURPOSE	G	Rush	Rec	PR	KOR	IR	Tot	Avg/G
Ben Tate	.2	186	56	0	0	0	242	121.0
Robert Dunn	.2	6	21	171	0	0	198	99.0
Brad Lester	.2	97	13	0	0	0	110	55.0
R. Smith	.2	0	78	0	0	0	78	39.0
Eric Smith	.2	74	1	0	0	0	75	37.5
Mario Fannin	.2	24	22	0	24	0	70	35.0
Kodi Burns	.2	68	0	0	0	0	68	34.0
Tristan Davis	.1	15	20	0	14	0	49	49.0
Tommy Trott	.2	0	44	0	0	0	44	22.0
Montez Billings	.1	0	30	0	0	0	30	30.0
P. Pierre-Louis	.1	0	0	0	18	0	18	18.0
Terrell Zachery	.2	0	17	0	0	0	17	8.5
Quindarius Carr	.2	0	14	0	0	0	14	7.0
Chris Slaughter	.1	0	13	0	0	0	13	13.0
James Swinton	.1	0	4	0	0	0	4	4.0
TEAM	.1	-4	0	0	0	0	-4	-4.0
Chris Todd	.2	-13	0	0	0	0	-13	-6.5
<b>Total</b>	<b>.2</b>	<b>453</b>	<b>333</b>	<b>171</b>	<b>56</b>	<b>0</b>	<b>1013</b>	<b>506.5</b>
<b>Opponents</b>	<b>.2</b>	<b>121</b>	<b>404</b>	<b>17</b>	<b>212</b>	<b>17</b>	<b>771</b>	<b>385.5</b>

# 2008 Auburn Football Statistics

## Defensive Statistics

DEFENSIVE LEADERS	GP	-----Tackles-----			TFL/Yds	-Sacks-  No-Yards	-----Pass Def-----			----Fumbles----		Bikd Kick	Saf
		Solo	Ast	Total			Int-Yds	BrUp	QBH	Rcv-Yds	FF		
8 Jerraud Powers	2	9	5	14	.	.	1-0	1	1	.	.	.	.
52 Antonio Coleman	2	6	5	11	3.0-15	2.0-13	.	.	3	.	1	.	.
55 Merrill Johnson	2	5	4	9	1.0-6	1.0-6	.	.	1	.	1	.	.
15 Neiko Thorpe	2	6	2	8	.	.	.	2	.	.	1	.	.
4 Zac Etheridge	2	4	4	8	.	.	1-0	.	.	.	.	.	.
17 Josh Bynes	2	1	6	7	.	.	.	.	.	.	.	.	.
59 Chris Evans	2	3	4	7	.	.	.	3	.	.	.	.	.
46 Craig Stevens	2	5	2	7	.	.	.	1	.	1-6	.	.	.
49 Michael Goggans	2	5	1	6	1.0-2	.	.	.	1	1-9	.	.	.
26 Mike McNeil	2	2	4	6	.	.	.	.	.	.	.	.	.
94 Sen'Derrick Marks	2	5	1	6	3.5-10	.	.	.	1	.	.	.	.
6 Walter McFadden	2	4	1	5	1.0-5	.	.	1	.	.	.	.	.
56 Courtney Harden	2	.	5	5	.	.	.	1	.	.	.	.	.
10 Tray Blackmon	2	3	2	5	1.0-2	1.0-2	.	.	1	.	.	.	.
25 D'Antoine Hood	2	2	2	4	.	.	.	.	.	.	.	.	.
93 Mike Blanc	2	2	2	4	0.5-0	.	.	.	.	.	.	.	.
83 Gabe McKenzie	2	3	1	4	.	.	.	.	.	.	.	.	.
99 Tez Doolittle	2	2	1	3	1.0-4	.	.	.	.	.	.	.	.
98 Zach Clayton	2	3	.	3	3.0-10	1.0-6	.	.	.	.	.	.	.
20 Drew Cole	2	1	2	3	.	.	.	.	.	.	.	.	.
45 Antoine Carter	2	2	1	3	.	.	.	.	1	.	.	.	.
11 Mike Slade	2	.	3	3	.	.	.	.	.	.	.	.	.
89 Darvin Adams	2	1	1	2	.	.	.	.	.	.	.	.	.
91 Jake Ricks	2	1	1	2	1.0-4	.	.	.	.	.	.	.	.
39 Spencer Pybus	1	1	.	1	.	.	.	.	.	1-0	.	.	.
32 Eric Smith	2	1	.	1	.	.	.	.	.	.	.	.	.
18 Kodi Burns	2	1	.	1	.	.	.	.	.	.	.	.	.
60 Robert Shiver	2	1	.	1	.	.	.	.	.	.	.	.	.
80 Rodgeriqu Smith	2	1	.	1	.	.	.	.	.	.	.	.	.
<b>Total</b>	<b>2</b>	<b>80</b>	<b>60</b>	<b>140</b>	<b>16-58</b>	<b>5-27</b>	<b>2-0</b>	<b>9</b>	<b>9</b>	<b>3-15</b>	<b>3</b>	<b>.</b>	<b>.</b>
<b>Opponents</b>	<b>2</b>	<b>84</b>	<b>64</b>	<b>148</b>	<b>10.0-31</b>	<b>2-8</b>	<b>2-17</b>	<b>5</b>	<b>13</b>	<b>3-0</b>	<b>4</b>	<b>.</b>	<b>.</b>

## Special Teams Tackles

SPECIAL TEAMS	-----Tackles-----		
	Solo	Ast	Total
20 Drew Cole	1	2	3
52 Antonio Coleman	1	1	2
89 Darvin Adams	1	1	2
8 Jerraud Powers	0	2	2
56 Courtney Harden	0	2	2
25 D'Antoine Hood	1	0	1
32 Eric Smith	1	0	1
39 Spencer Pybus	1	0	1
55 Merrill Johnson	1	0	1
60 Robert Shiver	1	0	1
4 Zac Etheridge	0	1	1
10 Tray Blackmon	0	1	1
11 Mike Slade	0	1	1
59 Chris Evans	0	1	1

## 2008 Scoring Summaries

Plays	Yards	TOP	Qtr	Scoring Play
<b>LOUISIANA-MONROE</b>				
--	--	--	1	M. Goggans 9-yard fumble recovery
--	--	--	1	R. Dunn 66-yard punt return
8	63	2:14	2	W. Byrum 33-yard field goal
3	30	0:52	3	B. Lester 3-yard run
12	77	4:15	3	W. Byrum 19-yard field goal
8	78	3:11	4	C. Slaughter 3-yard pass from C. Todd
<b>SOUTHERN MISS</b>				
6	26	2:04	2	B. Tate 1-yard run
7	76	2:34	2	T. Davis 13-yard run
4	-2	0:46	3	W. Byrum 52-yard field goal
12	75	3:17	3	K. Burns 1-yard run
10	70	4:42	4	W. Byrum 23-yard field goal

Average Scoring Drive: Plays: 7.7 Yards: 54.8 Time: 2:39
--

## 2008 Starting Lineups

### Offense

	WR	TE	LT	LG	C	RG	RT	WR	WR	QB	TB
LOUISIANA-MONROE	R. Smith	Trott	Ziamba	Green	Bosley	Isom	Pugh	Douglas (RB)	Swinton	Burns	Lester
SOUTHERN MISS	R. Smith	Trott	Ziamba	Green	Pugh	Isom	Bosley	E. Smith (RB)	Billings	Todd	Lester
at Mississippi State											
LSU											
TENNESSEE											
at Vanderbilt											
ARKANSAS											
at West Virginia											
at Ole Miss											
UT-MARTIN											
GEORGIA											
at Alabama											

### Defense

	LE	DT	NG	RE	LB	LB	LB	CB	SS	FS	CB
LOUISIANA-MONROE	Goggans	Marks	Blanc	Coleman	Stevens	Blackmon	Johnson	McFadden	McNeil	Etheridge	Powers
SOUTHERN MISS	Goggans	Marks	Blanc	Coleman	Stevens	Blackmon	Johnson	McFadden	McNeil	Etheridge	Powers
at Mississippi State											
LSU											
TENNESSEE											
at Vanderbilt											
ARKANSAS											
at West Virginia											
at Ole Miss											
UT-MARTIN											
GEORGIA											
at Alabama											



# 2008 Game-By-Game Team Statistics

Game	Score	First Downs		Rushing No-Yds-TD	Passing			Total Off. PI-Yds	Punts No-Avg	Fum. F/L	Penalties No-Yds	3rd Dns	Time of Poss
		Tot	Ru-Pa-Pe		C-A-I	Yds	TD						
Louisiana-Monroe at Auburn	0 34	12 19	3-8-1 16-3-0	30-84-0 46-321-1	20-38-0 13-27-1	136 85	0 1	68-220 73-406	11-39.3 7-43.4	2/2 0/0	4-20 7-55	2-18 5-15	31:09 28:51
Southern Miss at Auburn	13 27	20 22	4-14-2 5-15-2	27-37-0 41-132-3	33-50-2 21-34-1	268 248	2 0	77-305 75-380	8-40.0 5-44.2	4/1 5/3	8-76 6-53	1-14 4-12	29:40 30:20
at Mississippi State Auburn													
LSU at Auburn													
Tennessee at Auburn													
at Vanderbilt Auburn													
Arkansas at Auburn													
at West Virginia Auburn													
at Ole Miss Auburn													
Tennessee-Martin at Auburn													
Georgia at Auburn													
at Alabama Auburn													

## Miscellaneous Statistics

### Average Time of Possession (by Quarter)

	<u>1</u>	<u>2</u>	<u>3</u>	<u>4</u>	<u>Total</u>
AUBURN	7:46	6:17	8:42	6:50	29:35
Opponent	7:14	8:42	6:18	8:10	30:24

### Third Down Conversions (by Quarter)

	<u>1</u>	<u>2</u>	<u>3</u>	<u>4</u>	<u>Total</u>
AUBURN	2 of 6	2 of 7	3 of 9	2 of 5	9 of 27
<i>Pct.</i>	<b>33.3</b>	<b>28.6</b>	<b>33.3</b>	<b>40.0</b>	<b>33.3</b>
Opponents	2 of 8	0 of 8	0 of 7	1 of 9	3 of 32
<i>Pct.</i>	<b>25.0</b>	<b>0.0</b>	<b>0.0</b>	<b>11.1</b>	<b>9.4</b>

### Third Down Conversions (by Yardage)

<u>Yards to go</u>	<u>1-3</u>	<u>4-6</u>	<u>7-10</u>	<u>11+</u>	<u>Total</u>
AUBURN	5 of 7	1 of 5	2 of 6	1 of 9	9 of 27
<i>Pct.</i>	<b>71.4</b>	<b>20.0</b>	<b>33.3</b>	<b>11.1</b>	<b>33.3</b>
Opponents	1 of 5	0 of 10	1 of 11	1 of 6	3 of 32
<i>Pct.</i>	<b>20.0</b>	<b>0.0</b>	<b>9.1</b>	<b>16.7</b>	<b>9.4</b>

### Turnovers

Takeaways — 5, Giveaways — 5  
 Difference — Even; Ratio — 1:1  
 Points Off TOs — AU 14, Opp. 7  
 Points Off TOs/Game — AU 7.0, Opp. 3.5

### Kickoffs

Kickoffs — 13  
 Hull — 7 KO, 2 TB, 1 OB  
 Byrum — 6 KO, 0 TB, 0 OB  
 Touchbacks — 2  
 Out of Bounds — 1  
 Opp. Returns — 10 for 212 yards (21.2)  
 On-side kicks — 0-for-0

### Red Zone

AU Scores/Times in Red Zone: 8/11 (.727)  
 AU TDs/Times in Red Zone: 5/11 (.455)  
 Scores (8): 5 TD, 3 FG  
 Non-Scores (3): 2 Fumbles, Missed FG  
 Opp. Scores/Times in Red Zone: 2/4 (.500)  
 Opp. TDs/Times in Red Zone: 2/4 (.500)  
 Scores (2): 2 TD  
 Non-Scores (2): Missed FG, Downs

# 2008 Game-By-Game Individual Statistics

## Rushing

<u>No.-Yds, TD</u>	<u>#18 Burns</u>	<u>#9 Davis</u>	<u>#27 Fannin</u>	<u>#1 Lester</u>	<u>#32 Smith</u>	<u>#44 Tate</u>	<u>#12 Todd</u>
LOUISIANA-MONROE	6-69, 0	DNP	2-21, 0	14-52, 1	9-66, 0	13-115, 0	2-(-2), 0
SOUTHERN MISS	2-(-1), 1	2-15, 1	1-3, 0	12-45, 0	2-8, 0	15-71, 1	2-(-11), 0
at Mississippi State							
LSU							
TENNESSEE							
at Vanderbilt							
ARKANSAS							
at West Virginia							
at Ole Miss							
TENNESSEE-MARTIN							
GEORGIA							
at Alabama							

## Receiving

<u>No.-Yds, TD</u>	<u>#84 Billings</u>	<u>#3 Dunn</u>	<u>#27 Fannin</u>	<u>#13 Hawthorne</u>	<u>#23 Slaughter</u>	<u>#80 Smith</u>	<u>#5 Trott</u>
LOUISIANA-MONROE	DNP	0-0, 0	1-0, 0	0-0, 0	4-13, 1	5-57, 0	0-0, 0
SOUTHERN MISS	3-30, 0	2-21, 0	3-22, 0	0-0, 0	DNP	1-21, 0	3-44, 0
at Mississippi State							
LSU							
TENNESSEE							
at Vanderbilt							
ARKANSAS							
at West Virginia							
at Ole Miss							
TENNESSEE-MARTIN							
GEORGIA							
at Alabama							

<u>No.-Yds, TD</u>	<u>#85 Carr</u>	<u>#82 Swinton</u>	<u>#1 Lester</u>	<u>#44 Tate</u>
LOUISIANA-MONROE	1-6, 0	1-4, 0	0-0, 0	1-5, 0
SOUTHERN MISS	1-8, 0	DNP	2-13, 0	3-51, 0
at Mississippi State				
LSU				
TENNESSEE				
at Vanderbilt				
ARKANSAS				
at West Virginia				
at Ole Miss				
TENNESSEE-MARTIN				
GEORGIA				
at Alabama				

## Passing

<u>C-A-Yds-Int, TD</u>	<u>#18 Burns</u>	<u>#12 Todd</u>
LOUISIANA-MONROE	4-9-15-0, 0	9-18-70-1, 1
SOUTHERN MISS	0-3-0-1, 0	21-31-248-0, 0
at Mississippi State		
LSU		
TENNESSEE		
at Vanderbilt		
ARKANSAS		
at West Virginia		
at Ole Miss		
TENNESSEE-MARTIN		
GEORGIA		
at Alabama		

## Field Goals

<u>Made. (Missed)</u>	<u>#18 Byrum</u>
LOUISIANA-MONROE	33, (32), 19
SOUTHERN MISS	52, 23
at Mississippi State	
LSU	
TENNESSEE	
at Vanderbilt	
ARKANSAS	
at West Virginia	
at Ole Miss	
TENNESSEE-MARTIN	
GEORGIA	
at Alabama	

## Punting

<u>No.-Avg. In 20</u>	<u>#97 Durst</u>
LOUISIANA-MONROE	7-43.4, 4
SOUTHERN MISS	5-44.2, 0
at Mississippi State	
LSU	
TENNESSEE	
at Vanderbilt	
ARKANSAS	
at West Virginia	
at Ole Miss	
TENNESSEE-MARTIN	
GEORGIA	
at Alabama	

# 2008 Game-By-Game Individual Statistics

## Defensive Linemen

<u>Solo+Ast=Total</u>	<u>#93 Blanc</u>	<u>#98 Clayton</u>	<u>#52 Coleman</u>	<u>#49 Goggans</u>	<u>#94 Marks</u>	<u>#83 McKenzie</u>	<u>#91 Ricks</u>
LOUISIANA-MONROE	0+0=0	2+0=2	4+1=5	1+1=2	2+0=2	1+1=2	1+1=2
SOUTHERN MISS	2+2=4	1+0=1	2+4=6	4+0=4	3+1=4	2+0=2	0+0=0
at Mississippi State							
LSU							
TENNESSEE							
at Vanderbilt							
ARKANSAS							
at West Virginia							
at Ole Miss							
TENNESSEE-MARTIN							
GEORGIA							
at Alabama							

## Linebackers

<u>Solo+Ast=Total</u>	<u>#10 Blackmon</u>	<u>#17 Bynes</u>	<u>#59 Evans</u>	<u>#56 Harden</u>	<u>#55 Johnson</u>	<u>#46 Stevens</u>
LOUISIANA-MONROE	1+1=2	1+5=6	2+1=3	0+4=4	3+0=3	2+1=3
SOUTHERN MISS	2+1=3	0+1=1	1+3=4	0+1=1	2+4=6	3+1=4
at Mississippi State						
LSU						
TENNESSEE						
at Vanderbilt						
ARKANSAS						
at West Virginia						
at Ole Miss						
TENNESSEE-MARTIN						
GEORGIA						
at Alabama						

## Defensive Backs

<u>Solo+Ast=Total</u>	<u>#4 Etheridge</u>	<u>#25 Hood</u>	<u>#6 McFadden</u>	<u>#26 McNeil</u>	<u>#8 Powers</u>	<u>#15 Thorpe</u>
LOUISIANA-MONROE	2+1=3	1+2=3	0+0=0	0+0=0	3+3=6	5+2=7
SOUTHERN MISS	2+3=5	1+0=1	4+1=5	2+4=6	6+2=8	1+0=1
at Mississippi State						
LSU						
TENNESSEE						
at Vanderbilt						
ARKANSAS						
at West Virginia						
at Ole Miss						
TENNESSEE-MARTIN						
GEORGIA						
at Alabama						

## Others

<u>Solo+Ast=Total</u>	<u>#45 Carter</u>	<u>#20 Cole</u>	<u>#99 Doolittle</u>	<u>#39 Pybus</u>	<u>#11 Slade</u>
LOUISIANA-MONROE	1+1=2	0+2=2	2+1=3	1+0=1	0+3=3
SOUTHERN MISS	1+0=1	1+0=1	0+0=0	0+0=0	0+0=0
at Mississippi State					
LSU					
TENNESSEE					
at Vanderbilt					
ARKANSAS					
at West Virginia					
at Ole Miss					
TENNESSEE-MARTIN					
GEORGIA					
at Alabama					

## 2008 Player Participation

Player	Pos.	2008 Games Played	2008 Starts	Career Games Played	Career Starts	Consec. Career Starts	Player	Pos.	2008 Games Played	2008 Starts	Career Games Played	Career Starts	Consec. Career Starts
Darvin Adams	WR	2	-	2	-	-	Eric Smith	RB	2	-	2	-	-
Harry Adams	DB	1	-	1	-	-	Rodgeriquis Smith	WR	2	2	35	28	28
Brian Anyadike	RB	-	-	2	-	-	Vance Smith	TE	2	-	2	-	-
Mike Berry	OL	2	-	8	3	-	Craig Stevens	LB	2	2	15	10	3
Montez Billings	WR	1	-	23	9	-	James Swinton	WR	1	1	22	1	1
Tray Blackmon	LB	2	2	17	15	9	Ben Tate	RB	2	-	24	7	-
Mike Blanc	DL	2	2	14	2	2	Patrick Tatum	P	-	-	7	-	-
Jason Bosley	OL	2	2	25	19	15	Christian Thompson	DB	2	-	2	-	-
Kodi Burns	QB	2	1	11	2	-	Neiko Thorpe	DB	2	-	2	-	-
Josh Bynes	LB	2	-	7	-	-	Jackson Timmerman	OL	1	-	2	-	-
Wes Byrum	K	2	-	15	-	-	Chris Todd	QB	2	1	2	1	1
Quindarius Carr	WR	2	-	2	-	-	Tommy Trott	TE	2	2	30	13	2
Antoine Carter	DE	2	-	15	-	-	Jonathan Vickers	DB	2	-	5	-	-
Neil Caudle	QB	1	-	2	-	-	Ryan Williams	DB	-	-	6	-	-
Wade Christopher	LB	-	-	2	-	-	Terrell Zachery	WR	2	-	3	-	-
Zach Clayton	DT	2	-	12	-	-	Lee Ziemba	OT	2	2	15	15	15
Drew Cole	DB	2	-	2	-	-							
Antonio Coleman	DE	2	2	28	9	2							
Jared Cooper	OL	1	-	1	-	-							
Clayton Crofoot	H	2	-	2	-	-							
John Cubelic	WR	-	-	1	-	-							
Tristan Davis	RB	1	-	28	2	-							
Tez Doolittle	DT	2	-	24	-	-							
John Douglas	RB	1	1	1	1	1							
Robert Dunn	WR	2	-	34	3	-							
Clinton Durst	P	2	-	2	-	-							
Bart Eddins	OL	2	-	5	-	-							
Zac Etheridge	SS	2	2	17	14	5							
Chris Evans	LB	2	-	31	9	-							
Mario Fannin	RB	2	-	18	2	-							
Michael Goggans	DE	2	2	15	2	2							
Tyronne Green	OL	2	2	32	15	15							
Courtney Harden	LB	2	-	36	-	-							
Ryan Hastie	RB	1	-	1	-	-							
Tim Hawthorne	WR	2	-	15	3	-							
Adam Herring	LB	2	-	2	-	-							
D'Antoine Hood	DB	2	-	2	-	-							
Morgan Hull	K	2	-	4	-	-							
Byron Isom	OL	2	2	5	2	2							
Merrill Johnson	LB	2	2	35	12	4							
Brad Lester	RB	2	2	32	10	2							
Sen'Derrick Marks	DE	2	2	31	28	28							
Andrew McCain	OL	2	-	17	-	-							
Walter McFadden	DB	2	2	26	2	2							
Gabe McKenzie	TE	2	-	28	-	-							
Mike McNeil	DB	2	2	15	2	2							
Philip Pierre-Louis	WR	1	-	1	-	-							
Jerraud Powers	DB	2	2	28	15	15							
Ryan Pugh	OL	2	2	10	9	5							
Spencer Pybus	LB	2	-	2	-	-							
Chaz Ramsey	OL	-	-	10	10	10							
Jake Ricks	DT	2	-	21	-	-							
Aairon Savage	FS	-	-	19	15	-							
Jomarcus Savage	DL	1	-	1	-	-							
Robert Shiver	DS	2	-	28	-	-							
Ryan Shoemaker	P	-	-	12	-	-							
Mike Slade	DB	2	-	2	-	-							
Chris Slaughter	WR	1	-	13	-	-							
Brent Slusher	LB	-	-	2	-	-							

<b>Top Ten Career Games Played (Active)</b>	
1.	Courtney Harden 36
2.	Merrill Johnson 35
	Rodgeriquis Smith 35
4.	Robert Dunn 34
5.	Tyronne Green 32
	Brad Lester 32
7.	Chris Evans 31
	Sen'Derrick Marks 31
9.	Tommy Trott 30
10.	Antonio Coleman 28
	Tristan Davis 28
	Gabe McKenzie 28
	Jerraud Powers 28
	Robert Shiver 28

<b>Top Ten Career Games Started (Active)</b>	
1.	Sen'Derrick Marks 28
	Rodgeriquis Smith 28
3.	Jason Bosley 19
4.	Aairon Savage 15
	Tray Blackmon 15
	Tyronne Green 15
	Jerraud Powers 15
	Lee Ziemba 15
9.	Zac Etheridge 14
10	Tommy Trott 13

<b>Top Five Consecutive Starts (Active)</b>	
1.	Sen'Derrick Marks 28
	Rodgeriquis Smith 28
3.	Jason Bosley 15
	Tyronne Green 15
	Jerraud Powers 15
	Lee Ziemba 15

# 2008 Superlatives

## Auburn Team Superlatives

Points Scored	.34	vs. ULM (8/30)
Low	.27	vs. Southern Miss (9/6)
First Downs	.22	vs. Southern Miss (9/6)
Low	.19	vs. ULM (8/30)
Rushing Plays	.46	vs. ULM (8/30)
Low	.41	vs. Southern Miss (9/6)
Net Rushing Yards	.321	vs. ULM (8/30)
Low	.132	vs. Southern Miss (9/6)
Passes Attempted	.34	vs. Southern Miss (9/6)
Low	.27	vs. ULM (8/30)
Passes Completed	.21	vs. Southern Miss (9/6)
Low	.13	vs. ULM (8/30)
Had Intercepted	.1	vs. ULM (8/30)
Low	.1	vs. Southern Miss (9/6)
Low	.1	vs. ULM (8/30)
Low	.1	vs. Southern Miss (9/6)
Net Passing Yards	.248	vs. Southern Miss (9/6)
Low	.85	vs. ULM (8/30)
Total Offensive Plays	.75	vs. Southern Miss (9/6)
Low	.73	vs. ULM (8/30)
Total Net Offense	.406	vs. ULM (8/30)
Low	.380	vs. Southern Miss (9/6)
Fumbles	.5	vs. Southern Miss (9/6)
Low	.0	vs. ULM (8/30)
Fumbles Lost	.3	vs. Southern Miss (9/6)
Low	.0	vs. ULM (8/30)
Penalties	.7	vs. ULM (8/30)
Low	.6	vs. Southern Miss (9/6)
Penalty Yards	.55	vs. ULM (8/30)
Low	.53	vs. Southern Miss (9/6)

## Auburn Individual Superlatives

Rushing Attempts	.15	by Ben Tate vs. Southern Miss (9/6)
Net Rushing Yards	.115	by Ben Tate vs. ULM (8/30)
Rushing TDs	.1	four times
Pass Attempts	.31	by Chris Todd vs. Southern Miss (9/6)
Pass Completions	.21	by Chris Todd vs. Southern Miss (9/6)
Had Intercepted	.1	by Chris Todd vs. ULM (8/30)
Low	.1	by Kodi Burns vs. Southern Miss (9/6)
Net Passing Yards	.248	by Chris Todd vs. Southern Miss (9/6)
Passing TDs	.1	by Chris Todd vs. ULM (8/30)
Receptions	.5	by Rodgeriquis Smith vs. ULM (8/30)
Receiving Yards	.57	by Rodgeriquis Smith vs. ULM (8/30)
TD Receptions	.1	by Chris Slaughter vs. ULM (8/30)
Punts	.7	by Clinton Durst vs. ULM (8/30)
Punt Average	.44.2	by Clinton Durst vs. Southern Miss (9/6)
Punts Inside 20	.4	by Clinton Durst vs. ULM (8/30)
Punt Returns	.4	by Robert Dunn vs. Southern Miss (9/6)
Punt Return Yards	.103	by Robert Dunn vs. Southern Miss (9/6)
Kickoff Returns	.1	three times
Kickoff Return Yards	.24	by Mario Fannin vs. Southern Miss (9/6)
FG Attempts	.3	by Wes Byrum vs. ULM (8/30)
FG Made	.2	by Wes Byrum vs. ULM (8/30)
Low	.2	by Wes Byrum vs. Southern Miss (9/6)
Interceptions	.1	by Jeraud Powers vs. Southern Miss (9/6)
Low	.1	by Zac Etheridge vs. Southern Miss (9/6)
Interception Yards	.-	

## Auburn Individual Long Plays

Rushing	.49	by Ben Tate vs. ULM (8/30)
Passing	.33	by Chris Todd vs. ULM (8/30)
Receiving	.33	by Rodgeriquis Smith vs. ULM (8/30)
Field Goal	.52	by Wes Byrum vs. Southern Miss (9/6)
Punt	.58	by Clinton Durst vs. ULM (8/30)
Punt Return	.66	by Robert Dunn vs. ULM (8/30)
Kickoff Return	.24	by Mario Fannin vs. Southern Miss (9/6)
Interception Return	.-	

## Opponent Team Superlatives

Points Scored	.13	by Southern Miss (9/6)
Low	.0	by ULM (8/30)
First Downs	.20	by Southern Miss (9/6)
Low	.12	by ULM (8/30)
Rushing Plays	.30	by ULM (8/30)
Low	.27	by Southern Miss (9/6)
Net Rushing Yards	.84	by ULM (8/30)
Low	.37	by Southern Miss (9/6)
Passes Attempted	.50	by Southern Miss (9/6)
Low	.38	by ULM (8/30)
Passes Completed	.33	by Southern Miss (9/6)
Low	.20	by ULM (8/30)
Had Intercepted	.2	by Southern Miss (9/6)
Low	.0	by ULM (8/30)
Net Passing Yards	.268	by Southern Miss (9/6)
Low	.136	by ULM (8/30)
Total Offensive Plays	.77	by Southern Miss (9/6)
Low	.68	by ULM (8/30)
Total Net Offense	.305	by Southern Miss (9/6)
Low	.220	by ULM (8/30)
Fumbles	.4	by Southern Miss (9/6)
Low	.2	by ULM (8/30)
Fumbles Lost	.2	by ULM (8/30)
Low	.1	by Southern Miss (9/6)
Penalties	.8	by Southern Miss (9/6)
Low	.4	by ULM (8/30)
Penalty Yards	.76	by Southern Miss (9/6)
Low	.20	by ULM (8/30)

## Opponent Individual Superlatives

Rushing Attempts	.15	by Frank Goodin of ULM (8/30)
Net Rushing Yards	.39	by Frank Goodin of ULM (8/30)
Rushing TDs	.-	
Pass Attempts	.50	by Austin Davis of Southern Miss (9/6)
Pass Completions	.33	by Austin Davis of Southern Miss (9/6)
Had Intercepted	.2	by Austin Davis of Southern Miss (9/6)
Net Passing Yards	.268	by Austin Davis of Southern Miss (9/6)
Passing TDs	.2	by Austin Davis of Southern Miss (9/6)
Receptions	.12	by Shawn Nelson of Southern Miss (9/6)
Receiving Yards	.118	by Shawn Nelson of Southern Miss (9/6)
TD Receptions	.2	by Shawn Nelson of Southern Miss (9/6)
Punts	.10	by Scott Love of ULM (8/30)
Punt Average	.40.0	by Britt Barefoot of Southern Miss (9/6)
Punts Inside 20	.1	by Scott Love of ULM (8/30)
Punt Returns	.2	by Andre Watson of Southern Miss (9/6)
Punt Return Yards	.9	by J.J. McCoy of ULM (8/30)
Kickoff Returns	.4	by Luther Ambrose of ULM (8/30)
Kickoff Return Yards	.89	by Luther Ambrose of ULM (8/30)
FG Attempts	.1	three times
Low	.1	last by Britt Barefoot of Southern Miss (9/6)
FG Made	.-	
Interceptions	.1	by Cardia Jackson of ULM (8/30)
Low	.1	by C.J. Bailey of Southern Miss (9/6)
Interception Yards	.15	by C.J. Bailey of Southern Miss (9/6)

## Opponent Individual Long Plays

Rushing	.19	by Kinsmon Lancaster of ULM (8/30)
Passing	.24	by Austin Davis of Southern Miss (9/6)
Receiving	.24	by Austin Davis of Southern Miss (9/6)
Field Goal	.-	
Punt	.58	by Britt Barefoot of Southern Miss (9/6)
Punt Return	.9	by J.J. McCoy of ULM (8/30)
Kickoff Return	.30	by Luther Ambrose of ULM (8/30)
Interception Return	.15	by C.J. Bailey of Southern Miss (9/6)

## 2008 Plays Of 20+ Yards

Yards	Type	Player(s)	Opponent	Qtr.
49	run	Ben Tate	ULM	2nd
33	pass	Rodgeriquis Smith from Chris Todd	ULM	4th
27	pass	Ben Tate from Chris Todd	Southern Miss	1st
24	pass	Tommy Trott from Chris Todd	Southern Miss	1st
23	run	Kodi Burns	ULM	3rd
21	pass	Rodgeriquis Smith from Chris Todd	Southern Miss	2nd
21	pass	Ben Tate from Chris Todd	Southern Miss	3rd
20	pass	Tristan Davis from Chris Todd	Southern Miss	3rd
20	run	Ben Tate	Southern Miss	4th

### Play Breakdown

#### BY PLAY

Pass.....6  
Run .....3

#### BY GAME

Louisiana-Monroe .....3  
Southern Miss .....6  
at Mississippi State .....-  
LSU .....-  
Tennessee .....-  
at Vanderbilt .....-  
Arkansas .....-  
at West Virginia .....-  
at Ole Miss .....-  
Tennessee-Martin.....-  
Georgia.....-  
at Alabama .....-

#### BY QUARTER

1st .....2  
2nd .....2  
3rd .....3  
4th .....2

#### RUSHING

Ben Tate .....2  
Kodi Burns.....1

#### PASSING

Chris Todd .....6

#### RECEIVING

Rodgeriquis Smith .....2  
Ben Tate .....2  
Tristan Davis .....1  
Tommy Trott.....1

# The Last Time ...

## An Auburn Team

**Had 35 First Downs...** vs. Western Carolina, 2002 (37)  
**Had 30 First Downs...** vs. Tennessee, 2004 (31)  
**Had 400 yards rushing...** vs. Mississippi State, 2003 (405)  
**Had 300 yards rushing...** vs. Louisiana-Monroe, 2008 (321)  
**Had 50 or more rushing attempts...** vs. Arkansas, 2005 (52)  
**Had six or more rushing TDs...** at Kentucky, 2005 (6)  
**Had five or more rushing TDs...** vs. New Mexico State, 2007 (5)  
**Had four or more rushing TDs...** vs. Vanderbilt, 2007 (4)  
**Had 350 or more yards passing...** vs. Tennessee, 2004 (374)  
**Had 300 or more yards passing...** vs. Georgia Tech, 2005 (342)  
**Had 50 or more pass attempts...** vs. Mississippi State, 1997 (54)  
**Had 30 or more pass completions...** vs. Arkansas, 1995 (34)  
**Had five TDs passing...** vs. Louisiana Tech, 2001 (5)  
**Had four TDs passing...** vs. Louisiana Tech, 2004 (4)  
**Had three TDs passing...** vs. Tulane, 2006 (3)  
**Had 500 or more yards total offense...** at Georgia, 2005 (506)  
**Had 80 or more total plays...** vs. Clemson [Chick-fil-A], 2007 (90)  
**Scored 70 or more points...** vs. Louisiana-Monroe, 2003 (73)  
**Scored 60 or more points...** vs. Ball State, 2005 (63)  
**Scored 50 or more points...** vs. New Mexico State, 2007 (55)  
**Scored 40 or more points...** vs. New Mexico State, 2007 (55)  
**Had five or more fumbles...** vs. Southern Miss (5)  
**Did not commit a turnover...** at LSU, 2007  
**Had 200-yard rusher and 100-yard receiver in a game...** vs. Syracuse, 2002 (Carnell Williams [202 rush] and Marcel Willis [113 receiving])  
**Had 150-yard rusher and 150-yard receiver in a game...** at Arkansas, 2001 (Carnell Williams [177 rush] and Tim Carter [156 receiving])  
**Had 100-yard receiver and 100-yard rusher in a game...** at Ole Miss, 2006 (Kenny Irons [106 rush], Courtney Taylor [108 rec])  
**Had two 100-yard rushers in a game...** vs. New Mexico State, 2007 (Ben Tate [111] and Mario Fannin [103])  
**Had two 150-yard rushers in a game...** vs. Mississippi State, 2003 (Brandon Jacobs [182] and Carnell Williams [164])  
**Had three 100-yard rushers in a game ...** vs. Maryland, 1983 (Tommie Agee [219], Lionel James [115] and Bo Jackson [105])  
**Had two 100-yard receivers in a game...** vs. LSU, 1999 (Ronney Daniels [120] and Markeith Cooper [105])  
**Had a 60-yard run and a 60-yard pass in a game ...** vs. Alabama, 2003 (Carnell Williams 80 rush, Jason Campbell to Ben Obomanu 64 pass)  
**Had three players with 2 rushing TDs...** vs. Louisiana-Monroe, 2003 (Carnell Williams [2], Brandon Jacobs [2], Tre Smith [2])  
**Had two players with seven or more catches in a game ...** Courtney Taylor vs. Alabama, 2003 (7), Silas Daniels vs. Alabama, 2003 (7)  
**Scored a touchdown on offense, defense and special teams...** vs. Louisiana-Monroe, 2008 (2 offense [1 pass, 1 rush], 1 defense [fumble return], 1 special team [punt return])  
**Scored on the first offensive play ...** vs. Alabama, 2003 (Carnell Williams, 80 yard run)  
**Returned a punt for a TD...** vs. Louisiana-Monroe, 2008 (Robert Dunn) [66 yards]  
**Returned a kickoff for a TD...** vs. Ball State, 2005 (Brad Lester) [93 yards]  
**Returned three Interceptions for TDs...** vs. LSU, 1994 (Ken Alvis, Fred Smith, Brian Robinson)  
**Returned two Interceptions for TDs...** vs. LSU, 1994 (Ken Alvis, Fred Smith, Brian Robinson)  
**Returned an Interception for a TD...** vs. Tennessee Tech, 2007 (Walter McFadden) [93]  
**Returned two fumbles for TDs...** vs. Vanderbilt, 2002 (Spencer Johnson, Karlos Dansby)  
**Returned a fumble for a TD...** vs. New Mexico State, 2007 (Pat Sims) [21]  
**Blocked a punt ...** vs. Florida, 2006 (Jeraud Powers)  
**Blocked two punts...** vs. La-Monroe, 2003 (3 - Justin Fetsko [2], Donnay Young)  
**Blocked three punts ...** vs. La-Monroe, 2003 (3 - Justin Fetsko [2], Donnay Young)  
**Returned a blocked punt for a TD...** vs. Florida, 2006 (Tre Smith)  
**Blocked a field goal ...** at Florida, 2007 (Seni'Derrick Marks)  
**Blocked two field goals in a game...** at Georgia, 2001 (Alton Moore, 2)  
**Blocked a PAT attempt ...** vs. Georgia, 2006 (Jonathan Palmer)  
**Blocked two PAT attempt ...** vs. LSU, 1998 (Charles Dorsey, 2)  
**Missed a kicking PAT...** vs. New Mexico State, 2007 (Wes Byrum)  
**Had a punt blocked...** vs. Georgia, 2004 (Kody Bliss)  
**Had a field goal blocked...** vs. New Mexico State, 2007 (Wes Byrum)  
**Had a successful on-side kick...** at South Carolina, 2006 (Matt Clark/Jeraud Powers)  
**Was held scoreless...** vs. Southern California, 2003 (0-23)  
**Was held scoreless at Jordan-Hare Stadium...** vs. Southern California, 2003 (0-23)

**Held an opponent scoreless...** vs. Louisiana-Monroe, 2008 (34-0)  
**Held an opponent scoreless at Jordan-Hare Stadium...** vs. La-Monroe, 2008 (34-0)  
**Held an opponent to five or less first downs...** vs. Ball State, 2001 (5)  
**Held an opponent to 10 or less first downs...** vs. South Carolina, 2005 (7)  
**Intercepted five or more passes...** at Tennessee, 2004 (5)  
**Intercepted four or more passes...** at Tennessee, 2004 (5)  
**Held an opponent to 300 or less yards total offense...** vs. La-Monroe, 2008 (220)  
**Held an opponent to 200 or less yards total offense...** vs. Ole Miss, 2007 (193)  
**Held an opponent to 150 or less yards total offense...** vs. Kentucky, 2004 (110)  
**Held an opponent to 100 or less yards total offense...** vs. Ball State, 2001 (92)  
**Held an opponent to 100 or less yards rushing...** vs. Southern Miss, 2008 (37)  
**Held an opponent to 50 or less yards rushing...** vs. Southern Miss, 2008 (37)  
**Held an opponent to negative yards rushing...** vs. Florida, 2001 (-36)  
**Held an opponent to 100 or less yards passing...** vs. Vanderbilt, 2007 (88)  
**Held an opponent without a touchdown...** vs. Louisiana-Monroe, 2008  
**Scored a safety...** vs. Florida, 2006 (Team)  
**Scored on a fake field goal...** vs. Vanderbilt, 2000 (Duval pass to Diamond)  
**Scored an offensive two-point conversion ...** at Alabama, 2006 (Lee Guess pass from Carl Stewart)  
**Scored two or more offensive two-point conversions...** vs. Florida, 2002 [2]  
**Scored a defensive two-point conversion...** vs. LSU, 1998 (Brad Ware)  
**Had 10 or more penalties...** vs. Vanderbilt, 2007 (11)  
**Had 100 or more penalty yards...** at Ole Miss, 2000 (112)  
**Had 35 minutes time of possession...** vs. Ole Miss, 2007 (36:23)  
**Was involved in a game that ended in a tie...** vs. Georgia, 1994 (23-23)  
**Was involved in an overtime game...** vs. Clemson [Chick-fil-A], 2007 (23-20 win)  
**Won a game without scoring an offensive touchdown ...** at Arkansas, 2007 (9-7)

## An Auburn Player

**Rushed 40 times in a game...** Carnell Williams vs. Syracuse, 2002 (40)  
**Rushed 35 times in a game...** Kenny Irons at Georgia, 2005 (37)  
**Rushed 30 times in a game...** Kenny Irons at Arkansas, 2005 (33)  
**Rushed for 200 yards in a game...** Kenny Irons at LSU, 2005 (218)  
**Rushed for 150 yards in a game...** Ben Tate vs. Tulane, 2006 (156)  
**Rushed for 100 yards in a game...** Ben Tate vs. Louisiana-Monroe, 2008 (115)  
**Rushed for 100 yards in five consecutive games...** Kenny Irons vs. Alabama (103), at Georgia (179), at Kentucky (103), vs. Ole Miss (101), at LSU (218), 2005  
**Rushed for 100 yards in four consecutive games...** Kenny Irons vs. Alabama (103), at Georgia (179), at Kentucky (103), vs. Ole Miss (101)  
**Rushed for 100 yards in three consecutive games...** Kenny Irons vs. Alabama (103), at Georgia (179), at Kentucky (103), 2005  
**Rushed for 100 yards in consecutive games...** Kenny Irons vs. Alabama (103), at Georgia (179), 2005  
**Rushed for 150 yards in three consecutive games...** Carnell Williams vs. Tennessee (185), at Arkansas (150), vs. Mississippi State (164), 2003  
**Rushed for 150 yards in consecutive games...** Kenny Irons at Arkansas (182), at LSU (218), 2005  
**Rushed for 4 or more TDs in a game...** Carnell Williams vs. Mississippi State, 2003 (6)  
**Rushed for 3 or more TDs in a game...** Mario Fannin vs. New Mexico State, 2007 (3)  
**Rushed for 2 or more TDs in four consecutive games...** Carnell Williams vs. Western Carolina (2), vs. Vanderbilt (2), at Miss. State (2), vs. Syracuse (2), 2002  
**Rushed for 2 or more TDs in three consecutive games...** Ronnie Brown at Florida (2), vs. LSU (2), at Ole Miss (3), 2002  
**Rushed for 400 yards in a game...** Ben Leard at Georgia, 1999 (416)  
**Passed for 300 yards in a game...** Brandon Cox, 2005 (342)  
**Attempted 50 passes in a game...** Dameyune Craig vs. Mississippi State, 1997 (54)  
**Attempted 40 passes in a game...** Brandon Cox at LSU, 2005 (40)  
**Threw five TDs in a game...** Daniel Cobb vs. Louisiana Tech, 2001 (5)  
**Threw four TDs in a game...** Daniel Cobb vs. Louisiana Tech, 2001 (5)  
**Threw three TDs in a game...** Brandon Cox vs. Tulane, 2006 (3)  
**Had 400 yards total offense in a game...** Jason Campbell vs. Tennessee, 2004 (431)  
**Had 300 yards total offense in a game...** Brandon Cox, vs. Georgia Tech 2005 (311)  
**Accounted for four or more TDs in a game...** Carnell Williams vs. Mississippi State, 2003 (6)  
**Accounted for three or more TDs in a game...** Mario Fannin vs. New Mexico St., 2007 (3)  
**Caught 15 passes in a game...** Willie Goshua vs. Arkansas, 1995 (17)  
**Caught 10 or more passes in a game...** Ronney Daniels vs. Central Florida, 1999 (10)  
**Caught seven or more passes in a game...** Rod Smith vs. Ole Miss, 2007 (8)  
**Had 200 or more yards receiving in a game...** Ronney Daniels at Georgia, 1999 (249)  
**Had 150 or more yards receiving in a game...** Ben Obomanu vs. Ole Miss, 2003 (150)

# The Last Time ...

**Had 100 or more yards receiving in a game...** Rod Smith vs. Ole Miss (111)  
**Had 100 yards receiving in consecutive games...** Courtney Taylor at Ole Miss (108); vs. Arkansas State (116), 2006  
**Caught four or more TD passes in a game...** Alexander Wright vs. Pacific, 1987 (4)  
**Caught three or more TD passes in a game...** Alexander Wright vs. Pacific 1987, (4)  
**Caught two or more TD passes in a game...** Robert Dunn vs. Tennessee Tech, 2007 (2)  
**Scored 15 or more points kicking...** John Vaughn vs. Washington State, 2006 (16)  
**Scored 10 or more points kicking...** Wes Byrum vs. Louisiana-Monroe, 2008 (10)  
**Kicked five or more field goals in a game...** Jaret Holmes vs. UAB, 1996 (5)  
**Kicked four or more field goals in a game...** John Vaughn vs. Florida, 2006 (4)  
**Had 100 punt return yards in a game...** Robert Dunn vs. Southern Miss, 2008 (103)  
**Scored four or more TDs...** Carnell Williams vs. Mississippi State, 2003 (6 rush)  
**Scored three or more TDs...** Mario Fannin vs. New Mexico State, 2007 (3 rush)  
**Scored a rushing and receiving TD in a game...** Carl Stewart vs. Nebraska [AT&T Cotton], 2007  
**Had an 80-yard run...** Carnell Williams vs. Alabama, 2003 (80)  
**Had a 70-yard run...** Tristan Davis at Kentucky, 2005 (75)  
**Had a 60-yard run...** Mario Fannin vs. New Mexico Stgate, 2007 (67)  
**Completed an 80-yard pass...** Jason Campbell to Silas Daniels vs. Louisiana Tech, 2004 (87)  
**Completed a 70-yard pass...** Jason Campbell to Silas Daniels vs. Louisiana Tech, 2004 (87)  
**Completed a 60-yard pass...** Brandon Cox to Devin Aromashodu at Georgia, 2005 (62)  
**Kicked a field goal of 50 or more yards...** Wes Byrum vs. Southern Miss, 2008 (52)  
**Kicked a field goal of 50 or more yards in consecutive games...** John Vaughn, 2006; at Mississippi State (55), vs. Washington State (52)  
**Kicked two field goals of 50 or more yards in a game...** Win Lyle vs. Tennessee, 1987 [55, 52]  
**Had a 70-yard punt...** Kody Bliss vs. Tualne, 2006 (71)  
**Had a 60-yard punt...** Ryan Shoemaker vs. New Mexico State, 2007 (67)  
**Blocked a field goal in a game...** Sen'Derrick Marks at Florida, 2007  
**Blocked two field goals in a game...** Alton Moore at Georgia, 2001  
**Blocked a PAT attempt ...** Charles Dorsey vs. LSU, 1998 (2)  
**Blocked two PAT attempts ...** Charles Dorsey vs. LSU, 1998 (2)  
**Blocked a punt in a game...** Jerraud Powers vs. Florida, 2006  
**Blocked two punts in a game...** Justin Fetsko vs. Louisiana-Monroe, 2003 (2)  
**Intercepted three or more passes in a game...** Junior Rosegreen at Tennessee, 2004 (4)  
**Intercepted two or more passes in a game...** Jonathan Wilhite vs. New Mexico State, 2007 (2)  
**Intercepted a pass in consecutive games...** Jerraud Powers, 2007; at Georgia; vs. Alabama, 2007  
**Intercepted a pass in three consecutive games...** Jerraud Powers, 2007; vs. Tennessee Tech, at Georgia; vs. Alabama  
**Recovered two fumbles in a game...** Sen'Derrick Marks at Alabama, 2006 (2)  
**Forced two fumbles in a game...** Quentin Groves at Alabama, 2006 (2)

## An Auburn Opponent

**Scored 50 or more points...** Georgia, 1996 (56) [4 OT]  
**Scored 40 or more points...** Arkansas, 2001 (42)  
**Had 350 or more yards rushing...** Arkansas, 2002 (426)  
**Had 300 or more yards rushing...** Arkansas, 2002 (426)  
**Had 250 or more yards rushing...** Arkansas, 2006 (279)  
**Had 50 or more rushing attempts...** South Florida, 2007 (52)  
**Had 400 yards passing...** Louisiana Tech, 2000 (433)  
**Had 350 yards passing...** Tennessee, 2003 (355)  
**Had 300 yards passing...** LSU, 2007 (319)  
**Had 50 or more pass attempts...** Kansas State, 2007 (57)  
**Had 40 or more pass attempts...** Kansas State, 2007(57)  
**Had 30 or more pass completions...** Kansas State, 2007 (32)  
**Had 25 or more pass completions...** Kentucky, 2005 (26)  
**Had four or more TDs passing...** Florida, 2000 [SEC Championship] (4)  
**Had three or more TDs passing...** LSU, 2007 (3)  
**Had five passes intercepted...** Tennessee, 2004 (5)  
**Had four passes intercepted...** LSU, 2002 (4)  
**Had 600 yards total offense...** Florida, 1996 (625)  
**Had 500 yards total offense...** Wisconsin, 2006 [Capital One] (548)  
**Had 400 yards total offense...** at Georgia, 2007 (417)  
**Had five or more fumbles...** South Carolina, 2005 (5)  
**Lost four or more fumbles...** at Mississippi State, 2002 (4)  
**Returned a punt for a TD...** LSU, 2005 (Skyler Green, 66 yards)  
**Returned a kickoff for a TD...** Alabama, 2003 (Brandon Brooks, 96 yards)

**Returned an interception for a TD...** Mississippi State, 2007 (Derek Pegues) (20 yards)  
**Returned a fumble for a TD...** Arkansas, 1997 (C.J. McLain) (52 yards)  
**Blocked an Auburn punt...** Georgia, 2004  
**Blocked an Auburn field goal...** New Mexico State, 2007 (Mark Pole)  
**Held Auburn to 300 yards total offense...** Alabama, 2007 (282)  
**Held Auburn to 200 yards total offense...** Nebraska [AT&T Cotton], 2007 (178)  
**Held Auburn below 100 yards rushing...** LSU, 2007 (97)  
**Held Auburn below 50 yards rushing...** Georgia Tech, 2003 (40)  
**Held Auburn to negative yards rushing...** Tennessee, 1997 (-15)  
**Held Auburn below 100 yards passing...** Louisiana-Monroe, 2008 (85)  
**Held Auburn to 10 or less first downs...** Georgia, 2006 (9)  
**Had 10 or more penalties...** Arkansas, 2007 (10)  
**Had 100 or more yards in penalties...** Arkansas, 2007 (100)  
**Had two 100-yard rushers in a game...** Arkansas, 2006 [Darren McFadden, 145; Felix Jones, 104]  
**Had two 100-yard receivers in a game...** Tulane, 2006 [Preston Brown, 139; Damarcus Davis, 126]  
**Had a 100-yard rusher and a 100-yard receiver...** Tulane, 2006 [Matt Forte, 117; Preston Brown, 139 rec.; Damarcus Davis, 126 rec.]  
**Had a 100-yard rusher and two 100-yard receivers...** Tulane, 2006 [Matt Forte, 117; Preston Brown, 139 rec.; Damarcus Davis, 126 rec.]  
**Did Not Have a Turnover ...** vs. South Florida, 2007  
**Scored a safety...** Alabama, 2003 (Anthony Bryant tackles Carnell Williams)  
**Scored a two-point conversion...** Alabama, 2005  
**Had 35 minutes time of possession...** Georgia, 2006 (38:12)

## An Opposing Player

**Rushed for 200 yards in a game...** Brian Calhoun, Wisconsin, 2006 (213)  
**Rushed for 150 yards in a game...** Brian Calhoun, Wisconsin, 2006 (213)  
**Rushed for 100 yards in a game...** C.J. Spiller, Clemson [Chick-fil-A], 2007 (112)  
**Passed for 400 yards in a game...** Luke McCown, La. Tech, 2000 (433)  
**Passed for 350 yards in a game...** Casen Clausen, Tennessee, 2003 (355)  
**Passed for 300 yards in a game...** Matt Flynn, LSU, 2007 (319)  
**Attempted 50 passes in a game...** Josh Freeman, Kansas State, 2007 (57)  
**Attempted 40 passes in a game...** Chase Holbrook, New Mexico State, 2007 (40)  
**Completed 25 passes in a game...** Chase Holbrook, New Mexico State, 2007 (29)  
**Threw three or more TD passes in a game...** Matt Mauck, LSU, 2003 (3)  
**Had 400 yards total offense...** Luke McCown, La. Tech, 2000 (436)  
**Had 350 yards total offense...** Matt Flynn, LSU, 2007 (353)  
**Accounted for 3 or more TDs...** Matt Flynn, LSU, 2007 (3)  
**Caught 10 or more passes...** Shawn Nelson, Southern Miss, 2008 (12)  
**Caught seven or more passes...** Shawn Nelson, Southern Miss, 2008 (12)  
**Had 100 yards receiving...** Shawn Nelson, Southern Miss, 2008 (118)  
**Had 200 yards receiving...** Charles Lee, Central Florida, 1999 (203)  
**Caught three or more TD passes...** Chris Collins, Ole Miss, 2002 (3)  
**Scored three TDs...** Chris Collins, Ole Miss, 2002 (3 receiving)  
**Had a 90-yard run...** Guy Minor, LSU, 1936 (90)  
**Had an 80-yard run...** C.J. Spiller, Clemson [Chick-fil-A], 2007 (83) [TD]  
**Had a 70-yard run...** C.J. Spiller, Clemson [Chick-fil-A], 2007 (83) [TD]  
**Had a 60-yard run...** C.J. Spiller, Clemson [Chick-fil-A], 2007 (83) [TD]  
**Completed an 80-yard pass...** Bryan Randall to Josh Morgan, Virginia Tech, 2004 (80) [TD]  
**Completed a 70-yard pass...** Bryan Randall to Josh Morgan, Virginia Tech, 2004 (80) [TD]  
**Completed a 60-yard pass...** Andre' Woodson to Rafael Little, Kentucky, 2005 (65)  
**Kicked a 50-yard field goal...** Steve Lindsey, Ole Miss, 1997 (52)  
**Had a 70-yard punt...** Blake McAdams, Mississippi State, 2007 (73)  
**Had a 60-yard punt...** Blake McAdams, Mississippi State, 2007 (73)  
**Made three or more FGs ...** Colt David, LSU, 2007 (3)