

# **2005-06 xavier basketball**



## **HISTORY & RECORDS**



**WINS**

31	.....	(31-3) - 2000-01
26	.....	(26-5) - 1999-00
24	.....	(24-9) - 1998-99
22	.....	(22-10) - 2004-05
21	.....	(21-9) - 1992-93
20	.....	(20-10) - 1993-94
20	.....	(20-10) - 2002-03
19	.....	(19-10) - 1991-92
17	.....	(17-12) - 1997-98
17	.....	(17-13) - 2003-04

**SCORING**

2517	.....	(34 games) - 2000-01
2435	.....	(33 games) - 1998-99
2327	.....	(30 games) - 1992-93
2279	.....	(30 games) - 1999-00
2216	.....	(29 games) - 1993-94
2185	.....	(32 games) - 2004-05
2111	.....	(28 games) - 1995-96
2034	.....	(31 games) - 2001-02
2031	.....	(30 games) - 2002-03
1989	.....	(28 games) - 1994-95

**SCORING AVERAGE**

77.6	.....	(30 games) - 1992-93
76.4	.....	(29 games) - 1993-94
76.0	.....	(30 games) - 1999-00
75.4	.....	(28 games) - 1995-96
74.0	.....	(34 games) - 2000-01
73.8	.....	(33 games) - 1998-99
73.6	.....	(25 games) - 1990-91
71.0	.....	(28 games) - 1994-95
69.3	.....	(27 games) - 1996-97
68.3	.....	(32 games) - 2004-05

**FIELD GOALS MADE**

905	.....	(34 games) - 2000-01
899	.....	(33 games) - 1998-99
897	.....	(30 games) - 1992-93
838	.....	(30 games) - 1999-00
825	.....	(29 games) - 1993-94
809	.....	(32 games) - 2004-05
771	.....	(28 games) - 1995-96
744	.....	(31 games) - 2001-02
719	.....	(25 games) - 1990-91
706	.....	(30 games) - 2002-03

**FIELD GOALS ATTEMPTED**

1949	.....	(30 games) - 1992-93
1849	.....	(29 games) - 1993-94
1842	.....	(32 games) - 2004-05
1804	.....	(33 games) - 1998-99
1758	.....	(28 games) - 1994-95
1741	.....	(34 games) - 2000-01
1723	.....	(28 games) - 1995-96
1701	.....	(25 games) - 1990-91
1688	.....	(31 games) - 2001-02
1687	.....	(30 games) - 1999-00

**FIELD GOAL PERCENTAGE**

.520	.....	(905-1741) - 2000-01
.498	.....	(899-1804) - 1998-99
.497	.....	(838-1687) - 1999-00
.460	.....	(897-1949) - 1992-93
.447	.....	(771-1723) - 1995-96
.446	.....	(825-1849) - 1993-94
.441	.....	(744-1688) - 2001-02
.440	.....	(655-1489) - 1997-98
.439	.....	(809-1842) - 2004-05
.431	.....	(672-1559) - 1996-97

**3-POINT FIELD GOALS MADE**

240	.....	(34 games) - 2000-01
207	.....	(32 games) - 2004-05
203	.....	(30 games) - 1999-00
196	.....	(31 games) - 2001-02
182	.....	(30 games) - 2002-03
177	.....	(33 games) - 1998-99
154	.....	(29 games) - 1993-94
154	.....	(30 games) - 2003-04
147	.....	(28 games) - 1995-96
138	.....	(29 games) - 1997-98

**3-POINT FIELD GOALS ATTEMPTED**

629	.....	(32 games) - 2004-05
589	.....	(31 games) - 2001-02
569	.....	(34 games) - 2000-01
541	.....	(30 games) - 1999-00
508	.....	(30 games) - 2002-03
491	.....	(30 games) - 2003-04
459	.....	(33 games) - 1998-99
447	.....	(29 games) - 1997-98
428	.....	(28 games) - 1994-95
418	.....	(28 games) - 1995-96

**3-POINT FG PERCENTAGE**

.422	.....	(240-569) - 2000-01
.387	.....	(136-351) - 1992-93
.386	.....	(177-459) - 1998-99
.375	.....	(203-541) - 1999-00
.370	.....	(154-416) - 1993-94
.369	.....	(76-206) - 1990-91
.358	.....	(182-508) - 2002-03
.352	.....	(147-418) - 1995-96
.333	.....	(196-589) - 2001-02
.329	.....	(207-629) - 2004-05

**FREE THROWS MADE**

468	.....	(28 games) - 1994-95
467	.....	(34 games) - 2000-01
460	.....	(33 games) - 1998-99
437	.....	(30 games) - 2002-03
422	.....	(28 games) - 1995-96
412	.....	(29 games) - 1993-94
408	.....	(27 games) - 1996-97
402	.....	(29 games) - 1997-98
400	.....	(30 games) - 1999-00
397	.....	(30 games) - 1992-93

**FREE THROWS ATTEMPTED**

692	.....	(34 games) - 2000-01
685	.....	(28 games) - 1994-95
663	.....	(33 games) - 1998-99
635	.....	(29 games) - 1997-98
605	.....	(27 games) - 1996-97
605	.....	(30 games) - 1992-93
596	.....	(28 games) - 1995-96
584	.....	(29 games) - 1993-94
569	.....	(30 games) - 2002-03
544	.....	(25 games) - 1990-91

**FREE THROW PERCENTAGE**

.768	.....	(437-569) - 2002-03
.749	.....	(400-534) - 1999-00
.719	.....	(360-501) - 2004-05
.708	.....	(422-596) - 1995-96
.705	.....	(412-584) - 1993-94
.694	.....	(460-663) - 1998-99
.685	.....	(358-523) - 2003-04
.684	.....	(350-512) - 2001-02
.683	.....	(468-685) - 1994-95
.675	.....	(467-692) - 2000-01

**REBOUNDS**

1259	.....	(433o-826d) - 1992-93
1257	.....	(412o-845d) - 1993-94
1239	.....	(469o-770d) - 1994-95
1179	.....	(361o-818d) - 1998-99
1177	.....	(384o-793d) - 2004-05
1122	.....	(316o-806d) - 2000-01
1078	.....	(316o-762d) - 1999-00
1070	.....	(370o-700d) - 2003-04
1041	.....	(360o-681d) - 1995-96
1021	.....	(406o-615d) - 1990-91

**REBOUNDING AVERAGE**

44.2	.....	(28 games) - 1994-95
43.3	.....	(29 games) - 1993-94
42.0	.....	(30 games) - 1992-93
40.8	.....	(25 games) - 1990-91
37.2	.....	(28 games) - 1995-96
36.8	.....	(32 games) - 2004-05
35.9	.....	(30 games) - 1999-00
35.7	.....	(33 games) - 1998-99
35.7	.....	(30 games) - 2003-04
33.9	.....	(27 games) - 1996-97

**ASSISTS**

673	.....	2000-01
611	.....	1998-99
566	.....	1999-00
486	.....	1992-93
469	.....	2001-02
463	.....	1993-94
457	.....	1996-97
450	.....	2004-05
431	.....	1995-96
419	.....	1997-98

**ASSISTS AVERAGE**

19.8	.....	(34 games) - 2000-01
18.9	.....	(30 games) - 1999-00
18.5	.....	(33 games) - 1998-99
16.9	.....	(27 games) - 1996-97
16.2	.....	(30 games) - 1992-93
16.0	.....	(29 games) - 1993-94
15.4	.....	(28 games) - 1995-96
15.1	.....	(31 games) - 2001-02
14.4	.....	(29 games) - 1997-98
14.1	.....	(32 games) - 2004-05

**BLOCKED SHOTS**

93	.....	1993-94
77	.....	2000-01
74	.....	1990-91
69	.....	2003-04
68	.....	2004-05
68	.....	1999-00
65	.....	1992-93
59	.....	1995-96
55	.....	1998-99
52	.....	1997-98

**BLOCKED SHOTS AVERAGE**

3.2	.....	(29 games) - 1993-94
3.0	.....	(25 games) - 1990-91
2.3	.....	(30 games) - 2003-04
2.3	.....	(30 games) - 1999-00
2.3	.....	(34 games) - 2000-01
2.2	.....	(30 games) - 1992-93
2.1	.....	(32 games) - 2004-05
2.1	.....	(28 games) - 1995-96
1.8	.....	(29 games) - 1997-98
1.7	.....	(27 games) - 1996-97

**STEALS**

315	.....	1998-99
312	.....	1996-97
302	.....	1990-91
298	.....	2000-01
291	.....	1997-98
290	.....	1999-00
281	.....	1992-93
264	.....	2004-05
249	.....	2003-04
226	.....	1995-96

**STEALS AVERAGE**

12.1	.....	(25 games) - 1990-91
11.6	.....	(27 games) - 1996-97
10.0	.....	(29 games) - 1997-98
9.7	.....	(30 games) - 1999-00
9.5	.....	(33 games) - 1998-99
9.4	.....	(30 games) - 1992-93
8.8	.....	(34 games) - 2000-01
8.3	.....	(30 games) - 2003-04
8.3	.....	(32 games) - 2004-05
8.1	.....	(28 games) - 1995-96





**MOST POINTS**

105 ----- Eastern Kentucky; 11-28-98  
 104 ----- Evansville; 2-19-94  
 103 ----- at Morehead State; 12-1-92  
 102 ----- Duquesne; 2-18-93  
 100 ----- Temple; 1-20-96  
 99 ----- West Virginia; 12-8-92  
 98 ----- at Illinois; 11-30-95  
 97 ----- at Valparaiso; 12-1-90  
 96 ----- Saint Bonaventure; 1-5-99  
 96 ----- Morehead State; 12-11-93  
 96 ----- Loyola; 3-4-93

**FIELD GOALS MADE**

42 ----- at Morehead State; 12-1-92  
 41 ----- Temple; 1-20-96  
 41 ----- Duquesne; 2-18-93  
 38 ----- Morehead State; 12-11-93  
 38 ----- Evansville; 2-19-94  
 37 ----- Loyola; 1-8-94  
 37 ----- at Bowling Green; 12-30-98  
 37 ----- Loyola; 3-4-93  
 36 ----- at Duquesne; 1-16-93  
 36 ----- Butler; 1-21-93  
 36 ----- Saint Bonaventure; 1-5-99  
 36 ----- Wright State; 11-17-98  
 36 ----- Robert Morris; 12-30-96  
 36 ----- UNC-Charlotte; 12-8-99  
 36 ----- Rhode Island; 2-8-96

**FIELD GOALS ATTEMPTED**

84 ----- at Detroit; 1-24-91  
 82 ----- Saint Louis; 1-19-91  
 79 ----- at Chicago; 1-3-91  
 78 ----- Evansville; 1-17-91  
 78 ----- at Dayton; 1-2-93  
 78 ----- Duquesne; 2-18-93  
 78 ----- Rhode Island; 2-8-96  
 77 ----- at Morehead State; 12-1-92  
 76 ----- at Valparaiso; 12-1-90  
 76 ----- Cleveland State; 2-23-95

**FIELD GOAL PERCENTAGE (20 made)**

.743 ----- St. Joseph's; 2-21-98 (26-35)  
 .686 ----- at FU; 2-11-01 (35-51)  
 .667 ----- Middle Tennessee; 12-03-03 (26-39)  
 .638 ----- vs Rhode Island; 2-26-99 (30-47)  
 .632 ----- Rhode Island; 1-14-01 (24-38)  
 .622 ----- at Pittsburgh; 12-28-03 (28-45)  
 .621 ----- UNC-Charlotte; 12-8-99 (36-58)  
 .615 ----- Fordham; 2-13-00 (32-52)  
 .611 ----- at Miami; 12-12-98 (33-54)  
 .610 ----- Wright State; 11-17-98 (36-59)

**3-POINT FIELD GOALS MADE**

14 ----- at Dayton; 1-24-01  
 14 ----- at Duquesne; 2-4-05  
 14 ----- Louisville; 3-16-01  
 13 ----- Kentucky; 12-28-04  
 12 ----- at Illinois; 11-30-95  
 12 ----- Bowling Green; 12-1-99  
 12 ----- at UWGB; 12-2-00  
 12 ----- Detroit Mercy; 2-5-94  
 12 ----- Clemson; 3-18-01  
 12 ----- vs Purdue; 3-26-01  
 12 ----- vs George Washington; 3-5-01

**3-POINT FIELD GOALS ATTEMPTED**

33 ----- Detroit; 2-5-94  
 33 ----- vs Purdue; 3-26-01  
 31 ----- Youngstown State; 12-31-04  
 29 ----- at Dayton; 1-24-01  
 29 ----- vs Grambling State; 12-3-94  
 29 ----- Louisville; 3-16-01  
 27 ----- Dayton; 1-27-05  
 27 ----- Bowling Green; 12-1-99  
 27 ----- Louisville; 12-22-04  
 26 ----- at Massachusetts; 01-23-04  
 26 ----- at Richmond; 02-06-05  
 26 ----- at Fordham; 02-18-05

**3-POINT FG PERCENTAGE (10 made)**

.846 ----- at Cincinnati; 12-11-04 (11-13)  
 .688 ----- at Youngstown State; 2-4-93 (11-16)  
 .667 ----- at Fordham; 2-11-01 (10-15)  
 .667 ----- Clemson; 3-18-01 (12-18)  
 .636 ----- at Duquesne; 2-4-05 (14-22)  
 .632 ----- at Illinois; 11-30-95 (12-19)  
 .625 ----- vs Saint Joseph's; 3-1-99 (10-16)  
 .588 ----- Fordham; 1-4-01 (10-17)  
 .556 ----- at Dayton; 01-30-04 (10-18)  
 .556 ----- Duquesne; 2-18-93 (10-18)

**FREE THROWS MADE**

36 ----- vs Idaho; 12-4-94  
 35 ----- Eastern Kentucky; 11-28-98  
 32 ----- West Virginia; 12-8-92  
 30 ----- at Charlotte; 12-4-98  
 27 ----- Miami; 12-21-96  
 27 ----- Wright State; 3-5-95  
 26 ----- at Evansville; 1-13-94  
 26 ----- at Massachusetts; 1-14-00  
 26 ----- at Toledo; 11-13-98  
 26 ----- at Dayton; 12-10-94  
 26 ----- at Indiana State; 12-2-96  
 26 ----- vs Bucknell; 12-29-94  
 26 ----- Florida State; 2-1-01  
 26 ----- vs Massachusetts; 3-3-01

**FREE THROWS ATTEMPTED**

46 ----- West Virginia; 12-8-92  
 44 ----- vs Idaho; 12-4-94  
 42 ----- Eastern Kentucky; 11-28-98  
 41 ----- at Evansville; 1-13-94  
 41 ----- at Charlotte; 12-4-98  
 37 ----- Miami; 12-21-96  
 36 ----- at Marquette; 1-12-91  
 36 ----- Wichita State; 12-10-95  
 36 ----- Wright State; 3-5-95  
 35 ----- Saint Louis; 1-19-91  
 35 ----- at Northern Illinois; 11-22-96  
 35 ----- at Dayton; 12-10-94  
 35 ----- Massachusetts; 2-19-97

**FREE THROW PERCENTAGE (10 made)**

1.000 ----- Loyola; 1-8-94 (12-12)  
 .938 ----- Maryland; 12-04-04 (15-16)  
 .929 ----- Dayton; 2-6-00 (13-14)  
 .917 ----- at Virginia Tech; 1-30-00 (11-12)  
 .917 ----- UWGB; 11-27-93 (22-24)  
 .905 ----- vs Butler; 3-10-93 (19-21)  
 .895 ----- Notre Dame; 1-5-95 (17-19)  
 .895 ----- at Dayton; 12-21-99 (17-19)  
 .895 ----- Clemson; 3-18-01 (17-19)  
 .889 ----- at Miami(OH); 12-9-93 (16-18)  
 .889 ----- vs Detroit; 3-6-94 (24-27)

**MOST REBOUNDS**

62 ----- at Marquette; 1-12-91  
 61 ----- at Detroit; 2-13-95  
 60 ----- at Valparaiso; 12-1-90  
 58 ----- vs Eastern Kentucky; 1-2-94  
 57 ----- Dayton; 02-27-04  
 57 ----- at Evansville; 1-13-94  
 57 ----- Detroit; 2-5-94  
 55 ----- Bowling Green; 11-29-94  
 54 ----- Wright State; 1-5-91  
 54 ----- at Dayton; 12-10-94  
 54 ----- vs Evansville; 3-5-94

**MOST ASSISTS**


32 ----- Wright State; 11-17-98  
 30 ----- Loyola; 1-8-94  
 30 ----- Charlotte; 12-8-99  
 29 ----- at Middle Tennessee; 12-15-00  
 29 ----- Southern Utah; 2-4-97  
 28 ----- at Duquesne; 1-16-93  
 28 ----- Fordham; 2-13-00  
 27 ----- La Salle; 1-22-94  
 27 ----- Chicago State; 11-29-00  
 27 ----- Duquesne; 2-18-93

**MOST STEALS**

25 ----- Virginia Tech; 1-16-97  
 22 ----- Wright State; 12-31-92  
 21 ----- vs Rhode Island; 2-26-99  
 20 ----- Saint Louis; 1-19-91  
 20 ----- George Washington; 1-4-96  
 20 ----- at Northern Illinois; 11-22-96  
 20 ----- at St. Bonaventure; 2-14-98  
 19 ----- at Morehead State; 12-1-92

**MOST BLOCKED SHOTS**

12 ----- at UC-Riverside; 11-24-00  
 9 ----- vs Eastern Kentucky; 1-2-94  
 8 ----- George Washington; 1-4-96  
 8 ----- at Virginia Tech; 2-5-99  
 7 ----- Dayton; 2-2-94  
 7 ----- at Detroit; 3-3-94  
 6 ----- at Rhode Island; 01-25/04  
 6 ----- Temple; 1-20-96  
 6 ----- at Dayton; 1-24-01  
 6 ----- vs Wake Forest; 12-21-93  
 6 ----- Akron; 12/18/04  
 6 ----- Loyola; 2-7-91  
 6 ----- Loyola; 3-4-93



Junior guard Miranda Green was one of five Musketeers to attempt at least three 3-point field goals vs. Youngstown State on 12/31/04.



**SCORING\***

2036 ----- Jo Ann Osterkamp (111 games) - 1980-84  
 1785 ----- Taru Tuukkanen (127 games) - 1997-01  
 1755 ----- N. Levandusky (127 games) - 1997-01  
 1702 ----- Carol Madsen (88 games) - 1991-94  
 1680 ----- **Tara Boothe** (92 games) - 2002-05  
 1633 ----- Jennifer Phillips (120 games) - 1997-01  
 1607 ----- Lynn Bihn (110 games) - 1991-95  
 1523 ----- Amy Waugh (107 games) - 1999-03  
 1494 ----- Stacey Land (114 games) - 1987-85  
 1376 ----- Judy Smith (113 games) - 1980-84  
 1384 ----- Reetta Piipari (126 games) - 1999-03

**SCORING AVERAGE (50 games)\***

19.3 ----- Carol Madsen (88 games) - 1991-94  
 18.3 ----- **Tara Boothe** (92 games) - 2002-05  
 18.3 ----- Jo Ann Osterkamp (111 games) - 1980-84  
 14.6 ----- Lynn Bihn (110 games) - 1992-95  
 14.2 ----- Amy Waugh (107 games) - 1999-03  
 14.1 ----- Taru Tuukkanen (127 games) - 1997-01  
 13.8 ----- N. Levandusky (127 games) - 1997-01  
 13.6 ----- Jennifer Phillips (120 games) - 1998-02

**FIELD GOALS\***

779 ----- Jo Ann Osterkamp (111 games) - 1980-81  
 736 ----- Taru Tuukkanen (127 games) - 1997-01  
 651 ----- Lynn Bihn (110 games) - 1991-95  
 633 ----- **Tara Boothe** (92 games) - 2002-05  
 623 ----- Carol Madsen (88 games) - 1991-94  
 613 ----- Stacey Land (114 games) - 1981-85  
 612 ----- Nicole Levandusky (123 games) - 1997-01  
 625 ----- Jennifer Phillips (120 games) - 1998-02  
 473 ----- Reetta Piipari (121 games) - 1999-03  
 434 ----- Jenny Rauh (112 games) - 1993-97

**FIELD GOALS ATTEMPTED\***

1465 ----- Jo Ann Osterkamp (111 games) - 1980-84  
 1383 ----- Carol Madsen (88 games) - 1991-94  
 1437 ----- N. Levandusky (127 games) - 1997-01  
 1293 ----- Lynn Bihn (110 games) - 1991-95  
 1285 ----- Stacey Land (114) - 1981-85  
 1270 ----- Judy Smith (113) - 1980-84  
 1267 ----- Taru Tuukkanen (123 games) - 1997-01  
 1205 ----- **Tara Boothe** (92 games) - 2002-05  
 1089 ----- Reetta Piipari (121 games) - 1999-03  
 1088 ----- Jennifer Phillips (120 games) - 1998-02  
 1082 ----- Jenny Rauh (112 games) - 1993-97

**FIELD GOAL PCT (100 made)**

.620 ----- Kate Kreaeger (219-353) - 2000-02  
 .595 ----- Kim Hotz (437-735) - 1996-00  
 .588 ----- Jennifer Phillips (531-903) - 1998-02  
 .562 ----- Taru Tuukkanen (712-1267) - 1997-01  
 .545 ----- Adeola Olanrewaju (183-336) - 2003-05  
 .525 ----- **Tara Boothe** (633-1205) - 2002-05  
 .510 ----- S. Stromberg (172-337) - 1995-97  
 .505 ----- Sheila Flint (248-491) - 1993-97

**3-POINT FIELD GOALS MADE**

287 ----- N. Levandusky (123 games) - 1997-01  
 275 ----- Amy Waugh (103 games) - 1999-03  
 211 ----- Reetta Piipari (121 games) - 1999-03  
 173 ----- Carol Madsen (88 games) - 1991-94  
 141 ----- Amy Siefring (113 games) - 1992-96  
 129 ----- **S. Granderson** (59 games) - 2003-05  
 127 ----- Connie Hamberg (112 games) - 1994-98  
 113 ----- Jenny Rauh (112 games) - 1993-97  
 88 ----- Nikki Kremer (102 games) - 1995-99  
 82 ----- Nicole Like (83 games) - 1991-95

**3-POINT FIELD GOALS ATTEMPTED**

753 ----- N. Levandusky (123 games) - 1997-01  
 661 ----- Amy Waugh (103 games) - 1999-03  
 549 ----- Reetta Piipari (121 games) - 1999-03  
 448 ----- Carol Madsen (88 games) - 1991-94  
 390 ----- **S. Granderson** (59 games) - 2003-05  
 374 ----- Amy Siefring (113 games) - 1992-96  
 359 ----- Connie Hamberg (112 games) - 1994-98  
 335 ----- Jenny Rauh (112 games) - 1993-97  
 241 ----- Nikki Kremer (102 games) - 1995-99  
 225 ----- Nicole Like (83 games) - 1991-95

**3-POINT FG PCT. (50 made)**

.441 ----- Jennifer Parr (60-136) - 1999-01  
 .416 ----- Amy Waugh (275-661) - 1999-03  
 .410 ----- Kim Blanton (50-122) - 1990-91  
 .386 ----- Carol Madsen (173-448) - 1991-94  
 .384 ----- Reetta Piipari (211-549) - 1999-03  
 .381 ----- N. Levandusky (287-753) - 1997-01  
 .377 ----- Amy Siefring (141-374) - 1992-96  
 .365 ----- Nikki Kremer (88-241) - 1995-99  
 .364 ----- Nicole Like (82-225) - 1991-95  
 .354 ----- Connie Hamberg (127-359) - 1994-98

**FREE THROWS MADE**

369 ----- **Tara Boothe** (92 games) - 2002-05  
 350 ----- Amy Siefring (113 games) - 1992-96  
 337 ----- Amy Waugh (103 games) - 1999-03  
 305 ----- Lynn Bihn (110 games) - 1991-95  
 301 ----- Jennifer Phillips (95 games) - 1998-02  
 294 ----- Taru Tuukkanen (123 games) - 1997-01  
 283 ----- Carol Madsen (88 games) - 1991-94  
 231 ----- Connie Hamberg (112 games) - 1994-98  
 217 ----- Nikki Kremer (102 games) - 1995-99  
 213 ----- N. Levandusky (123 games) - 1997-01

**FREE THROWS ATTEMPTED**

515 ----- Lynn Bihn (110 games) - 1991-95  
 485 ----- **Tara Boothe** (92 games) - 2002-05  
 481 ----- Amy Siefring (113 games) - 1992-96  
 450 ----- Taru Tuukkanen (123 games) - 1997-01  
 405 ----- Jennifer Phillips (95 games) - 1998-02  
 397 ----- Amy Waugh (103 games) - 1999-03  
 332 ----- Carol Madsen (88 games) - 1991-94  
 304 ----- Connie Hamberg (112 games) - 1994-98  
 301 ----- Nikki Kremer (102 games) - 1995-99  
 296 ----- N. Levandusky (123 games) - 1997-01

**FREE THROW PCT (50 made)**

.852 ----- Carol Madsen (283-332) - 1991-94  
 .849 ----- Amy Waugh (337-397) - 1999-03  
 .786 ----- Kiesha Brown (103-131) - 1995-97  
 .765 ----- Shavon Bell (65-85) - 2000-02  
 .761 ----- **Tara Boothe** (369-485) - 2002-05  
 .760 ----- Connie Hamberg (231-304) - 1994-98  
 .753 ----- S. Stromberg (55-73) - 1997-98  
 .743 ----- Jennifer Phillips (301-405) - 1998-02  
 .738 ----- **Miranda Green** (141-191) - 2003-05  
 .735 ----- Jenny Rauh (125-170) - 1993-97

**REBOUNDS**

968 ----- Lynn Bihn (360o-608d) - 1991-95  
 823 ----- Taru Tuukkanen (284o-539d) - 1997-01  
 726 ----- **Tara Boothe** (287o-439d) - 2002-05  
 595 ----- Jennifer Phillips (181o-414d) - 1998-02  
 581 ----- Kim Hotz (180o-401d) - 1996-00  
 550 ----- N. Levandusky (159o-391d) - 1997-01  
 485 ----- Alexis Henderson (135o-350d) - 2001-05  
 469 ----- Amy Siefring (161o-308d) - 1992-96  
 462 ----- Carol Madsen (124o-338d) - 1991-94  
 460 ----- **Kristy Wallner** (163o-297d) - 2002-05

**REBOUNDING AVERAGE (25 games)**

8.8 ----- Lynn Bihn (110 games) - 1991-95  
 7.9 ----- **Tara Boothe** (92 games) - 2002-05  
 6.9 ----- Adeola Olanrewaju (54 games) - 2003-05  
 6.7 ----- Taru Tuukkanen (123 games) - 1997-01  
 6.3 ----- Jennifer Phillips (95 games) - 1998-02  
 6.1 ----- Tracey Trgovac (54 games) - 1990-92  
 5.3 ----- Carol Madsen (88 games) - 1991-94  
 5.3 ----- Sheila Flint (85 games) - 1993-97  
 5.1 ----- Kim Hotz (113 games) - 1996-00  
 5.0 ----- **Kristy Wallner** (92 games) - 2002-05

**ASSISTS**

625 ----- Reetta Piipari - 1999-03  
 537 ----- Nikki Kremer - 1995-99  
 518 ----- Carol Madsen - 1991-94  
 491 ----- Amy Waugh - 1999-03  
 297 ----- Amy Siefring - 1992-96  
 281 ----- N. Levandusky - 1997-01  
 257 ----- Nicole Like - 1991-95  
 236 ----- **Kristy Wallner** - 2002-05  
 228 ----- **Miranda Green** - 2003-05  
 202 ----- Sheryl Krmpotich - 1990-92

**ASSISTS AVERAGE (25 games)**

5.9 ----- Carol Madsen (88 games) - 1991-94  
 5.3 ----- Nikki Kremer (102 games) - 1995-99  
 5.2 ----- Reetta Piipari (121 games) - 1999-03  
 4.8 ----- Amy Waugh (103 games) - 1999-03  
 4.4 ----- Sheryl Krmpotich (25 games) - 1990-92  
 3.7 ----- Kiesha Brown (53 games) - 1995-97  
 3.7 ----- **Miranda Green** (62 games) - 2003-05  
 3.3 ----- V. Spann (30 games) - 1992-93  
 3.1 ----- Nicole Like (83 games) - 1991-95

**BLOCKED SHOTS**

101 ----- Taru Tuukkanen - 1997-01  
 78 ----- Carol Madsen - 1991-94  
 60 ----- **Tara Boothe** - 2002-05  
 54 ----- Jennifer Phillips - 1998-02  
 52 ----- Tracey Trgovac - 1990-92  
 29 ----- Susanna Stromberg - 1995-97  
 29 ----- Sheila Flint - 1993-97  
 29 ----- Connie Hamberg - 1994-98  
 28 ----- Janet Haneberg - 1993-94

**STEALS**

364 ----- N. Levandusky - 1997-01  
 187 ----- Nikki Kremer - 1995-99  
 173 ----- Reetta Piipari - 1999-03  
 163 ----- Valerie Spahn - 1990-93  
 162 ----- Amy Siefring - 1992-96  
 144 ----- Taru Tuukkanen - 1997-01  
 140 ----- Carol Madsen - 1991-94  
 128 ----- Kim Hotz - 1996-00  
 120 ----- **Tara Boothe** - 2002-05  
 117 ----- Amy Waugh - 1999-03  
 101 ----- Connie Hamberg - 1994-98

**STEALS AVERAGE (20 games)**

3.1 ----- Valerie Spann (53 games) - 1990-93  
 3.0 ----- Nicole Levandusky (123 games) - 1997-01  
 1.8 ----- Nikki Kremer (102 games) - 1995-99  
 1.6 ----- Carol Madsen (59 games) - 1992-94  
 1.6 ----- Valerie Spann (23 games) - 1990-91  
 1.4 ----- Amy Siefring (113 games) - 1992-96  
 1.4 ----- Reetta Piipari (121 games) - 1999-03

\* denotes records include statistics from before 1990, all other records include data from 1990 to the present.



Senior forward Tara Boothe is in the top-10 of 11 XU Individual Career Categories.



**MOST POINTS**

659	-----	<b>Tara Boothe</b> (32 games) - 2004-05
601	-----	Taru Tuukkanen (32 games) - 2000-01
595	-----	Carol Madsen (30 games) - 1992-93
571	-----	Amy Waugh (30 games) - 2002-03
543	-----	Carol Madsen (29 games) - 1993-94
542	-----	<b>Tara Boothe</b> (30 games) - 2003-04
511	-----	Jennifer Phillips (31 games) - 2000-01
511	-----	Amy Sieftring (28 games) - 1995-96
501	-----	Nicole Levandusky (32 games) - 1998-99
491	-----	Lynn Bihn (28 games) - 1994-95

**SCORING AVERAGE (5 games)**

20.6	-----	<b>Tara Boothe</b> (32 games) - 2004-05
19.8	-----	Carol Madsen (30 games) - 1992-93
19.0	-----	Amy Waugh (30 games) - 2002-03
18.8	-----	Taru Tuukkanen (32 games) - 2000-01
18.7	-----	Carol Madsen (29 games) - 1993-94
18.3	-----	Amy Sieftring (28 games) - 1995-96
18.1	-----	<b>Tara Boothe</b> (30 games) - 2003-04
17.5	-----	Lynn Bihn (28 games) - 1994-95
17.0	-----	Lynn Bihn (24 games) - 1992-93
16.5	-----	Jennifer Phillips (31 games) - 2000-01

**FIELD GOALS MADE**

254	-----	<b>Tara Boothe</b> (32 games) - 2004-05
240	-----	Taru Tuukkanen (32 games) - 2000-01
227	-----	Carol Madsen (30 games) - 1992-93
200	-----	<b>Tara Boothe</b> (30 games) - 2003-04
189	-----	Lynn Bihn (28 games) - 1994-95
189	-----	Jennifer Phillips (33 games) - 1998-99
187	-----	Jennifer Phillips (31 games) - 2000-01
187	-----	Taru Tuukkanen (30 games) - 1999-00
187	-----	Carol Madsen (29 games) - 1993-94
179	-----	<b>Tara Boothe</b> (30 games) - 2002-03

**FIELD GOALS ATTEMPTED**

489	-----	<b>Tara Boothe</b> (32 games) - 2004-05
484	-----	Carol Madsen (30 games) - 1992-93
456	-----	Carol Madsen (29 games) - 1993-94
412	-----	Lynn Bihn (28 games) - 1994-95
409	-----	Nicole Levandusky (32 games) - 1998-99
401	-----	Taru Tuukkanen (32 games) - 2000-01
394	-----	Amy Waugh (30 games) - 2002-03
383	-----	<b>Tara Boothe</b> (30 games) - 2003-04
376	-----	Amy Sieftring (28 games) - 1995-96
364	-----	Nicole Levandusky (32 games) - 2000-01

**FIELD GOAL PCT. (5 made)**

.657	-----	Kim Hotz (111-169) - 1999-00
.646	-----	Kate Kreager (42-65) - 2000-01
.628	-----	Jennifer Phillips (187-298) - 2000-01
.617	-----	Kim Hotz (129-209) - 1998-99
.615	-----	Kate Kreager (177-288) - 2001-02
.599	-----	Taru Tuukkanen (240-401) - 2000-01
.583	-----	Adeola Olanrewaju (109-187) - 2004-05
.574	-----	Jennifer Phillips (189-329) - 1998-99
.574	-----	Taru Tuukkanen (187-326) - 1999-00
.572	-----	Taru Tuukkanen (147-257) - 1998-99

**3-POINT FIELD GOALS**

107	-----	Amy Waugh (30 games) - 2002-03
93	-----	Amy Waugh (30 games) - 2001-02
93	-----	Nicole Levandusky (32 games) - 2000-01
88	-----	Nicole Levandusky (32 games) - 1998-99
71	-----	<b>S. Granderson</b> (32 games) - 2004-05
70	-----	Nicole Levandusky (30 games) - 1999-00
68	-----	Reetta Piipari (32 games) - 2000-01
65	-----	Carol Madsen (30 games) - 1992-93
58	-----	<b>S. Granderson</b> (27 games) - 2003-04
56	-----	Amy Waugh (30 games) - 1999-00

**3-POINT FIELD GOALS ATTEMPTED**

271	-----	Amy Waugh (30 games) - 2002-03
228	-----	Amy Waugh (30 games) - 2001-02
227	-----	Nicole Levandusky (32 games) - 2000-01
214	-----	<b>S. Granderson</b> (32 games) - 2004-05
210	-----	Nicole Levandusky (32 games) - 1998-99
182	-----	Nicole Levandusky (30 games) - 1999-00
176	-----	<b>S. Granderson</b> (27 games) - 2003-04
162	-----	Reetta Piipari (29 games) - 2001-02
161	-----	Carol Madsen (30 games) - 1992-93
153	-----	Reetta Piipari (32 games) - 2000-01

**3-POINT FG PCT. (5 made)**

.625	-----	Sheila Flint (5-8) - 1993-94
.500	-----	Kim Holtz (6-12) - 1997-98
.475	-----	Amy Waugh (56-118) - 1999-00
.467	-----	Jennifer Parr (7-15) - 1999-00
.453	-----	Nikki Kremer (39-86) - 1998-99
.444	-----	Reetta Piipari (68-153) - 2000-01
.444	-----	Nicole Like (28-63) - 1993-94
.438	-----	Jennifer Parr (53-121) - 2000-01
.438	-----	Nikki Kremer (7-16) - 1995-96
.432	-----	Amy Waugh (19-44) - 2000-01

**FREE THROWS MADE**

146	-----	Amy Waugh (30 games) - 2002-03
136	-----	Jennifer Phillips (31 games) - 2000-01
129	-----	Carol Madsen (29 games) - 1993-94
127	-----	<b>Tara Boothe</b> (30 games) - 2003-04
124	-----	Amy Sieftring (28 games) - 1994-95
122	-----	Amy Sieftring (28 games) - 1995-96
121	-----	<b>Tara Boothe</b> (30 games) - 2002-03
121	-----	<b>Tara Boothe</b> (32 games) - 2004-05
120	-----	Taru Tuukkanen (32 games) - 2000-01
113	-----	Lynn Bihn (28 games) - 1994-95

**FREE THROWS ATTEMPTED**

179	-----	Taru Tuukkanen (32 games) - 2000-01
175	-----	Lynn Bihn (28 games) - 1994-95
173	-----	Jennifer Phillips (31 games) - 2000-01
171	-----	Amy Sieftring (28 games) - 1995-96
168	-----	Amy Sieftring (28 games) - 1994-95
167	-----	<b>Tara Boothe</b> (30 games) - 2003-04
165	-----	<b>Tara Boothe</b> (30 games) - 2002-03
165	-----	Amy Waugh (30 games) - 2002-03
153	-----	<b>Tara Boothe</b> (32 games) - 2004-05
149	-----	Carol Madsen (29 games) - 1993-94

**FREE THROW PCT. (50 made)**

.885	-----	Amy Waugh (146-165) - 2002-03
.866	-----	Carol Madsen (129-149) - 1993-94
.846	-----	Janet Haneberg (55-65) - 1993-94
.840	-----	Amy Waugh (63-75) - 1999-00
.839	-----	Amy Waugh (99-118) - 2001-02
.835	-----	Carol Madsen (76-91) - 1992-93
.808	-----	Kiesha Brown (63-78) - 1995-96
.805	-----	Nikki Kremer (91-113) - 1998-99
.791	-----	<b>Tara Boothe</b> (121-153) - 2004-05
.786	-----	Jennifer Phillips (136-173) - 2000-01

**REBOUNDS**

279	-----	Lynn Bihn (98o-181d) - 1994-95
262	-----	Taru Tuukkanen (72o-190d) - 2000-01
257	-----	<b>Tara Boothe</b> (81o-176d) - 2004-05
253	-----	Lynn Bihn (94o-159d) - 1993-94
242	-----	<b>Tara Boothe</b> (110o-132d) - 2002-03
232	-----	Adeola Olanrewaju (114o-118d) - 2004-05
227	-----	<b>Tara Boothe</b> (96o-131d) - 2003-04
214	-----	Jennifer Phillips (61o-153d) - 1998-99
212	-----	Taru Tuukkanen (75o-137d) - 1999-00
202	-----	Lynn Bihn (79o-123d) - 1992-93

**REBOUNDING AVG (20 games)**

10.0	-----	Lynn Bihn (28 games) - 1994-95
8.7	-----	Lynn Bihn (29 games) - 1993-94
8.4	-----	Lynn Bihn (24 games) - 1992-93
8.2	-----	Taru Tuukkanen (32 games) - 2000-01
8.1	-----	<b>Tara Boothe</b> (30 games) - 2002-03
8.0	-----	<b>Tara Boothe</b> (32 games) - 2004-05
7.7	-----	Tracey Tragovac (25 games) - 1990-91
7.6	-----	<b>Tara Boothe</b> (30 games) - 2003-04
7.3	-----	Julie Campbell (24 games) - 1990-91
7.3	-----	Adeola Olanrewaju (32 games) - 2004-05

**ASSISTS**

267	-----	Nikki Kremer - 1998-99
266	-----	Reetta Piipari - 2000-01
212	-----	Carol Madsen - 1993-94
185	-----	Amy Waugh - 2001-02
173	-----	Amy Waugh - 1999-00
170	-----	Carol Madsen - 1992-93
162	-----	Nikki Kremer - 1997-98
153	-----	Reetta Piipari - 2002-03
142	-----	Nicole Like - 1994-95
137	-----	Reetta Piipari - 2001-02

**ASSISTS AVERAGE (20 games)**

8.9	-----	Nikki Kremer (30 games) - 1998-99
8.3	-----	Reetta Piipari (32 games) - 2000-01
7.3	-----	Carol Madsen (29 games) - 1993-94
6.2	-----	Amy Waugh (30 games) - 2001-02
5.8	-----	Amy Waugh (30 games) - 1999-00
5.7	-----	Carol Madsen (30 games) - 1992-93
5.6	-----	Nikki Kremer (29 games) - 1997-98
5.1	-----	Reetta Piipari (30 games) - 2002-03
5.1	-----	Nicole Like (28 games) - 1994-95
4.9	-----	Kiesha Brown (28 games) - 1995-96

**BLOCKED SHOTS**

39	-----	Taru Tuukkanen - 2000-01
37	-----	Carol Madsen - 1993-94
34	-----	Tracey Trgovac - 1990-91
28	-----	Janet Haneberg - 1993-94
27	-----	<b>Tara Boothe</b> - 2003-04
27	-----	Taru Tuukkanen - 1999-00
23	-----	J. Haneberg - 1992-93
23	-----	Carol Madsen - 1992-93
21	-----	Jennifer Phillips - 1999-00
20	-----	Sheila Flint - 1995-96

**BLOCKED SHOTS AVG (20 games)**

1.4	-----	Tracey Trgovac (25 games) - 1990-91
1.3	-----	Carol Madsen (29 games) - 1993-94
1.2	-----	Taru Tuukkanen (32 games) - 2000-01
1.0	-----	Janet Haneberg (29 games) - 1993-94
0.9	-----	<b>Tara Boothe</b> (30 games) - 2003-04
0.9	-----	Taru Tuukkanen (30 games) - 1999-00
0.8	-----	J. Haneberg (30 games) - 1992-93
0.8	-----	Carol Madsen (30 games) - 1992-93
0.7	-----	Sheila Flint (28 games) - 1995-96
0.7	-----	Jennifer Phillips (30 games) - 1999-00

**STEALS**

107	-----	Nicole Levandusky - 2000-01
93	-----	Nicole Levandusky - 1999-00
83	-----	Nicole Levandusky - 1998-99
81	-----	Nicole Levandusky - 1997-98
76	-----	Sheryl Krmpotich - 1990-91
74	-----	Reetta Piipari - 2002-03
67	-----	Valerie Spann - 1992-93
63	-----	Nikki Kremer - 1997-98
61	-----	Nikki Kremer - 1996-97
60	-----	Shavon Bell - 2001-02

**STEALS AVERAGE (5 games)**

3.3	-----	Nicole Levandusky (32 games) - 2000-01
3.1	-----	Nicole Levandusky (30 games) - 1999-00
3.0	-----	Sheryl Krmpotich (25 games) - 1990-91
2.8	-----	Nicole Levandusky (29 games) - 1997-98
2.6	-----	Nicole Levandusky (32 games) - 1998-99
2.5	-----	Tina Greer (17 games) - 1996-97
2.5	-----	Reetta Piipari (30 games) - 2002-03
2.3	-----	Nikki Kremer (27 games) - 1996-97
2.2	-----	V. Spann (30 games) - 1992-93
2.2	-----	Nikki Kremer (29 games) - 1997-98



**MOST POINTS**

- 46 ----- Carol Madsen; at LaSalle; 2-10-94
- 37 ----- Carol Madsen; Indiana State; 12-28-92
- 36 ---- **Tara Boothe**; at Western Kentucky; 03-16-05
- 35 ----- Amy Siefring; at Illinois; 11-30-95
- 34 ----- Amy Waugh; Dayton; 3-2-03
- 34 ----- **Tara Boothe**; at Richmond; 02-06-05
- 34 ----- Kiesha Brown; at Dayton; 1-4-97
- 32 ----- Taru Tuukkanen; vs Oakland; 11-26-99
- 32 ---- Taru Tuukkanen; at Eastern Kentucky; 12-11-99
- 32 ---- Taru Tuukkanen; vs Middle Tennessee; 12-5-97
- 31 ----- Tara Boothe; at Duquesne; 01-11-04
- 31 ----- Carol Madsen; at Dayton; 1-2-93
- 31 ---- Taru Tuukkanen; at Middle Tennessee; 12-15-00

**FIELD GOALS MADE**

- 17 ----- Carol Madsen; at LaSalle; 2-10-94
- 15 ---- **Tara Boothe**; at Western Kentucky; 03-16-05
- 14 ----- Taru Tuukkanen; vs Oakland; 11-26-99
- 13 ----- **Tara Boothe**; at Duquesne; 01-11-04
- 13 ----- **Tara Boothe**; at Richmond; 02-06-05
- 13 ---- Taru Tuukkanen; at Eastern Kentucky; 12-11-99
- 13 ---- Taru Tuukkanen; at Middle Tennessee; 12-15-00
- 13 ----- Taru Tuukkanen; Charlotte; 12-8-99
- 13 ----- Taru Tuukkanen; at Saint Bonaventure; 2-4-00
- 12 ----- Amy Waugh; Dayton; 3-2-03
- 12 ---- **Tara Boothe**; at Middle Tennessee; 01-06-05
- 12 ----- **Tara Boothe**; at Duquesne; 2-4-05
- 12 ----- Carol Madsen; at Dayton; 1-2-93
- 12 ----- Carol Madsen; Indiana State; 12-28-92
- 12 ----- Lynn Bihn; West Virginia; 12-8-92
- 12 ----- Lynn Bihn; at Detroit; 2-13-95
- 12 ----- Lynn Bihn; at Youngstown State; 2-4-93
- 12 ----- Phillips, Jennifer; at Miami; 12-12-98
- 12 ----- Taru Tuukkanen; at Temple; 1-19-01
- 12 ----- Taru Tuukkanen; Kentucky; 12-6-00
- 12 ----- Taru Tuukkanen; George Wash.; 2-4-01
- 12 ---- Taru Tuukkanen; vs Middle Tennessee; 12-5-97

**FIELD GOALS ATTEMPTED**

- 25 ---- **Tara Boothe**; at Western Kentucky; 03-16-05
- 25 ----- Reetta Piipari; George Wash.; 2-9-03
- 25 ----- Carol Madsen; Miami(OH); 12-12-92
- 24 ----- Reetta Piipari; at Cincinnati; 12-28-02
- 24 ----- Lynn Bihn; at Detroit; 2-13-95
- 23 ----- Carol Madsen; at LaSalle; 2-10-94
- 23 ----- Taru Tuukkanen; George Wash.; 2-4-01
- 22 ----- Tara Boothe; Western Illinois; 11-26-04
- 22 ----- **Tara Boothe**; at Kentucky; 3-24-05
- 22 ----- Amy Waugh; vs. UCSB; 3-23-03
- 22 ----- Carol Madsen; Indiana State; 12-28-92
- 22 ----- Carol Madsen; at Indiana State; 12-4-93
- 22 ----- Carol Madsen; Detroit; 2-5-94
- 22 ----- Jenny Rauh; at St. Bonaventure; 1-23-97
- 22 ----- Nicole Levandusky; Dayton; 12-23-98
- 22 ----- Siefring, Amy; at Virginia Tech; 1-28-96

**FIELD GOAL PERCENTAGE (8 made)**

- 1.000 ---- **Tara Boothe**; Middle Tenn.; 12-03-03 (9-9)
- 1.000 ----- Taru Tuukkanen; URI; 1-14-01 (9-9)
- 1.000 ----- Aida Sarajlija; at Fordham; 2-2-03 (8-8)
- .909 ----- Jennifer Phillips; at FU; 2-11-01 (10-11)
- .909 - Jennifer Phillips; St. Bonaventure; 1-5-99 (10-11)
- .889 ---- **S. Granderson**; at Pittsburgh; 12-28-03 (8-9)
- .889 ---- Monique Greene; at Cincinnati; 2-23-93 (8-9)
- .889 ---- Adeola Olanrewaju; vs Temple; 3-6-05 (8-9)
- .889 ----- Taru Tuukkanen; UWGB; 11-19-99 (8-9)
- .889 ---- Taru Tuukkanen; St. Joseph's; 2-21-98 (8-9)
- .846 ---- Amy Colborn; at Evansville; 1-13-94 (11-13)

**3-POINT FIELD GOALS MADE**

- 9 ----- Carol Madsen; Indiana State; 12-28-92
- 8 ----- Amy Waugh; Dayton; 3-2-03
- 8 ----- Amy Waugh; La Salle; 1-12-03
- 8 ----- Kiesha Brown; at Butler; 12-11-96
- 6 ----- Amy Waugh; Duquesne; 1-10-03
- 7 ----- Kim Blanton; Ball State; 12-20-90
- 7 ----- Kim Blanton; at Saint Louis; 2-16-91
- 7 ----- Nicole Levandusky; Fordham; 1-4-01
- 6 ----- **Suntana Granderson**; Richmond; 01-05-04
- 6 ----- Reetta Piipari; UMass; 1-24-05
- 6 ----- Amy Waugh; Duquesne; 1-10-03
- 6 ----- Kiesha Brown; at Dayton; 1-4-97
- 6 ----- Nicole Levandusky; Saint Joseph's; 1-9-00
- 6 ----- Nicole Levandusky; at UWGB; 12-2-00
- 6 ----- Nicole Levandusky; at Fordham; 1-17-99
- 6 ----- Nicole Levandusky; at Indiana; 3-13-98
- 6 ----- Jennifer Parr; at Dayton; 1-24-01
- 6 ----- Reetta Piipari; vs GW; 3-5-01
- 6 ----- Amy Siefring; at Illinois; 11-30-95

**3-POINT FIELD GOALS ATTEMPTED**

- 15 ----- Carol Madsen; Indiana State; 12-28-92
- 13 ---- **Suntana Granderson**; at Fordham; 02-18-05
- 13 ---- **Suntana Granderson**; at La Salle; 02-19-04
- 13 ----- Amy Waugh; vs UCSB; 3-23-03
- 13 ----- Amy Waugh; vs Colorado State; 11-30-02
- 13 ----- Kiesha Brown; at Butler; 12-11-96
- 12 ----- Carol Madsen; Detroit; 2-5-94
- 12 ----- **Suntana Granderson**; Richmond; 01-05-04
- 12 ----- **Suntana Granderson**; at UMass; 01-23-04
- 12 ---- **Suntana Granderson**; Youngstown; 12-31-04
- 12 ----- Amy Waugh; at La Salle; 2-15-03
- 12 ----- Amy Waugh; at Duquesne; 2-23-03
- 12 ----- Amy Waugh; La Salle; 1-12-03
- 12 ----- Nicole Levandusky; Louisville; 3-16-01
- 12 ----- Nicole Levandusky; vs Purdue; 3-26-01

**3-POINT FG PERCENTAGE (6 made)**

- .875 ----- Kim Blanton; at Saint Louis; 2-16-91 (7-8)
- .875 ----- Nicole Levandusky; Fordham; 1-4-01 (7-8)
- .857 --- Nicole Levandusky; Saint Joseph's; 1-9-00 (6-7)
- .857 ---- Nicole Levandusky; at Fordham; 1-17-99 (6-7)
- .800 ----- Amy Waugh; Dayton; 3-2-03 (8-10)
- .778 ----- Kim Blanton; Ball State; 12-20-90 (7-9)
- .750 ----- Kiesha Brown; at Dayton; 1-4-97 (6-8)
- .750 ----- Jennifer Parr; at Dayton; 1-24-01 (6-8)
- .750 ----- Amy Siefring; at Illinois; 11-30-95 (6-8)
- .700 ----- Amy Waugh; vs La Salle; 3-7-03 (7-10)

**FREE THROWS MADE**

- 14 ----- Amy Siefring; Loyola; 1-24-95
- 12 ----- Carol Madsen; at Miami (OH); 12-9-93
- 12 ----- Connie Hamberg; Wright State; 3-5-95
- 12 ----- Kiesha Brown; at Dayton; 1-4-97
- 12 ----- Jennifer Phillips; Louisville; 3-16-01
- 11 ----- **Tara Boothe**; at St. Bonaventure; 01-09-04
- 11 ----- Miranda Green; at Kentucky; 12-10-03
- 11 ----- Lynn Bihn; at Dayton; 12-10-94
- 11 ----- Lynn Bihn; Miami; 12-21-94
- 11 ----- Jennifer Phillips; Florida State; 2-1-01

**FREE THROWS ATTEMPTED**

- 15 ----- Amy Siefring; Loyola; 1-24-95
- 14 ----- **Tara Boothe**; Saint Joseph's; 1-16-04
- 14 ----- **Miranda Green**; at Kentucky; 12-10-03
- 14 ----- Lynn Bihn; at Dayton; 12-10-94
- 14 ----- Lynn Bihn; Miami (OH); 12-12-92
- 14 ----- Lynn Bihn; Miami (OH); 12-21-94
- 14 ----- Amy Siefring; Cincinnati; 1-10-96
- 13 ----- **Tara Boothe**; at Indiana State; 3-21-05
- 13 ----- Julie Campbell; Wright State; 1-5-91
- 13 ----- Kiesha Brown; at Dayton; 1-4-97
- 13 ----- Nikki Kremer; at George Wash.; 1-2-98
- 13 ----- Jennifer Phillips; Florida State; 2-1-01
- 13 ----- Jennifer Phillips; Louisville; 3-16-01
- 13 ----- Jennifer Phillips; La Salle; 2-12-99

**FREE THROW PERCENTAGE (8 made)**

- 1.000 -- Connie Hamberg; Wright State; 3-5-95 (12-12)
- 1.000 -- Carol Madsen; at Miami (OH); 12-9-93 (12-12)
- 1.000 - Amy Waugh; at George Wash.; 1-19-03 (10-10)
- 1.000 ----- Jennifer Phillips; Clemson; 3-18-01 (10-10)
- 1.000 ----- Nikki Kremer; at Duquesne; 1-2-99 (10-10)
- 1.000 ----- Carol Madsen; Evansville; 2-19-94 (10-10)
- 1.000 ----- Amy Waugh; at Fordham; 2-2-03 (9-9)
- 1.000 ----- Amy Waugh; at Mississippi; 1-2-03 (9-9)
- 1.000 ----- Amy Siefring; Indiana St.; 1-31-96 (9-9)
- 1.000 **Michele Miller**; at Indiana St.; 03-21-05 (8-8)
- 1.000 **Tara Boothe**; at Saint Joseph's; 01-21-05 (8-8)
- 1.000 ----- Amy Waugh; at Temple; 2-13-03 (8-8)
- 1.000 ----- Amy Waugh; Rhode Island; 1-26-03 (8-8)
- 1.000 ---- Amy Waugh; vs George Wash.; 3-6-00 (8-8)
- 1.000 ----- J. Phillips; at Middle Tenn.; 12-15-00 (8-8)
- 1.000 ----- Kiesha Brown; at Duquesne; 12-30-95 (8-8)
- 1.000 ----- Amy Siefring; vs Idaho; 12-4-94 (8-8)
- 1.000 ----- Janet Haneberg; at Howard; 12-28-93 (8-8)
- 1.000 ----- A. Trenkamp; at Loyola; 1-29-93 (8-8)
- 1.000 -- Sheryl Krmpotich; at Saint Louis; 2-16-91 (8-8)

**MOST REBOUNDS**

- 19 ----- **Tara Boothe**; George Wash.; 2-9-03
- 18 ----- Connie Hamberg; at Detroit; 2-13-95
- 18 ----- Lynn Bihn; vs Eastern Kentucky; 1-2-94
- 18 ----- Lynn Bihn; at University of Dayton; 12-10-94
- 18 ----- Taru Tuukkanen; George Washington; 1-22-00
- 18 ----- Taru Tuukkanen; at Valparaiso; 11-18-97
- 17 ----- Lynn Bihn; Wisconsin-Milwaukee; 2-8-95
- 17 ----- Taru Tuukkanen; at Saint Bonaventure; 2-4-00
- 16 ----- Aida Sarajlija; at La Salle; 02-15-03
- 16 ----- Julie Campbell; at Detroit; 1-24-91
- 16 ----- Jennifer Phillips; vs George Wash.; 3-6-00
- 16 ----- Tracey Trgovac; Evansville; 1-17-91



*Junior guard Suntana Granderson is already fifth on XU's all-time 3-point field goals made list.*





**MOST ASSISTS**

17 ----- Reetta Piipari; at Middle Tennessee; 12-15-00  
 9 ----- Carol Madsen; Loyola; 1-8-94  
 16 ----- Nikki Kremer; at Miami; 12-12-98  
 14 ----- Carol Madsen; Butler; 2-17-94  
 13 ----- Carol Madsen; at Detroit Mercy; 3-3-94  
 13 ----- Nikki Kremer; at Duquesne; 1-2-99  
 13 ----- Nikki Kremer; Duquesne; 1-31-99  
 13 ----- Nikki Kremer; at Bowling Green; 12-30-98  
 13 ----- Reetta Piipari; Fordham; 1-4-01  
 13 ----- Reetta Piipari; Chicago State; 11-29-00  
 13 ----- Reetta Piipari; at UWGB; 12-2-00  
 13 ----- Reetta Piipari; at Fordham; 2-11-01  
 13 ----- Amy Siefiring; Virginia Tech; 2-17-96  
 13 ----- Amy Waugh; Duquesne; 2-24-00

**MOST STEALS**

11 ----- Nicole Levandusky; at Akron; 12-22-00  
 9 ----- Nikki Kremer; Virginia Tech; 1-16-97  
 8 ----- Amy Siefiring; vs Wagner College; 12-29-93  
 8 ----- Nicole Levandusky; at UWGB; 12-2-00  
 8 ----- Nicole Levandusky; Butler; 12-31-00  
 8 ----- Nicole Levandusky; Princeton; 12-19-98  
 8 ----- Valerie Spann; at Morehead State; 12-1-92  
 7 ----- Sheila Flint; George Washington; 1-4-96  
 7 ----- Kremer, Nikki; Wright State; 11-17-98  
 7 ----- Nicole Levandusky; La Salle; 2-6-98  
 7 ----- Jonelle Riley; at Miami; 12-12-98  
 7 ----- Taru Tuukkanen; at URI; 1-28-01  
 7 ----- Tina Greer; at Northern Illinois; 11-22-96  
 7 ----- Tina Greer; Bradley; 11-30-96

**MOST BLOCKED SHOTS**

7 ----- Carol Madsen; vs Eastern Kentucky; 1-2-94  
 6 ----- Taru Tuukkanen; at UCR; 11-24-00  
 5 ----- Susanna Stromberg; George Wash.; 1-4-96  
 4 ----- Tara Boothe; Duquesne; 01-09-05  
 4 ----- Tara Boothe; Cincinnati; 11-30-03  
 4 ----- Tara Boothe; Akron; 12-18-04  
 4 ----- Carol Madsen; Dayton; 2-2-94  
 4 ----- Janet Haneberg; at Detroit; 3-3-94  
 4 ----- Tracey Trgovac; Loyola; 2-7-91  
 4 ----- Taru Tuukkanen; at Temple; 1-19-01  
 4 ----- Taru Tuukkanen; at UMass; 3-1-98

**OPPONENT GAME HIGHS**

**Points**  
 104 by Grambling State; 12-3-94

**Field Goals**  
 40 by Ohio State; 12-15-01

**Field Goal Attempts**  
 93 by Valparaiso; 12-1-90

**Field Goal Percentage**  
 .627; by Saint Joseph's; 3-3-02 (32-54)

**3-Point Field Goals**  
 12 by Bucknell; 12-29-94

**3-Point Field Goal Attempts**  
 30 by Idaho; 12-4-94

**3-Point Field Goal Percentage**  
 .692 by Cincinnati; 12-12-00 (9-13)

**Free Throws**  
 30 by Butler; 12-11-96. By Idaho; 12-4-94

**Free Throw Attempts**  
 41 at Butler; 12-11-96

**Free Throw Percentage**  
 1.000 by Butler; 2-23-91 (13-13)

**Rebounds**  
 59 by Georgetown; 11-24-96

**Assists**  
 30 by Ohio State; 12-15-01

**Steals**  
 27 by George Wash.; 2-7-99

**Blocks**  
 11 by George Wash.; 2-21-96

**Turnovers**  
 38 by Virginia Tech; 1-16-97

**Fouls**  
 34 by Eastern Kentucky; 11-28-98

**XAVIER'S ATLANTIC 10 TOURNAMENT RECORD BOOK**

**SCORING (CAREER)**

172 ----- Nicole Levandusky (12 games) - 1998-01  
 170 ----- Kiesha Brown (15 games) - 1995-97  
 151 ----- Amy Waugh (11 games) - 2000-03  
 150 ----- Jennifer Phillips (10 games) - 1998-01  
 140 ----- Susanna Stromberg (18 games) - 1996-99  
 125 ----- Missy Heydiner (20 games) - 1993-96  
 120 ----- Kim Hotz (10 games) - 1997-00  
 100 ----- Tara Boothe (6 games) - 2003-05  
 93 ----- Connie Hamberg (10 games) - 1995-98  
 60 ----- Nikki Kremer (10 games) - 1996-99

**SCORING AVERAGE (minimum 5 games)**

16.7 ----- Tara Boothe (6 games) - 2003-05  
 15.0 ----- Jennifer Phillips (10 games) - 1998-01  
 14.3 ----- Nicole Levandusky (12 games) - 1998-01  
 13.7 ----- Amy Waugh (11 games) - 2000-03  
 12.0 ----- Kim Hotz (12 games) - 1997-00  
 11.3 ----- Kiesha Brown (15 games) - 1995-97

**3-POINT FIELD GOALS MADE**

31 ----- Amy Waugh (11 games) - 2000-03  
 30 ----- Nicole Levandusky (12 games) - 1998-01  
 17 ----- Susanna Stromberg (18 games) - 1996-99  
 9 ----- Missy Heydiner (20 games) - 1993-96  
 9 ----- Nikki Kremer (10 games) - 1996-99  
 8 ----- Suntana Granderson (4 games) - 2004-05

**3-POINT FG PCT (minimum 8 made)**

.667 ----- Jennifer Parr (8-12) - 1998-01  
 .470 ----- Amy Waugh (31-66) - 2000-03  
 .415 ----- Susanna Stromberg (17-41) - 1996-99  
 .395 ----- Nicole Levandusky (30-76) - 1998-01  
 .360 ----- Nikki Kremer (9-25) - 1995-99  
 .346 ----- Missy Heydiner (9-26) - 1993-96  
 .333 ----- Suntana Granderson (8-24) - 2004-05

**FREE THROWS MADE**

34 ----- Missy Heydiner (20 games) - 1993-96  
 34 ----- Kiesha Brown (15 games) - 1995-97  
 34 ----- Amy Waugh (11 games) - 2000-03  
 31 ----- Jennifer Phillips (10 games) - 1998-01  
 26 ----- Tara Boothe (6 games) - 2003-05  
 22 ----- Connie Hamberg (10 games) - 1995-98  
 19 ----- Susanna Stromberg (18 games) - 1996-99  
 16 ----- Nicole Levandusky (12 games) - 1998-01  
 15 ----- Nikki Kremer (10 games) - 1997-00  
 13 ----- Kim Hotz (10 games) - 1997-00

**REBOUNDS**

85 ----- Kiesha Brown (300-55d) - 1995-97  
 76 ----- Jennifer Phillips (150-61d) - 1998-01  
 60 ----- Missy Heydiner (100-50d) - 1993-96  
 57 ----- Tara Boothe (160-41d) - 2003-05  
 48 ----- Connie Hamberg (200-28d) - 1995-98  
 47 ----- Susanna Stromberg (130-34d) - 1996-99  
 40 ----- Nicole Levandusky (120-28d) - 1998-01  
 39 ----- Kim Hotz (170-22d) - 1997-00  
 35 ----- Alexis Henderson (80-27d) - 2002-05  
 32 ----- Amy Waugh (30-29d) - 2000-03

**ASSISTS**

73 ----- Missy Heydiner - 1993-96  
 70 ----- Susanna Stromberg - 1996-99  
 55 ----- Amy Waugh - 2000-03  
 37 ----- Nicole Levandusky - 1998-01  
 23 ----- Kim Hotz - 1997-00  
 22 ----- Kiesha Brown - 1995-97  
 20 ----- Jennifer Phillips - 1998-01  
 18 ----- Nikki Kremer - 1997-00  
 13 ----- Amy Siefiring - 1992-96  
 11 ----- Miranda Green - 2004-05

**MOST POINTS**

86 ----- vs Virginia Tech; 2-28-99  
 86 ----- vs UMass; 3-3-01  
 84 ----- vs Rhode Island; 2-26-99  
 84 ----- vs St. Bonaventure; 3-1-96  
 84 ----- vs Saint Joseph's; 3-5-00  
 81 ----- vs George Wash.; 3-5-01  
 80 ----- vs Dayton; 3-4-01  
 80 ----- vs George Washington; 3-6-00  
 79 ----- at Saint Joseph's; 3-3-02  
 76 ----- vs Saint Bonaventure; 3-4-00

**FIELD GOALS MADE**

34 ----- vs Saint Joseph's; 3-5-00  
 33 ----- vs Virginia Tech; 2-28-99  
 33 ----- at Saint Joseph's; 3-3-02  
 32 ----- vs Saint Bonaventure; 3-4-00  
 31 ----- vs Saint Joseph's; 3-1-99  
 30 ----- vs Rhode Island; 2-26-99  
 30 ----- vs Dayton; 3-4-01  
 29 ----- vs St. Bonaventure; 3-1-96  
 28 ----- vs George Wash.; 3-5-01  
 27 ----- vs La Salle; 03-07-03

**FIELD GOALS ATTEMPTED**

66 ----- Saint Joseph's; 3-5-00  
 63 ----- vs St. Bonaventure; 3-1-96  
 63 ----- vs Saint Bonaventure; 3-4-00  
 61 ----- vs Massachusetts; 3/5/05  
 60 ----- vs George Washington; 3-2-96  
 59 ----- vs Fordham; 3/5/04  
 58 ----- vs George Washington; 3-6-00  
 57 ----- vs Virginia Tech; 2-28-99  
 57 ----- vs Saint Joseph's; 3-1-99  
 57 ----- at Saint Joseph's; 3-3-02

**FIELD GOAL PERCENTAGE (20 made)**

.638 ----- vs Rhode Island; 2-26-99 (30-47)  
 .591 ----- vs UMass; 3-3-01 (26-44)  
 .57 ----- vs Virginia Tech; 2-28-99 (33-57)  
 .579 ----- at Saint Joseph's; 3-3-02 (33-57)  
 .560 ----- vs George Wash.; 3-5-01 (28-50)  
 .556 ----- vs Dayton; 3-4-01 (30-54)  
 .544 ----- vs Saint Joseph's; 3-1-99 (31-57)  
 .515 ----- vs Saint Joseph's; 3-5-00 (34-66)  
 .511 ----- vs Rhode Island; 3-1-02 (23-45)  
 .510 ----- vs UMass; 2-27-99 (25-49)

**3-POINT FIELD GOALS MADE**

12 ----- vs George Wash.; 3-5-01  
 10 ----- vs Saint Joseph's; 3-1-99  
 9 ----- vs Virginia Tech; 2-28-99

**FREE THROWS MADE**

26 ----- vs UMass; 3-3-01  
 21 ----- vs St. Bonaventure; 3-1-96  
 21 ----- vs George Washington; 3-6-00  
 21 ----- vs Fordham; 3-5-04

**MOST REBOUNDS**

46 ----- vs Fordham; 3-5-04  
 43 ----- vs Massachusetts; 3-5-05  
 42 ----- vs George Wash; 3-5-01  
 38 ----- vs St. Bonaventure; 3-1-96  
 38 ----- vs Saint Joseph's; 3-5-00  
 38 ----- vs George Washington; 3-6-00

**MOST ASSISTS**

25 ----- vs Rhode Island; 2-26-99  
 25 ----- vs Saint Bonaventure; 3-4-00  
 24 ----- vs Virginia Tech; 2-28-99  
 24 ----- vs UMass; 3-3-01

**MOST STEALS**

21 ----- vs Rhode Island; 2-26-99  
 14 ----- vs Saint Joseph's; 3-5-00  
 11 ----- vs Saint Bonaventure; 3-4-00  
 11 ----- vs UMass; 3-5-05



**1 - Jo Ann Osterkamp • Guard**

<u>Year</u>	<u>G</u>	<u>FGM-FGA</u>	<u>PCT</u>	<u>FTM-FTA</u>	<u>PCT</u>	<u>REB/AVG</u>	<u>AST/AVG</u>	<u>PTS/AVG</u>
80-81	28	161-342	.471	120-147	.816	62/2.2	52/1.9	442/15.8
81-82	34	252-463	.544	120-149	.805	97/2.9	83/2.4	624/18.4
82-83	26	220-401	.549	113-145	.779	108/4.2	49/1.9	553/21.3
83-84	23	146-259	.564	125-152	.822	84/3.7	58/2.5	417/18.1
<b>Career</b>	<b>111</b>	<b>779-1465</b>	<b>.532</b>	<b>478-593</b>	<b>.806</b>	<b>351/3.2</b>	<b>242/2.2</b>	<b>2036/18.3</b>



**2 - Taru Tuukkanen • Forward 3-PT**

<u>Yr.</u>	<u>G</u>	<u>FGM-FGA</u>	<u>PCT</u>	<u>FGM-FGA</u>	<u>PCT</u>	<u>FTM-FTA</u>	<u>PCT</u>	<u>REB/AVG</u>	<u>AST/AVG</u>	<u>PTS/AVG</u>
97-98	29	138-283	.488	5-28	.179	54-93	.581	179/6.2	15/0.5	335/11.5
98-99	33	148-259	.571	1-5	.200	55-74	.743	175/5.3	26/0.8	352/10.7
99-00	31	191-335	.570	1-4	.250	67-103	.650	216/7.0	46/1.5	450/14.9
00-01	34	259-431	.601	1-2	.500	129-192	.709	287/8.4	62/1.8	648/19.1
<b>Career</b>	<b>127</b>	<b>736-1308</b>	<b>.563</b>	<b>8-39</b>	<b>.205</b>	<b>305-462</b>	<b>.660</b>	<b>857/6.7</b>	<b>149/1.2</b>	<b>1785/14.1</b>



**3 - Nicole Levandusky • Guard 3-PT**

<u>Yr.</u>	<u>G</u>	<u>FGM-FGA</u>	<u>PCT</u>	<u>FGM-FGA</u>	<u>PCT</u>	<u>FTM-FTA</u>	<u>PCT</u>	<u>REB/AVG</u>	<u>AST/AVG</u>	<u>PTS/AVG</u>
97-98	29	105-271	.387	36-134	.269	40-68	.588	80/2.8	45/1.6	286/9.9
98-99	33	183-421	.435	94-219	.429	61-82	.744	150/4.5	72/2.2	521/15.8
99-00	31	148-350	.423	74-192	.385	48-67	.716	157/5.1	79/2.5	418/13.5
00-01	34	176-395	.446	100-243	.412	78-99	.788	178/5.2	110/3.2	530/15.6
<b>Career</b>	<b>127</b>	<b>612-1437</b>	<b>.426</b>	<b>304-788</b>	<b>.386</b>	<b>227-316</b>	<b>.718</b>	<b>565/4.5</b>	<b>306/2.4</b>	<b>1755/13.8</b>



**4 - Carol Madsen • Guard 3-Point**

<u>Yr.</u>	<u>G</u>	<u>FGM-FGA</u>	<u>PCT</u>	<u>FGM-FGA</u>	<u>PCT</u>	<u>FTM-FTA</u>	<u>PCT</u>	<u>REB/AVG</u>	<u>AST/AVG</u>	<u>PTS/AVG</u>
91-92	29	209-443	.472	68-155	.439	78-92	.848	113/3.9	136/4.7	564/19.4
92-93	30	227-484	.469	65-161	.404	76-91	.835	174/5.8	170/5.7	595/19.8
93-94	29	187-456	.410	40-132	.303	129-149	.833	172/5.9	212/7.3	543/18.7
<b>Career</b>	<b>88</b>	<b>623-1383</b>	<b>.450</b>	<b>173-448</b>	<b>.386</b>	<b>283-332</b>	<b>.852</b>	<b>459/5.2</b>	<b>518/5.9</b>	<b>1702/19.3</b>



**5 - Tara Boothe • Forward 3-Point**

<u>Yr.</u>	<u>G</u>	<u>FGM-FGA</u>	<u>PCT</u>	<u>FGM-FGA</u>	<u>PCT</u>	<u>FTM-FTA</u>	<u>PCT</u>	<u>REB/AVG</u>	<u>AST/AVG</u>	<u>PTS/AVG</u>
02-03	30	179-333	.538	0-1	.000	121-165	.733	242/8.1	43/1.4	479/16.0
03-04	30	200-383	.522	15-47	.319	127-167	.760	227/7.6	34/1.2	542/18.1
04-05	32	254-489	.519	30-83	.361	121-153	.791	257/8.0	30/0.94	659/20.6
<b>Career</b>	<b>92</b>	<b>633-1205</b>	<b>.525</b>	<b>45-131</b>	<b>.344</b>	<b>369-485</b>	<b>.761</b>	<b>726/7.9</b>	<b>107/1.2</b>	<b>1680/18.3</b>



**6 - Jennifer Phillips • Forward 3-Point**

<u>Yr.</u>	<u>G</u>	<u>FGM-FGA</u>	<u>PCT</u>	<u>FGM-FGA</u>	<u>PCT</u>	<u>FTM-FTA</u>	<u>PCT</u>	<u>REB/AVG</u>	<u>AST/AVG</u>	<u>PTS/AVG</u>
97-98	22	68-151	.450	0-4	.000	58-95	.611	121/5.5	18/0.8	194/8.8
98-99	33	191-330	.579	3-8	.375	84-129	.651	223/6.8	48/1.5	469/14.2
99-00	31	161-280	.575	1-12	.083	89-113	.800	194/6.3	51/1.6	412/13.3
00-01	34	205-327	.627	1-5	.200	147-188	.782	204/6.0	75/2.2	558/16.4
<b>Career</b>	<b>120</b>	<b>625-1088</b>	<b>.574</b>	<b>5-29</b>	<b>.172</b>	<b>378-525</b>	<b>.714</b>	<b>742/6.2</b>	<b>192/1.6</b>	<b>1633/13.6</b>





**7 - Lynn Bihn • Forward**

**3-Point**

<u>Yr.</u>	<u>G</u>	<u>FGM-FGA</u>	<u>PCT</u>	<u>FGM-FGA</u>	<u>PCT</u>	<u>FTM-FTA</u>	<u>PCT</u>	<u>REB/AVG</u>	<u>AST/AVG</u>	<u>PTS/AVG</u>
91-92	29	141-278	.507	0-0	.000	53-82	.646	234/8.1	14/0.5	335/11.6
92-93	24	168-323	.520	0-0	.000	72-134	.537	201/8.4	19/0.8	408/17.0
93-94	29	153-280	.546	0-0	.000	67-124	.540	253/8.7	15/0.5	373/12.9
94-95	28	189-412	.459	0-0	.000	113-175	.646	280/10.0	27/1.0	491/17.5
<b>Career</b>	<b>110</b>	<b>651-1293</b>	<b>.503</b>	<b>0-0</b>	<b>.000</b>	<b>305-515</b>	<b>.646</b>	<b>968/8.8</b>	<b>75/0.7</b>	<b>1607/14.6</b>



**8 - Amy Waugh • Guard**

**3-Point**

<u>Yr.</u>	<u>G</u>	<u>FGM-FGA</u>	<u>PCT</u>	<u>FGM-FGA</u>	<u>PCT</u>	<u>FTM-FTA</u>	<u>PCT</u>	<u>REB/AVG</u>	<u>AST/AVG</u>	<u>PTS/AVG</u>
99-00	31	99-199	.497	60-127	.472	76-89	.854	102/3.3	181/5.8	334/10.8
00-01	15	28-65	.431	20-48	.417	32-43	.744	41/2.7	58/3.9	108/7.2
01-02	31	153-352	.435	95-233	.408	109-128	.852	133/4.3	194/6.3	510/16.5
02-03	30	159-394	.404	107-271	.395	146-165	.885	70/2.3	82/2.7	571/19.0
<b>Career</b>	<b>107</b>	<b>439-1010</b>	<b>.435</b>	<b>282-679</b>	<b>.415</b>	<b>363-425</b>	<b>.854</b>	<b>346/3.2</b>	<b>515/4.8</b>	<b>1523/14.2</b>



**9 - Stacey Land • Forward**

<u>Yr.</u>	<u>G</u>	<u>FGM-FGA</u>	<u>PCT</u>	<u>FTM-FTA</u>	<u>PCT</u>	<u>REB/AVG</u>	<u>AST/AVG</u>	<u>PTS/AVG</u>
81-82	34	104-228	.456	40-81	.494	135/3.9	15/0.4	248/7.3
82-83	26	125-247	.506	49-82	.598	137/5.3	20/0.8	299/11.5
83-84	26	157-295	.532	45-94	.479	123/4.7	18/0.7	359/13.8
84-85	28	227-515	.441	134-194	.691	229/9.2	32/1.1	588/21.0
<b>Career</b>	<b>114</b>	<b>613-1285</b>	<b>.477</b>	<b>268-451</b>	<b>.594</b>	<b>624/5.5</b>	<b>85/0.8</b>	<b>1494/13.1</b>



**10 - Judy Smith • Forward**

<u>Yr.</u>	<u>G</u>	<u>FGM-FGA</u>	<u>PCT</u>	<u>FTM-FTA</u>	<u>PCT</u>	<u>REB/AVG</u>	<u>AST/AVG</u>	<u>PTS/AVG</u>
80-81	27	110-275	.400	57-92	.620	135/5.0	52/1.9	277/10.3
81-82	34	168-389	.432	98-135	.726	198/5.8	100/2.9	434/12.8
82-83	26	133-322	.413	63-111	.568	207/8.0	97/3.7	329/12.7
83-84	26	131-284	.461	74-112	.661	220/8.5	102/3.9	336/12.9
<b>Career</b>	<b>113</b>	<b>542-1270</b>	<b>.427</b>	<b>292-450</b>	<b>.649</b>	<b>760/6.7</b>	<b>351/3.1</b>	<b>1376/12.2</b>



**11 - Reetta Piipari • Guard**

**3-Point**

<u>Yr.</u>	<u>G</u>	<u>FGM-FGA</u>	<u>PCT</u>	<u>FGM-FGA</u>	<u>PCT</u>	<u>FTM-FTA</u>	<u>PCT</u>	<u>REB/AVG</u>	<u>AST/AVG</u>	<u>PTS/AVG</u>
99-00	31	69-149	.463	36-91	.396	34-39	.872	43/1.4	74/2.4	208/6.7
00-01	34	119-262	.454	73-163	.448	52-71	.733	96/2.8	281/8.3	389/11.4
01-02	31	136-361	.377	61-180	.339	52-71	.733	103/3.3	151/4.9	385/12.4
02-03	30	149-360	.414	54-143	.378	50-65	.769	83/2.8	153/5.1	402/13.4
<b>Career</b>	<b>126</b>	<b>473-1132</b>	<b>.418</b>	<b>224-577</b>	<b>.388</b>	<b>188-246</b>	<b>.764</b>	<b>325/2.6</b>	<b>569/5.2</b>	<b>1384/11.0</b>



**12 - Amy Siefing • Guard**

**3-Point**

<u>Yr.</u>	<u>G</u>	<u>FGM-FGA</u>	<u>PCT</u>	<u>FGM-FGA</u>	<u>PCT</u>	<u>FTM-FTA</u>	<u>PCT</u>	<u>REB/AVG</u>	<u>AST/AVG</u>	<u>PTS/AVG</u>
92-93	28	59-128	.461	28-69	.406	30-38	.789	38/1.4	28/1.0	176/6.3
93-94	29	83-214	.371	43-116	.371	76-111	.685	119/4.1	69/2.4	285/9.8
94-95	28	106-232	.421	32-88	.364	124-168	.738	150/5.4	65/2.3	368/13.1
95-96	28	174-376	.463	41-111	.369	122-171	.713	167/6.0	127/4.5	511/18.3
<b>Career</b>	<b>113</b>	<b>422-950</b>	<b>.444</b>	<b>144-384</b>	<b>.375</b>	<b>352-488</b>	<b>.721</b>	<b>474/4.2</b>	<b>289/2.6</b>	<b>1340/11.9</b>



**13 - Beth Hake • Guard**

<u>Yr.</u>	<u>G</u>	<u>FGM-FGA</u>	<u>PCT</u>	<u>FTM-FTA</u>	<u>PCT</u>	<u>REB/AVG</u>	<u>AST/AVG</u>	<u>PTS/AVG</u>
78-79	23	181-403	.449	53-114	.465	177/7.6	0/0	415/18.0
79-80	23	178-388	.459	49-84	.583	79/3.4	50/2.2	405/17.6
80-81	25	73-203	.360	22-40	.550	49/1.9	40/1.6	168/6.0
81-82	34	107-247	.433	28-53	.529	59/1.7	74/2.2	242/11.7
<b>Career</b>	<b>105</b>	<b>539-1241</b>	<b>.434</b>	<b>152-291</b>	<b>.522</b>	<b>364/3.5</b>	<b>164/1.6</b>	<b>1230/11.9</b>



**14 - Kim Hotz • Forward**

**3-Point**

<u>Yr.</u>	<u>G</u>	<u>FGM-FGA</u>	<u>PCT</u>	<u>FGM-FGA</u>	<u>PCT</u>	<u>FTM-FTA</u>	<u>PCT</u>	<u>REB/AVG</u>	<u>AST/AVG</u>	<u>PTS/AVG</u>
96-97	21	80-163	.491	2-10	.200	48-67	.716	109/5.2	35/1.7	210/10.0
97-98	29	102-179	.570	6-12	.500	61-92	.663	145/5.0	26/0.9	271/9.3
98-99	32	141-220	.641	2-7	.286	60-97	.619	185/5.8	48/1.5	344/10.8
99-00	31	114-173	.659	0-4	.000	57-79	.721	142/4.6	49/1.6	285/9.2
<b>Career</b>	<b>113</b>	<b>437-735</b>	<b>.594</b>	<b>10-33</b>	<b>.303</b>	<b>226-335</b>	<b>.675</b>	<b>581/5.1</b>	<b>158/1.4</b>	<b>1110/9.8</b>



**15 - Jenny Rauh • Guard**

**3-Point**

<u>Yr.</u>	<u>G</u>	<u>FGM-FGA</u>	<u>PCT</u>	<u>FGM-FGA</u>	<u>PCT</u>	<u>FTM-FTA</u>	<u>PCT</u>	<u>REB/AVG</u>	<u>AST/AVG</u>	<u>PTS/AVG</u>
93-94	29	130-295	.441	29-77	.377	24-30	.800	99/3.4	43/1.5	313/10.8
94-95	28	100-294	.340	34-110	.309	27-38	.711	92/3.3	38/1.4	261/9.3
95-96	28	107-261	.410	27-74	.365	33-45	.733	99/3.5	26/0.9	274/10.0
96-97	27	97-234	.415	23-74	.311	40-57	.702	67/2.5	41/1.5	257/9.5
<b>Career</b>	<b>112</b>	<b>434-1084</b>	<b>.400</b>	<b>113-335</b>	<b>.337</b>	<b>124-170</b>	<b>.729</b>	<b>357/3.2</b>	<b>148/1.3</b>	<b>1105/9.9</b>



**16 - Kim Blanton • Guard**

**3-Point**

<u>Yr.</u>	<u>G</u>	<u>FGM-FGA</u>	<u>PCT</u>	<u>FGM-FGA</u>	<u>PCT</u>	<u>FTM-FTA</u>	<u>PCT</u>	<u>REB/AVG</u>	<u>AST/AVG</u>	<u>PTS/AVG</u>
87-88	27	75-191	.393	12-30	.400	2-4	.500	33/1.2	41/1.5	164/6.1
88-89	27	95-210	.452	25-55	.455	22-28	.786	43/1.6	43/1.6	237/8.8
89-90	25	124-256	.484	45-92	.489	47-53	.887	47/1.9	57/2.3	340/13.6
90-91	25	113-289	.391	53-132	.402	52-132	.402	43/1.7	58/2.3	317/12.7
<b>Career</b>	<b>104</b>	<b>407-946</b>	<b>.430</b>	<b>135-309</b>	<b>.436</b>	<b>123-217</b>	<b>.567</b>	<b>166/1.6</b>	<b>199/2.3</b>	<b>1058/10.2</b>



**17 - Julie Campbell • Forward**

**3-Point**

<u>Yr.</u>	<u>G</u>	<u>FGM-FGA</u>	<u>PCT</u>	<u>FGM-FGA</u>	<u>PCT</u>	<u>FTM-FTA</u>	<u>PCT</u>	<u>REB/AVG</u>	<u>AST/AVG</u>	<u>PTS/AVG</u>
87-88	27	89-198	.450	0-0	.000	46-72	.639	173/6.4	35/1.3	224/8.3
88-89	27	78-189	.436	0-0	.000	77-109	.706	128/4.7	24/1.1	233/8.6
89-90	27	99-215	.461	0-0	.000	67-94	.713	177/6.6	31/1.1	265/9.8
90-91	27	118-265	.445	0-1	.000	93-133	.699	199/7.4	38/1.4	329/12.2
<b>Career</b>	<b>108</b>	<b>384-867</b>	<b>.442</b>	<b>0-1</b>	<b>.000</b>	<b>283-408</b>	<b>.694</b>	<b>677/6.3</b>	<b>128/4.7</b>	<b>1051/9.7</b>



**18 - Sheryl Krmpotich • Guard**

**3-Point**

<u>Yr.</u>	<u>G</u>	<u>FGM-FGA</u>	<u>PCT</u>	<u>FGM-FGA</u>	<u>PCT</u>	<u>FTM-FTA</u>	<u>PCT</u>	<u>REB/AVG</u>	<u>AST/AVG</u>	<u>PTS/AVG</u>
88-89	27	57-131	.435	5-14	.357	12-16	.750	48/1.8	63/2.3	131/4.9
89-90	25	82-212	.387	9-27	.333	59-79	.747	62/2.5	106/4.2	232/9.2
90-91	27	137-334	.410	17-55	.309	71-108	.657	94/3.5	116/4.3	362/13.4
91-92	27	111-287	.387	4-18	.222	53-82	.634	71/2.6	92/3.4	278/10.3
<b>Career</b>	<b>106</b>	<b>387-964</b>	<b>.401</b>	<b>35-114</b>	<b>.307</b>	<b>195-285</b>	<b>.684</b>	<b>275/2.6</b>	<b>377/3.6</b>	<b>1003/9.5</b>



## SCORING LEADERS BY CLASS

### Most Points By a Freshman

**Tara Boothe (02-03) ----- 479**  
*Jo Ann Osterkamp (80-81) ----- 442*  
*Lynn Bihn (91-92) ----- 335*  
 Taru Tuukkanen (97-98) ----- 335  
 Amy Waugh (99-00) ----- 334

### By Average

**Tara Boothe (02-03) ----- 16.0**  
*Jo Ann Osterkamp (80-81) ----- 15.8*  
*Lynn Bihn (91-92) ----- 11.6*  
 Taru Tuukkanen (97-98) ----- 11.6  
 Amy Waugh (99-00) ----- 10.8

### Most Points By a Sophomore

*Jo Ann Osterkamp (81-82) ---- 624*  
*Carol Madsen (91-92) ----- 564*  
**Tara Boothe (03-04) ----- 531**  
 Nicole Levandusky (98-99) ---- 521  
 Jennifer Phillips (98-99) ----- 469  
*Judy Smith (81-82) ----- 434*

### By Average

*Carol Madsen (91-92) ----- 19.4*  
*Jo Ann Osterkamp (81-82) - 18.4*  
**Tara Boothe (03-04) ----- 18.3**  
 Beth Hake (78-79) ----- 18.0  
 Lynn Bihn (92-93) ----- 17.0

### Most Points by a Junior

**Tara Boothe (04-05) ----- 659**  
*Carol Madsen (92-93) ----- 595*  
*Jo Ann Osterkamp (82-83) ----- 553*  
 Amy Waugh (01-02) ----- 510  
 Taru Tuukkanen (99-00) ----- 450  
 Nicole Levandusky (99-00) ---- 418

### By Average

*Carol Madsen (92-93) ----- 21.3*  
**Tara Boothe (04-05) ----- 20.6**  
*Jo Ann Osterkamp (82-83) ---- 19.8*  
 Beth Hake (79-80) ----- 17.6  
 Amy Waugh (01-02) ----- 16.5

### Most Points by a Senior

Taru Tuukkanen (00-01) ----- 648  
 Stacey Land (84-85) ----- 588  
 Amy Waugh (02-03) ----- 571  
 Jennifer Phillips (00-01) ----- 558  
*Carol Madsen (93-94) ----- 543*

### By Average

*Stacey Land (84-85) ----- 21.0*  
 Taru Tuukkanen (00-01) ----- 19.1  
 Amy Waugh (02-03) ----- 19.0  
*Carol Madsen (93-94) ----- 18.7*  
 Amy Siefring (95-96) ----- 18.3

## REBOUNDING LEADERS BY CLASS

### Most Rebs. By a Freshman

**Tara Boothe (02-03) ----- 242**  
 Lynn Bihn (91-92) ----- 234  
 Karen Ohe (79-80) ----- 201  
 Taru Tuukkanen (97-98) ----- 179  
 Beth Hake (78-79) ----- 177

### By Average

**Tara Boothe (02-03) ----- 8.1**  
 Lynn Bihn (91-92) ----- 8.1  
 Beth Hake (78-82) ----- 7.6  
 Karen Niehoff (78-79) ----- 7.6  
 Karen Ohe (79-80) ----- 7.2

### Most Rebs. By a Sophomore

**Tara Boothe (03-04) ----- 227**  
 Jennifer Phillips (98-99) ----- 223  
 Ann Clark (81-82) ----- 210  
 Karen Ohe (80-81) ----- 208  
 Lynn Bihn (92-93) ----- 201

### By Average

Lynn Bihn (92-93) ----- 8.4  
**Tara Boothe (03-04) ----- 7.6**  
 Karen Ohe (80-81) ----- 7.2  
 Teri Coughman (85-86) ----- 7.2  
 Jennifer Phillips (98-99) ----- 6.8

### Most Rebounds By a Junior

Karen Ohe (81-82) ----- 260  
**Tara Boothe (04-05) ----- 257**  
 Lynn Bihn (93-94) ----- 253  
 Teri Coughman (86-87) ----- 246  
 Ann Haas (79-80) ----- 231

### By Average

Ann Haas (79-80) ----- 10.0  
 Teri Coughman (86-87) ----- 9.8  
 Lynn Bihn (93-94) ----- 8.7  
**Tara Boothe (04-05) ----- 8.0**  
 Karen Ohe (81-82) ----- 7.6  
 Tracey Trgovac (90-91) ----- 7.6

### Most Rebounds By a Senior

Taru Tuukkanen (01-02) ----- 287  
 Lynn Bihn (94-95) ----- 280  
 Stacey Land (84-85) ----- 229  
 Jennifer Phillips (00-01) ----- 204  
 Julie Campbell (90-91) ----- 199

### By Average

Lynn Bihn (94-95) ----- 10.0  
 Teri Fister (78-79) ----- 8.5  
 Taru Tuukkanen (00-01) ----- 8.4  
 Stacey Land (84-85) ----- 8.2  
 Julie Campbell (90-91) ----- 7.4

## ASSIST LEADERS BY CLASS

### Most Assists By a Freshmen

Amy Waugh (99-00) ----- 181  
**Miranda Green (03-04) ---- 98**  
 Reetta Piipari (99-00) ----- 74  
 Sheryl Krmpotich (88-89) ----- 63  
 Annette Trenkamp (89-90) ----- 55

### By Average

Amy Waugh (99-00) ----- 5.8  
**Miranda Green (03-04) ---- 3.3**  
 Reetta Piipari (99-00) ----- 2.3  
 Sheryl Krmpotich (88-89) ----- 2.3

### Most Assists By a Sophomore

Reetta Piipari (00-01) ----- 281  
 Kiesha Brown (95-96) ----- 137  
*Carol Madsen (91-92) ----- 136*  
**Miranda Green (04-05) --- 130**  
 Sheryl Krmpotich (89-90) ----- 106  
*Judy Smith (81-82) ----- 100*

### By Average

Reetta Piipari (00-01) ----- 8.3  
 Kiesha Brown (95-96) ----- 4.9  
 Carol Madsen (91-92) ----- 4.7  
 Sheryl Krmpotich (89-90) ----- 4.2  
**Miranda Green (04-05) ---- 4.1**

### Most Assists By a Junior

Amy Waugh (01-02) ----- 194  
*Carol Madsen (92-93) ----- 170*  
 Nikki Kremer (97-98) ----- 162  
 Reetta Piipari (01-02) ----- 151  
 Kristy Mescher (86-87) ----- 130

### By Average

Amy Waugh (01-02) ----- 6.3  
*Carol Madsen (92-93) ----- 5.7*  
 Nikki Kremer (97-98) ----- 5.6  
 Reetta Piipari (01-02) ----- 4.9

### Most Assists By a Senior

Nikki Kremer (98-99) ----- 275  
*Carol Madsen (93-94) ----- 212*  
 Reetta Piipari (02-03) ----- 153  
 Nicole Like (94-95) ----- 144  
 Amy Siefring (95-96) ----- 136

### By Average

Nikki Kremer (98-99) ----- 8.6  
*Carol Madsen (93-94) ----- 7.3*  
 Reetta Piipari (02-03) ----- 5.1  
 Nicole Like (94-95) ----- 5.1

*italics indicates a member of the Xavier Hall of Fame*



**BARB  
ALLANSON**  
1981-1984



**KERRY  
DURHAM**  
1986-1989



**JANET  
HANEBERG**  
1992-1994



**NICOLE  
LEVANDUSKY**  
1997-2001

Allanson, Barb ..... 1981-84

Dix, Sherry ..... 1979-80  
Durham, Kerry ..... 1986-89

Haas, Ann ..... 1979-81  
Hake, Beth ..... 1979-82  
Hake, Nancy ..... 1978-81  
Hamberg, Connie ..... 1994-98  
Hamm, Vicki ..... 1975-76  
Haneberg, Janet ..... 1992-94  
Hart, Chris ..... 1981-84  
Hawkins, Angela ..... 1977-78  
Hellman, Mary ..... 1973-74  
Henderson, Alexis ..... 2001-05  
Herfurt, Darlene ..... 1978-81  
Heydinger, Missy ..... 1992-96  
Hickey, Moira ..... 1978-81  
Horn, Kathy ..... 1979-80  
Hotz, Kim ..... 1996-00  
Hughes, Amy ..... 1997-00

Land, Stacey ..... 1982-85  
Leigh, Meila ..... 1997-99  
Leonard, Beth ..... 1983-86  
Levandusky, Nicole ..... 1997-01  
Like, Nicole ..... 1992-95  
Long, Debbie ..... 1983-87  
Lowry, Kristen ..... 1999-01



**LYNN  
BIHN**  
1992-1995

# E

Ernst, Anne ..... 1974-75  
Ernst, Michelle ..... 1988-91



**SHEILA  
FLINT**  
1993-1997

Bachmann, Christine ..... 1984-87  
Beletic, Mary ..... 1983-86  
Bell, Shavon ..... 2000-02  
Benintendi, Kelly ..... 1987-89  
Bihn, Lynn ..... 1992-95  
**Bingham, Candyce .... 2004-05**  
Blanton, Kim ..... 1988-91  
**Boothe, Tara ..... 2002-05**  
Brooks, Kelly ..... 1988-90  
Brown, Kiesha ..... 1994-97

Fister, Teresa ..... 1977-79  
Flint, Sheila ..... 1993-97  
Ford, Anne ..... 1980-81  
Fredrick, Maureen ..... 1984-87

# J

Jennings, Alicia ..... 1989-90



**CAROL  
MADSEN**  
1992-1994

Madsen, Carol ..... 1992-94  
Maloney, Mary Kevin ..... 1976-79  
Maloney, Nancy ..... 1975-76  
Maylath, Jackie ..... 1982-85  
McKay, Mary Ann ..... 1976-79  
Mescher, Kristy ..... 1985-88  
**Miller, Michele ..... 2003-05**  
Milostan, Becky ..... 1977-78  
Moraites, Eleni ..... 1979-80  
Myers, Connie ..... 1982-85



**JULIE  
CAMPBELL**  
1988-1991

Campbell, Julie ..... 1988-91  
Carr, Laura ..... 1982-85  
Chowning, Chelsea ..... 2003-05  
Clark, Cindy ..... 1979-80  
Clarke, Ann ..... 1981-84  
Clinkenbeard, Sherry ..... 1993-94  
Colborn, Amy ..... 1991-94  
Connolly, Joan ..... 1978-80  
Connolly, Mary ..... 1976-78  
Connolly, Sheila ..... 1976-79  
Conway, Lisa ..... 1978-79  
Coughman, Terry ..... 1985-87  
Counts, Mary Jo ..... 1977-78  
Cuncic, Ashliegh ..... 2001-02



**MONIQUE  
GREENE**  
1990-1993

Gathright, Pam ..... 1979-80  
Geryak, Mandy ..... 2002-04  
Glanz, Kellie ..... 1985-86  
**Granderson, Suntana .. 2003-05**  
**Green, Miranda ..... 2003-05**  
Greene, Monique ..... 1990-93  
Greer, Tina ..... 1996-97  
Griffin, Jamie ..... 1995-97  
Griggs, Katie ..... 1998-00



**NIKKI  
KREMER**  
1995-1999

Kaes, Julie ..... 1975-76  
Kaster, Nancy ..... 1985-88  
Kathman, Donna ..... 1988-89  
King, Mellissa ..... 2002-03  
King, Yvette ..... 1990-91  
Knannlein, Lori ..... 1989-92  
Kreager, Kate ..... 2000-02  
Kremer, Nikki ..... 1995-99  
Krpmotich, Sheryl ..... 1989-92  
Kulik, Hilary ..... 1998-00



**KAREN NIEHOFF**  
1980-1984

Neidermeyer, Kim ..... 2001-02  
Niehoff, Karen ..... 1980-83  
Nolan, Maureen ..... 1980-81



**JOANN OSTERKAMP**  
1981-1984

Olanrewaju, Adeola ..... 2003-05  
Ohe, Karen ..... 1980-83  
Osterkamp, JoAnn ..... 1981-84



**REETTA PIIPARI**  
1999-2003

Palmer, K.T. .... 1996-97  
Palumbo, Angie ..... 1986-89  
Parr, Jennifer ..... 1997-01  
Pasola, Elina ..... 1998-00  
Pater, Marianne ..... 1977-78  
Phelan, Kate ..... 1984-87  
Phillips, Jennifer ..... 1997-01  
Picconi, Brittany ..... 2004-05  
Piipari, Reetta ..... 1999-03  
Piotrkiewicz, Karolina ..... 2002-03  
Prebles, Suzanne ..... 1985-88



**JENNY RAUH**  
1993-1997

Rauh, Jenny ..... 1993-97  
Riley, Jonelle ..... 1995-99  
Rusche, Marcia ..... 1973-74



**AIDA SARAJLIJA**  
2000-2004

Sarajlija, Aida ..... 2000-04  
Schilling, Jennie ..... 1987-90  
Senser, Erin ..... 1997-01  
Shaffer, Tracy ..... 1989-92  
Siefring, Amy ..... 1992-96  
Slattery, Staci ..... 1988-89  
Smith, Judy ..... 1981-84  
Smith, Karen ..... 1986-89  
Sohngen, Nancy ..... 1975-76  
Sowers, Shannon ..... 1984-87  
Spann, Valerie ..... 1990-93  
Statuto, Danielle ..... 2001-04  
Steward, June ..... 1976-79  
Stratman, Katherine ..... 1976-77  
Strömberg, Susanna ..... 1995-99  
Stuckenberg, Kristie ..... 1993-97



**TARU TUUKKANEN**  
1997-2001

Thomas, Brittney ..... 2002-03  
Tombragel, Teri ..... 1981-82  
Trenkamp, Annette ..... 1990-93  
Trgovac, Tracey ..... 1989-92  
Tuukkanen, Taru ..... 1997-01  
Turney, Cindy ..... 1981-83

# V

Vernon, Rita ..... 1978-80



**AMY WAUGH**  
1999-2003

Wade, Missy ..... 1992-96  
Waugh, Amy ..... 1999-03  
**Wallner, Kristy ..... 2002-05**  
Weber, Lisa ..... 1978-82  
Wells, Nikki ..... 2001-05  
Wood, Tammy ..... 1979-80

# Y

Young, Joyce ..... 1974-75  
Yukes, Colleen ..... 2000-02

# Z

Zoellner, Julie ..... 1976-77

Year	Coach	Record	Pct.	Leading Scorer	Leading Rebounder
2004-05	Kevin McGuff	22-10	.688	Tara Boothe (20.6)	Tara Boothe (8.0)
2003-04	Kevin McGuff	17-13	.567	Tara Boothe (18.1)	Tara Boothe (7.6)
2002-03	Kevin McGuff	20-10	.667	Amy Waugh (19.0)	Tara Boothe (8.1)
2001-02	Melanie Balcomb	12-19	.387	Amy Waugh (16.5)	Kate Kreager (5.3)
2000-01	Melanie Balcomb	31-3	.912	Taru Tuukkanen (19.1)	Taru Tuukkanen (8.4)
1999-00	Melanie Balcomb	26-5	.807	Taru Tuukkanen (14.5)	Taru Tuukkanen (7.0)
1998-99	Melanie Balcomb	24-9	.706	Nicole Levandusky (15.4)	Jennifer Phillips (6.8)
1997-98	Melanie Balcomb	17-12	.586	Taru Tuukkanen (11.6)	Taru Tuukkanen (6.2)
1996-97	Melanie Balcomb	10-17	.370	Kim Hotz (10.0)	Kim Hotz (5.2)
1995-96	Melanie Balcomb	15-13	.536	Amy Sieftring (18.3)	Sheila Flint (6.8)
1994-95	Mark Ehlen	14-14	.500	Lynn Bihn (17.5)	Lynn Bihn (10.0)
1993-94	Mark Ehlen	20-9	.690	Carol Madsen (18.7)	Lynn Bihn (8.7)
1992-93	Mark Ehlen	21-9	.700	Carol Madsen (19.8)	Lynn Bihn (8.4)
1991-92	Mark Ehlen	19-10	.655	Carol Madsen (19.4)	Lynn Bihn (8.1)
1990-91	Mark Ehlen	14-13	.519	Sheryl Krmpotich (13.4)	Tracey Trgovac (7.6)
1989-90	Mark Ehlen	13-14	.481	Kim Blanton (13.6)	Julie Campbell (6.6)
1988-89	Mark Ehlen	10-17	.370	Kelly Benintendi (13.8)	Campbell/Knannlein (4.7)
1987-88	Mark Ehlen	5-22	.185	Kelly Benintendi (12.9)	Julie Campbell (6.4)
1986-87	Mark Ehlen	6-22	.214	Terri Coughman (15.2)	Terri Coughman (9.8)
1985-86	Laurie Massa	2-26	.071	Debbie Long (10.6)	Terri Coughman (7.2)
1984-85	Laurie Massa	3-25	.107	Stacey Land (21.0)	Stacey Land (8.2)
1983-84	Laurie Massa	10-16	.385	Jo Ann Osterkamp (18.1)	Judy Smith (8.5)
1982-83	Laurie Massa	13-13	.500	Jo Ann Osterkamp (21.3)	Judy Smith (8.0)
1981-82	Laurie Massa	20-14	.588	Jo Ann Osterkamp (18.4)	Karen Ohe (7.6)
1980-81	Laurie Massa	15-14	.517	Jo Ann Osterkamp (15.8)	Karen Ohe (7.4)
1979-80	Laurie Massa	9-15	.375	Beth Hake (17.6)	Ann Haas (10.0)
1978-79	Laurie Massa	15-8	.652	Beth Hake (18.0)	Teri Fister (8.5)
1977-78	Laurie Massa	6-7	.462	Sheila Connolly (14.0)	Teri Fister (9.5)
1976-77	Laurie Massa	7-6	.538	Mary Maloney (16.6)	Teri Fister (15.6)
1975-76	Tony Brueneman	13-2	.867	Vicki Hamm (10.6)	Vicki Hamm (7.1)
1974-75	Tony Brueneman	9-1	.900	Nancy Sohngen (24.2)	Nancy Sohngen (12.6)
1973-74	Tony Brueneman	7-6	.538	Marcia Rusche (15.0)	Joyce Young (8.2)
1972-73	Tony Brueneman	3-3	.500	Marcia Rusche (14.6)	Marcia Rusche (5.5)
1971-72	Tony Brueneman	1-6	.143	Marcia Rusche (14.5)	Marcia Rusche (6.4)
<b>34 Years</b>	<b>5 Coaches</b>	<b>449-403</b>	<b>.527</b>		



Kevin McGuff  
Fourth Season  
59-33 (.641)



Melanie Balcomb  
Seven seasons  
135-78 (.634)



Mark Ehlen  
Nine seasons  
122-130 (.484)



Laurie Massa  
10 seasons  
100-144 (.410)



Tony Brueneman  
Five seasons  
33-18 (.647)

## XAVIER IN THE NORTH STAR CONFERENCE

Year	Record	Pct.	Finish
1985-86	2-12	.143	Sixth
1984-85	1-13	.071	Sixth
1983-84	3-7	.300	Fifth

## XAVIER IN THE MIDWESTERN COLLEGIATE CONFERENCE

Year	Record	Pct.	Finish	Tournament
1994-1995	7-9	.437	Eighth	First Round
1993-1994	8-4	.666	Second	Finalist
1992-1993	11-5	.687	Second	Champions
1991-1992	9-3	.750	First	Finalist
1990-1991	7-9	.437	Seventh	DNP
1989-1990	7-9	.437	Fifth	DNP
1988-1989	6-8	.428	Fifth	DNP
1987-1988	2-8	.200	Fifth	DNP
1986-1987	3-9	.250	Sixth	DNP

### MCC Honors

#### 1993-1994

- Lynn Bihn ..... Second Team, Tournament MVP
- Carol Madsen ..... Player of the Year
- Jenny Rauh ..... All-Newcomer Team

#### 1992-1993

- Lynn Bihn ..... First Team
- Monique Green ..... All-Tournament Team
- Carol Madsen ..... Tournament MVP
- Amy Sieftring ..... All-Tournament Team

#### 1991-1992

- Lynn Bihn ..... Second Team, All-Newcomer Team
- Mark Ehlen ..... Coach of the Year
- Carol Madsen ..... Player of the Year, Newcomer of the Year





**1971-72 • 1-6**

**1972-73 • 3-3**

Berea	.....W, 29-17
Deaconess Nursing	.....W, 36-19
Cincinnati Bible	.....L, 44-40
Centre	.....L, 57-41

\* One more win and one more loss included in overall record

**1973-74 • 7-6**

Feb. 4	Deaconess Nursing	.....W, 31-13
Feb. 5	@ Georgetown (KY)	.....L, 30-26
Feb. 8	Lincoln Christian	.....L, 32-30
Feb. 11	@ Midway	.....W, 61-46
Feb. 13	@ Campbellsville	.....W, 31-24
Feb. 15	Wilmington	.....W, 36-21
Feb. 16	@ Transylvania	.....W, 36-21
Feb. 19	@ Rio Grande	.....W, 36-21
Feb. 21	@ Centre	.....W, 36-21
Feb. 22	@ Berea	.....W, 36-21
Feb. 25	@ Bellarmine	.....W, 36-21
Feb. 28	Thomas More	.....W, 56-54
Mar. 4	Cincinnati Bible	.....W, 38-34
Mar. 6	Capital University	.....W, 38-34

\* One more win and four more losses included in overall record

**1974-75 • 9-1**

Jan. 29	@ Midway	.....W, 83-27
Jan. 31	Campbellsville	.....W, 37-34
Feb. 4	@ Hanover	.....W, 35-34
Feb. 6	@ Berea	.....W, 35-34
Feb. 10	@ Cincinnati Bible	.....W, 56-31
Feb. 13	@ Spalding	.....W, 64-44
Feb. 15	Northern Kentucky	.....L, 54-34
Feb. 18	Thomas More	.....W, 64-24
Feb. 21	Lincoln Christian	.....W, 47-29
Feb. 24	Cincinnati Bible	.....W, 54-27
Feb. 27	@ Wilmington	.....W, 44-40
Mar. 4	Wilmington	.....W, 44-40

**1975-76 • 13-2**

Jan. 24	Thomas More	.....W, 34-22
Jan. 29	Urbana	.....W, 71-22
Feb. 3	Cincinnati Bible	.....W, 53-34
Feb. 5	Hanover	.....W, 50-36
Feb. 10	Thomas More	.....W, 42-26
Feb. 12	Edgecliff	.....W, 59-39
Feb. 14	Lincoln Christian	.....W, 61-39
Feb. 17	Campbellsville	.....W, 49-42
Feb. 19	Cincinnati Bible	.....W, 43-26
Feb. 23	Spalding	.....W, 58-39
Feb. 24	Louisville	.....L, 69-29
Feb. 27	John Carroll	.....L, 59-47
Feb. 28	@ Lakeland	.....L, 59-47
Mar. 1	Wilmington	.....L, 59-47

**1976-77 • 7-6**

Jan. 14	Mount St. Joseph	.....L, 74-61
Jan. 20	@ Edgecliff	.....W, 71-51
Jan. 27	@ Bellarmine	.....L, 64-39
Feb. 3	@ Hanover	.....W, 62-48
Feb. 5	Lakeland	.....W, 48-47
Feb. 9	@ Cincinnati Bible	.....W, 68-44
Feb. 12	Wright State	.....W, 44-36
Feb. 17	Thomas More	.....W, 72-32
Feb. 19	Cedarville JV	.....L, 57-55
Feb. 26	Rio Grande	.....L, 75-53
Feb. 28	Edgecliff	.....W, 59-43
Mar. 3	Oberlin +	.....L, 63-59
Mar. 4	Case Western +	.....L, 60-54

+ Ohio College Tournament

**1977-78 • 6-7**

Jan. 12	@ Wilmington	.....W, 76-54
Jan. 14	@ Mount St. Joseph	.....L, 96-41
Jan. 19	@ Edgecliff	.....W, 67-35
Jan. 23	Bellarmine	.....L, 73-57
Jan. 27	@ Quincy College	.....W, 73-57
Jan. 28	Culver-Stockton \$	.....W, 73-57
Feb. 2	@ Wright State	.....L, 67-43
Feb. 4	Transylvania	.....L, 57-56
Feb. 8	Wilmington	.....W, 64-36

Feb. 11	Thomas More	.....W, 69-24
Feb. 16	Cincinnati Bible	.....W, 68-49
Feb. 18	@ Rio Grande	.....L, 84-52
Feb. 23	Ohio Wesleyan	.....L, 53-46
Feb. 25	@ Transylvania	.....L, 60-49
Feb. 28	Edgecliff	.....W, 50-45

\$ Quincy University, Quincy Ill.

**1978-79 • 15-8**

Dec. 11	Betz Business	.....W, 63-39
Dec. 13	Wright State	.....L, 67-64
Dec. 14	@ Edgecliff	.....W, 88-52
Jan. 11	@ Quincy	.....W, 75-67
Jan. 12	Culver Stockton \$	.....L, 83-70
Jan. 16	@ Cincinnati	.....L, 78-37
Jan. 20	Ohio Wesleyan	.....L, 75-61
Jan. 22	@ Sinclair	.....W, 82-57
Jan. 25	Hanover	.....W, 64-59
Jan. 27	@ Mt. Vernon Nazarene	.....W, 64-59
Jan. 30	Thomas More	.....W, 96-23
Feb. 1	@ Wilmington	.....L, 79-75 (OT)
Feb. 3	@ Otterbein	.....W, 75-55
Feb. 7	Wheeling	.....W, 81-74
Feb. 10	@ Earlham	.....W, 74-35
Feb. 13	Transylvania	.....W, 74-53
Feb. 16	Ohio Dominican	.....W, 75-70
Feb. 19	Mount St. Joseph	.....W, 73-65
Feb. 21	@ Edgecliff	.....W, 87-60
Feb. 24	Rio Grande	.....L, 99-74
Feb. 26	Cincinnati Bible	.....W, 72-49
Feb. 29	Ohio Dominican +	.....L, 72-60
Mar. 1	Muskingum +	.....W, 74-54
Mar. 2	Ohio Northern +	.....L, 84-71

\$ Quincy University, Quincy Ill.  
+ OAISW State Tournament

**1979-80 • 9-15**

Thomas More	.....W, 80-20
@ Dayton	.....L, 101-48
@ Wright State	.....L, 84-57
@ Akron	.....L, 65-58
@ Cleveland State	.....L, 42-21
Ohio Northern	.....W, 60-52
@ Central State	.....L, 59-56
Wilmington	.....W, 65-47
@ Ohio Wesleyan	.....L, 61-45
@ Transylvania	.....W, 64-50
@ Cedarville	.....L, 81-47
St. Louis	.....L, 86-61
Central State	.....L, 62-59
@ Mount St. Joseph	.....L, 92-60
Cincinnati %	.....L, 80-54
@ Hanover	.....L, 69-56
Earlham	.....W, 82-29
@ Rio Grande	.....L, 105-81
John Carroll	.....W, 79-62
@ Ohio Dominican	.....L, 78-63
Edgecliff	.....W, 80-45
Spalding	.....W, 95-89
Mount St. Joseph +	.....L, 78-57

% Riverfront Coliseum, Cincinnati  
+ OAISW State Tournament

**1980-81 • 15-14**

Dec. 1	Thomas More	.....W, 105-15
Dec. 5	@ Maryville	.....W, 67-21
Dec. 6	@ St. Louis	.....L, 65-68
Dec. 9	Hanover	.....W, 85-75
Dec. 11	@ Spalding	.....W, 84-46
Dec. 16	Wright State	.....L, 90-76
Jan. 2	Midway \$	.....W, 72-66
Jan. 3	Belmont \$	.....L, 75-57
Jan. 5	Duke	.....L, 72-46
Jan. 9	Akron	.....L, 67-59
Jan. 10	@ Ohio Northern	.....L, 79-62
Jan. 13	Central State	.....W, 72-67
Jan. 15	@ Wilmington	.....W, 83-69
Jan. 17	Cleveland State	.....L, 71-56
Jan. 19	@ Loyola of Chicago	.....L, 84-75
Jan. 22	Mount St. Joseph	.....W, 77-45
Jan. 26	Cedarville %	.....W, 75-52
Jan. 30	@ Youngstown State	.....L, 78-72
Jan. 31	@ John Carroll	.....W, 63-56
Feb. 5	Georgetown (KY)	.....W, 98-94
Feb. 7	Ohio Dominican	.....W, 72-62

Feb. 10	Rio Grande	.....W, 81-57
Feb. 18	Cincinnati %	.....L, 82-53
Feb. 22	@ Dayton	.....L, 89-51
Feb. 24	Eastern Kentucky	.....L, 104-5
Feb. 28	Berea	.....W, 85-72
Mar. 5	Mount St. Joseph +	.....W, 80-68
Mar. 6	Dayton +	.....L, 111-73
Mar. 7	Akron +	.....L, 83-80

\$ Midway Invitational  
% Riverfront Coliseum, Cincinnati  
+ OAISW State Tournament

**1981-82 • 20-14**

**AIAW Division II State Champs**

Nov. 20	Northeastern Illinois \$	.....W, 90-64
Nov. 20	Carthage \$	.....L, 76-68
Nov. 21	Lewis \$	.....W, 74-64
Dec. 3	@ Mount St. Joseph	.....W, 69-59
Dec. 7	Otterbein	.....W, 99-46
Dec. 9	@ Wright State	.....W, 72-66
Dec. 12	@ Dayton	.....L, 79-68
Jan. 8	@ Youngstown State	.....L, 77-62
Jan. 9	@ Akron	.....L, 68-64
Jan. 13	@ Cleveland State	.....L, 93-64
Jan. 16	Indiana Tech	.....W, 78-76
Jan. 17	Loyola of Chicago	.....L, 81-70
Jan. 20	Central State %	.....W, 85-73
Jan. 23	Bluffton	.....W, 74-67
Jan. 25	@ Cedarville	.....W, 72-57
Jan. 27	Cincinnati %	.....L, 76-67
Jan. 29	@ St. Francis	.....W, 70-68
Jan. 30	@ Lewis	.....L, 83-67
Feb. 2	@ Georgetown (KY)	.....L, 78-71
Feb. 6	Marian	.....W, 94-60
Feb. 9	@ Eastern Kentucky	.....L, 86-70
Feb. 11	@ Rio Grande	.....W, 69-65
Feb. 13	@ Ohio Dominican	.....W, 76-61
Feb. 16	@ Hanover	.....W, 76-61
Feb. 18	Midway	.....W, 91-61
Feb. 20	Ohio Northern	.....W, 83-81
Feb. 22	Wilmington	.....W, 83-81
Feb. 25	Transylvania	.....W, 87-67
Feb. 27	@ Bellarmine	.....L, 79-71
Mar. 2	@ Northern Kentucky	.....L, 79-64
Mar. 5	Wright State +	.....W, 66-58
Mar. 6	Central State +	.....W, 74-56
Mar. 11	Loyola of Chicago ^	.....W, 65-59
Mar. 12	Wisconsin-Green Bay ^	.....L, 83-72
Mar. 13	Eastern Illinois ^	.....L, 86-60

\$ Midwest Invitational  
% Riverfront Coliseum, Cincinnati  
+ OAISW Tournament  
^ AIAW Tournament

**1982-83 • (13-13)**

**First year of Division I competition**

Dec. 1	@ Marian	.....W, 77-67
Dec. 3	Morehead State \$	.....L, 77-66
Dec. 4	Alabama-Huntsville \$	.....L, 75-59
Dec. 7	@ Otterbein	.....W, 82-77
Dec. 9	@ Central State	.....L, 78-66
Dec. 11	Kentucky State	.....W, 63-61
Dec. 18	Indiana State	.....L, 69-61
Jan. 3	Wayne State	.....W, 78-65
Jan. 5	@ Ashland	.....W, 70-67
Jan. 7	uquesne *	.....L, 70-66
Jan. 8	Molloy *	.....W, 66-40
Jan. 11	Eastern Kentucky	.....L, 74-65
Jan. 13	Bellarmine	.....W, 76-68
Jan. 17	Mount St. Joseph	.....W, 67-58
Jan. 20	IUPUI	.....W, 85-58
Jan. 26	Cincinnati %	.....L, 90-58
Jan. 29	Cleveland State	.....L, 79-67
Feb. 1	@ Dayton	.....L, 80-46
Feb. 5	Akron%	.....W, 84-78
Feb. 9	Wright State	.....L, 75-69
Feb. 12	@ Butler	.....L, 71-64
Feb. 16	@ Evansville	.....W, 75-68
Feb. 19	@ Indiana Tech	.....W, 75-60
Feb. 21	@ Loyola of Chicago	.....L, 86-48
Feb. 26	@ Ohio Northern	.....L, 83-82
Feb. 28	Northern Kentucky	.....W, 84-77

% Riverfront Coliseum, Cincinnati  
\$ Lady Eagle Classic, Morehead Ky.  
\* Canisius Tournament, Buffalo N.Y.

**1983-84 • 10-16 (3-7 NSC)**

Nov. 26	@ Toledo	.....L, 85-80
Nov. 29	Central State	.....W, 100-46
Dec. 2	Eastern Illinois \$	.....W, 49-48
Dec. 3	Murray State \$	.....W, 72-54
Dec. 6	@ Eastern Kentucky	.....L, 70-65
Dec. 10	@ Miami (Ohio)	.....W, 82-69
Dec. 27	Alabama ^	.....L, 102-42
Dec. 28	Fordham ^	.....L, 79-76
Dec. 31	Western Illinois	.....W, 91-72
Jan. 4	@ Northern Kentucky	.....L, 84-72
Jan. 7	Notre Dame (NSC)	.....L, 85-68
Jan. 9	@ Loyola-Chicago (NSC)	.....L, 89-56
Jan. 16	Evansville (NSC)	.....L, 90-66
Jan. 18	Butler	.....W, 90-67
Jan. 23	DePaul (NSC)	.....W, 82-72
Jan. 26	Cincinnati	.....L, 87-76
Jan. 28	@ Detroit (NSC)	.....L, 73-62
Feb. 2	@ Cleveland State	.....L, 98-62
Feb. 6	Loyola-Chicago (NSC)	.....L, 76-89
Feb. 10	Illinois-Chicago	.....L, 77-90
Feb. 13	@ Evansville (NSC)	.....W, 77-66
Feb. 22	Detroit (NSC)	.....W, 96-91
Feb. 25	@ Notre Dame (NSC)	.....L, 91-77
Feb. 29	Dayton	.....L, 92-70
Mar. 3	@ Akron	.....W, 88-76
Mar. 5	DePaul (NSC)	.....L, 84-65

\$ Heath Classic, Charleston Ill.  
^ Queens Tournament, Flushing N.Y.

**1984-85 • 3-25 (1-13 NSC)**

Nov. 28	@ Kent	.....L, 62-58
Dec. 1	Akron	.....L, 67-93
Dec. 7	eastern Illinois	.....L, 87-44
Dec. 8	Western Michigan \$	.....L, 85-69
Dec. 12	Miami (Ohio)	.....L, 84-59
Dec. 15	Toledo	.....L, 89-87
Dec. 28	Cincinnati \$	.....L, 99-71
Dec. 29	West Virginia \$	.....L, 109-76
Jan. 3	Georgia	.....L, 106-38
Jan. 7	@ Memphis State	.....L, 102-57
Jan. 12	@ St. Louis	.....W, 64-62
Jan. 14	@ Evansville (NSC)	.....L, 77-72
Jan. 17	DePaul (NSC)	.....L, 103-68
Jan. 19	Loyola (NSC)	.....L, 78-65
Jan. 25	Butler (NSC)	.....L, 73-63
Jan. 31	Dayton (NSC)	.....L, 100-74
Feb. 2	Marquette	.....W, 94-82
Feb. 6	Detroit (NSC)	.....L, 81-72
Feb. 9	@ Notre Dame (NSC)	.....L, 107-61
Feb. 11	@ Illinois-Chicago	.....L, 82-62
Feb. 15	@ DePaul (NSC)	.....L, 97-65
Feb. 17	@ Loyola (NSC)	.....L, 86-69
Feb. 22	Evansville (NSC)	.....L, 72-58
Feb. 23	@ Butler (NSC)	.....W, 75-69
Feb. 25	Cleveland State	.....L, 71-70
Feb. 28	@ Dayton (NSC)	.....L, 90-33
Mar. 6	@ Detroit (NSC)	.....L, 91-61
Mar. 9	Notre Dame (NSC)	.....L, 78-50

\$ Heath Classic, Charleston Ill.  
^ Communiplex Holiday Classic, Cincinnati

**1985-86 • 2-26 (2-12)**

Nov. 27	Eastern Illinois	.....L, 80-60
Nov. 27	@ Toledo	.....L, 88-58
Dec. 4	@ Miami (Ohio)	.....L, 74-63
Dec. 7	Vanderbilt \$	.....L, 100-55
Dec. 8	Holy Cross \$	.....L, 95-67
Dec. 14	Kent	.....L, 84-57
Dec. 28	Western Kentucky ^	.....L, 122-43
Dec. 29	Kent ^	.....L, 96-69
Jan. 4	Morehead State	.....L, 71-54
Jan. 7	@ Akron	.....L, 82-69
Jan. 8	@ Cleveland State	.....L, 78-48
Jan. 13	Detroit (NSC)	.....L, 102-67
Jan. 17	@ DePaul (NSC)	.....L, 95-55
Jan. 19	@ Loyola(NSC)	.....L, 95-73
Jan. 22	Evansville (NSC)	.....W, 69-68
Jan. 24	St. Louis (NSC)	.....L, 76-75
Jan. 26	Butler (NSC)	.....W, 71-63
Jan. 29	@ Dayton (NSC)	.....L, 82-53
Feb. 5	Cincinnati	.....L, 84-74
Feb. 8	@ Notre Dame (NSC)	.....L, 104-59



Feb. 10	@ Detroit (NSC)	W, 90-49
Feb. 14	DePaul (NSC)	L, 102-71
Feb. 16	Loyola(NSC)	L, 92-71
Feb. 20	@ Evansville (NSC)	L, 80-67
Feb. 23	@ Butler (NSC)	L, 76-65
Feb. 27	Dayton (NSC)	L, 78-42
Mar. 1	@ Marquette	L, 61-55
Mar. 6	Notre Dame (NSC)	L, 76-43

\$ Providence Tournament  
^ Hall of Fame Classic

**1986-87 • 6-22 (3-9 MCC)**

Nov. 29	Toledo	L, 64-56
Dec. 3	Miami (Ohio)	L, 68-61
Dec. 7	Western Michigan	L, 76-55
Dec. 9	@ Morehead State	L, 76-71
Dec. 13	@ Michigan	L, 63-55
Dec. 20	Indiana State	L, 99-79
Dec. 28	Akron	L, 63-62
Dec. 31	@ Northern Kentucky	W, 79-66
Jan. 3	@ New Orleans	L, 81-62
Jan. 5	@ SW Louisiana	L, 75-68
Jan. 10	@ Loyola (MCC)	L, 81-62
Jan. 12	@ Detroit (MCC)	L, 98-70
Jan. 17	Evansville (MCC)	L, 71-67
Jan. 18	St. Louis (MCC)	W, 78-48
Jan. 22	@ Marshall	L, 76-72 (OT)
Jan. 26	@ Oral Roberts (MCC)	L, 83-68
Jan. 28	@ Cincinnati	L, 73-53
Jan. 31	Cleveland State	W, 71-62
Feb. 2	@ Butler (MCC)	L, 70-65
Feb. 7	Loyola (MCC)	L, 55-47
Feb. 9	Detroit (MCC)	L, 92-71
Feb. 11	@ Bowling Green	L, 66-48
Feb. 14	@ Evansville (MCC)	W, 65-64
Feb. 15	@ St. Louis (MCC)	L, 59-46
Feb. 19	Dayton	L, 60-51
Feb. 23	Oral Roberts (MCC)	L, 86-66
Feb. 28	Butler (MCC)	W, 66-63
Mar. 2	Indianapolis	W, 79-66

**1987-88 • 5-22 (2-8 MCC)**

Nov. 28	@ Toledo	L, 56-74
Nov. 30	@ Western Michigan	L, 65-56
Dec. 2	Morehead State	L, 64-51
Dec. 5	Marshall	L, 59-44
Dec. 9	@ Miami (Ohio)	L, 65-47
Dec. 12	@ Indiana State	L, 76-58
Dec. 19	Stetson	L, 83-78
Dec. 21	Northern Kentucky	L, 85-47
Jan. 6	@ Wright State	L, 62-48
Jan. 9	@ Cleveland State	L, 56-52
Jan. 11	Valparaiso	W, 74-54
Jan. 16	Detroit (MCC)	W, 64-56
Jan. 18	Loyola (MCC) \$	L, 76-58
Jan. 21	Marquette	W, 61-55
Jan. 23	@ St. Louis (MCC)	L, 62-43
Jan. 25	@ Evansville (MCC)	L, 72-58
Jan. 28	Cincinnati	L, 61-39
Feb. 1	@ Kent	L, 83-68
Feb. 6	@ Butler (MCC)	L, 58-55
Feb. 8	@ Indianapolis	L, 77-58
Feb. 13	@ Detroit (MCC)	W, 71-71
Feb. 15	@ Loyola (MCC)	L, 69-45
Feb. 20	St. Louis (MCC) \$	L, 77-68
Feb. 22	Evansville (MCC) \$	L, 68-53
Feb. 24	@ Dayton	L, 62-49
Feb. 27	IUPUI \$	W, 74-69
Mar. 5	Butler (MCC)	L, 68-65

\$ At Cincinnati Gardens before men's game

**1988-89 • 10-17 (6-8 MCC)**

Nov. 26	Toledo	L, 65-64
Nov. 30	@ Cincinnati	L, 67-48
Dec. 6	Miami of Ohio	L, 64-52
Dec. 10	@ Marquette	L, 78-71
Dec. 17	Princeton \$	W, 79-76
Dec. 18	St. Peter's \$	L, 64-50
Dec. 22	Marshall	W, 63-61
Dec. 31	@ IUPUI	L, 74-62
Jan. 2	Kent %	L, 74-69
Jan. 4	Fordham	W, 76-70
Jan. 7	@ Valparaiso	W, 78-60
Jan. 10	Wright State	L, 70-66

Jan. 12	@ Loyola (MCC)	L, 73-58
Jan. 14	@ Detroit (MCC)	L, 86-73
Jan. 19	Evansville (MCC)	W, 69-52
Jan. 21	St. Louis (MCC) %	W, 66-55
Jan. 26	@ Notre Dame (MCC)	L, 66-52
Jan. 28	@ Butler (MCC)	W, 74-51
Feb. 4	@ Dayton (MCC)	L, 66-54
Feb. 9	Loyola (MCC)	L, 74-69
Feb. 11	Detroit (MCC)	L, 67-62
Feb. 16	@ Evansville (MCC)	L, 66-49
Feb. 18	@ St. Louis (MCC)	W, 67-60
Feb. 21	@ Northern Kentucky	L, 64-43
Feb. 25	Notre Dame (MCC)	L, 69-56
Mar. 2	Butler (MCC)	W, 61-57
Mar. 4	Dayton (MCC)	W, 75-68

\$ Princeton Invitational, Princeton N.J.  
% At Cincinnati Gardens before men's game

**1989-90 • 13-14 (7-9)**

Nov. 25	@ Ball State	L, 82-70
Dec. 5	Cincinnati	W, 65-53
Dec. 9	Miami (Ohio)	L, 87-57
Dec. 16	Ohio	W, 80-60
Dec. 29	Stetson \$	L, 78-63
Dec. 29	Holy Cross \$	L, 84-72
Jan. 5	Coastal Carolina	W, 73-48
Jan. 8	@ Wright State	W, 70-60
Jan. 11	Loyola (MCC)	W, 81-80
Jan. 13	Marquette (MCC)	L, 74-66
Jan. 18	@ Evansville (MCC)	L, 75-66
Jan. 20	@ St. Louis (MCC)	W, 77-62
Jan. 25	Notre Dame (MCC)	L, 92-59
Jan. 27	Butler (MCC)	L, 58-56
Jan. 29	Detroit (MCC)	W, 71-60
Feb. 1	@ Marshall	L, 79-71
Feb. 3	Dayton (MCC)	L, 73-61
Feb. 6	Chicago State	W, 86-52
Feb. 8	@ Loyola (MCC)	W, 78-64
Feb. 10	@ Marquette (MCC)	L, 80-70
Feb. 15	Evansville (MCC)	W, 81-79
Feb. 17	St. Louis (MCC)	W, 93-66
Feb. 22	@ Detroit (MCC)	W, 97-95
Feb. 24	@ Butler (MCC)	L, 75-54
Feb. 26	@ Notre Dame (MCC)	L, 85-61
Mar. 3	@ Dayton (MCC)	L, 82-77
Mar. 5	Valparaiso	W, 92-73

\$ Lady Hatter Classic, DeLand Fla.

**1990-91 • 14-13 (7-9 MCC)**

Nov. 24	Miami (Ohio)	L, 96-68
Nov. 27	@ Cincinnati	W, 60-48
Dec. 1	@ Valparaiso	W, 97-91
Dec. 4	@ Ohio	L, 83-62
Dec. 11	@ Eastern Kentucky	L, 89-65
Dec. 20	Ball State	W, 94-79
Dec. 22	Marshall	L, 76-66
Dec. 28	@ Duke	W, 78-73
Dec. 30	@ Coastal Carolina	W, 85-52
Jan. 3	@ Chicago State	W, 86-67
Jan. 5	Wright State	W, 80-61
Jan. 10	@ Loyola (MCC)	W, 87-62
Jan. 12	@ Marquette (MCC)	W, 75-59
Jan. 17	Evansville (MCC)	W, 87-63
Jan. 19	St. Louis (MCC)	W, 84-62
Jan. 24	@ Detroit (MCC)	L, 79-72
Jan. 26	@ Butler (MCC)	L, 88-68
Jan. 29	@ Notre Dame (MCC)	L, 74-50
Feb. 2	@ Dayton (MCC)	L, 75-64
Feb. 7	Loyola (MCC)	L, 64-62
Feb. 9	Marquette (MCC)	W, 81-62
Feb. 14	@ Evansville (MCC)	L, 75-74
Feb. 16	@ St. Louis (MCC)	W, 86-58
Feb. 21	Detroit (MCC)	W, 77-68
Feb. 23	Butler (MCC)	L, 66-64
Feb. 26	Dayton (MCC)	L, 70-60
Mar. 2	Notre Dame (MCC)	L, 69-53

**1991-92 • 19-10 (9-3 MCC)**

**MCC Regular Season Champs**

Nov. 23	XU 88	@ Miami (Ohio)	W, 88-84
Nov. 29	XU 72	Bradley \$	W, 72-69
Nov. 30	XU 73	@ Central Michigan	L, 90-73
Dec. 3	XU 81	Ohio	L, 83-81
Dec. 10	XU 78	Eastern Kentucky	W, 78-64
Dec. 14	XU 82	@ Wright State	W, 82-49

Dec. 21	@ Cleveland State	W, 96-78
Dec. 28	@ St. Mary's (CA)	W, 76-65
Dec. 30	@ California	L, 88-79
Jan. 4	Detroit Mercy (MCC)	W, 60-59
Jan. 7	@ Notre Dame (MCC)	W, 69-66
Jan. 11	Butler (MCC)	W, 74-53
Jan. 14	@ West Virginia	L, 85-49
Jan. 18	@ Dayton (MCC)	W, 71-56
Jan. 22	Cincinnati	W, 73-63
Jan. 25	Loyola (MCC)	W, 86-62
Jan. 28	Alabama	L, 86-77
Feb. 1	@ Evansville (MCC)	L, 89-76
Feb. 6	Notre Dame (MCC)	W, 104-86
Feb. 11	@ Duquesne	W, 62-59
Feb. 15	Dayton (MCC)	W, 94-79
Feb. 20	@Wisconsin-Green Bay	L, 69-60
Feb. 22	@ Loyola (MCC)	L, 78-74
Feb. 26	Youngstown State %	W, 78-61
Feb. 29	Evansville (MCC)	W, 79-63
Mar. 5	@ Butler (MCC)	W, 79-55
Mar. 7	@ Detroit Mercy (MCC)	L, 63-62
Mar. 12	Butler (MCC) +	W, 93-64
Mar. 13	Notre Dame (MCC) +	L, 59-54

% At Cincinnati Gardens before men's game  
\$ Chippewa Classic in Mt. Pleasant, Mich.  
+ MCC Tournament Game

**1992-93 • 21-9 (11-5 MCC)**

**MCC Tournament Champions  
NCAA First Round**

Dec. 1	@ Morehead State	W, 103-54
Dec. 8	West Virginia	W, 99-68
Dec. 12	Miami (Ohio)	L, 71-60
Dec. 18	E. Washington	W, 69-61
Dec. 21	@ Ohio	L, 52-51
Dec. 28	Indiana State	W, 82-70
Dec. 31	Wright State	W, 77-54
Jan. 2	@ Dayton (MCC)	W, 76-61
Jan. 5	@ Alabama	L, 95-76
Jan. 9	Notre Dame (MCC)	L, 64-56
Jan. 14	@ La Salle (MCC)	W, 86-75
Jan. 16	@ Duquesne (MCC)	W, 80-65
Jan. 21	Butler (MCC)	L, 91-87
Jan. 23	Evansville (MCC)	L, 76-71
Jan. 28	@ Detroit Mercy (MCC)	L, 75-70
Jan. 30	@ Loyola (MCC)	W, 73-52
Feb. 4	@ Youngstown State	W, 82-79
Feb. 6	Dayton (MCC)	W, 78-65
Feb. 11	@ Notre Dame (MCC)	W, 70-68
Feb. 18	Duquesne (MCC)	W, 102-69
Feb. 20	La Salle (MCC)	W, 79-54
Feb. 23	@ Cincinnati	W, 81-48
Feb. 27	@ Butler (MCC)	L, 89-80
Mar. 1	@ Evansville (MCC)	W, 79-69
Mar. 4	Loyola (MCC)	W, 96-57
Mar. 6	Detroit Mercy (MCC)	W, 83-75
Mar. 8	Detroit Mercy (MCC) %	W, 74-72
Mar. 9	Dayton (MCC) %	W, 67-57
Mar. 10	Butler (MCC) %	W, 82-72
Mar. 17	Clemson #	L, 70-64

% MCC Tournament Game  
# NCAA Tournament Game at Clemson

**1993-94 • 20-9 (8-4 MCC)**

Nov. 27	Wisconsin-Green Bay	W, 72-49
Nov. 30	@ Bowling Green	L, 86-69
Dec. 4	@ Indiana State	L, 84-65
Dec. 9	@ Miami (Ohio)	W, 70-61
Dec. 11	Morehead State	W, 96-68
Dec. 18	Cleveland State	W, 81-66
Dec. 21	Wake Forest \$	W, 62-53
Dec. 22	Vermont \$	L, 70-67
Dec. 28	Howard &	W, 89-74
Dec. 29	Wagner &	W, 69-63
Jan. 2	Eastern Kentucky ^	L, 81-78
Jan. 3	Yale ^	W, 70-68
Jan. 8	Loyola (MCC)	W, 90-76
Jan. 13	@ Evansville (MCC)	W, 88-69
Jan. 15	@Butler (MCC)	L, 93-59
Jan. 18	Cincinnati	W, 84-68
Jan. 22	La Salle (MCC)	W, 82-60
Jan. 27	@ Notre Dame (MCC)	L, 72-58
Jan. 29	@ Loyola (MCC)	W, 77-68
Feb. 2	Dayton	W, 78-70
Feb. 5	Detroit (MCC)	L, 74-68

Feb. 10	@ La Salle (MCC)	W, 85-76
Feb. 17	Butler (MCC)	W, 84-73
Feb. 19	Evansville (MCC)	W, 104-79
Feb. 26	Notre Dame (MCC)	L, 72-67
Mar. 3	@ Detroit (MCC)	W, 73-60
Mar. 5	Evansville (MCC) +	W, 85-65
Mar. 6	Detroit (MCC) +	W, 77-74
Mar. 8	Notre Dame (MCC) +	L, 72-63

\$ Vermont Holiday Tournament & Wagner College Tournament

^ Hoosier Classic

+ MCC Tournament Game

**1994-95 • 14-14 (7-9 MCC)**

Nov. 26	Central Michigan	W, 80-45
Nov. 29	Bowling Green	W, 78-62
Dec. 3	Grambling State \$	L, 104-68
Dec. 4	Idaho \$	W, 91-55
Dec. 7	Illinois	L, 75-57
Dec. 10	@ Dayton	W, 87-77
Dec. 21	Miami	W, 76-73
Dec. 29	Bucknell ^	W, 80-75
Dec. 30	Pittsburgh ^	L, 75-63
Jan. 5	Notre Dame	L, 72-63
Jan. 7	Detroit (MCC)	L, 58-53
Jan. 12	@Cleveland State (MCC)	L, 86-72
Jan. 14	@ La Salle	L, 83-69
Jan. 21	@ Wright State (MCC)	W, 83-70
Jan. 24	Loyola (MCC)	W, 70-59
Jan. 28	@Northern Illinois	L, 99-58
Jan. 30	@ Cincinnati	L, 83-77
Feb. 2	@Ill.-Chicago (MCC)	L, 82-65
Feb. 4	@ Butler (MCC)	L, 84-62
Feb. 8	Wis.-Milwaukee (MCC)	W, 71-58
Feb. 11	Wis.-Green Bay (MCC)	L, 76-63
Feb. 13	@ Detroit (MCC)	W, 76-72
Feb. 18	Wright State (MCC)	W, 59-69
Feb. 23	Cleveland State (MCC)	W, 73-77
Feb. 25	La Salle	W, 83-67
Mar. 1	@ Notre Dame	L, 86-73
Mar. 5	Wright State (MCC) +	W, 78-69
Mar. 9	Notre Dame +	L, 83-52

\$ Rice Classic

^ Lady Panther Invitational

+ MCC Tournament

**1995-96 • 15-13 (7-9 Atlantic 10)**

Nov. 25	Georgetown	W, 87-86
Nov. 30	@ Illinois	W, 98-89
Dec. 5	@ Miami	L, 89-69
Dec. 8	@ Central Michigan	L, 59-54
Dec. 10	Wichita State	W, 71-49
Dec. 18	Tulane \$	L, 71-63
Dec. 19	Marist \$	W, 74-68
Dec. 20	Alaska-Anchorage \$	W, 77-64
Dec. 30	@ Duquesne (A-10)	W, 70-63
Jan. 4	G. Washington (A-10)	W, 77-70
Jan. 6	Duquesne (A-10)	W, 72-64
Jan. 10	Cincinnati	W, 71-66
Jan. 13	@ St. Joseph's (A-10)	L, 80-54
Jan. 15	@ La Salle (A-10)	L, 78-69
Jan. 20	Temple (A-10)	W, 100-82
Jan. 24	St. Bonaventure (A-10)	W, 90-67
Jan. 28	@ Virginia Tech (A-10)	L, 87-82
Jan. 31	Indiana State	W, 87-80
Feb. 3	Dayton	L, 82-78
Feb. 8	Rhode Island (A-10)	L, 95-91
Feb. 10	@Massachusetts (A-10)	L, 75-56
Feb. 14	@ Fordham (A-10)	W, 89-75
Feb. 17	Virginia Tech (A-10)	W, 83-70
Feb. 21	@ G. Washington (A-10)	L, 68-62
Feb. 24	La Salle (A-10)	L, 76-71
Feb. 27	@ Dayton (A-10)	L, 85-78
Mar. 1	St. Bonaventure +	W, 84-71
Mar. 2	Geo. Washington +	L, 82-61



Dec. 21	Miami	W, 83-72
Dec. 30	Robert Morris	W, 92-75
Jan. 4	@ Dayton (A-10)	L, 83-80
Jan. 6	@ Cincinnati	L, 83-58
Jan. 9	@ La Salle (A-10)	L, 67-54
Jan. 11	@ Duquesne (A-10)	L, 83-51
Jan. 16	Virginia Tech (A-10)	W, 73-62
Jan. 18	G. Washington (A-10)	L, 88-60
Jan. 21	Dayton (A-10)	L, 73-64
Jan. 23	@St. Bona. (A-10)	L, 84-65
Jan. 25	Fordham (A-10)	L, 60-55
Jan. 30	@ Temple (A-10)	W, 85-70
Feb. 1	St. Joseph's (A-10)	L, 67-66
Feb. 4	Southern Utah	W, 85-60
Feb. 8	La Salle (A-10)	L, 52-35
Feb. 10	Duquesne (A-10)	W, 70-68
Feb. 13	@ G. Washington (A-10)	L, 81-64
Feb. 15	@ Virginia Tech (A-10)	W, 68-54
Feb. 19	Massachusetts (A-10)	W, 59-52
Feb. 22	@ Rhode Island (A-10)	L, 73-67
Feb. 25	@ Temple ^	L, 74-69

**1997-98 • 17-12**  
**WNIT First Round**

Nov. 18	@ Valparaiso	W, 77-63
Nov. 21	Wisconsin-Milwaukee	W, 72-59
Nov. 25	@Bradley	W, 67-58
Nov. 28	Ohio State	L, 77-63
Dec. 5	Middle Tennessee^	W, 74-66
Dec. 6	Youngstown State^	L, 78-71
Dec. 13	Butler	L, 72-61
Dec. 20	Northern Illinois	W, 81-58
Dec. 29	@ Western Kentucky	L, 91-60
Jan. 2	@ G. Washington (A-10)	W, 63-58
Jan. 4	@ La Salle (A-10)	W, 78-61
Jan. 8	Virginia Tech (A-10)	W, 83-74
Jan. 10	Duquesne (A-10)	L, 71-67
Jan. 13	Dayton (A-10)	W, 86-71
Jan. 15	@ Massachusetts (A-10)	W, 60-49
Jan. 17	@ Rhode Island (A-10)	W, 82-67
Jan. 22	G. Washington (A-10)	L, 70-58
Jan. 24	Fordham (A-10)	W, 86-59
Jan. 28	Cincinnati	L, 78-72
Feb. 1	@ Duquesne (A-10)	L, 80-61
Feb. 6	La Salle (A-10)	W, 80-61
Feb. 9	@ Virginia Tech (A-10)	W, 69-68
Feb. 14	@ St. Bona. (A-10)	L, 72-71
Feb. 16	@ Dayton (A-10)	L, 85-82
Feb. 19	Temple (A-10)	W, 68-60
Feb. 21	St. Joseph's (A-10)	W, 75-64
Feb. 26	St. Bonaventure #	W, 77-67
Mar. 1	@ Massachusetts #	L, 49-44
Mar. 13	@ Indiana \$	L, 80-74

**1998-99 • 24-9**  
**NCAA Tournament Second Round**

Nov. 13	@ Toledo	L, 93-64
Nov. 17	Wright State	W, 89-57
Nov. 23	@Ohio State	W, 68-63
Nov. 28	Eastern Kentucky	W, 105-89
Dec. 4	@ UNC Charlotte	W, 83-69
Dec. 6	@ Wis.-Milwaukee	W, 64-63
Dec. 9	Butler	W, 77-76
Dec. 12	@ Miami (Ohio)	W, 80-73
Dec. 19	Princeton	W, 75-57
Dec. 23	Dayton (A-10)	L, 76-66
Dec. 30	@ Bowling Green	W, 92-75
Jan. 2	@ Duquesne (A-10)	W, 81-59
Jan. 5	St. Bonaventure (A-10)	W, 96-64
Jan. 10	@ Dayton (A-10)	W, 82-76
Jan. 15	@ LaSalle (A-10)	L, 63-61
Jan. 17	@ Fordham (A-10)	L, 83-75
Jan. 22	Rhode Island (A-10)	W, 69-57
Jan. 24	Massachusetts (A-10)	W, 64-51
Jan. 29	@ Virginia Tech (A-10)	W, 71-67
Jan. 31	Duquesne (A-10)	W, 84-64
Feb. 5	@ Virginia Tech (A-10)	L, 61-60
Feb. 7	@ G. Washington (A-10)	L, 99-64
Feb. 10	@ Cincinnati	L, 65-61 (OT)
Feb. 12	LaSalle (A-10)	W, 66-54

Feb. 14	G. Washington (A-10)	W, 98-56
Feb. 19	@ Temple (A-10)	W, 72-39
Feb. 21	@ St. Joseph's (A-10)	L, 76-66
Feb. 26	Rhode Island+	W, 84-67
Feb. 27	Massachusetts+	W, 74-58
Feb. 28	Virginia Tech+	W, 86-79
Mar. 1	St. Joseph's+	L, 85-73
Mar. 12	Florida International #	W, 85-71
Mar. 14	Connecticut #	L, 86-84

+ A-10 Championship at Temple  
# NCAA 1st and 2nd round at Connecticut

**1999-2000 • 26-5 (13-3 Atlantic 10)**  
**Atlantic 10 Tournament Champions**  
**NCAA Tournament First Round**

Nov. 19	Wisconsin-Green Bay	W, 62-54
Nov. 23	@Wright State	W, 73-56
Nov. 26	Oakland %	W, 80-72
Nov. 27	Chattanooga %	W, 80-65
Dec. 1	Bowling Green	W, 87-72
Dec. 5	Cincinnati	L, 77-71 (2OT)
Dec. 8	UNC-Charlotte	W, 94-67
Dec. 11	@ Eastern Kentucky	W, 94-83
Dec. 18	@ Butler	W, 84-48
Dec. 21	@ Dayton(A-10)	L, 78-77
Dec. 28	Miami	W, 90-48
Dec. 31	@ Kentucky	W, 68-67
Jan. 7	Temple (A-10)	W, 65-60
Jan. 9	St. Joseph's (A-10)	L, 69-67
Jan. 14	@Massachusetts (A-10)	W, 68-60
Jan. 16	@Rhode Island (A-10)	W, 77-47
Jan. 20	La Salle (A-10)	W, 85-55
Jan. 22	G. Washington (A-10)	W, 68-55
Jan. 28	@ Duquesne (A-10)	W, 80-57
Jan. 30	@ Virginia Tech (A-10)	W, 64-60
Feb. 4	@ St. Bona. (A-10)	W, 87-66
Feb. 6	Dayton (A-10)	W, 77-64
Feb. 10	Virginia Tech (A-10)	W, 68-46
Feb. 13	Fordham (A-10)	W, 83-50
Feb. 18	@ La Salle (A-10)	W, 85-72
Feb. 20	@ G. Washington (A-10)	L, 70-68
Feb. 24	Duquesne (A-10)	W, 87-54
Mar. 4	St. Bonaventure \$	W, 76-57
Mar. 5	Saint Joseph's \$	W, 84-78 (OT)
Mar. 6	George Washington \$	W, 80-66
Mar. 17	Stephen F. Austin #	L, 73-72

% Tallahassee Democrat Seminole Classic  
\$ Atlantic 10 Tournament at Temple  
# NCAA First Round at Louisiana State

**2000-01 • 31-3 (15-1 Atlantic 10)**  
**Atlantic 10 Regular Season Champions**  
**Atlantic 10 Tournament Champions**  
**NCAA Tournament Regional Finalist**

Nov. 19	Vanderbilt	W, 64-60
Nov. 24	UC-Riverside %	W, 76-51
Nov. 25	@ Loyola Marymount %	W, 84-68
Nov. 29	Chicago State	W, 88-34
Dec. 2	@ Wisconsin-Green Bay	W, 89-74
Dec. 6	Kentucky	W, 80-62
Dec. 12	@ Cincinnati	L, 75-59
Dec. 15	Middle Tenn. State ^	W, 92-89
Dec. 22	@ Akron	W, 84-57
Dec. 31	Butler	W, 78-67
Jan. 4	Fordham (A-10)	W, 84-66
Jan. 6	@ G. Washington (A-10)	L, 88-74
Jan. 12	Massachusetts (A-10)	W, 77-68
Jan. 14	Rhode Island (A-10)	W, 73-51
Jan. 19	@ Temple (A-10)	W, 73-63
Jan. 21	@ St. Joseph's (A-10)	W, 73-57
Jan. 24	@ Dayton (A-10)	W, 89-76
Jan. 26	St. Bonaventure (A-10)	W, 72-60
Jan. 28	@ Rhode Island (A-10)	W, 83-73
Feb. 1	Florida State	W, 75-72
Feb. 4	G.W. (A-10)	W, 86-84 (OT)
Feb. 8	La Salle (A-10)	W, 74-64
Feb. 11	@ Fordham (A-10)	W, 92-73
Feb. 16	St. Joseph's (A-10)	W, 63-50
Feb. 18	Dayton (A-10)	W, 84-62
Feb. 22	@ Duquesne (A-10)	W, 80-57
Feb. 25	@ St. Bona. (A-10)	W, 93-82
Mar. 3	vs. Massachusetts \$	W, 86-64
Mar. 4	vs. Dayton \$	W, 80-71
Mar. 5	vs. Geo. Washington \$	W, 81-56
Mar. 16	Louisville +	W, 80-52

Mar. 18	Clemson +	W, 77-62
Mar. 24	Tennessee +	W, 80-65
Mar. 26	Purdue & L, 88-78	

% Loyola Marymount Tournament  
^ Gaylord Entertainment Center, Nashville  
\$ A-10 Championship at Temple  
+ NCAA 1st and 2nd Rnd at Cintas Center  
& NCAA Midwest Regional in Birmingham

**2001-02 • 12-19 (5-11 Atlantic 10)**

Nov. 16	@ Indiana State	W, 80-72
Nov. 19	Akron	W, 90-44
Nov. 23	vs Wis-Green Bay %	L, 64-51
Nov. 24	@ Maine %	L, 79-67
Nov. 28	@ Vanderbilt	L, 78-56
Dec. 2	Cincinnati	L, 62-56
Dec. 8	St. Francis #	W, 79-65
Dec. 9	Toledo #	W, 108-95 (3OT)
Dec. 14	vs. Colorado State ^	L, 65-48
Dec. 15	@ Ohio State ^	L, 96-68
Dec. 23	Middle Tennessee State	L, 68-60
Dec. 31	Mississippi State	W, 74-72
Jan. 2	@ Dayton (A-10)	L, 77-66
Jan. 4	@ Duquesne (A-10)	L, 77-56
Jan. 11	Fordham (A-10)	W, 68-63
Jan. 13	G. Washington (A-10)	L, 81-59
Jan. 18	La Salle (A-10)	W, 82-64
Jan. 20	@ Richmond (A-10)	L, 93-73
Jan. 25	@ St. Bona. (A-10)	L, 72-68
Jan. 28	Dayton (A-10)	L, 80-68
Jan. 31	@ Rhode Island (A-10)	L, 70-58
Feb. 2	@ Massachusetts (A-10)	W, 68-55
Feb. 8	Saint Joseph's (A-10)	W, 75-61
Feb. 10	Temple (A-10)	L, 60-52
Feb. 15	@ La Salle (A-10)	L, 63-58
Feb. 17	@ G. Washington (A-10)	L, 61-58
Feb. 22	Duquesne (A-10)	W, 82-61
Feb. 24	Richmond (A-10)	L, 83-71
Mar. 1	vs. Rhode Island ^	W, 68-54
Mar. 2	G. Washington ^	W, 67-64
Mar. 3	Saint Joseph's ^	L, 90-80

% Dead Wood River Co. Classic at Maine  
# Provident Bank Xavier Invitational  
^ Women's Sports Fndtn Classic at OSU  
\$ Atlantic 10 Tournament at Temple

**2002-03 • 20-10 (11-5 Atlantic 10)**  
**NCAA Tournament First Round**

Nov. 22	@ Pepperdine	W, 62-54
Nov. 29	vs. Louisiana-Monroe %	W, 80-61
Nov. 30	@ Colorado State %	L, 68-64
Dec. 7	Central Conn State #	W, 68-40
Dec. 8	Michigan #	W, 75-64
Dec. 12	@ Lipscomb	W, 68-67
Dec. 14	Indiana State	W, 78-65
Dec. 21	Pittsburgh	W, 82-65
Dec. 28	@ Cincinnati	L, 61-56
Jan. 2	@ Mississippi State	L, 78-64
Jan. 5	Columbia	W, 61-38
Jan. 7	@ Dayton (A-10)	L, 82-65
Jan. 10	Duquesne (A-10)	W, 65-57
Jan. 12	La Salle (A-10)	W, 73-54
Jan. 17	@ Richmond (A-10)	W, 72-67
Jan. 19	@ G. Washington (A-10)	L, 70-57
Jan. 24	Massachusetts (A-10)	W, 77-65
Jan. 26	Rhode Island (A-10)	W, 70-45
Jan. 31	@ Saint Joseph's (A-10)	L, 67-64
Feb. 2	@ Fordham (A-10)	W, 69-56
Feb. 7	Richmond (A-10)	L, 61-56
Feb. 9	G.W. (A-10)	W, 94-92 (4OT)
Feb. 13	@ Temple (A-10)	W, 64-56
Feb. 15	@ La Salle (A-10)	W, 65-51
Feb. 21	St. Bonaventure (A-10)	W, 65-45
Feb. 23	@ Duquesne (A-10)	L, 75-69 (OT)
Mar. 2	Dayton (A-10)	W, 72-64
Mar. 7	La Salle \$	W, 74-58
Mar. 8	@ Rhode Island \$	L, 52-48
Mar. 23	UC-Santa Barbara &	L, 71-62

% Coors Rocky Mountain Invntl at CSU  
# Provident Bank Xavier Invitational  
\$ Atlantic 10 Tournament at Rhode Island  
& NCAA First Round at Texas Tech

**2003-04 • 17-13 (8-8 Atlantic 10)**  
**WNIT First Round**

Nov. 21	@ Louisville	W, 72-64
Nov. 23	vs. IUPUI	W, 64-48
Nov. 30	vs. Cincinnati	L, 52-41
Dec. 3	Middle Tennessee	L, 67-65
Dec. 6	Central Michigan #	W, 72-35
Dec. 7	High Point #	W, 78-40
Dec. 10	@ Kentucky	W, 75-60
Dec. 18	Lipscomb	W, 72-65
Dec. 21	@ Michigan	L, 65-56
Dec. 28	@ Pittsburgh	W, 72-48
Dec. 31	St. Francis (PA)	W, 70-64
Jan. 3	G. Washington (A-10)	L, 65-49
Jan. 5	Richmond (A-10)	L, 82-79 (OT)
Jan. 9	@ St. Bonaventure (A-10)	W, 63-61
Jan. 11	@ Duquesne (A-10)	L, 83-69
Jan. 16	Saint Joseph's (A-10)	L, 59-53
Jan. 18	Fordham (A-10)	W, 81-69
Jan. 23	@ Massachusetts (A-10)	W, 53-43
Jan. 25	@ Rhode Island (A-10)	W, 66-55
Jan. 30	@ Dayton (A-10)	W, 71-67
Feb. 1	Duquesne (A-10)	W, 62-45
Feb. 6	La Salle (A-10)	W, 63-50
Feb. 8	Temple (A-10)	L, 61-50
Feb. 13	@ G. Washington (A-10)	L, 66-64
Feb. 15	@ Richmond (A-10)	L, 74-45
Feb. 19	@ La Salle (A-10)	L, 66-63 (OT)
Feb. 27	Dayton (A-10)	W, 62-50
Mar. 5	La Salle \$	W, 63-57 (2OT)
Mar. 6	Temple \$	L, 55-48
Mar. 17	Miami (OH) &	L, 77-65

# Provident Bank Xavier Invitational  
\$ Atlantic 10 Tournament at Saint Joseph's  
& WNIT First Round at Cintas Center

**2004-05 • 22-10 (13-3 Atlantic 10)**  
**Atlantic 10 West Division Champion**  
**WNIT Quarterfinal**

Nov. 19	@ Florida State	L, 56-48
Nov. 26	Western Illinois #	W, 64-52
Nov. 27	Auburn #	L, 55-53
Dec. 4	Maryland	L, 74-72
Dec. 6	@ IPFW	W, 68-50
Dec. 11	@ Cincinnati	W, 85-50
Dec. 18	Akron	W, 70-54
Dec. 22	Louisville	L, 64-61
Dec. 28	Kentucky	W, 75-67
Dec. 31	Youngstown State	W, 67-57
Jan. 3	@ Dayton	W, 64-51
Jan. 6	Middle Tennessee	L, 64-58
Jan. 9	Duquesne (A-10)	W, 81-60
Jan. 14	Rhode Island (A-10)	W, 77-38
Jan. 16	George Washington (A-10)	W, 57-42
Jan. 21	@ Saint Joseph's (A-10)	W, 72-55
Jan. 23	@ La Salle (A-10)	W, 66-55
Jan. 27	Dayton (A-10)	W, 73-54
Jan. 30	@ Temple (A-10)	L, 64-62
Feb. 4	@ Duquesne (A-10)	W, 88-68
Feb. 6	@ Richmond (A-10)	L, 72-65
Feb. 11	La Salle (A-10)	W, 70-45
Feb. 13	UMass (A-10)	W, 65-55
Feb. 18	@ Fordham (A-10)	W, 59-57
Feb. 20	@ George Wash. (A-10)	L, 75-66 (OT)
Feb. 25	Richmond (A-10)	W, 66-64
Feb. 27	St. Bonaventure (A-10)	W, 75-43
Mar. 5	UMass \$	W, 69-46
Mar. 6	Temple \$	L, 64-61
Mar. 16	@ Western Kentucky &	W, 87-85
Mar. 21	@ Indiana State ^	W, 79-70
Mar. 24	@ Kentucky *	L, 67-62

# Provident Bank Xavier Invitational  
\$ Atlantic 10 Tournament at Saint Joseph's  
& WNIT First Round  
^ WNIT Second Round  
\* WNIT Quarterfinal

\* Due to incomplete sources, some games and game scores could not be found in our records.  
NCC - North Star Conference Game  
MCC - Midwestern Collegiate Conf. Game  
A-10 - Atlantic 10 Conference Game





## XAVIER IN THE ATLANTIC 10

Year	Record	Pct.	Regular Season	Tournament
2004-2005	13-3	.813	1st in West	Semifinalist
2003-2004	8-8	.500	Fourth in West	Quarterfinalist
2002-2003	11-5	.688	Second in West	Semifinalist
2001-2002	5-11	.313	Fifth in West	Semifinalist
2000-2001	15-1	.938	Champion	Champion
1999-2000	13-3	.812	Second in West	Champion
1998-1999	11-5	.688	Third in West	Finalist
1997-1998	11-5	.688	Second in West	Quarterfinalist
1996-1997	5-11	.313	Fifth in West	First Round
1995-1996	7-9	.438	Fifth in West	Quarterfinalist
<b>10 Seasons</b>	<b>99-61</b>	<b>.619</b>		

## ALL-CONFERENCE HONORS

- 2004-05**  
 Tara Boothe ----- First Team, All-Academic Team  
 Miranda Green ----- Third Team  
 Michele Miller ----- Sixth Player of the Year
- 2003-04**  
 Tara Boothe ----- First Team, All-Academic Team  
 Suntana Granderson ----- All-Rookie Team
- 2002-2003**  
 Tara Boothe ----- Rookie of the Year, Third Team  
 Reetta Piipari ----- First Team  
 Kristy Wallner ----- All-Rookie Team  
 Amy Waugh ----- First Team, All-Academic Team
- 2001-2002**  
 Alexis Henderson ----- All-Rookie Team  
 Reetta Piipari ----- Third Team  
 Amy Waugh ----- Second Team
- 2000-2001**  
 Melanie Balcomb ----- Coach of the Year  
 Nicole Levandusky ----- Def. Player of the Year, First Team  
 Jennifer Phillips ----- Player of the Year, First Team  
 Reetta Piipari ----- Second Team  
 Taru Tuukkanen ----- First Team, All-Academic Team,  
 ----- Scholar Athlete of the Year
- 1999-2000**  
 Nicole Levandusky ----- First Team  
 Jennifer Phillips ----- Second Team  
 Taru Tuukkanen ----- First Team, Co-Most Improved Player  
 Amy Waugh ----- Rookie of the Year
- 1998-1999**  
 Katie Griggs ----- All-Rookie Team  
 Nikki Kremer ----- First Team  
 Nicole Levandusky ----- Third Team  
 Jennifer Phillips ----- Second Team
- 1997-1998**  
 Connie Hamberg ----- Third Team  
 Nikki Kremer ----- Third Team  
 Jennifer Phillips ----- All-Rookie Team
- 1996-1997**  
 Kim Hotz ----- All-Rookie Team
- 1995-1996**  
 Amy Siefiring (Meyer) ----- Second Team  
 Susanna Stromberg ----- All-Rookie Team

## WEEKLY AWARD WINNERS

### ATLANTIC 10 PLAYERS OF THE WEEK

Tara Boothe -----	Nov. 28, 2004
Tara Boothe -----	Jan. 23, 2005
Tara Boothe -----	Feb. 12, 2005
Tara Boothe -----	Dec. 7, 2003
Amy Waugh -----	Jan. 19, 2003
Amy Waugh -----	Feb. 12, 2002
Jennifer Phillips -----	Feb. 18, 2001
Jennifer Phillips -----	Feb. 4, 2001
Taru Tuukkanen -----	Feb. 4, 2001
Taru Tuukkanen -----	Jan. 28, 2001
Taru Tuukkanen -----	Jan. 21, 2001
Jennifer Phillips -----	Dec. 17, 2000
Nicole Levandusky -----	Dec. 3, 2000
Reetta Piipari -----	Nov. 19, 2000
Jennifer Phillips -----	Feb. 19, 2000
Taru Tuukkanen -----	Dec. 11, 1999
Nikki Kremer -----	Jan. 3, 1999
Nicole Levandusky -----	Dec. 20, 1998
Amy Siefiring -----	Jan. 7, 1996
Jenny Rauh -----	Dec. 31, 1995

### ATLANTIC 10 ROOKIES OF THE WEEK

Miranda Green -----	Feb. 8, 2004
Suntana Granderson -----	Jan. 11, 2004
Tara Boothe -----	March 2, 2003
Tara Boothe -----	Feb. 23, 2003
Tara Boothe -----	Feb. 16, 2003
Tara Boothe -----	Feb. 9, 2003
Tara Boothe -----	Feb. 2, 2003
Tara Boothe -----	Jan. 26, 2003
Tara Boothe -----	Jan. 19, 2003
Tara Boothe -----	Jan. 12, 2003
Tara Boothe -----	Jan. 5, 2003
Tara Boothe -----	Dec. 22, 2002
Tara Boothe -----	Dec. 15, 2003
Alexis Henderson -----	Dec. 16, 2001
Alexis Henderson -----	Nov. 25, 2001
Kate Kreager -----	Dec. 24, 2000
Reetta Piipari -----	Jan. 22, 2000
Amy Waugh -----	Dec. 25, 1999
Amy Waugh -----	Dec. 11, 1999
Amy Waugh -----	Nov. 27, 1999
Jennifer Phillips -----	Jan. 18, 1998
Taru Tuukkanen -----	Dec. 7, 1997
Kim Hotz -----	Dec. 1, 1996
Susanna Stromberg -----	Feb. 18, 1996
Susanna Stromberg -----	Dec. 24, 1995





## ATLANTIC 10 TOURNAMENT HISTORY

### 2005 Semifinalist

Quarterfinals----- Xavier 69, Massachusetts 46  
 Semifinals----- Temple 64, Xavier 61  
 All-Tournament----- Tara Boothe

### 2004 Second Round

First Round----- Xavier 63, Fordham 57  
 Quarterfinals----- Temple 55, Xavier 48

### 2003 Semifinalist

Quarterfinals----- Xavier 74, La Salle 58  
 Semifinals----- Rhode Island 52, Xavier 48  
 All-Tournament----- Amy Waugh

### 2002 Semifinalist

First Round----- Xavier 68, Rhode Island 54  
 Quarterfinals----- Xavier 67, George Washington 64  
 Semifinals----- Saint Joseph's 90, Xavier 80  
 All-Tournament----- Amy Waugh

### 2001 Champion

Quarterfinals----- Xavier 86, Massachusetts 64  
 Semifinals----- Xavier 80, Dayton 80  
 Finals----- Xavier 81, George Washington 56  
 Tournament MVP ----- Jennifer Phillips  
 All-Tournament----- Reetta Piipari, Taru Tuukkanen

### 2000 Champion

Quarterfinals----- Xavier 76, St. Bonaventure 57  
 Semifinals----- Xavier 84, Saint Joseph's 78 (OT)  
 Finals----- Xavier 80, George Washington 66  
 Tournament MVP ----- Nicole Levandusky  
 All-Tournament----- Taru Tuukkanen



*Tara Boothe was named to the 2005 All-Atlantic 10 Tournament Team after leading XU to its sixth semifinal appearance in the last seven years.*

### 1999 Finalist

First Round----- Xavier 84, Rhode Island 67  
 Quarterfinals----- Xavier 74, Massachusetts 58  
 Semifinals----- Xavier 86, Virginia Tech 79  
 Finals----- Saint Joseph's 85, Xavier 73  
 All-Tournament----- Nikki Kremer, Nicole Levandusky

### 1998 Semifinalist

Quarterfinals----- Xavier 77, St. Bonaventure 67  
 Semifinals----- Massachusetts 49, Xavier 44

### 1997 First Round

First Round----- Temple 74, Xavier 69 (OT)

### 1996 Quarterfinalist

First Round----- Xavier 84, St. Bonaventure 71  
 Quarterfinals----- George Washington 82, Xavier 61



*Amy Waugh, a member of the 2002 and 2003 Atlantic 10 All-Tournament Team, is pictured here after the Musketeers took home their second consecutive A-10 Tournament Title in 2001.*

\*Xavier's Atlantic 10 Tournament individual and team records can be found on page 91.

## ALL-TIME TOURNAMENT RECORD

W	L	Pct.
16	8	.667

Semifinals -- (6) 2005, 2003, 2002, 2001, 2000, 1999

Finals -- (3) 2001, 2000, 1999

Titles -- (2) 2000, 2001

## TOURNAMENT RECORD BY OPPONENT

Dayton .....	1-0	Richmond .....	0-0
Duquesne .....	0-0	St. Bonaventure .....	3-0
Fordham .....	1-0	Saint Joseph's .....	1-2
George Washington .....	3-1	Temple .....	0-3
La Salle .....	1-0	Virginia Tech .....	1-0
Massachusetts .....	3-1		
Rhode Island .....	2-1		

### 1998 WNIT FIRST ROUND

Assembly Hall • Bloomington, Ind.  
Indiana 80, Xavier 74 • March 13, 1998

Xavier Name	Min	FG	3FG	FT	Rbs	As	Pts
Jennifer Phillips	23	3-11	0-0	0-0	7	0	6
Connie Hamberg	20	2-7	0-4	2-2	2	0	6
Taru Tuukkanen	29	5-20	0-1	3-7	10	0	13
Nikki Kremer	33	3-4	2-2	2-2	3	4	10
Nicole Levandusky	29	8-16	6-11	0-2	4	0	22
Susanna Stromberg	11	2-5	0-0	0-0	3	0	4
Jonelle Riley	17	1-1	0-0	0-0	0	0	2
Kim Hotz	13	3-8	0-2	3-6	4	0	9
Meila Leigh	10	0-0	0-0	0-0	2	2	0
Amy Hughes	13	1-4	0-3	0-0	2	1	2
<b>TOTALS</b>	<b>200</b>	<b>28-76</b>	<b>8-23</b>	<b>10-19</b>	<b>43</b>	<b>7</b>	<b>74</b>

Indiana Name	Min	FG	3FG	FT	Rbs	As	Pts
Rachael Honegger	32	3-9	1-7	4-6	5	2	11
Cindy Kerns	35	4-9	0-0	0-0	10	8	8
Quacy Barnes	36	8-8	0-0	2-4	6	1	18
Dani Thrush	32	5-10	1-3	6-6	7	3	17
Kristi Green	40	3-7	3-6	5-6	7	1	14
Kameelah Morgan	13	2-6	2-4	2-2	2	3	8
Lisa Wube	3	1-1	0-0	0-0	0	0	2
LaKale Malone	1	0-0	0-0	0-0	0	0	0
Summar Maines	8	1-3	0-0	0-0	1	0	2
<b>TOTALS</b>	<b>200</b>	<b>27-53</b>	<b>7-20</b>	<b>19-24</b>	<b>41</b>	<b>18</b>	<b>80</b>

Halftime: IU 41, XU 27. Turnovers: XU 15, IU 24.  
Steals: XU 8, IU 5. Blocks: XU 1, IU 2. Personal Fouls: XU 21, IU 16. Fouled Out: None. Technical Fouls: None.  
Attendance: 941. Officials: Hagan, Daley, Turner.

### 2005 WNIT FIRST ROUND

E.A. Diddle Arena • Bowling Green, Ky.  
Xavier 87, Western Kentucky 85 • March 16, 2005

Xavier Name	Min	FG	3FG	FT	Rbs	As	Pts
Tara Boothe	36	15-25	4-6	2-3	6	0	36
Adeola Olanrewaju	32	8-11	0-0	1-1	11	1	17
Miranda Green	34	1-2	0-0	1-2	1	5	3
Kristy Wallner	22	0-0	0-0	0-0	3	0	0
Suntana Granderson	37	8-17	3-6	7-8	5	4	26
Chelsea Chowning	6	1-1	1-1	0-0	0	1	3
Candyce Bingham	4	0-0	0-0	0-0	0	1	0
Michele Miller	17	1-3	0-1	0-0	2	1	2
Alexis Henderson	12	0-1	0-1	0-0	1	0	0
<b>TOTALS</b>	<b>200</b>	<b>34-60</b>	<b>8-15</b>	<b>11-14</b>	<b>29</b>	<b>13</b>	<b>87</b>

Western Kentucky Name	Min	FG	3FG	FT	Rbs	As	Pts
Krystal Gardner	34	3-4	0-0	2-2	4	0	8
Crystal Kelly	36	10-12	0-0	7-10	13	0	27
Tiffany Zaragoza	38	2-8	1-5	0-0	2	7	5
Leslie Logsdon	34	6-17	3-9	8-9	2	4	23
Tiff Porter-Talbert	35	5-17	0-0	1-2	8	3	11
Shardae Butler	2	0-0	0-0	0-0	0	1	0
Ashley Butler	21	3-5	1-2	4-4	4	1	11
<b>TOTALS</b>	<b>200</b>	<b>29-36</b>	<b>5-16</b>	<b>22-27</b>	<b>35</b>	<b>16</b>	<b>85</b>

Halftime: WKU 44, XU 37. Turnovers: XU 14, WKU 13.  
Steals: XU 6, WKU 4. Blocks: XU 2, WKU 1. Personal Fouls: XU 22, WKU 12. Fouled Out: None. Technical Fouls: None.  
Attendance: 3,257. Officials: Grinter, Maddock, Bradley.

### 2005 WNIT QUARTERFINAL

Memorial Coliseum • Lexington, Ky.  
Kentucky 67, Xavier 62 • March 24, 2005

Xavier Name	Min	FG	3FG	FT	Rbs	As	Pts
Kristy Wallner	31	1-2	0-0	0-0	3	3	2
Tara Boothe	38	10-22	1-4	4-5	9	1	25
Adeola Olanrewaju	24	3-5	0-0	2-2	5	1	8
Miranda Green	40	2-8	0-2	2-2	2	1	6
Suntana Granderson	31	3-10	2-7	1-1	1	0	9
Michele Miller	19	3-6	0-1	0-0	3	1	6
Alexis Henderson	17	2-4	2-4	0-0	3	0	6
<b>TOTALS</b>	<b>200</b>	<b>24-57</b>	<b>5-18</b>	<b>9-10</b>	<b>30</b>	<b>7</b>	<b>62</b>

Kentucky Name	Min	FG	3FG	FT	Rbs	As	Pts
Sara Potts	39	12-23	3-10	4-4	9	3	31
Sara Elliott	20	3-5	0-0	0-1	3	0	6
Samantha Mahoney	26	4-8	1-1	0-1	0	1	9
Angela Phillips	27	1-1	1-1	0-0	2	1	3
Chante Bowman	13	1-4	0-0	0-0	1	1	2
Nastassia Alcuis	4	0-3	0-1	1-2	0	2	1
Danyelle Payne	25	4-9	0-1	3-3	5	1	11
Jennifer Humphrey	19	1-2	0-0	0-0	5	0	2
Keiko Tate	27	1-5	0-0	0-0	6	1	2
<b>TOTALS</b>	<b>200</b>	<b>27-60</b>	<b>5-14</b>	<b>8-11</b>	<b>40</b>	<b>10</b>	<b>67</b>

Halftime: XU 34, UK 24. Turnovers: XU 12, UK 15.  
Steals: XU 7, UK 5. Blocks: XU 1, UK 3. Personal Fouls: XU 13, UK 14. Fouled Out: None. Technical Fouls: None.  
Attendance: 3,531. Officials: B. Morris, L. Morris, Claybrook.

### 2004 WNIT FIRST ROUND

Cintas Center • Cincinnati, OH.  
Miami (OH) 77, Xavier 65 • March 17, 2004

Miami (Ohio) Name	Min	FG	3FG	FT	Rbs	As	Pts
Colleen Day	35	6-17	0-1	6-6	9	0	18
Kim Lancaster	32	5-8	0-0	0-0	9	0	10
Amanda Jackson	30	7-17	1-4	1-2	3	4	16
Nicki Motto	31	3-8	3-6	3-4	2	7	12
Cindi Merrill	34	5-9	1-2	3-5	7	6	14
Hillary Beck	1	0-0	0-0	0-0	0	0	0
Melanie Kozlowski	23	1-3	1-3	2-3	2	1	5
Kim Smith	14	1-2	0-0	0-0	1	0	2
<b>TOTALS</b>	<b>200</b>	<b>28-64</b>	<b>6-16</b>	<b>15-20</b>	<b>34</b>	<b>18</b>	<b>77</b>

Xavier Name	Min	FG	3FG	FT	Rbs	As	Pts
Tara Boothe	30	5-11	1-2	0-1	6	0	11
Adeola Olanrewaju	28	4-7	0-0	3-3	6	1	11
Miranda Green	34	6-11	0-1	2-2	3	3	14
Kristy Wallner	25	2-4	0-1	2-4	7	3	6
Suntana Granderson	29	5-17	3-7	0-0	4	2	13
Chelsea Chowning	16	1-4	1-4	2-3	3	0	5
Mandy Geryak	6	0-0	0-0	0-0	0	0	0
Nikki Wells	10	0-0	0-0	0-0	3	0	0
Aida Sarajlija	13	2-6	1-4	0-0	3	0	5
Alexis Henderson	9	0-0	0-0	0-0	1	0	0
<b>TOTALS</b>	<b>200</b>	<b>25-60</b>	<b>6-19</b>	<b>9-13</b>	<b>43</b>	<b>9</b>	<b>65</b>

Halftime: Miami 43, Xavier 30. Turnovers: MU 10, XU 22.  
Steals: MU 13, XU 5. Blocks: MU 1, XU 4. Personal Fouls: MU 17, XU 15. Fouled Out: Granderson (XU).  
Technical Fouls: Team (XU). Attendance: 717. Officials: Dickerson, Whitson, Del Ducco

### 2005 WNIT SECOND ROUND

Hulman Center • Terre Haute, Ind.  
Xavier 79, Indiana State 70 • March 21, 2005

Xavier Name	Min	FG	3FG	FT	Rbs	As	Pts
Miranda Green	37	3-10	1-4	2-2	1	5	9
Kristy Wallner	34	0-1	0-0	2-2	6	5	2
Suntana Granderson	21	5-10	4-8	0-0	0	2	14
Adeola Olanrewaju	30	6-8	0-0	0-0	10	0	12
Tara Boothe	40	9-18	3-7	9-13	11	0	30
Chelsea Chowning	3	0-0	0-0	0-1	0	1	0
Michele Miller	25	2-7	0-2	8-8	4	1	12
Alexis Henderson	10	0-1	0-1	0-0	2	0	0
<b>TOTALS</b>	<b>200</b>	<b>25-55</b>	<b>8-12</b>	<b>21-26</b>	<b>41</b>	<b>14</b>	<b>79</b>

Indiana State Name	Min	FG	3FG	FT	Rbs	As	Pts
Stephanie Lisch	33	6-10	0-0	0-0	4	1	12
Kristen Weddle	28	4-10	1-6	1-1	4	3	10
Melanie Boeglin	33	8-15	3-5	3-3	7	2	22
Ashley Clark	34	0-5	0-0	1-2	6	3	1
Lisa Verhoff	36	4-12	4-10	4-4	5	0	16
Anne Thatcher	4	0-2	0-2	0-0	1	0	0
Rachel Maenpaa	11	2-4	0-0	1-2	0	0	5
Jackie Gustafson	0	0-0	0-0	0-0	0	0	0
Nikki Hall	7	0-0	0-0	0-0	0	0	0
Laura Rudolphi	13	2-7	0-0	0-0	1	0	4
<b>TOTALS</b>	<b>200</b>	<b>26-66</b>	<b>8-23</b>	<b>10-12</b>	<b>34</b>	<b>9</b>	<b>70</b>

Halftime: ISU 35, XU 33. Turnovers: XU 14, ISU 11.  
Steals: XU 8, ISU 5. Blocks: XU 4, ISU 1. Personal Fouls: XU 15, ISU 21. Fouled Out: Stephanie Lisch.  
Technical Fouls: XU Granderson, ISU Maenpaa.  
Attendance: 4,720. Officials: Hendrickson, Gibbons, Hill.



*Kristy Wallner, who has started in every game during her career at XU, helped the Musketeers to an appearance in the 2005 WNIT Quarterfinal.*



## 1993 NCAA MIDWEST FIRST ROUND

Littlejohn Coliseum • Clemson, S.C.

No. 5 Clemson 70, No. 11 Xavier 64 • March 17, 1993

### Xavier

Name	Min	FG	3FG	FT	Rbs	As	Pts
Carol Madsen	37	3-15	0-3	2-2	7	4	8
Monique Greene	40	9-13	0-0	0-0	8	0	18
Janet Haneberg	27	1-6	0-0	0-0	3	0	2
Annette Trenkamp	20	4-8	0-0	0-0	3	2	8
Valerie Spann	36	4-8	0-0	7-8	4	5	15
Amy Siefing	27	3-10	1-5	1-1	4	1	8
Amy Colburn	13	2-2	0-0	1-2	4	0	5
<b>TOTALS</b>	<b>200</b>	<b>26-62</b>	<b>1-8</b>	<b>11-13</b>	<b>36</b>	<b>12</b>	<b>64</b>

### Clemson

Name	Min	FG	3FG	FT	Rbs	As	Pts
Shandy Bryan	34	6-10	0-0	4-6	7	2	16
Kerry Boyatt-Hall	27	0-2	0-2	0-1	3	1	0
Jessice Barr	30	7-12	0-0	1-3	9	4	15
Tara Saunooke	33	8-16	6-12	3-4	1	2	25
Dana Puckett	30	2-7	2-5	0-0	4	5	6
Ade Kwange	16	1-4	0-0	1-2	4	1	2
Rema Miller	19	1-5	0-0	0-0	2	2	2
Calesha Corder	7	1-2	1-1	0-0	1	3	3
Dory Kidd	4	0-1	0-0	0-0	1	1	0
<b>TOTALS</b>	<b>200</b>	<b>26-59</b>	<b>9-20</b>	<b>9-16</b>	<b>36</b>	<b>21</b>	<b>70</b>

Halftime: CU 36, XU 33. Turnovers: XU 17, CU 19. Steals: XU 8, CU 10. Blocks: XU 1, CU 6. Personal Fouls: XU 13, CU 14. Fouled Out: None. Technical Fouls: None. Attendance: 2,429. Officials: Miller, McKinney.



Monique Greene led Xavier with 18 points and eight rebounds in Xavier's first NCAA Tournament appearance in 1993 against Clemson.




Carol Madsen led Xavier to its first NCAA Tournament appearance in 1993.

NCAA Tournament History

## 1997 FINAL FOUR RIVERFRONT COLISEUM • CINCINNATI HOSTED BY XAVIER UNIVERSITY



Tennessee won the second of its three consecutive NCAA Championships at Riverfront Coliseum in 1997. Kevin McGuff was an assistant coach on the Notre Dame team that participated in that Final Four along with Old Dominion and Stanford.



## 1999 NCAA MIDEAST FIRST ROUND

Gampel Pavilion • Storrs, Conn.

#8 Xavier 85, #9 Florida Int'l 71 • March 12, 1999

### Florida International

Name	Min	FG	3FG	FT	Rbs	As	Pts
Laura Camps	35	1-9	1-2	0-0	3	5	3
Zuzana Michalcova	37	6-16	0-0	4-5	12	2	16
Viktoria Nagy	21	1-4	0-0	1-2	4	0	3
Dalma Ivanyi	34	7-22	1-9	8-8	6	4	23
Crystal Jenkins	13	1-4	0-1	0-0	0	0	2
Jana Ciperova	15	2-5	0-1	0-0	0	0	4
Gergana Slavtcheva	17	4-9	1-4	0-1	4	2	9
Melissa James	6	2-3	1-2	0-0	0	0	5
Cheryl Moody	22	3-5	0-0	0-0	5	0	6
<b>TOTALS</b>	<b>200</b>	<b>27-77</b>	<b>4-19</b>	<b>13-16</b>	<b>39</b>	<b>13</b>	<b>71</b>

### Xavier

Name	Min	FG	3FG	FT	Rbs	As	Pts
Jennifer Phillips	26	7-9	0-0	2-2	7	1	16
Kim Hotz	31	4-7	0-0	5-6	4	1	13
Tara Tuukkanen	26	8-10	1-1	2-2	2	2	19
Nikki Kremer	30	1-3	1-3	2-2	4	7	5
Nicole Levandusky	38	7-14	3-9	6-6	4	2	23
Susanna Stromberg	4	0-0	0-0	0-0	0	0	0
Jonelle Riley	10	0-1	0-0	0-0	1	0	0
Katie Griggs	22	2-4	0-1	1-4	3	3	5
Jennifer Parr	10	0-2	0-2	2-2	1	2	2
Erin Senser	3	1-1	0-0	0-0	2	0	2
<b>TOTALS</b>	<b>200</b>	<b>30-51</b>	<b>5-16</b>	<b>20-24</b>	<b>36</b>	<b>18</b>	<b>85</b>

Halftime: XU 45, FI 34. Turnovers: FI 10, XU 16. Steals: FI 7, XU 8. Blocks: FI 0, XU 2. Personal Fouls: FI 23, XU 18. Fouled Out: Camps (FI). Technical Fouls: None. Attendance: 10,027. Officials: Mayer, Zentz, Aliberti.

## 1999 NCAA MIDWEST SECOND ROUND

Gampel Pavilion • Storrs, Conn.

#1 Connecticut 86, #8 Xavier 84 • March 14, 1999

### Xavier

Name	Min	FG	3FG	FT	Rbs	As	Pts
Katie Griggs	37	5-7	3-4	1-3	4	3	14
Kim Hotz	32	4-11	0-0	4-4	3	2	12
Jennifer Phillips	21	4-5	0-0	1-1	2	1	9
Nikki Kremer	40	6-11	3-4	8-10	1	6	23
Nicole Levandusky	35	5-16	3-7	2-2	6	3	15
Taru Tuukkanen	27	4-9	0-0	3-3	5	1	11
Jonelle Riley	8	0-0	0-0	0-0	1	1	0
<b>TOTALS</b>	<b>200</b>	<b>28-59</b>	<b>9-15</b>	<b>19-23</b>	<b>28</b>	<b>17</b>	<b>84</b>

### Connecticut

Name	Min	FG	3FG	FT	Rbs	As	Pts
Svetlana Abrosimova	37	6-15	1-4	1-1	6	5	14
Tamika Williams	29	8-12	0-0	3-4	9	1	19
Asjha Jones	25	6-11	0-0	0-0	6	2	12
Marci Glenney	23	1-4	1-2	0-0	1	4	3
Shea Ralph	31	6-13	1-4	3-3	5	6	16
Stacy Hansmeyer	6	1-1	0-0	1-2	0	0	3
Amy Duran	29	3-8	3-7	0-0	2	3	9
Swin Cash	15	4-5	0-0	0-0	6	0	8
Paige Sauer	5	0-0	0-0	2-2	1	0	2
<b>TOTALS</b>	<b>200</b>	<b>35-69</b>	<b>6-17</b>	<b>10-12</b>	<b>39</b>	<b>21</b>	<b>86</b>

Halftime: XU 40, UC 36. Turnovers: XU 17, UC 19. Steals: XU 8, UC 7. Blocks: XU 1, UC 5. Personal Fouls: XU 14, UC 21. Fouled Out: None. Technical Fouls: None. Attendance: 10,027. Officials: Mayer, Zentz, Brooks.

## 2000 NCAA EAST FIRST ROUND

Pete Maravich Center • Baton Rouge, La.

#11 Stephen F. Austin 73, #6 Xavier 72 • March 17, 2000

### Stephen F. Austin

Name	Min	FG	3FG	FT	Rbs	As	Pts
Shawnta Johnson	25	7-10	0-0	0-0	5	0	14
Stephanie Whitmore	38	9-17	2-5	0-0	6	4	20
Tekenesha Henry	14	1-5	0-1	0-0	2	1	2
Nathesia Wright	27	4-12	0-3	0-0	4	3	8
Tami Rater	35	6-11	0-0	0-3	7	0	12
Lashinda Winters	38	7-11	1-3	0-0	2	7	15
Patricia Brown	18	1-2	0-0	0-0	2	1	2
Shanieka Harrison	4	0-0	0-0	0-0	1	0	0
Amy Collings	2	0-0	0-0	0-0	0	0	0
<b>TOTALS</b>	<b>200</b>	<b>35-68</b>	<b>3-12</b>	<b>0-3</b>	<b>30</b>	<b>16</b>	<b>73</b>


### Xavier

Name	Min	FG	3FG	FT	Rbs	As	Pts
Jennifer Phillips	34	7-10	0-0	5-8	6	2	19
Taru Tuukkanen	22	1-6	0-0	0-3	7	2	2
Nicole Levandusky	37	5-11	5-8	2-2	6	1	17
Amy Waugh	37	4-6	2-3	1-2	3	4	11
Katie Griggs	36	1-2	1-2	6-6	4	5	9
Reetta Piihari	12	1-2	0-0	2-2	0	1	4
Kim Hotz	24	4-5	0-0	2-2	0	2	10
<b>TOTALS</b>	<b>200</b>	<b>23-42</b>	<b>8-13</b>	<b>18-25</b>	<b>27</b>	<b>17</b>	<b>72</b>

Halftime: XU 36, SFA 36. Turnovers: SFA 18, XU 24. Steals: SFA 14, XU 11. Blocks: SFA 0, XU 1. Personal Fouls: SFA 21, XU 9. Fouled Out: None. Technical Fouls: None. Attendance: 500. Officials: Larson, Adams, Inouye.



Jennifer Phillips had a team-high 19 points against Connecticut in 1999. That win was UConn's smallest margin of victory in an NCAA Tournament home game since 1991.



Katie Griggs had nine points against Stephen F. Austin in the 2000 NCAA Tournament.



## 2001 NCAA MIDEAST FIRST ROUND

Cintas Center • Cincinnati, Ohio

#4 Xavier 80, #13 Louisville 52 • March 16, 2001

Louisville	Min	FG	3FG	FT	Rbs	As	Pts
Name							
Marju Sober	30	4-21	0-8	0-0	5	1	8
Tiana Ford	23	0-1	0-0	0-2	4	1	0
Shamika Ingram	19	1-7	0-0	0-0	6	1	2
Sara Nord	39	9-19	4-8	0-0	8	6	22
Kara Kessans	28	2-7	1-4	0-0	3	1	5
Kim Graham	19	1-2	0-1	1-1	1	1	3
Janelle Antoine	15	0-4	0-2	0-0	5	0	0
Marcia Alvarado	2	0-0	0-0	0-0	0	0	0
Shanta BOWENS	2	0-1	0-0	0-0	0	0	0
Carol Brown	23	5-7	0-0	2-2	4	0	12
<b>TOTALS</b>	<b>200</b>	<b>22-69</b>	<b>5-23</b>	<b>3-5</b>	<b>36</b>	<b>11</b>	<b>52</b>

Xavier	Min	FG	3FG	FT	Rbs	As	Pts
Name							
Jennifer Phillips	24	4-5	0-0	12-13	3	0	20
Taru Tuukkanen	29	2-8	0-0	3-4	9	0	7
Nicole Levandusky	25	5-12	5-12	3-4	5	1	18
Reetta Piipari	29	2-6	2-6	0-0	3	10	6
Jennifer Parr	24	3-4	3-3	0-1	2	0	9
Amy Waugh	25	3-7	3-6	2-3	5	3	11
Kate Kreager	11	1-1	0-0	1-1	0	2	2
Colleen Yukes	1	0-0	0-0	0-0	0	0	0
Erin Hall	15	0-0	0-0	2-2	2	0	2
Shavon Bell	12	2-4	1-2	0-0	4	2	5
Aida Sarajlija	1	0-0	0-0	0-0	0	0	0
Kristen Lowry	4	0-0	0-0	0-0	2	0	0
<b>TOTALS</b>	<b>200</b>	<b>22-47</b>	<b>14-29</b>	<b>22-28</b>	<b>41</b>	<b>18</b>	<b>80</b>

Halftime: XU 43, UL 24. Turnovers: UL 17, XU 20.  
 Steals: UL 12, XU 7. Blocks: UL 2, XU 1. Personal Fouls: UL 22, XU 9. Fouled Out: Ingram (UL). Technical Fouls: Nord (UL). Attendance: 6,802. Officials: Weeks, Caudle, Knepp.

## 2001 NCAA MIDEAST SECOND ROUND


Cintas Center • Cincinnati, Ohio

#4 Xavier 77, #5 Clemson 62 • March 18, 2001

Clemson	Min	FG	3FG	FT	Rbs	As	Pts
Name							
Nuria Forns	31	3-9	1-6	1-2	2	1	8
Marci Glenney	28	1-4	0-1	2-2	4	4	4
Erin Batth	19	3-8	0-0	2-4	6	1	8
Andera Gaines	20	3-5	1-3	0-0	3	1	7
Chrissy Floyd	34	11-20	2-6	0-0	2	1	24
Maggie Slosser	17	1-6	0-0	0-2	4	2	2
Krystal Scott	20	3-6	0-0	1-2	0	2	7
Kanetra Queen	13	0-1	0-1	0-0	2	2	0
Julie Aderhold	18	1-4	0-2	0-0	1	1	2
<b>TOTALS</b>	<b>200</b>	<b>26-63</b>	<b>4-19</b>	<b>6-12</b>	<b>25</b>	<b>15</b>	<b>62</b>

Xavier	Min	FG	3FG	FT	Rbs	As	Pts
Name							
Jennifer Phillips	36	1-3	0-0	10-10	7	3	12
Taru Tuukkanen	22	5-9	0-0	4-5	5	3	14
Nicole Levandusky	31	6-12	5-10	2-2	4	3	19
Reetta Piipari	31	5-6	3-3	0-0	2	5	13
Jennifer Parr	32	0-1	0-1	0-0	5	7	0
Amy Waugh	19	4-4	4-4	1-2	3	2	13
Kate Kreager	14	1-2	0-0	0-0	4	0	2
Erin Hall	9	1-3	0-0	0-0	1	1	2
Shavon Bell	6	1-1	0-0	0-0	0	1	2
<b>TOTALS</b>	<b>200</b>	<b>24-41</b>	<b>12-18</b>	<b>17-19</b>	<b>34</b>	<b>22</b>	<b>77</b>

Halftime: XU 49, CU 27. Turnovers: CU 19, XU 32.  
 Steals: CU 15, XU 22. Blocks: CU 0, XU 1. Personal Fouls: CU 15, XU 12. Fouled Out: Batth (CU).  
 Technical Fouls: None. Attendance: 6,548. Officials: Mattingly, Gibbons, Weeks.



Reetta Piipari had 13 points and five assists in an NCAA Tournament Second Round game against Clemson at Cintas Center in 2001.

## 2001 NCAA MIDEAST REGIONAL SEMIFINAL

Birmingham Convention Center • Birmingham, Ala.

#4 Xavier 80, #1 Tennessee 65 • March 24, 2001

Tennessee	Min	FG	3FG	FT	Rbs	As	Pts
Name							
Gwen Jackson	28	6-10	1-2	3-4	9	0	16
Semeka Randall	22	0-9	0-2	0-0	5	0	0
Ashley Robinson	21	5-10	0-1	2-3	6	0	12
Kara Lawson	38	4-14	2-9	0-0	7	3	10
Kristen Clement	14	1-3	0-1	1-1	1	2	3
Tasha Butts	15	3-4	2-3	2-3	4	0	10
Michelle Snow	23	4-9	0-0	1-2	5	0	9
April McDivitt	29	1-6	1-5	0-0	3	4	3
Amanda Canon	1	0-0	0-0	0-0	0	0	0
Sarah Edwards	1	0-0	0-0	0-0	0	0	0
Courtney McDaniel	1	0-0	0-0	0-0	0	0	0
Shalon Pillow	7	1-1	0-0	0-0	2	0	2
<b>TOTALS</b>	<b>200</b>	<b>25-66</b>	<b>6-23</b>	<b>9-13</b>	<b>43</b>	<b>9</b>	<b>65</b>

Halftime: XU 40, UT 36. Turnovers: XU 9, UT 19.  
 Steals: XU 11, UT 4. Blocks: XU 1, UT 6. Personal Fouls: XU 22, PU 15. Fouled Out: None. Technical Fouls: None. Attendance: 4,092. Officials: Barlow, Smith, Sisk.


## 2001 NCAA MIDEAST REGIONAL FINAL

Birmingham Convention Center • Birmingham, Ala.

#3 Purdue 88, #4 Xavier 78 • March 26, 2001

Purdue	Min	FG	3FG	FT	Rbs	As	Pts
Name							
Shalicia Hurns	37	5-9	0-0	0-0	12	0	10
Shereka Wright	32	4-9	1-1	5-6	4	0	14
Camille Cooper	28	6-9	0-0	4-5	6	1	16
Kelly Komara	38	6-12	2-5	6-7	3	5	20
Katie Douglas	37	3-13	2-4	11-12	7	8	19
Lindsey Hicks	1	0-0	0-0	0-0	0	0	0
Shinika Parks	14	1-4	1-2	0-0	1	1	3
Candi Crawford	12	2-5	0-0	2-2	1	0	6
<b>TOTALS</b>	<b>200</b>	<b>27-61</b>	<b>6-12</b>	<b>28-32</b>	<b>37</b>	<b>15</b>	<b>88</b>

Halftime: PU 34, XU 32. Turnovers: XU 19, PU 11.  
 Steals: XU 4, PU 1. Blocks: XU 1, PU 1. Personal Fouls: XU 22, PU 15. Fouled Out: Phillips (XU), Levandusky (XU). Technical Fouls: None. Attendance: 4,092. Officials: Barlow, Smith, Sisk.



Nicole Levandusky appeared in seven NCAA games and holds the school record with 120 career NCAA points.





Amy Waugh is tied with classmate Reetta Piipari for second all-time with six NCAA Tournament games played. The Class of 2001 appeared in seven games.

### 2003 NCAA MIDWEST FIRST ROUND

United Spirit Arena • Lubbock, Texas  
#7 UCSB 71, #10 Xavier 62 • March 23, 2003

Xavier Name	Min	FG	3FG	FT	Rbs	As	Pts
Tara Boothe	40	7-13	0-0	2-4	13	1	16
Alexis Henderson	36	3-8	2-3	1-2	11	1	9
Amy Waugh	40	7-22	3-13	2-4	3	3	19
Reetta Piipari	40	2-8	2-5	0-0	2	2	6
Kristy Wallner	31	3-10	1-5	1-2	6	0	8
Nikki Wells	9	1-2	0-0	0-0	0	0	2
Aida Sarajlija	4	0-1	0-0	2-2	0	0	2
<b>TOTALS</b>	<b>200</b>	<b>23-64</b>	<b>8-26</b>	<b>8-14</b>	<b>37</b>	<b>7</b>	<b>62</b>

UC-Santa Barbara Name	Min	FG	3FG	FT	Rbs	As	Pts
Brandy Richardson	33	0-2	0-1	5-6	11	4	5
Kristen Mann	26	5-14	1-2	1-2	2	2	12
Lindsay Taylor	25	5-13	1-1	2-2	8	1	13
Jess Hansen	29	3-8	3-5	3-5	3	1	12
Mia Fisher	25	6-9	0-1	2-2	5	0	14
Karena Bonds	5	0-0	0-0	0-0	1	0	0
Lisa Willett	21	2-5	0-2	0-0	4	0	4
Debby Caine	22	2-4	1-3	2-2	4	7	7
Haddy Sarr	14	2-2	0-0	0-0	4	0	4
<b>TOTALS</b>	<b>200</b>	<b>25-57</b>	<b>6-15</b>	<b>15-19</b>	<b>44</b>	<b>15</b>	<b>71</b>

Halftime: UCSB 33, XU 27. Turnovers: XU 7, UCSB 8. Steals: XU 3, UCSB 3. Blocks: XU 0, UCSB 7. Personal Fouls: XU 14, UCSB 12. Fouled Out: None. Technical Fouls: None. Attendance: 11,059. Officials: Dahlem, Stroud, Riordan.



Tara Boothe had a double-double in her first NCAA Tournament game, including a school NCAA record 13 rebounds.

2003 L. Scott Mann - used by permission

## NCAA TOURNAMENT GAME RECORDS

### XAVIER INDIVIDUAL

Pts	23	Nikki Kremer	Connecticut	3/14/99	Record	Opponent	Date	Rd	Site
		Second Round	Storrs, Conn.		Points	85 Florida International	3/12/99	1st	Storrs, Conn.
	23	Taru Tuukkanen	Purdue	3/26/01	FGs	30 Florida International	3/12/99	1st	Storrs, Conn.
		Regional Final	Birmingham, Ala.		FGA	64 UC Santa Barbara	3/23/03	1st	Lubbock, Texas
Rbs	13	Tara Boothe	UC Santa Barbara	3/23/03	3pts	14 Louisville	3/16/01	1st	Cincinnati
		First Round	Lubbock, Texas		3PA	33 Purdue	3/26/01	RF	Birmingham, Ala.
Asts	10	Reetta Piipari	Clemson	3/16/01	FTs	22 Louisville	3/16/01	1st	Cincinnati
		Second Round	Cincinnati		FTA	28 Louisville	3/16/01	1st	Cincinnati
FGs	9	Monique Greene	Clemson	3/17/93	Rbs	41 Louisville	3/16/01	1st	Cincinnati
		First Round	Clemson, S.C.		Asts	22 Tennessee	3/18/01	RS	Birmingham, Ala.
FGA	22	Amy Waugh	UC Santa Barbara	3/23/03	Low TOs	7 UC Santa Barbara	3/23/03	1st	Lubbock, Texas
		First Round	Lubbock, Texas		High TOs	32 Clemson	3/18/01	2nd	Cincinnati
3pts	5	Nicole Levandusky	Four Times						
		Stephen F. Austin, Louisville, Clemson ('01), Purdue							
3PA	13	Amy Waugh	UC Santa Barbara	3/23/03	Record	Opponent	Date	Rd	Site
		First Round	Lubbock, Texas		Points	88 Purdue	3/26/01	RF	Birmingham, Ala.
FTs	12	Jennifer Phillips	Louisville	3/16/01	FGs	35 Connecticut	3/14/99	2nd	Storrs, Conn.
		First Round	Cincinnati			35 Stephen F. Austin	3/17/00	1st	Baton Rouge, La.
FTA	13	Monique Greene	Clemson	3/17/93	FGA	77 Florida International	3/12/99	1st	Storrs, Conn.
		First Round	Clemson, S.C.		3pts	9 Clemson	3/17/93	1st	Clemson, S.C.
	13	Jennifer Phillips	Louisville	3/16/01	3PA	23 Louisville	3/16/01	1st	Cincinnati
		First Round	Cincinnati			23 Tennessee	3/24/01	RS	Birmingham, Ala.

### XAVIER TEAM

### OPPONENT TEAM

Pts	25	Tara Saunooke	Clemson	3/17/93	Record	Opponent	Date	Rd	Site
		First Round	Clemson, S.C.		Points	88 Purdue	3/26/01	RF	Birmingham, Ala.
Rbs	12	Zuzana Michalocova	Florida Intl.	3/12/99	FGs	35 Connecticut	3/14/99	2nd	Storrs, Conn.
		First Round	Storrs, Conn.		FGA	77 Florida International	3/12/99	1st	Storrs, Conn.
	12	Shalicia Hurns	Purdue	3/26/01	3pts	9 Clemson	3/17/93	1st	Clemson, S.C.
		Regional Final	Birmingham, Ala.		3PA	23 Louisville	3/16/01	1st	Cincinnati
Asts	8	Katie Douglas	Purdue	3/26/01		23 Tennessee	3/24/01	RS	Birmingham, Ala.
		Regional Final	Birmingham, Ala.		FTs	28 Purdue	3/26/01	RF	Birmingham, Ala.
					FTA	32 Purdue	3/26/01	RF	Birmingham, Ala.
					Rbs	44 UC Santa Barbara	3/23/03	1st	Lubbock, Texas
					Asts	21 Clemson	3/17/93	1st	Clemson, S.C.
					Low TOs	8 UC Santa Barbara	3/14/99	2nd	Storrs, Conn.
					High TOs	19 Four Times	3/23/03	1st	Lubbock, Texas

### OPPONENT INDIVIDUAL

Clemson ('93), Connecticut., Clemson ('01), Tennessee



This year's class, which will bring the total number to 93 inductees, includes three-time First Team All-Atlantic 10 golfer Stephen M. Dixon ('99), basketball standout Joseph L. Geiger ('64) and two-time First Team All-Atlantic 10 volleyball star Elizabeth L. Osterday ('00). Steve Dixon can be found near the top of the Xavier golf record books in almost all individual categories. His nine medalist honors rank first in Xavier history. Dixon won the Atlantic 10 Championship twice, only the fourth player in A-10 history to repeat as champion.

Dixon was named Xavier player of the year all four years of his career, and finished his career as the career leader in scoring average at 73.76. During his career with the Musketeers, the Xavier's men's team won an impressive nine team titles, including the Atlantic 10 title in 1998.

Joe Geiger was a three-year letterman in basketball and stands tied for 35th on Xavier's all-time scoring list with 1,073 points. Xavier compiled a 42-38 record during his three seasons on the varsity, including 16-10 his senior season when Geiger served as team captain and averaged 11.2 rpg. while scoring 19.3 ppg. As a junior, Geiger helped XU capture the 1963 National Catholic Championship.

Geiger left his mark as a clutch shooter for the Musketeers, particularly from the free throw line. He led the nation in free throw percentage at 90.2 percent as a sophomore and was seventh in the nation as a senior at 86.9 percent. He still holds the XU record for free throw shooting in a season (.902) and a career (.843). After his graduation, he was drafted by the Cincinnati Royals in the eighth round of the NBA Draft.

Beth Osterday was a four-year letterwinner on the Xavier volleyball team, leading XU to a 76-49 overall record during her career. She led XU to a 49-30 Atlantic 10 mark, including a 29-10 mark during her junior and senior years when Xavier finished tied for first (1998) and tied for second (1999) in the A-10, respectively.

Osterday still holds the school record for digs in a career (1,728). She holds the second, third, fourth and seventh spots for digs in a season. Osterday is also fourth all-time for kills in a career with 1,384. Osterday finished her career as the fifth member of Xavier's 1,000-1,000 club for kills and digs in a career.

**Hall of Famer (Class)**

**Sport (Inducted)**

Daniel S. Abramowicz ('67)	football ('81)
Raymond Baldwin	trainer, golf coach ('82)
Thomas N. Ballaban ('51)	football ('82)
Charles M. Barrett ('34)	football ('85)
Lynette M. Bihn ('95)	basketball ('00)
Edward G. Biles	coach ('98)
James W. Boothe ('57)	basketball ('81)
James J. Brockhoff ('56)	tennis, football, coach ('81)
Leonard L. Brown ('99)	basketball ('04)
Herbert B. Budde ('53)	basketball ('86)
James P. Bunning ('53)	baseball ('95)
Edward T. Burns ('28)	football, basketball, boxing, baseball ('91)
Paul D. Cain ('29)	football, basketball, baseball ('82)
Thomas Clines ('28)	football, basketball, baseball, tennis ('87)
Sheila M. Connolly ('79)	basketball, volleyball, administrator ('88)
Amanda Gruber Creech ('98)	soccer ('03)
Clem Crowe	coach, administrator ('94)
Sabrina A. DiBiagio ('91)	rifle ('98)
Stephen M. Dixon ('99)	golf ('05)
Timothy J. Dydo ('74)	football ('92)
Jodi Thelen Fahey ('90)	volleyball, coach ('01)
Robert J. Finnell ('52)	football ('82)
Sr. Rose Ann Fleming	academic advisor ('00)
Terrence M. Garrigan ('81)	soccer ('04)
Joseph L. Geiger ('64)	basketball ('05)
Peter Gillen	coach ('02)
George C. Gilmartin ('52)	football ('92)
Jamison L. Gladden ('93)	basketball ('01)
Brian W. Grant ('94)	basketball ('99)
James J. Gruber ('67)	baseball ('95)
Arthur A. Hauser ('54)	football ('83)
Jo Ann Osterkamp Henderson ('84)	basketball ('89)
Anthony Hicks ('83)	basketball ('83)
Tyrone Hill ('90)	basketball ('96)
James E. Hoff, S.J.	administrator, President and Chancellor ('04)
Jack H. Hoffman ('52)	football ('97)
Albert B. Howe ('39)	football, basketball ('96)
Kathleen Keating Hubbard ('72)	swimming ('85)
Karen Ohe Jagers ('83)	basketball, volleyball ('02)
M. Julie Isphording ('83)	marathon runner ('95)
Dr. Jerome N. Janson ('36)	team physician ('89)
Robert C. Judd ('54)	football ('88)
Stephen N. Junker ('57)	football ('84)
Joseph W. Kelly ('27)	basketball, football, baseball ('81)
Myron M. Kilgore ('58)	football ('90)
Stanley R. Kimbrough ('89)	basketball ('00)
William M. Kirvin ('62)	basketball ('89)

**Hall of Famer (Class)**

**Sport (Inducted)**

Edward L. Kluska ('40)	football, basketball, baseball, coach ('85)
Robert J. Konkoly ('57)	football ('90)
Joseph R. Kruse ('37)	football, basketball ('86)
Stacey Land ('85)	basketball ('92)
Byron K. Larkin ('88)	basketball ('94)
Ralph O. Lee ('86)	basketball ('99)
James M. Liber ('51)	football ('01)
Carol A. Madsen ('94)	basketball ('99)
John G. Martinkovic ('51)	football ('81)
Laurie J. Massa	coach, administrator ('90)
James J. McCafferty	coach, administrator ('82)
Malcolm H. McMullen ('50)	basketball, golf ('88)
Joseph Meyer	coach, administrator ('86)
James J. Murphy ('51)	football ('94)
Chester A. Mutryn ('43)	football, basketball, baseball ('81)
H. Frederick Nebel ('38)	football ('84)
Elizabeth L. Osterday ('00)	volleyball ('05)
Thomas P. O'Brien ('47)	administrator ('92)
Jason A. Parker ('96)	rifle ('02)
Hal Pennington ('34)	football, basketball ('87)
Marla Schuerman Phillips ('92)	soccer ('97)
David V. Piontek ('56)	basketball ('81)
Robert L. Quick ('68)	basketball ('82)
Luther Rackley ('69)	basketball ('82)
Donald J. Ruberg ('51)	baseball, basketball, coach ('97)
Leo P. Sack ('36)	basketball, football ('81)
Mark A. Schmidt ('27)	football, supporter ('89)
Sally J. Schulte ('97)	volleyball
Theodore P. Shalloe ('85)	baseball ('98)
John J.T. Shinnners ('69)	football ('96)
Robert J. Sieber ('77)	polo, soccer ('91)
Eugene F. Smith ('52)	basketball ('82)
Judith G. Smith ('84)	basketball ('91)
Bob Staak	coach, administrator ('90)
Henry W. Stein ('59)	basketball ('83)
Derek L. Strong ('90)	basketball ('98)
Daniel J. Tehan ('28)	football, basketball ('81)
R. Jack Thobe ('62)	basketball ('84)
Stephen M. Thomas ('66)	basketball ('81)
Joseph P. Viviano ('59)	basketball ('83)
David von Haefen ('94)	golf ('03)
Jamal Walker ('91)	basketball ('03)
John A. Wiethe ('34)	football, basketball, baseball ('82)
Carroll E. Williams ('67)	football ('82)
Marty Wolf ('79)	basketball, tennis ('94)
Ned W. Wulk	coach ('87)





**Karen Ohe**

**Xavier Class of 1983 • Hall of Fame Class of 2002**

Karen Ohe Jaggers lettered four years in basketball and two years in volleyball. She grabbed 873 rebounds in her career for an average of 7.9 per game. She held the Xavier career rebounding record for 12 years, and today is second all-time. She also has the third-highest single season rebounding total in Xavier history with 260 in 1981-82.

That season, Ohe started all 34 games as the Musketeers went 20-14. She averaged 8.4 points and 7.6 rebounds per game as Xavier captured the AIAW State Championship.

In her senior year, Ohe averaged 6.9 points and 7.8 rebounds as the Musketeers went 13-13 in their first Division I season.



**Lynn Bihn**

**Xavier Class of 1995 • Hall of Fame Class of 2000**

Lynn Bihn is Xavier's all-time leading rebounder with 968 boards. She is a three-time MCC All-Conference selection and was named the MCC Tournament MVP in 1994. She helped Xavier to win the 1992 MCC regular season championship and the 1993 MCC Tournament that led the Musketeers to the first NCAA Tournament appearance in school history.

Bihn was a four-year starter at Xavier. During her senior season, she averaged a double-double with 15.8 points and 10.0 rebounds per game. She is sixth in school history with 1,607 career points and has the second, fourth and sixth highest single-season rebound totals.



**Carol Madsen**

**Xavier Class of 1994 • Hall of Fame Class of 1999**

Carol Madsen graduated with eight school records to her name, four of which stand today. She was a two-time MCC Player of the Year and was named MCC Tournament MVP in 1993 as the Musketeers won the title and earned the school's first-ever NCAA Tournament berth.

She still holds the XU records for points in a game (46), threes in a game (9) and career scoring average (19.3). Madsen is fourth all-time with 1,702 career points, third with 518 assists and ninth with 527 rebounds.

Madsen earned three MCC First Team honors, four MCC Academic Honor Roll citations and was a GTE/CoSIDA Academic All-America Third Team member.



**Stacey Land**


**Xavier Class of 1985 • Hall of Fame Class of 1992**

Stacey Land is the last Musketeer to have averaged more than 20 points per game for a season. In 1984-85, Land averaged 21.0 ppg, placing her in the Top 25 in the nation. She ended her career with a total of 1,494 points, good for seventh all-time.

As a senior, Land led her team in scoring (21.0 ppg), rebounding (8.2 rpg), steals (75) and minutes played (892). Her senior year total of 588 points is the fourth-highest single-season total in school history.

She still holds the school records for field goal attempts in a season (515) and free throw attempts in a season (194).

Land was a member of the 1982 AIAW State Championship Team and XU's first Division I team.





**Judy Smith**


**Xavier Class of 1984 • Hall of Fame Class of 1991**

Judy Smith was team MVP and a member of the of the AIAW State Championship All-Tournament Team when Xavier won the title in 1982.

Smith ranks eighth in school history with 1,376 career points. She is fourth with 760 career rebounds and sixth in assists with 351. In addition, she tallied 232 career steals. She averaged in double figures in scoring in each of her four seasons as a Musketeer.

During her career, she led the team in assists three times, steals four times and rebounding twice.

In addition to playing on the 1982 AIAW State Championship team, Smith was a member of the school's first Division I team.



**Laurie Massa**  
**Hall of Fame Class of 1999**

Laurie Massa held nine different positions within the athletic department during her 17-year career at Xavier. She spent 10 years as the head women's basketball coach, amassing a record of 100-144 in that time. She guided Xavier to the 1982 AIAW State Championship and was coach as the Musketeers made the transition into Division I.

Among her other jobs at Xavier besides women's basketball coach, Massa spent three years as the volleyball coach and served as the Assistant Athletic Director for Women's Athletics from 1979-1991.

Under her watch, Xavier added three women's sports (soccer, cross country and golf) and moved to Division I in four others (basketball, volleyball, tennis and swimming).




**Jo Ann Osterkamp**  
**Xavier Class of 1984 • Hall of Fame Class of 1989**  
**Number 32 Retired 2002**

Jo Ann Osterkamp Henderson was the first Xavier basketball player, man or woman, to score over 2,000 points. The only women's basketball player to have her number retired, she is the program's all-time leading scorer with 2,036 career points.

A Third-Team All-American, she was also a North Star Conference First Team member and was Tournament MVP when Xavier won the AIAW State Championship in 1982.

Osterkamp still holds the school records for career points (2,036), field goals (779), field goal attempts (1,465), free throws (478) and free throw attempts (593).



**Sheila Connolly**  
**Xavier Class of 1979 • Hall of Fame Class of 1988**

Sheila Connolly was the first women's basketball player inducted into the Xavier Athletic Hall of Fame.

A four-time women's basketball MVP, she also played volleyball for three years.

After graduation, Connolly worked for the University in a number of capacities. She spent one season as an assistant coach for the women's basketball team. Much of Connolly's time both as a student and later as a University employee was devoted to intramural sports.

Upon graduating in 1979, Connolly was the women's basketball program's all-time leading scorer with 746 career points. The Musketeers were 40-24 during her four-year career.

