



**No. 23/22 Xavier Univ. Musketeers (16-4, 4-1 A-10)  
at  
Univ. of Massachusetts Minutemen (13-5, 2-2 A-10)  
Sunday, January 27, 2008 at 12 p.m. ET**



William D. Mullins Center (9,493) • Amherst, Mass.

**SCHEDULE & RESULTS  
(16-4, 4-1 A-10)**

Date	Opponent	TV	Time/Result
<b>NOVEMBER</b>			
Sat. 10	SE Missouri State <sup>^</sup>		W 90-59
Tue. 13	at Miami (Ohio)	FSN Ohio	L 57-59
Tue. 20	Coppin State <sup>^</sup>	FSN Ohio	W 98-49
Fri. 23	vs. Kent State <sup>^</sup>	FSN Ohio	W 78-65
Sat. 24	vs. No. 8 Indiana <sup>^</sup>	Big Ten TV	W 80-65
Wed. 28	Oakland	FSN Ohio	W 93-68
<b>DECEMBER</b>			
Sat. 1	Belmont	FSN Ohio	W 90-49
Wed. 5	Creighton	Channel 3/Omaha	W 79-66
Wed. 12	Cincinnati	ESPN2	W 64-59
Sat. 15	at Arizona State	FSN National	L 55-77
Sat. 22	No. 12 Tennessee	ESPN	L 75-82
Fri. 28	Delaware State	FSN Ohio	W 65-33
Mon. 31	vs. Kansas State &	ESPNU	W 103-77
<b>JANUARY</b>			
Thu. 3	Virginia	CSTV	W 108-70
Sun. 6	at Auburn	FSN Ohio	W 80-57
Wed. 9	St. Bonaventure (A-10)		W 83-68
Sat. 12	Fordham (A-10)	FSN Ohio#	W 68-50
Wed. 16	at Temple (A-10)	FSN Ohio	L 59-78
Sat. 19	at George Washington (A-10)	FSN Ohio	W 74-66
Thu. 24	No. 16 Dayton (A-10)	CSTV	W 69-43
Sun. 27	at Massachusetts (A-10)	FSN Ohio#	12:00 PM
<b>FEBRUARY</b>			
Sat. 2	La Salle (A-10)		7:00 PM
Thu. 7	at Saint Louis (A-10)	ESPN2	9:00 PM
Sun. 10	Saint Joseph's (A-10)	FSN Ohio#	12:00 PM
Wed. 13	at Charlotte (A-10)		7:30 PM
Mon. 18	at Rhode Island (A-10)	FSN Ohio#	7:00 PM
Thu. 21	Duquesne (A-10)	FSN Ohio	7:00 PM
Sun. 24	at Dayton (A-10)	CSTV	2:00 PM
<b>MARCH</b>			
Sat. 1	George Washington (A-10)	FSN Ohio#	7:00 PM
Thu. 6	at Saint Joseph's (A-10)	ESPN	9:00 PM
Sat. 8	Richmond (A-10)	FSN Ohio	7:00 PM
Wed.-Sat. 12-15	A-10 Championship (Atlantic City, N.J.)		TBA

**SCHEDULE NOTES:**

All times are Eastern • Times are subject to change based on TV  
<sup>^</sup> - 2007 Chicago Invitational Challenge  
<sup>\*</sup> - Atlantic 10 Conference game  
<sup>#</sup> - CSTV-produced regional broadcast (A-10 TV package)  
 & - game played at U.S. Bank Arena (Cincinnati, Ohio)

**Series:** Xavier leads the series 10-8, including wins in each of the last two meetings. XU won 83-77 over UMass last season at Cintas Center (1-18-07).  
**Television:** CSTV regional broadcast, which can be seen locally on FSN Ohio, with play-by-play from **Tom McCarthy** and analysis from **John Griffin**.  
**Radio:** 55KRC-AM with play-by-play from XU Hall of Famer and former Musketeer standout **Joe Sunderman ('79)**. Analysis will be provided by Xavier Hall of Famer and XU all-time leading scorer **Byron Larkin ('88)**.  
**Next for X:** Xavier hosts Atlantic 10 rival La Salle on Saturday at Cintas Center.  
**Xavier Media Information:** Contact associate athletic director for media relations Tom Eiser -- **email:** eiser@xavier.edu, **office:** 513-745-3124, **cell:** 513-382-5565, **fax:** 513-745-2825.

**Xavier Probable Starters**

Pos. #	Name	Cl.	Ht.	Wt.	PPG	RPG	Notes
F 5	Derrick Brown	So.	6-8	225	11.0	6.7	3 double-doubles, incl. vs. Kansas St.
F 20	C.J. Anderson	Jr.	6-6	220	10.9	6.4	13 pts. & team-high 8 reb. at GW
C 31	Jason Love	So.	6-9	255	5.5	5.3	career-high 13 points at Temple
G 24	Drew Lavender	Sr.	5-7	153	11.9	5.0	ast. A-10 high 2.83 assist-to-turnover ratio
G 34	Stanley Burrell	Sr.	6-3	210	10.2	3.7	ast. Blackburn/McCafferty MVP for UD win

Head Coach: **Sean Miller** (79-36, 4th year)

**THE X'S AND O'S**

- Today's game is a showdown between the two teams that shared the 2007 Atlantic 10 Conference Regular Season Championship last season with identical 13-3 records. Xavier won the only meeting between the two teams last season, 83-77 at Cintas Center.
- Xavier, 16-4 overall and 4-1 in the Atlantic 10 Conference, won its second straight game and eighth in the last nine games with a 69-43 pounding of No. 16 Dayton on Thursday night at Cintas Center. XU is 23rd in the latest Associated Press Poll and 22nd in the latest USA Today/ESPN Coaches Poll. XU is ranked 16th in the latest RPI ratings for collegierpi.com (1-25-08), including a schedule strength of 14th.
- Xavier leads the Atlantic 10 Conference in five categories: scoring margin, rebounding margin, free-throw percentage, three-point field goal percentage and assist-to-turnover ratio. XU is second in field goal percentage, assists and scoring defense.
- Xavier fourth-year head coach **Sean Miller** won his 79th game as XU's head coach on Thursday versus Dayton, giving him sole possession of eighth place on XU's all-time wins list. Miller is the 16th head coach in XU history.
- Xavier boasts a balanced scoring attack with six players in double figures in scoring and XU clearly relies on its balance. Xavier is 13-0 when four or more players score in double figures. Xavier is 3-4 when three or fewer players score in double figures.
- Xavier leads the Atlantic 10 Conference and is ranked 17th nationally in three-point field goal percentage at 40.6 percent. XU has three of the top 10 percentage three-point shooters in the Atlantic 10: junior **B.J. Raymond** (third in the A-10 and 17th nationally at .466), senior **Stanley Burrell** (seventh in the A-10 at .437) and senior **Drew Lavender** (ninth in the A-10 at .427). XU hit a school record-tying 16 three-pointers each in the wins at Auburn and over Virginia.
- Xavier senior **Stanley Burrell**, who was named by the media as Blackburn/McCafferty Game MVP for the win over Dayton, scored a game-high 13 points and was the primary defender that held UD star Brian Roberts to a season-low five points. Burrell continues to solidify his reputation as one of the nation's best perimeter defenders with a resume that includes some impressive efforts against the likes of Indiana's Eric Gordon and Tennessee's Chris Lofton. In addition, he has 1,455 career points, which is tied for 16th place on the XU all-time scoring list with **James Posey** (Boston Celtics).
- Xavier leads the Atlantic 10 Conference in assist-to-turnover ratio at 1.32-to-1.00. That's due in great part to the efforts of seniors Drew Lavender (first in the Atlantic 10 for the second straight season at 2.83-to-1.00) and Stanley Burrell (fourth in the Atlantic 10 at 2.15-to-1.00).



## XAVIER UNIVERSITY ROSTER INFORMATION

No.	Name	Yr.	Pos.	Ht.	Wt.	Hometown	High School / Last College
1	Josh Duncan	Sr.	F	6-9	238	Cincinnati, Ohio	Moeller
2	Adrian Graves	So.	G	6-4	201	Cincinnati, Ohio	Hughes Center
4	Charles Bronson	Jr.	C	6-9	232	Philadelphia, Pa.	Lutheran/Redlands Comm. College
5	Derrick Brown	So.	F	6-8	225	Dayton, Ohio	Chaminade-Julienne
11	B.J. Raymond	Jr.	G/F	6-6	226	Toledo, Ohio	St. John's Jesuit
13	Stephen Duckett	Fr.	G	6-4	190	Memphis, Tenn.	Bishop Byrne
15	Andrew Taylor *	So.	F	6-8	205	Toledo, Ohio	St. John's Jesuit/Hillsdale College
20	C.J. Anderson	Jr.	G/F	6-6	220	Cincinnati, Ohio	Winton Woods/Manhattan College
22	Jamel McLean *	So.	F	6-8	235	Hampton, Va.	Bethel/Univ. of Tulsa
24	Drew Lavender	Sr.	G	5-7	153	Columbus, Ohio	Brookhaven/Univ. of Oklahoma
25	Danté Jackson	Fr.	G	6-5	205	Greenfield, Ohio	McClain
31	Jason Love	So.	F/C	6-9	255	Philadelphia, Pa.	Abington Friends
33	Joe Hughes	Fr.	F	6-6	200	Indianapolis, Ind.	Cathedral
34	Stanley Burrell	Sr.	G	6-3	210	Indianapolis, Ind.	Ben Davis/Hargrave Military Acad.

\* Transfer not eligible until 2008-09 season

**Head Coach:** Sean Miller (Pittsburgh '92)

**Assistant Coaches:** Chris Mack (Xavier '92), James Whitford (Wisconsin '94)

and Emanuel "Book" Richardson (Pittsburgh at Johnstown '98)

**Director of Basketball Operations:** Bill Comar (Kenyon '93)

**Director of Basketball Administration:** Mario Mercurio (Xavier '03)

**Athletic Trainer:** Mike Mulcahey (Xavier '96)

### Class Breakdown

Seniors (3)
Stanley Burrell
Josh Duncan
Drew Lavender

Juniors (3)
C.J. Anderson
Charles Bronson
B.J. Raymond

Sophomores (5)
Derrick Brown
Adrian Graves
Jason Love
Jamel McLean
Andrew Taylor

Freshmen (3)
Stephen Duckett
Joe Hughes
Danté Jackson

### State Breakdown

Ohio (8)
C.J. Anderson
Derrick Brown
Josh Duncan
Adrian Graves
Danté Jackson
Drew Lavender
B.J. Raymond
Andrew Taylor

Indiana (2)
Stanley Burrell
Joe Hughes

Pennsylvania (2)
Charles Bronson
Jason Love

Tennessee (1)
Stephen Duckett

Virginia (1)
Jamel McLean

<<< PRONUNCIATIONS >>>

DANTÉ - DAN-TAY      BURRELL - BUH-RELL  
 McLEAN - MC-CLEAN

**THE SERIES:** Xavier leads the series 10-8, including wins in each of the last two meetings. XU won 83-77 over UMass last season at Cintas Center (1-18-07). The Minutemen have won the last two meetings in Amherst, including a 90-86 triple overtime victory in the 2004-05 season (1-8-05). That 2005 game was the first-ever Atlantic 10 Conference game for the Musketeers under then first-year head coach **Sean Miller**.

**LAST YEAR'S MEETING IN CINCINNATI: (XU 83-77 on Thursday, January 18, 2007 at Cintas Center):** Xavier had six players score in double figures in the victory, including a team-high 16 points from senior **Justin Doellman**. UMass held a 15-11 lead with 13:24 left in the first half. Xavier took over the lead with a 12-2 run to take a 23-17 lead at 9:59. Freshman **Derrick Brown** fueled the run with a three-pointer and a short time later a steal and a dunk. Xavier led 37-25 with 3:54 left in the half. UMass closed the half with an 11-0 run to close the gap to 37-36 at halftime. Brown led XU in the first half as he scored all of his 10 points before intermission. UMass extended its run by scoring the first basket of the second half to take the lead at 38-37 with 19:33 left. The two teams were deadlocked at 62-all with seven minutes left in the game. Senior **Brandon Cole**, who finished with a career-high tying 10 rebounds, tipped in a missed Musketeer shot and gave XU a 64-62 lead. The score started a 6-0 XU run and gave Xavier the lead for good. A jumper by junior **Stanley Burrell** and a jumper by Doellman finished off the run. UMass managed to close the gap to two points, 77-75 with 30 seconds left. XU sealed the win, though, by hitting six-of-six from the free throw line in the final 30 seconds, including four from Burrell and two from junior **Josh Duncan**.

**OVERTIME HISTORY:** The 2005 triple overtime game, which tied the XU record for most overtimes in a game, is one of five overtime games in the 16 games the two teams have played since becoming Atlantic 10 rivals in the

1995-96 season. Many people still remember the 1996 game at Cincinnati Gardens when then No. 1 and undefeated UMass defeated Xavier 78-74 in overtime (2-4-96). UMass has won three of the five overtime meetings.

**DEFENDING ATLANTIC 10 CHAMPIONS:** Xavier and Massachusetts finished 13-3 in Atlantic 10 regular season play last season, although XU earned the top tourney seed because it won the only meeting between the two schools last season. In the 2007-08 preseason media and coaches poll conducted last fall, Xavier was picked to finish first in the 14-team league followed by Rhode Island, Saint Joseph's, Fordham, Saint Louis, Dayton, GW and UMass.

**FOR THE RECORD (MASSACHUSETTS):** The University of Massachusetts Minutemen, 13-5 overall and 2-2 in the Atlantic 10 Conference, lost 81-77 this past Wednesday at Saint Joseph's. SJU has handed UMass both of its conference losses and its only blemish on a 7-1 home record. UMass is 20th in the latest RPI ratings for collegerpi.com (1-25-08), including a schedule strength of 18.

**FOR THE RECORD (XAVIER):** The Xavier Musketeers, 16-4 overall and 4-1 in the Atlantic 10 Conference, won their second straight game and eighth in the last nine games with a 69-43 pounding of Dayton on Thursday night at Cintas Center (see recap and box on page 30). XU is ranked 23rd in the Associated Press Poll and 22nd in the USA Today/ESPN Coaches Poll. XU is 16th in the latest RPI ratings for collegerpi.com (1-25-08), including a schedule strength of 14.

**XAVIER IN THE NATIONAL RANKINGS:** The Xavier University Musketeers, 16-4, are in both national polls for a third straight week. Xavier is ranked 23rd in the Associated Press Poll and 22nd in the USA Today/ESPN Coaches Poll. Earlier this season Xavier was in the USA Today/ESPN Coaches Poll for four straight weeks before being dropped out for the December 24

## XAVIER'S 1,000 POINT CLUB MEMBERS

PLACE	PLAYER (YR)	CAREER PTS.
1.	Byron Larkin (1984-88)	2,696
2.	David West (1999-03)	2,132
3.	Romain Sato (2000-04)	2,005
4.	Tyrone Hill (1986-90)	2,003
5.	Lenny Brown (1995-99)	1,885
6.	Anthony Hicks (1979-83)	1,805
7.	Jamie Gladden (1989-93)	1,780
8.	Steve Thomas (1962-66)	1,722
9.	Brian Grant (1990-94)	1,719
10.	Nick Daniels (1975-79)	1,690
11.	Bob Quick (1965-68)	1,636
12.	Stan Kimbrough (1986-89)	1,596
13.	Darnell Williams (1995-00)	1,572
14.	Lionel Chalmers (2000-04)	1,556
15.	Gary Lumpkin (1995-99)	1,507
16.	James Posey (1996-99)	1,455
	<b>Stanley Burrell (2004-Pres.)</b>	<b>1,455</b>
18.	Justin Doellman (2003-07)	1,402
19.	Jeff Jenkins (1980-84)	1,384
20.	Joe Viviano (1956-59)	1,338
21.	Jamal Walker (1987-91)	1,333
22.	Jack Thobe (1959-62)	1,296
23.	Derek Strong (1987-90)	1,291
24.	Dave Piontek (1953-56)	1,287
25.	Jerry Helmers (1969-72)	1,275
26.	Justin Cage (2003-07)	1,181
27.	Michael Davenport (1987-91)	1,172
28.	Hank Stein (1956-59)	1,144
29.	Maurice McAfee (1997-01)	1,142
30.	Dexter Bailey (1980-84)	1,139
T31.	Gene Smith (1949-52)	1,109
T31.	Richie Harris (1982-86)	1,109
33.	Kevin Frey (1998-02)	1,102
34.	Huck Budde (1950-53)	1,096
35.	Bill Kirvin (1959-62)	1,088
36.	Jim Boothe (1954-57)	1,085
37.	Bob Pelkington (1961-64)	1,075
T38.	Joe Geiger (1961-64)	1,073
T38.	Aaron Williams (1989-93)	1,073
40.	Victor Fleming (1980-84)	1,059
41.	Gary Massa (1977-81)	1,049
42.	Mike Plunkett (1973-76)	1,043
43.	Michael Hawkins (1991-95)	1,029
44.	T.J. Johnson (1994-98)	1,021



## NATIONAL POLLS

### USA TODAY/ESPN COACHES (1-21-08)

Rk	Team	Record	Pts.	Pvs.
1.	Memphis (21)	17-0	765	2
2.	Kansas (10)	18-0	754	3
3.	Duke	15-1	682	5
4.	North Carolina	18-1	666	1
5.	Tennessee	16-1	653	7
6.	Washington State	16-1	620	8
7.	UCLA	16-2	581	4
8.	Indiana	16-1	565	10
9.	Georgetown	14-2	543	6
10.	Michigan State	16-2	517	11
11.	Wisconsin	15-2	443	17
12.	Texas	14-3	381	19
13.	Vanderbilt	17-2	336	14
14.	Butler	17-2	316	12
15.	Mississippi	15-2	284	15
16.	Texas A&M	15-3	280	9
17.	Pittsburgh	15-3	267	16
18.	Villanova	13-3	257	21
19.	Dayton	14-2	203	18
20.	Marquette	13-4	158	13
21.	Stanford	15-3	151	RV
22.	<b>Xavier</b>	<b>15-4</b>	<b>112</b>	<b>20</b>
23.	Drake	16-1	92	RV
24.	Saint Mary's	15-2	89	RV
25.	Clemson	14-4	84	23

### ASSOCIATED PRESS (1-21-08)

Rk	Team	Record	Pts.	Pvs.
1.	Memphis (49)	17-0	1,777	2
2.	Kansas (23)	18-0	1,751	3
3.	Tennessee	16-1	1,591	6
4.	Duke	15-1	1,543	7
5.	North Carolina	18-1	1,536	1
6.	Washington State	16-1	1,442	8
7.	Indiana	16-1	1,351	9
8.	UCLA	16-2	1,312	4
9.	Georgetown	14-2	1,235	5
10.	Michigan State	16-2	1,175	11
11.	Wisconsin	15-2	1,048	17
12.	Texas	14-3	887	19
13.	Pittsburgh	15-3	781	15
14.	Vanderbilt	17-2	748	16
15.	Butler	17-2	742	12
16.	Dayton	14-2	567	14
17.	Mississippi	15-2	529	18
18.	Villanova	13-3	502	10
18.	Texas A&M	15-3	502	25
20.	Stanford	15-3	444	RV
21.	Marquette	13-4	332	13
22.	Drake	16-1	313	RV
23.	<b>Xavier</b>	<b>15-4</b>	<b>230</b>	<b>20</b>
24.	Arizona State	14-3	182	22
25.	Baylor	15-2	173	RV

### XAVIER WEEK-BY-WEEK IN THE POLLS

Date	AP	Coaches
Preseason	RV	RV
Nov. 12	RV	RV
Nov. 19	RV	RV
Nov. 26	23	25
Dec. 3	21	20
Dec. 10	17	17
Dec. 17	RV	24
Dec. 24	RV	RV
Dec. 31	RV	-
Jan. 7	24	25
Jan. 14	20	20
Jan. 21	23	22
Jan. 28		
Feb. 4		
Feb. 11		
Feb. 18		
Feb. 25		
Mar. 3		

poll. Xavier fell out of the AP Poll the week of Dec. 17 after three weeks in the AP Poll.

**XU NEAR THE TOP OF THE ALL-TIME A-10 REGULAR SEASON RANKINGS:** Temple (304-111 for 73.3 percent from 1983-present) and Xavier (139-58 for 70.6 percent from 1996-present) hold the highest all-time winning percentages in A-10 regular season play among current Atlantic 10 Conference members. The next closest challenger is not even at 60 percent.

### XAVIER IS AN ATLANTIC 10 SUCCESS

**STORY:** Xavier, which began competition in the Atlantic 10 Conference in the 1995-96 season, is in its 13th season in the Atlantic 10. Xavier has a composite record of 159-66 (.707) in 13 seasons of Atlantic 10 competition, including 139-58 (.706) in A-10 regular season play and 20-8 (.714) in A-10 Tournament play. Xavier's Atlantic 10 history includes one A-10 Co-Championship (2007), sole possession of three A-10 West Division Championships (1997 and back-to-back in 2002 and 2003), one A-10 West Co-Championship (1998) and four A-10 Tournament Championships (1998, 2002, 2004 and 2006).

### MILLER NOW EIGHTH IN XU HISTORY

**FOR WINS:** Xavier fourth-year head coach **Sean Miller** won his 79th game as XU's head coach on Wednesday against Dayton, taking over sole possession of eighth place on XU's all-time list. For the record, **Bob Staak** (88 wins in six seasons from 1979-85) is seventh on the XU all-time list. Miller is the 16th head coach in the history of the Xavier basketball program.

**CENTURY MARKS:** Xavier beat Virginia 108-70 at XU's Cintas Center on January 3 after beating Kansas State 103-77 on a neutral court at U.S. Bank Arena on December 31. The Kansas State and Virginia games marked the first back-to-back 100-point games for Xavier since 1995-96 and just the sixth time in Xavier history. The K-State game was XU's first 100-point game since beating Long Island 108-57 in the 2001-02 season. The 108 points scored against Virginia were the most by an XU team since that 108-57 win over Long Island in the 2001-02 season.

### ATLANTIC 10 AND NATIONAL LEADERSHIP:

Xavier is among the top three out of 14 Atlantic 10 teams in 10 of the 14 major categories. **XU leads the Atlantic 10 Conference in five categories:** scoring margin (10th in the nation at +16.4 ppg.), rebounding margin (21st in the nation at +7.0 rpg.), free-throw percentage (ninth in the nation at .762), three-point field goal percentage (17th in the nation at .406) and assist-to-turnover ratio (14th in the nation at 1.32-to-1.00). **XU is second in the A-10 in field goal percentage** (33rd in the nation at .480), assists (38th in the nation at 16.55) and scoring defense (44th in the nation at 62.0 ppg.). **XU is third in the Atlantic 10 in field goal percentage defense** (.405) and three-point field goal percentage defense (.326).

**ON THE MARK:** Xavier leads the Atlantic 10 Conference and is ranked 17th nationally in three-point field goal percentage at 40.6 percent. XU has three of the top 10 percentage three-point shooters in the Atlantic 10: junior **B.J. Raymond** (third in the A-10 and 17th nationally at .466), senior **Stanley Burrell** (seventh in the A-10 at .437) and senior **Drew**

**Lavender** (ninth in the A-10 at .427). Xavier drilled a school record tying 16 three-pointers out of 26 attempts for a second straight game in the win over Auburn on January 6, including a career-high six from junior **B.J. Raymond**, five from senior **Drew Lavender** and three from senior **Stanley Burrell**. Xavier shot a season-high 63.8 percent from the field against Virginia on January 3, including hitting a school record-tying 16 three-pointers out of 26 attempts for 61.5 percent. Six different Musketeers hit at least two three-pointers in the Virginia win. XU set the school record of 16 three-pointers in last season's win over Charlotte (2-3-07).

**LUCKY SEVENS:** The Musketeers placed seven players in double figures in scoring in two straight games, Kansas State and Virginia. For the season Xavier is 13-0 when it places at least four players in double figures in scoring.

### MORE THAN A LITTLE BALANCE IN THEIR LIVES:

Xavier has taken balanced scoring attack to another level and used it to be very successful. Xavier is 13-0 this season when four or more players score in double figures. For the season so far, six players are in double figures. Junior **B.J. Raymond** (12.0 ppg.) leads the team followed by senior **Drew Lavender** (11.9 ppg.), sophomore **Derrick Brown** (11.0 ppg.), junior **C.J. Anderson** (10.9 ppg.), senior **Josh Duncan** (10.3 ppg.) and senior **Stanley Burrell** (10.2 ppg.). Xavier has never had six players average in double figures in scoring for an entire season.

**SPREADING THE SHOTS AROUND:** Perhaps even more remarkable than the balanced scoring is the balance among the top **field goal attempt totals** for Xavier players. Senior **Drew Lavender** has taken a team-high 169 shots and junior **B.J. Raymond** has taken 168 shots, while senior **Stanley Burrell** has taken 160, junior **C.J. Anderson** has taken 153 and senior **Josh Duncan** has taken 146 shots. Sophomore **Derrick Brown** is sixth in shots attempted with 129.

**REBOUNDING BALANCE ALSO:** The XU rebounding has been by committee as evidenced by the fact that four guys average between 4.7 rpg. and 6.7 rpg. XU's top rebounders are sophomore **Derrick Brown** (12th in the A-10 at 6.7 rpg.) and junior **C.J. Anderson** (14th in the A-10 at 6.4 rpg.). XU outrebounded Virginia, the national leader in rebound margin entering its game against XU, 32-30. For the season XU is first in the A-10 in rebound margin at +7.0 rpg. (21st in NCAA Division I).

**START SOMETHING:** Xavier's senior backcourt duo of **Drew Lavender** (112) and **Stanley Burrell** (108) has combined for 220 collegiate starts. They have started the last 34 games together in the Musketeer backcourt. Lavender (2.83-to-1.00) and Burrell (2.15-to-1.00) are first and fourth, respectively, in the Atlantic 10 in assist-to-turnover ratio.

**DEE-FENSE:** Xavier is ranked second out of 14 teams in the Atlantic 10 in scoring defense at 62.0 ppg. XU is third in the Atlantic 10 in field goal percentage defense (.405) and three-point field goal percentage defense (.326).



**MORE DEE-FENSE:** Xavier held Delaware State to 33 points, the lowest by an XU opponent since the introduction of the shot clock in the 1985-86 season. The last time an XU opponent scored less than 33 points was in a 30-28 loss to Oklahoma City in a Midwestern City Conference clash at XU's Schmidt Fieldhouse in the 1981-82 season.

**BURRELL A KEY TO THE XAVIER DEFENSE:** Senior **Stanley Burrell** has become more than just one of the top 20 scorers in school history. Head coach **Sean Miller** said his defense has been a big key to Xavier's success, including holding Dayton star **Brian Roberts** to a season-low five points and just five shot attempts. "I'd put him up against any guard in the country right now with the effort level and ability that he's performing defensively," said Miller. "He has taken on some really good players and he's taken it personally. When you have a senior guard bought in like that it becomes contagious." His work on Indiana's **Eric Gordon** (4-of-12), Tennessee's **Chris Lofton** (3-of-12) and Virginia's **Sean Singletary** (5-of-12) has opened some eyes this season. **Burrell leads the Musketeers in charges taken this season with eight.** "Stan had one in his first three years combined," said Miller, "which tells you how much he's improved defensively."

**XAVIER LIKES THE FREE STUFF:** Xavier has shot well at 76.2 percent from the free throw line, which ranks first in the Atlantic 10 Conference and ninth in all of NCAA Division I. *That mark is on pace to break the school record (.745 in 2002-03 season).* Seniors **Stanley Burrell**, **Drew Lavender** and **Josh Duncan** are leading the way from the free throw line at 89.8 percent, 89.1 percent and 87.8 percent respectively. *Each of the trio is on pace to challenge the school record of 90.2 percent (74-of-82), which was set by Joe Geiger for the 1961-62 season.* Lavender had a streak of 23 straight made free throw attempts snapped when he missed his only attempt last Wednesday at Temple. While the seniors have not hit the minimum per game to be ranked (2.5 per game), sophomore **Derrick Brown** is ninth in the Atlantic 10 at 78.2 percent. For the record, Lavender has hit 2.45 per game.

**HIT THE ROAD AGAIN:** Xavier is 5-3 away from its home at Cintas Center this season, including its 74-66 win at George Washington, 80-57 win at Auburn, its 78-65 win over Kent State and its 80-65 win over Indiana at the Chicago Invitational Challenge, and its 103-77 neutral site win over Kansas State at U.S. Bank Arena. XU lost at Miami, Arizona State and Temple. XU finished 11-8 away from Cintas Center last season, including 5-5 on opponent courts and 6-3 at neutral sites.

**AWAY STATS HAVE NOT BEEN GOOD SO FAR:** Xavier, 2-3 in true road games this season, is averaging 65.0 ppg. and shooting 42.6 percent from the field for its five away games, including 38.4 percent from three-point range. Away opponents have averaged 67.4 ppg. while shooting 46.0 percent from the field, including 37.6 percent from three-point range.

**MAKE YOURSELF AT HOME:** Xavier plays a school record 17 regular season home games this season at Cintas Center. The previous high

**SPECIALTY STATS (1-27-08)**

**DUNKS (47)**

Derrick Brown.....	35
C.J. Anderson.....	3
B.J. Raymond.....	3
Josh Duncan.....	2
Jason Love.....	2
Adrión Graves.....	1
Charles Bronson.....	1

**CHARGES TAKEN (29)**

Stanley Burrell.....	8
B.J. Raymond.....	6
Josh Duncan.....	5
Jason Love.....	4
Danté Jackson.....	2
Adrión Graves.....	2
Drew Lavender.....	2

was 16 in both the 2003-04 and 2004-05 seasons. XU played 15 games at Cintas Center each of the last two seasons.

**SUCCESS AT CINTAS CENTER...FORDHAM WIN WAS XU'S 100TH IN THE BUILDING:**

Xavier, off to a 11-1 start at Cintas Center this season (the only loss to then-No. 12 Tennessee), was 14-1 at Cintas Center last season. XU has compiled a 101-16 (.863) record in eight seasons at Cintas Center, including 49-10 (.831) against Atlantic 10 teams and 52-6 (.897) against non-conference teams.

**JOIN THE CROWD:** Xavier has averaged 9,999 fans for its 117 games played so far in eight seasons at the 10,250-seat Cintas Center, which opened for the 2000-01 season. XU welcomed its millionth men's basketball fan to Cintas Center last season. Xavier has now sold out 68 home games since moving into Cintas Center, including five this season: the home opener versus Southeast Missouri State and the Dayton, Tennessee, Creighton and Cincinnati games this season.

**END OF QUITE A STREAK:** Prior to the game at Temple, Xavier had won six straight games by an average of 25.3 ppg., while shooting 53.0 percent from the field, including 49.6 percent from three-point range. The streak included a 108-70 thumping of Virginia at XU's Cintas Center, a 103-77 bashing of Kansas State on a neutral court at U.S. Bank Arena and an 80-57 win at Auburn. Xavier's recent impressive run earned the Musketeers "Team of the Week" honors in the Weekly Watch column by **Andy Katz** for ESPN.com and the College Hoops Roundup column by **Mike DeCourcy** of *The Sporting News*.

**QUITE A START:** Xavier's 61 points in the first half against Virginia marked the most points in the first half since XU scored 66 in the first half of a 109-58 win over Marietta at Cincinnati Gardens in the 1988-89 season (11-28-88). It marked the most first half points versus a Division I team since XU scored a school record 72 first half points on its way to a school record 125 points in a 125-84 win over Florida International at Schmidt Fieldhouse in the 1987-88 season (1-9-88). Former Virginia coach **Pete Gillen**

was XU's coach in the games against Marietta and Florida International. For the record, the 61 points mark the second-highest total for a half this season as XU scored 62 in the second half of this season's Coppin State win.

**BURRELL IS CLIMBING XU'S ALL-TIME SCORING LIST...NOW TIED WITH JAMES POSEY:**

Senior **Stanley Burrell**, who scored a game-high 13 points against Dayton, 15 points to go with five assists against Virginia and added 13 more at Auburn, scored a team-high and personal season-high tying 18 points against Tennessee and 12 points to go with a career-high eight assists against Kansas State. Burrell has raised his career point total to 1,455 points, which is tied with current Boston Celtic **James Posey** for 16th place on XU's all-time scoring list. Posey scored 1,455 points from 1996-99. See the complete list on page 2.

**MORE CAREER SCORING LEADERS:**

Senior **Drew Lavender**, who scored 659 points in two years at Oklahoma and 619 points so far at Xavier, now has 1,278 career collegiate points. Xavier junior newcomer **C.J. Anderson**, who scored 752 points in his two seasons at Manhattan, is now at 969 collegiate points and is on target to reach 1,000 career collegiate points this season. Senior **Josh Duncan** has 957 career points.

**ALL-AMERICA CANDIDATE LAVENDER EARNING A SPOT AMONG THE BEST:**

Xavier's 5-7 senior point guard **Drew Lavender** is a candidate for the prestigious Bob Cousy Award as the nation's top point guard. "Drew has emerged as one of the premier players at his position in all of college basketball," said fourth-year head coach **Sean Miller**. In addition, he is on the list of candidates for two prestigious awards that bear the Naismith family name, the 50-member Naismith Trophy Pre-season "Watch List" and the Frances Pomeroy Naismith Award, which is given annually to the best collegiate senior player 6-0 tall or shorter. The 2007-08 Naismith Trophy presented by AT&T preseason candidate watch list has been announced by the Atlanta Tipoff Club. The Frances Pomeroy Naismith Award is an award named in honor of James Naismith's daughter-in-law. Lavender, a 2007-08 preseason Atlantic 10 Conference First Team selection was a 2006-07 Atlantic 10 Second Team selection and 2007 A-10 All-Championship Team pick.

**LEADER OF THE PACK:**

Senior **Drew Lavender** leads Xavier in assists at 5.0 apg. and steals at 1.4 spg. for the season. He leads the entire Atlantic 10 Conference in assist-to-turnover ratio for the second straight year and is 14th in the nation at 2.83-to-1.00. He is second on the team in scoring at 11.9 ppg.

**ATLANTIC 10 CONFERENCE WEEKLY HONORS FOR LAVENDER:**

Senior **Drew Lavender** earned Atlantic 10 Conference Player of the Week honors for his efforts in Xavier's win over Creighton on December 5. Lavender scored 28 points on 9-of-13 (.692) shooting from the field and 6-of-6 shooting from the free throw line and dished a career-high 10 assists in the win over Creighton, becoming the first Xavier player since **David West** to post a double-double or triple-double in something other than points and rebounds. West, the 2003 National



Player of the Year, actually posted the school's first-ever triple-double when he scored 15 points to go with 10 rebounds and 10 assists in a win over Long Island (12-8-01). Lavender won A-10 Player of the Week honors twice last season.

**WHAT CAN BROWN DO FOR YOU?** Sophomore **Derrick Brown** is third on the team in scoring at 11.0 ppg. and is first on the team in rebounding at 6.7 rpg. (12th in the Atlantic 10), including his 14-point and 12-rebound game against Kansas State and his 12-point, 10-rebound game against Tennessee. He has had three double-doubles this season, including a 13-point, 10-rebound effort in a win over Kent State in the Chicago Invitational Challenge. Brown has hit a team-high 60.5 percent (78-of-129) from the field. He leads Xavier in dunks this season with 35 in 20 games and for his career almost 50 percent (76-of-155 for .490) of his field goals made have been via a dunk. In addition, Brown is ninth in the A-10 at 78.2 percent (61-of-78) from the free-throw line.

**LOVE THE PROGRESS, ESPECIALLY AT THE FREE-THROW LINE:** Sophomore **Jason Love** leads the team and is third in the Atlantic 10 Conference in offensive rebounding at 3.0 per game. Love has 41 offensive rebounds in the last 11 games combined (3.7 per game). He has started the last nine games. One of Love's greatest areas of improvement since entering the starting lineup has come at the free-throw line. Love has hit 71.4 percent (20-of-28) from the free-throw line in his nine games as a starter after hitting just 9-of-22 (.409) from the free-throw line for the first 11 games.

**CAREER NIGHTS FOR LOVE:** Sophomore **Jason Love** scored a career-high 13 points at Temple on January 16. He grabbed eight rebounds and scored a then career-high nine points to go with a career-high three blocked shots against Tennessee (Dec. 22) followed by a then career-high 10 points to go with a career-high tying 9 rebounds against Delaware State (first career start on Dec. 28). On New Year's Eve night he made his second start and had a career-high 11 points to go with seven rebounds against Michael Beasley and Kansas State.

**ANOTHER NON-CONFERENCE SUCCESS:** Xavier was 12-3 in its non-conference season (a schedule that was ranked ninth-toughest in NCAA Division I), including wins over Indiana, Virginia, Kansas State, Creighton, Kent State, Auburn and Cincinnati. XU completed its 14-game regular season non-conference slate last season with a 10-4 record, including wins over Illinois, Kansas State, VCU and Villanova at neutral sites.

**CHAMPIONSHIP EFFORTS:** Xavier got 19 points each from juniors **B.J. Raymond** and **C.J. Anderson** on its way to an 80-65 win over then-No. 8 Indiana in the championship game of the 2007 Chicago Invitational Challenge on November 24 at Sears Centre in Hoffman Estates, Illinois. Raymond posted his first career double-double as he also grabbed a team-high 10 rebounds. Anderson and senior point guard **Drew Lavender** were named Co-MVPs of the 2007 Chicago Invitational Challenge. Lavender averaged 11.8 points, 4.8 assists and 2.0 steals for XU's four wins in the tournament, including 13 points, six assists and two steals in the

championship game victory over IU. Anderson contributed 14.5 ppg. and 6.8 rpg. Senior **Josh Duncan** also earned spot on the All-Tournament Team after posting team highs of 14.8 ppg. and 7.0 rpg. for the four games.

**XAVIER LOVES ESPN COVERAGE...TURN ON THE BRIGHT LIGHTS:** The Musketeers have enjoyed plenty of big moments on ESPN networks. Xavier was 8-1 last season in games broadcast by ESPN networks and is 2-1 this season. *XU beat Cincinnati on ESPN2 and Kansas State on ESPNU, while losing to Tennessee on ESPN so far this season.* Xavier will play 26 regular season games on regional or national television this season, including five games on the ESPN networks and 17 games on Fox Sports Net Ohio, XU's "Television Home."

**SEAN MILLER RADIO SHOW IS BACK:** The Sean Miller Show airs from 7-8 p.m. on Mondays on 55KRC-AM, live from Ryan's Pub in Xavier's Gallagher Center.

**BASKETBALL TIMES ONCE AGAIN HAS XAVIER'S PROGRAM IN THE "TOP 10":** The Xavier men's basketball program is once again ranked among the "top 10" programs in the United States, according to the *Basketball Times* rankings released in a recent issue. In fact, the study, which BT has done every five years since 1997, shows that ninth-ranked XU is one of only four men's basketball programs that have ranked in the "top 10" in 1997, 2002 and 2007. The other three programs are Duke, North Carolina and Kansas. The top 10 programs in this year's rankings were: Duke, North Carolina, Florida, Stanford, Gonzaga, Michigan State, Creighton, Kansas, Xavier and Illinois.

**XAVIER ADDS FOUR PREP STARS...SIX ELIGIBLE NEWCOMERS NEXT SEASON:** Xavier head coach **Sean Miller** has received four signed National Letters of Intent for prep players that will be Musketeers beginning in the 2008-09 season. That will give XU six new players next season with the addition of 6-8 Tulsa transfer **Jamel McLean** and 6-8 Hillsdale transfer **Andrew Taylor**, who are practicing now with Xavier and will be eligible as sophomores next season. The four players added during this signing period are: **Kenny Frease**, a 7-0 and 265-pound center from Massillon (Ohio) Perry High School; **Brian Walsh**, a 6-4 and 185-pound guard/forward from Moon High School in Coraopolis, Pa.; **Brad Redford**, a 6-0 and 170-pound guard from Frankenmuth (Mich.) High School. All three of those standouts were listed as high honorable mention prep All-Americans in the 2007-08 *Sporting News* preseason magazine. The fourth signee is **Mark Lyons**, a 6-1, 165-pound guard from Brewster Academy in Wolfeboro, N.H. (previously a star at Schenectady (N.Y.) High), who Rivals.com referred to as "a jet quick guard who can score."

**THE TRADITION OF EXCELLENCE:** Xavier, 25-9 last season, secured its second straight 20-win season last year, its 10th 20-win season in the last 11 years and its 20th 20-win season in the last 25 years. On the next page you can see the impressive 10-year and 25-year rankings for Xavier in NCAA appearances, 20-win seasons and winning percentage.

**WEST NAMED TO ALL-DECADE TEAM:** *Sports Illustrated* has released its newest book, which is entitled *Sports Illustrated: The Basketball Book*, which features 2003 Xavier graduate **David West** on its NCAA All-Decade Team for the decade beginning in 2000. West is joined on the All-Decade Team by Connecticut's Emeka Okafor and three Duke players, Jason Williams, J.J. Redick and Shane Battier. West, the 2003 Associated Press and United States Basketball Writers Association National Player of the Year, averaged 20.1 ppg. and 11.8 rpg. as a senior while leading XU to its second straight 26-6 season. West led Xavier to 94 wins in his four seasons while finishing as Xavier's all-time blocked shot leader (228 blocks) and second on XU's all-time scoring (2,132 points) and rebounding (1,308 rebounds) lists. West, a three-time selection as Atlantic 10 Conference Player of the Year, is now a star in the NBA with the New Orleans Hornets.

**A-10 COACHES TELECONFERENCE**  
The weekly media teleconference with the A-10 head coaches is every Monday. To access the call, contact Xavier sports information or the A-10 communications department at (215) 545-6678

10:10 a.m. Bobby Lutz, Charlotte  
10:17 a.m. Chris Mooney, Richmond  
10:24 a.m. **Sean Miller, Xavier**  
10:31 a.m. Mark Schmidt, St. Bonaventure  
10:38 a.m. Brian Gregory, Dayton  
10:45 a.m. John Giannini, La Salle  
10:52 a.m. Fran Dunphy, Temple  
10:59 a.m. Travis Ford, Massachusetts  
11:06 a.m. Karl Hobbs, George Washington  
11:13 a.m. Ron Everhart, Duquesne  
11:20 a.m. Rick Majerus, Saint Louis  
11:27 a.m. Dereck Whittenburg, Fordham  
11:34 a.m. Jim Baron, Rhode Island  
11:41 a.m. Phil Martelli, Saint Joseph's  
11:48 a.m. A-10 student-athlete TBD



# BASKETBALL

2007-08

## NCAA Tournament 17 of Last 25 Seasons



### XAVIER BASKETBALL "A TRADITION OF EXCELLENCE"

#### NCAA Appearances Last 10 Years:

1.	Arizona	10
	Duke	10
	Kansas	10
	Kentucky	10
	Michigan State	10
6.	Florida	9
	Gonzaga	9
	Illinois	9
	Stanford	9
	Texas	9
	Wisconsin	9
12.	UCLA	8
	Connecticut	8
	Indiana	8
	North Carolina	8
	Maryland	8
	Oklahoma	8
	Oklahoma State	8
	Cincinnati	8
	Syracuse	8
21.	<b>Xavier</b>	<b>7</b>
	Creighton	7
	Penn	7
	Utah	7
	Winthrop	7

#### 20-Win Seasons Last 10 Years:

1.	Arizona	10
	Duke	10
	Kentucky	10
	Kansas	10
	Gonzaga	10
	Syracuse	10
7.	<b>Xavier</b>	<b>9</b>
	Connecticut	9
	Florida	9
	Creighton	9
	Illinois	9
	Kent	9
	Oklahoma	9
	Oklahoma State	9
	Utah State	9
16.	Maryland	8
	Michigan State	8
	Texas	8
	Butler	8
	Cincinnati	8
	Charleston	8
22.	Indiana	7
	North Carolina	7
	Memphis	7
	Penn	7
	Southern Illinois	7
	Stanford	7
	UCLA	7
	Utah	7

#### Winning Percentage Last 10 Years:

1.	Duke	302-53	.851
2.	Kansas	276-72	.793
3.	Gonzaga	263-69	.792
4.	Connecticut	264-78	.772
5.	Kentucky	263-83	.760
6.	Arizona	249-82	.752
7.	Stanford	240-80	.750
8.	Florida	248-86	.743
9.	Utah St.	238-83	.741
10.	Illinois	249-90	.735
11.	Col. of Charleston	221-80	.734
12.	Syracuse	248-92	.729
13.	Cincinnati	238-89	.728
14.	Michigan St.	245-93	.725
15.	Oklahoma	236-91	.722
16.	Oklahoma St.	233-94	.713
17.	<b>Xavier</b>	<b>230-94</b>	<b>.710</b>
18.	Creighton	224-92	.709
19.	Maryland	235-99	.704
20.	North Carolina	239-101	.703
21.	Utah	224-96	.700
22.	Murray St.	217-94	.698
23.	Butler	222-98	.694
24.	Texas	230-103	.691
25.	Kent St.	222-100	.689

Note: records are from the 1997-98 season through the 2006-07 season for the 10-year studies and the records are from the 1982-83 season through the 2006-07 season for the 25-year studies.

#### NCAA Appearances Last 25 Years:

1.	Arizona	23
	Duke	23
	Kansas	23
	North Carolina	23
5.	Indiana	22
6.	Illinois	21
	Kentucky	21
	Syracuse	21
9.	Oklahoma	20
10.	UCLA	19
11.	Arkansas	18
	Louisville	18
	Purdue	18
14.	<b>Xavier</b>	<b>17</b>
	Georgetown	17
	Maryland	17
	Michigan State	17
	Temple	17
	Texas	17
20.	Alabama	16
	Memphis	16
22.	Iowa	15
	Missouri	15
24.	Connecticut	14
	Florida	14
	Cincinnati	14
	Georgia Tech	14
	LSU	14
	Oklahoma State	14
	St. John's	14
	Stanford	14
	Utah	14
	Villanova	14

#### 20-Win Seasons Last 25 Years:

1.	Syracuse	24
2.	Kansas	23
3.	Arizona	22
	Duke	22
	North Carolina	22
6.	Kentucky	21
	Oklahoma	21
8.	<b>Xavier</b>	<b>20</b>
9.	UCLA	19
	Illinois	19
	College of Charleston	19
	Birmingham-Southern	19
13.	Memphis	18
	Indiana	18
	Lipscomb	18
16.	UNLV	17
	Arkansas	17
18.	Connecticut	16
	Georgetown	16
	Iowa	16
21.	Temple	15
	Texas	15
	Alabama	15
	Cincinnati	15
	Louisville	15
	BYU	15
	UAB	15
	New Mexico	15
	Oklahoma State	15

#### Winning Percentage Last 25 Years:

1.	Duke	679-187	.784
2.	Kansas	671-190	.779
3.	Col. of Charleston	595-171	.777
4.	Kentucky	640-198	.764
5.	North Carolina	650-210	.756
6.	Lipscomb	618-208	.748
7.	Arizona	596-213	.737
8.	Syracuse	612-221	.735
9.	UNLV	586-221	.726
10.	Oklahoma	598-226	.726
11.	<b>Xavier</b>	<b>551-227</b>	<b>.708</b>
12.	Illinois	571-240	.704
13.	Georgetown	565-252	.692
14.	UCLA	545-244	.691
15.	Indiana	548-251	.686
16.	Connecticut	552-253	.686
17.	Memphis	546-257	.680
18.	Utah Valley St.	77-37	.675
19.	Gonzaga	511-247	.674
20.	Arkansas	545-265	.673
21.	Murray St.	507-248	.672
22.	Utah	532-263	.669
23.	Louisville	554-279	.665
24.	Alabama A&M	490-250	.662
25.	Temple	528-271	.661



**XAVIER RECORDS BREAKDOWN**

Category	Overall	A-10
Leading at the half:	16-2	4-0
Trailing at the half:	0-2	0-1
Tied at the half:	0-0	0-0
In Overtime:	0-0	0-0
Shooting 50% or better:	9-0	1-0
Shooting between 40-49.9%:	6-2	3-0
Shooting less than 40%:	1-2	0-1
Opponents shoot 50% or better:	0-2	0-1
Opponents shoot less than 50%:	16-2	4-0
XU outrebounds its opponent:	13-1	4-0
Opponent outrebounds XU:	3-3	0-1
Teams are tied in rebounds:	0-0	0-0
Scoring 50 points or less:	0-0	0-0
Scoring 51-59 points:	0-3	0-1
Scoring 60-69 points:	4-0	2-0
Scoring 70-79 points:	3-1	1-0
Scoring 80-89 points:	3-0	1-0
Scoring 90-99 points:	4-0	0-0
Scoring 100 or more points:	2-0	0-0
Allowing 50 points or less:	5-0	2-0
Allowing 51-59 points:	3-1	0-0
Allowing 60-69 points:	6-0	2-0
Allowing 70-79 points:	2-2	0-1
Allowing 80-89 points:	0-1	0-0
Allowing 90 points or more:	0-0	0-0
Playing at Cintas Center:	11-1	3-0
Playing on the road:	2-3	1-1
Playing on a neutral floor:	3-0	0-0
Game is decided by 1-4 points:	0-1	0-0
Game is decided by 5-10 points:	2-1	1-0
Game is decided by 11-20 points:	5-1	2-1
Game is decided by 21 points or more:	9-1	1-0
Playing at night:	14-2	3-1
Playing in the afternoon:	2-2	1-0
Josh Duncan leads team in scoring:	4-0	1-0
Drew Lavender leads team in scoring:	3-0	1-0
Stanley Burrell leads team in scoring:	3-1	1-0
Derrick Brown leads team in scoring:	2-2	0-1
C.J. Anderson leads team in scoring:	3-0	1-0
B.J. Raymond leads team in scoring:	4-1	2-0
Two players scores in double figures:	1-0	1-0
Three players score in double figures:	2-4	1-1
Four players score in double figures:	7-0	2-0
Five players score in double figures:	4-0	0-0
Six players score in double figures:	0-0	0-0
Seven players score in double figures:	2-0	0-0
In November:	5-1	0-0
In December:	5-2	0-0
In January:	6-1	4-1
In February:	0-0	0-0
In March:	0-0	0-0
On Sunday:	1-0	0-0
On Monday:	1-0	0-0
On Tuesday:	1-1	0-0
On Wednesday:	4-1	1-1
On Thursday:	2-0	1-0
On Friday:	2-0	0-0
On Saturday:	5-2	2-0

**2007-08 LEADERBOARDS**

**Team Scoring Leader:**

B.J. Raymond.....	5
Derrick Brown.....	4
Josh Duncan.....	4
Stanley Burrell.....	4
C.J. Anderson.....	3
Drew Lavender.....	3

**20+ Point Games (7):**

Drew Lavender.....	2
C.J. Anderson.....	2
B.J. Raymond.....	2
Josh Duncan.....	1

**30+ Point Games (0):**

**Double Figure Scoring Games (82):**

B.J. Raymond.....	16
Derrick Brown.....	13
Drew Lavender.....	13
C.J. Anderson.....	12
Josh Duncan.....	12
Stanley Burrell.....	11
Jason Love.....	4
Charles Bronson.....	1

**Team Rebound Leader:**

Derrick Brown.....	10
C.J. Anderson.....	6
Jason Love.....	3
Josh Duncan.....	3
B.J. Raymond.....	2
Drew Lavender.....	1

**Double Figure Rebound Games (6):**

Derrick Brown.....	3
C.J. Anderson.....	1
Josh Duncan.....	1
B.J. Raymond.....	1

**Double-Figure Assist Games (1):**

Drew Lavender.....	1
--------------------	---

**Double-Doubles (6):**

Derrick Brown.....	3
C.J. Anderson.....	1
B.J. Raymond.....	1
Drew Lavender.....	1



**XAVIER IN THE A-10/NCAA TEAM STATS**  
(NCAA: 1-25-08 and A-10: 1-26-08)

Category	NCAA	A-10	Stat
<b>Scoring Offense</b>	39th	4th	78.4
<b>Scoring Margin</b>	10th	1st	+16.4
<b>FG Percentage</b>	33rd	2nd	.480
<b>3-Point FG Percentage</b>	17th	1st	.406
<b>Free Throw Percentage</b>	9th	1st	.762
<b>Scoring Defense</b>	44th	2nd	62.0
<b>FG Percentage Defense</b>	59th	3rd	.405
<b>3-Point FG Pct. Defense</b>	NA	3rd	.326
<b>Rebounding Margin</b>	21st	1st	+7.0
<b>Assists</b>	38th	2nd	16.55
<b>Blocks</b>	137th	9th	3.50
<b>Steals</b>	250th	11th	6.00
<b>Turnover Margin</b>	NA	7th	+1.00
<b>Assist/Turnover Ratio</b>	14th	1st	1.32

**XAVIER IN THE A-10/NCAA INDIV. STATS**  
(NCAA: 1-25-08 and A-10: 1-26-08)

Scoring	NCAA	A-10
No player in A-10 top 20		
<b>Rebounding</b>	<b>NCAA</b>	<b>A-10</b>
Derrick Brown	12th	6.7
C.J. Anderson	14th	6.4
<b>Offensive Rebounding</b>	<b>NCAA</b>	<b>A-10</b>
Jason Love	3rd	2.95
C.J. Anderson	13th	2.30
<b>Assists</b>	<b>NCAA</b>	<b>A-10</b>
Drew Lavender	62nd	4th 4.95
Stanley Burrell	7th	3.65
<b>Free Throw Percentage</b>	<b>NCAA</b>	<b>A-10</b>
Derrick Brown	9th	.782
<b>3-Point Field Goals</b>	<b>NCAA</b>	<b>A-10</b>
B.J. Raymond	69th	7th 2.70
<b>3-Point FG Percentage</b>	<b>NCAA</b>	<b>A-10</b>
B.J. Raymond	17th	3rd .466
Stanley Burrell	7th	.437
Drew Lavender	9th	.427
<b>Blocks</b>	<b>NCAA</b>	<b>A-10</b>
No player in A-10 top 15		
<b>Steals</b>	<b>NCAA</b>	<b>A-10</b>
No player in A-10 top 15		
<b>Assist/Turnover Ratio</b>	<b>NCAA</b>	<b>A-10</b>
Drew Lavender	14th	1st 2.83
Stanley Burrell	55th	4th 2.15




# BASKETBALL

2007-08



NCAA Tournament  
17 of Last 25  
Seasons




**1 Josh Duncan**

Class: Senior  
Position: Forward  
Height: 6-9  
Weight: 238  
Hometown: Cincinnati, Ohio




**2 Adrion Graves**

Class: Sophomore  
Position: Guard  
Height: 6-4  
Weight: 201  
Hometown: Cincinnati, Ohio




**4 Charles Bronson**

Class: Junior  
Position: Center  
Height: 6-9  
Weight: 232  
Hometown: Philadelphia, Pa.



**5 Derrick Brown**

Class: Sophomore  
Position: Forward  
Height: 6-8  
Weight: 225  
Hometown: Dayton, Ohio



**11 B.J. Raymond**

Class: Junior  
Position: Guard/Forward  
Height: 6-6  
Weight: 226  
Hometown: Toledo, Ohio



**13 Stephen Duckett**

Class: Freshman  
Position: Guard  
Height: 6-4  
Weight: 190  
Hometown: Memphis, Tenn.



**15 Andrew Taylor**

Class: Sophomore  
Position: Forward  
Height: 6-8  
Weight: 205  
Hometown: Toledo, Ohio



**20 C.J. Anderson**

Class: Junior  
Position: Guard/Forward  
Height: 6-6  
Weight: 220  
Hometown: Cincinnati, Ohio



**22 Jamel McLean**

Class: Sophomore  
Position: Forward  
Height: 6-8  
Weight: 235  
Hometown: Hampton, Va.



**24 Drew Lavender**

Class: Senior  
Position: Guard  
Height: 5-7  
Weight: 153  
Hometown: Columbus, Ohio




**25 Danté Jackson**

Class: Freshman  
Position: Guard  
Height: 6-5  
Weight: 205  
Hometown: Greenfield, Ohio



**31 Jason Love**

Class: Sophomore  
Position: Forward/Center  
Height: 6-9  
Weight: 255  
Hometown: Philadelphia, Pa.



**33 Joe Hughes**

Class: Freshman  
Position: Forward  
Height: 6-6  
Weight: 200  
Hometown: Indianapolis, Ind.



**34 Stanley Burrell**

Class: Senior  
Position: Guard  
Height: 6-3  
Weight: 210  
Hometown: Indianapolis, Ind.



**HC Sean Miller**

Position: Head Coach  
Season: Fourth Season  
Career Record: 79-36  
A-10 Record: 35-18  
Hometown: Pittsburgh, Pa.



**Chris Mack**

Assistant Coach • 4th Season



**James Whitford**

Assistant Coach • 3rd Season



**Emanuel Richardson**

Assistant Coach • 1st Season



**Bill Comar**

Dir./Basketball Operations • 7th Season



**Mario Mercurio**

Dir./Basketball Administration • 4th Season



Head coach **Sean Miller**, 39, won his 79th game as XU's head coach on Thursday against Dayton, taking over eighth place on XU's all-time wins list. For the record, Bob Staak (88 wins in six seasons from 1979-85) is seventh on the XU all-time list. Miller is the 16th head coach in the history of the XU basketball program.



Miller has raised his career record to 79-36 (.687) and his mark this season to 16-4, including impressive wins over Indiana, Dayton, Virginia, Kansas State, Creighton, Cincinnati and at Auburn. Miller recorded his second straight 20-win season and his second straight NCAA Tournament appearance last season. Miller has won an Atlantic 10 Regular Season Championship (2007) and an A-10 Tournament Championship (2006).

Prior to this season Miller signed up to continue his success at Xavier for years to come. Xavier University and Miller agreed to an extended contract that will run through the 2015-16 season. "Xavier wanted to communicate clearly to Sean how pleased we are with his leadership of this very visible component of the University," said Associate Vice President and Athletic Director **Mike Bobinski**. "Our agreement is a comprehensive one that is designed to ensure that Sean and the entire program will have the continued ability to compete at the highest level of Division I basketball."

Xavier finished 25-9 overall last season in Miller's third year as the Xavier University head coach. Xavier, which enjoyed its second straight 20-win season, won the 2007 Atlantic 10 Conference Regular Season Championship and advanced to the second round of the 2007 NCAA Tournament. Miller finished 21-11 in the 2005-06 season, winning the 2006 Atlantic 10 Championship and earning a berth into the NCAA Tournament.

Miller took over as head coach in 2004. Miller, who replaced Thad Matta, was Matta's right hand man the previous three seasons as XU's first-ever associate head coach. Miller helped XU record three straight 26-win seasons and three straight NCAA Tournament appearances that culminated in the 2004 "Elite Eight" run.

It's no surprise that Xavier enjoyed more late season success under Miller last season. In fact, since he came to Xavier for the 2001-02 season, Xavier has recorded a 29-9 (.763) record for the month of March, an impressive record that is second only to Kansas in all of NCAA Division I.

Miller came to Xavier after coaching stops at North Carolina State, Pittsburgh, Miami (Ohio) and Wisconsin. Miller has now coached on 12 teams that have advanced to postseason play in his first 15 seasons as a head coach, an assistant or an associate head coach. That now includes five NCAA Tournaments in his six years at Xavier.

The rest of the Miller family is no stranger to the coaching ranks. His father, John, is the former long-time successful coach at Blackhawk High School in the Pittsburgh area and his brother Archie, a former standout guard at North Carolina State, is an assistant coach at Ohio State.

### Personal Data

**Born:** November 17, 1968 (in Pittsburgh) • **Age:** 39

**College Alma Mater:** Pittsburgh '92 (B.A. in communications)

**Prep Alma Mater:** Blackhawk HS '87

**Wife:** Amy

**Children:** Austin (12), Cameron (9), Braden (6)

### Miller's Coaching Resume

#### As a Head Coach:

Year	School	Record	Conference/Finish	Conf. Tournament	Postseason
2004-05	Xavier	17-12	10-6/T-Second West	1-1	--
2005-06	Xavier	21-11	8-8/T-7th	4-0/First	NCAA (0-1)
2006-07	Xavier	25-9	13-3/T-1st	1-1	NCAA (1-1)
<b>2007-08</b>	<b>Xavier</b>	<b>16-4</b>	<b>4-1</b>	<b>--</b>	<b>--</b>
<b>Totals</b>	<b>4th Year</b>	<b>79-36</b>	<b>35-18</b>	<b>6-2</b>	<b>NCAA (1-2)</b>

#### As an Associate Head Coach:

Year	School	Record	Conference/Finish	Conf. Tournament	Postseason
2001-02	Xavier	26-6	14-2/First	3-0/First	NCAA (1-1)
2002-03	Xavier	26-6	15-1/First	1-1	NCAA (1-1)
2003-04	Xavier	26-11	10-6/T-Third	4-0/First	NCAA (3-1)
<b>Totals</b>	<b>3 yrs.</b>	<b>78-23</b>	<b>39-9/2 Titles</b>	<b>8-1/2 Titles</b>	<b>NCAA (5-3)</b>

Miller spent nine years as an assistant coach. He spent one season at Wisconsin (1992-93), two seasons at Miami (1993-95), one season at Pittsburgh (1995-96) and five seasons at N.C. State (1996-2001) before coming to Xavier as XU's first-ever associate head coach.


## THE LAST TIME...

<b>Xavier scored 80-89 points:</b> XU 83, St. Bonaventure 68 at CC (1-9-08)
Opponent scored 80-89 points: Tennessee 82, XU 75 at CC (12-22-07)
<b>Xavier scored 90-99 points:</b> XU 90, Belmont 49 at CC (12-1-07)
Opponent scored 90-99 points: Duquesne 93, XU 91 at DU (1-31-07)
<b>Xavier scored 100 points or more:</b> XU 108, Virginia 70 at CC (1-3-08)
Opponent scored 100 points or more: Kansas 111, XU 70 at Great Alaska Shootout (11-26-99)
<b>Xavier scored 60 points or less:</b> Temple 78, XU 59 at TU (1-16-08)
Opponent scored 60 points or less: XU 80, Auburn 57 at AU (1-6-08)
<b>Xavier scored 50 points or less:</b> Saint Louis 61, XU 47 at SLU (2-5-06)
Opponent scored 50 points or less: XU 69, Dayton 43 at CC (1-24-08)
<b>Xavier scored 40 points or less:</b> Temple 59, XU 40 at TU (1-25-00)
Opponent scored 40 points or less: XU 65, Delaware State 33 at CC (12-28-07)
<b>Xavier won by 10-19 points:</b> XU 68, Fordham 50 at CC (1-12-08)
Opponent won by 10-19 points: Temple 78, XU 59 at TU (1-16-08)
<b>Xavier won by 20-29 points:</b> XU 69, Dayton 43 at CC (1-24-08)
Opponent won by 20-29 points: Arizona State 77, XU 55 at ASU (12-15-07)
<b>Xavier won by 30 points or more:</b> XU 108, Virginia 70 at CC (1-3-08)
Opponent won by 30 points or more: La Salle 80, XU 49 at Cincinnati Gardens (1-23-00)
<b>Xavier scored 50 or more in the first half:</b> 61 vs. Virginia at CC (1-3-08)
Opponent scored 50 or more in the first half: 51 by Duquesne at DU (1-31-07)
<b>Xavier scored 50 or more in the second half:</b> 59 vs. Kansas State (12-31-07)
Opponent scored 50 or more in the second half: 52 by Kansas State (12-31-07)
<b>Xavier scored 25 or less in the first half:</b> 17 at Saint Louis (1-13-07)
Opponent scored 25 or less in the first half: 18 by Dayton at CC (1-24-08)
<b>Xavier scored 25 or less in second half:</b> 25 vs. Miami at MU (11-13-07)
Opponent scored 25 or less in the second half: 25 by Dayton at CC (1-24-08)
<b>Xavier played an overtime game:</b> Ohio State 78, XU 71 in NCAA Tourn. (3-17-07)
Xavier played more than one overtime: UMass 90, XU 86 in 3OT at UM (1-8-05)
<b>Xavier won an overtime game:</b> XU 73, Cincinnati 71 at CC (1-19-06)
Opponent won an overtime game: Ohio State 78, XU 71 in NCAA Tournament (3-17-07)

<b>Xavier shot 60 percent from the field:</b> 63.8 (37-58) vs. Virginia at CC (1-3-08)
Opponent shot 60 percent from the field: 60.0 (30-50) by St. Joseph's at CC (1-17-04)
<b>Xavier shot 50 pct. or more:</b> 50.0 (29-58) vs. St. Bonaventure at CC (1-9-08)
Opponent shot 50 percent or more: 50.9 (28-55) by Temple at TU (1-16-08)
<b>Xavier shot 35 pct. or worse:</b> 30.6 (19-62) vs. Arizona State at ASU (12-15-07)
Opponent shot 35 percent or worse: 30.4 (14-46) by Dayton at CC (1-24-08)
<b>Xavier made 40 or more field goals:</b> 42-65 vs. Long Island at CC (12-8-01)
Opponent made 40 or more field goals: 48-81 by Kansas in Great Alaska Shootout (11-26-99)
<b>Xavier made 30 or more free throws:</b> 30-39 vs. Kansas State (12-31-07)
Opponent made 30 or more free throws: 35-41 by Dayton at UD (1-30-99)
<b>Xavier made 20-29 free throws:</b> 24-27 vs. Tennessee at CC (12-22-07)
Opponent made 20-29 free throws: 21-27 by Gonzaga in NCAA Tournament (3-16-06)
<b>Xavier made 10 or more 3-Pt. FG:</b> 11-23 vs. Dayton at CC (1-24-08)
Opponent made 10 or more 3-Pt. FG: 13-27 by Temple at TU (1-16-08)
<b>Xavier had 50 or more rebounds:</b> 51 vs. Belmont at CC (12-1-07)
Opponent had 50 or more rebounds: 51 by George Washington at CC (2-3-01)
<b>Xavier had 25 or more assists:</b> 27 vs. Virginia at CC (1-3-08)
Opponent had 25 or more assists: 36 by Kansas in Great Alaska Shootout (11-26-99)
<b>Xavier had 15 or more steals:</b> 16 vs. Coastal Carolina at CC (11-17-01)
Opponent had 15 or more steals: 15 by Massachusetts at UM (1-8-05)
<b>Xavier had 10 or more blocked shots:</b> 10 vs. Coppin State at CC (11-29-05)
Opponent had 10 or more blocked shots: 11 by Cincinnati at CC (2-3-04)
<b>Xavier had 15 or more turnovers:</b> 15 vs. Dayton at CC (1-24-08)
Opponent had 15 or more turnovers: 15 by Dayton at CC (1-24-08)
<b>Muskeeter scored 20-29 points:</b> 20 by B.J. Raymond vs. Fordham at CC (1-12-08)
Opponent scored 20-29 points in a game: 22 by Maureece Rice of George Washington at GW (1-19-08)
<b>Muskeeter scored 30-39 points:</b> 31 by Drew Lavender vs. Charlotte at CC (2-3-07)
Opponent scored 30-39 points in a game: 31 by Bill Walker of Kansas State (12-31-07)
<b>Muskeeter scored 40+ points in a game:</b> 47 by David West vs. Dayton at CC (2-8-03)
Opponent scored 40+ points in a game: 44 by Jimmel Ball of Akron at UA (12-21-96)
<b>Muskeeter grabbed 15 + reb.:</b> 16 by Derrick Brown vs. BYU in NCAA Trn. (3-15-07)
<b>Muskeeter had 10 + assists:</b> 10 by Drew Lavender vs. Creighton at CC (12-5-07)
<b>Muskeeter had 5 or more steals:</b> 5 by Drew Lavender vs. UMass at CC (1-18-07)
<b>Muskeeter had 5 or more blocks:</b> 5 by Brian Thornton vs. Dayton at CC (1-28-06)
<b>Double-double (pts.-ast.):</b> Drew Lavender 28 pts. & 10 ast. vs. Creighton (12-5-07)
<b>Double-double (pts.-reb.):</b> C.J. Anderson 21 pts. & 11 reb. vs. St. Bona (1-9-08)
<b>Two Muskeeter players with double-doubles in one game:</b> Justin Cage 17 points & 10 rebounds; Brandon Cole 12 points & 10 rebounds at Duquesne (1-31-07)
<b>Five Musketeers scored in double figures:</b> 5 vs. Auburn at AU (1-6-08)
<b>Six Musketeers scored in double figures:</b> 6 vs. UMass at CC (1-18-07)
<b>Seven Musketeers scored in double figures:</b> 7 vs. Virginia at CC (1-3-08)



### #20 C.J. Anderson



6-6 • 220  
Junior  
Guard/Forward  
Cincinnati, Ohio  
Winton Woods  
Manhattan College

**2007-08**...second on the team in rebounding at 6.4 rpg. (14th in the Atlantic 10), including a game-high eight rebounds in the win over Dayton... ranked second on the team and 13th in the A-10 in offensive rebounding at 2.3 per game...has started the last nine games...fourth on the team in scoring at 10.9 ppg., including 13 points to go with a team-high tying eight rebounds at George Washington...has scored in double figures 12 times... recorded the first double-double of his XU career against St. Bonaventure with a career-high 21 points on 9-of-13 field goal shooting to go with a career-high 11 rebounds...responded with 12 points on 3-of-4 shooting from the field to go with six rebounds against Virginia and 14 points and four rebounds against Kansas State...selected as 2007 Chicago Invitational Challenge Co-MVP along with teammate Drew Lavender...averaged 14.5 ppg. and 6.8 rpg. for XU's four games in the tournament, including 19 points and eight rebounds to go with four assists in the Indiana win...scored a game-high 20 points in the Coppin State win...tied for game-high honors in rebounding with nine rebounds against Southeast Missouri State.

**2006-07**...sat out the 2006-07 season due to NCAA transfer regulations, although he did practice with the Musketeers for part of the season.

**2005-06 AT MANHATTAN**...named Preseason All-MAAC First Team...appeared in the first 16 games for Manhattan as a sophomore, starting all 16 times...led the team in scoring at 18.8 ppg., rebounding at 9.4 rpg. and in minutes played at 37.3 mpg. before being forced to sit out the final 15 games...had one of the best games of his career at Syracuse (11-30-05), tallying 19 points and a game-high 13 rebounds in 42 minutes of action in an 87-82 overtime loss...had seven "double-doubles" in scoring-rebounding in 16 games as a sophomore...posted 23 points, 11 rebounds and five assists in a win over Fordham (12-23-05)...scored his first collegiate three-pointer and 22 total points, adding eight rebounds and four assists in a loss at Rhode Island (12-6-05)...pulled down a career-high tying 16 rebounds to go with 24 points in a win over St. Francis (N.Y.) on December 30...also had 16 rebounds to go with 23 points in an overtime win at South Dakota State (12-20-05)...the 16 caroms matched the career high he set as a freshman against Canisius...recorded another "double-double" in a win over Canisius in what proved to be his last game at Manhattan...had 15 points, 13 rebounds and six assists in the Canisius win (1-20-06)...scored in double figures in 15 of his 16 games, including a streak of 14 straight.

**2004-05 AT MANHATTAN**...*Basketball Times* All-Freshmen Second Team and *CollegeInsider.com* Freshman All-American...appeared in 28 games, making 27 starts...averaged 16.1 points and team-leading 8.6 rebounds per game, adding 2.8 assists, 1.5 steals and 1.3 blocks per game...named Metro

### 2007-08 Game-By-Game

Opponent	Min	FG-A	3-PT	FT-A	OR	DR	TR	PF	A	TO	B	S	PTS
SEMO	24	4-9	0-0	5-6	4	5	9	3	3	1	1	0	13
at Miami (O.)	27	2-6	0-0	6-7	4	1	5	2	1	2	0	0	10
Coppin State	23	8-10	0-0	4-5	3	2	5	2	1	3	0	3	20
Kent State	26	3-5	0-0	0-0	1	4	5	1	1	0	0	1	6
Indiana	27	7-14	0-0	5-10	4	4	8	1	4	4	1	2	19
Oakland	22	3-7	0-0	1-4	2	6	8	4	1	3	0	0	7
Belmont	25	6-9	0-0	2-2	0	5	5	2	0	2	0	1	14
Creighton	20	4-8	0-0	3-5	1	3	4	3	1	5	0	0	11
Cincinnati	25	3-8	0-0	1-2	3	4	7	2	3	2	0	1	7
at Arizona St.	27	3-9	0-0	1-1	3	0	3	2	1	2	0	1	7
Tennessee	25	4-8	0-0	4-6	2	4	6	3	1	5	0	0	12
Delaware St.	24	6-7	0-0	0-2	2	4	6	1	1	3	0	1	12
Kansas St.	23	3-8	0-0	8-13	3	1	4	3	1	1	1	2	14
Virginia	24	3-4	0-0	6-7	1	5	6	1	3	1	0	0	12
at Auburn	21	1-1	0-0	2-2	0	4	4	2	3	2	0	2	4
St. Bona.	31	9-13	0-0	3-7	5	6	11	3	2	1	0	1	21
Fordham	25	3-6	0-0	2-3	2	7	9	2	0	3	0	1	8
at Temple	29	0-6	0-0	2-2	1	6	7	2	5	2	0	0	2
at Geo. Wash.	26	4-8	0-0	5-7	2	6	8	4	2	1	0	2	13
Dayton	27	2-7	0-0	1-2	3	5	8	2	4	3	0	1	5
at UMass													
La Salle													
at Saint Louis													
St. Joseph's													
at Charlotte													
at Rhode Island													
Duquesne													
at Dayton													
Geo. Wash.													
at St. Joseph's													
Richmond													
A-10 Trn.													

Atlantic Athletic Conference Rookie of the Year and All-MAAC Third Team as well as All-Metropolitan Third Team...basketball coach: former XU assistant Bobby Gonzalez, who is now the head coach at Seton Hall.

**PREP SCHOOL (LAURINBURG PREP)**...led Laurinburg (N.C.) Prep to a 28-6 mark in the 2003-04 season...averaged 15.5 points, 5.3 rebounds, 3.0 assists and 2.4 steals a game...basketball coach: Chris Chaney.

**HIGH SCHOOL (WINTON WOODS)**...led his team to a sectional championship his senior season, while averaging 19.0 points, 8.0 rebounds, and 5.0 assists per game...named First Team All-City by the *Cincinnati Enquirer*, and Second Team All-Ohio...basketball coach: David Lumpkin.

**PERSONAL**...a liberal arts major...born September 4, 1985 in Cincinnati, Ohio...parents are Curtis Anderson, Sr. and Patricia Kelley.


### Anderson's Career Numbers

Season	G/GS	Min/G	FG-FGA	Pct	3FG-FGA	Pct	FT-FTA	Pct	Off	Def	Tot	Avg	PF	FO	A	TO	Blk	Stl	Pts	Avg
2004-05*	28/27	962/34.4	173-330	.524	0-1	.000	105-184	.571	92	149	241	8.6	96	7	79	61	35	41	451	16.1
2005-06*	16/16	596/37.3	117-238	.492	1-7	.143	66-110	.600	40	111	151	9.4	47	0	63	61	21	19	301	18.8
2007-08	20/11	501/25.1	78-153	.510	0-0	.000	61-93	.656	46	82	128	6.4	45	0	38	46	3	19	217	10.9
<b>Totals</b>	<b>64/54</b>	<b>2059/32.2</b>	<b>368-721</b>	<b>.510</b>	<b>1-8</b>	<b>.125</b>	<b>232-387</b>	<b>.599</b>	<b>178</b>	<b>342</b>	<b>520</b>	<b>8.1</b>	<b>188</b>	<b>7</b>	<b>180</b>	<b>168</b>	<b>59</b>	<b>79</b>	<b>969</b>	<b>15.1</b>

\* Includes statistics at Manhattan

**Career Highs (at Xavier):** **Points** – 21 vs. St. Bonaventure (1-9-08); **Rebounds** – 11 vs. St. Bonaventure (1-9-08); **Assists** – 5 at Temple (1-16-08); **Blocks** – 1 vs. Indiana in the Chicago Invitational Challenge (11-24-07) and Southeast Missouri State (11-10-07); **Steals** – 3 vs. Coppin State (11-20-07); **Turnovers** – 5 vs. Tennessee (12-22-07) and Creighton (12-5-07); **Field Goals** – 9 vs. St. Bonaventure (1-9-08); **Three-Point Field Goals** – 0; **Free Throws** – 8 vs. Kansas State (12-31-07); **Minutes** – 31 vs. St. Bonaventure (1-9-08).

**#4 Charles Bronson**



6-9 • 232  
Junior  
Center  
Philadelphia, Pa.  
Lutheran  
Redlands Comm. College

**2007-08...**has played in 12 games so far, including seven of the last nine... hit 4-of-5 from the field en route to a career-high 11 points to go with three rebounds in just nine minutes against Virginia...had eight points and five rebounds in just seven minutes of action against Belmont...played six minutes against Oakland, grabbing a pair of rebounds...played six minutes in his XU debut against Southeast Missouri State, contributing four points and a rebound...played a career-high nine minutes against Coppin State.

**AT REDLANDS COMMUNITY COLLEGE IN EL RENO, OKLAHOMA (2006-07)**...averaged 10.1 points, 5.0 rebounds and 2.1 assists in his one season at Redlands CC, while shooting 70 percent from the field and 73 percent from the free throw line...earned honorable mention All-Region and All-Bi-State...helped lead his team to a 31-2 overall record and a spot in the Regional Finals where Redlands lost by two points in the championship game...Redlands assistant coach Tyler Brown commented: "His numbers would be much higher if teams didn't have two, three and sometimes four guys around him every time he touched the ball. He was the most dominant post player in our league. He is a phenomenal passer for his size..."...actually signed with Xavier in the fall of 2005 but instead of coming to XU enrolled at Redlands CC for his sophomore year...basketball coach: Steve Eck.

**ECK ON BRONSON:** "Charles is first and foremost a good person who does what you ask him to do, which is one reason why he continues to get better. He's a good inside scorer with a nice shot around the basket. He's also a good passer. I think he has the potential to be a good shot blocker and has been working hard on the defensive end. He's the kind of player that comes to work every day and gets the job done, whatever you want him to do. He's not afraid of working hard."

**AT PANOLA COLLEGE IN CARTHAGE, TEXAS (2005-06)**...honorable mention All-Region XIV selection as a freshman...averaged 13.1 ppg. and 6.3 rpg. in his one season at Panola, while helping his team finish 23-8 and reach the 2006 Region XIV Quarterfinals...scored 22 points in the quarter-final game against San Jacinto...basketball coach: Scott Monarch...was a student at East Carolina for the first semester of the 2004-05 school year but never played for ECU...transferred to Panola and began working with Monarch in January of 2005...arrived at Panola at 280 pounds, which was down from a high of 350 early in his prep career at Norristown High.

**MONARCH ON BRONSON:** "Charles is as good as any player I've seen at this level with his back to the basket. Charles is a very skilled player on the block. He reminds me of Kevin McHale because he's so crafty. He can really score. He has an unbelievable Kareem-type hook shot. He needs to work on his strength so players cannot push him away from the basket because he

**2007-08 Game-By-Game**

Opponent	Min	FG-A	3-PT	FT-A	OR	DR	TR	PF	A	TO	B	S	PTS
SEMO	6	2-4	0-0	0-0	1	0	1	1	0	0	0	0	4
at Miami (O.)	DNP												
Coppin State	9	0-1	0-0	2-2	1	0	1	0	1	0	1	0	2
Kent State	DNP												
Indiana	DNP												
Oakland	6	1-1	0-0	0-0	0	2	2	1	0	1	1	0	2
Belmont	7	2-4	0-0	4-5	3	2	5	0	0	0	1	0	8
Creighton	DNP												
Cincinnati	DNP												
at Arizona St.	3	1-1	0-0	0-0	0	0	0	1	0	0	0	0	2
Tennessee	DNP												
Delaware St.	6	1-2	0-0	0-0	0	2	2	2	0	1	0	1	2
Kansas St.	5	1-1	0-0	0-2	0	1	1	2	0	0	0	0	2
Virginia	9	4-5	0-0	3-3	2	1	3	3	0	1	0	0	11
at Auburn	3	0-0	0-0	0-0	0	1	1	0	1	1	0	0	0
St. Bona.	DNP												
Fordham	1	0-0	0-0	0-0	0	0	0	1	0	0	0	0	0
at Temple	5	0-1	0-0	0-0	0	1	1	0	0	0	0	0	0
at Geo. Wash.	DNP												
Dayton	3	0-1	0-0	0-0	0	0	0	0	0	1	0	0	0
at UMass													
La Salle													
at Saint Louis													
St. Joseph's													
at Charlotte													
at Rhode Island													
Duquesne													
at Dayton													
Geo. Wash.													
at St. Joseph's													
Richmond													
A-10 Trn.													

does his best close in on the block. He is a very good offensive rebounder but needs to work hard on becoming better both as a defender and a defensive rebounder. He's has the long arms and ability to be a shot blocker. He has work to do but he has a high tolerance for hard work."

**HIGH SCHOOL...**a high honorable mention high school All-American (*Street & Smith's*)...averaged 19 points and 11 rebounds as a senior at Philadelphia Lutheran High School in the 2003-04 season...led his team to a 29-5 overall record...participated in the Penn-Ohio Roundball All-Star Classic...attended the prestigious Nike Camp during the summer of 2003...rated among the "top 75" prep players by Hoop Scoop...basketball coach at Lutheran Christian Academy: Darryl Schofield...began his prep career at Norristown High School in Norristown, Pennsylvania.

**PERSONAL...**a liberal arts major...born on April 28, 1983 in Philadelphia, Pa...mother is Erica Benny.


**Bronson's Career Numbers**

Season	G/GS	Min/G	FG-FGA	Pct	3FG-FGA	Pct	FT-FTA	Pct	Off	Def	Tot	Avg	PF	FO	A	TO	Blk	Stl	Pts	Avg
2007-08	12/0	63/5.3	12-21	.571	0-0	.000	9-12	.750	7	10	17	1.4	11	0	2	5	3	1	33	2.8
Totals	12/0	63/5.3	12-21	.571	0-0	.000	9-12	.750	7	10	17	1.4	11	0	2	5	3	1	33	2.8

**Career Highs - Points** – 11 vs. Virginia (1-3-08); **Rebounds** – 5 vs. Belmont (12-1-07); **Assists** – 1 at Auburn (1-6-08) and vs. Coppin State (11-20-07); **Blocks** – 1 vs. Belmont (12-1-07), Oakland (11-28-07) and Coppin State (11-20-07); **Steals** – 1 vs. Delaware State (12-28-07); **Turnovers** – 1 Five Times; **Field Goals** – 4 vs. Virginia (1-3-08); **Three-Point Field Goals** – 0; **Free Throws** – 4 vs. Belmont (12-1-07); **Minutes Played** – 9 vs. Virginia (1-3-08) and Coppin State (11-20-07).

**#5  
Derrick  
Brown**

6-8 • 225  
Sophomore  
Forward  
Dayton, Ohio  
Chaminade-Julienne



**2007-08...**has started each of the first 20 games...third on the team in scoring at 11.0 ppg. and first on the team in rebounding at 6.7 rpg. (12th in the Atlantic 10 Conference)...recorded a 14-point, 12-rebound game against Kansas State...had a 12-point, 10-rebound game against Tennessee...has three double-doubles this season, including a 13-point, 10-rebound effort against Kent State...scored all 13 of his points in XU's big second half surge in the Kent win...came up big in the win over Cincinnati with a career-high 17 points to go with six rebounds...scored 11 points in the decisive final 6:43 of action in the UC win...hit 5-of-6 from the field en route to 13 points and a game-high eight rebounds against Creighton...leads Xavier in dunks this season with 35...scored 15 points against Oakland...scored 15 points against SEMO in his first collegiate start in XU's season-opener and grabbed seven rebounds and two steals as well.

**FINDING HIS TOUCH...**has hit a team-high 60.5 percent (78-of-129) from the field...is ninth in the Atlantic 10 at 78.2 percent (61-of-78) from the free-throw line.

**WHAT CAN BROWN DO FOR YOU?** This athletic, left-handed forward can certainly rebound and dunk...his 12-rebound game against Kansas State and 10-rebound games against Tennessee and Kent State came as no surprise to those who saw him grab 16 rebounds in just 16 minutes of action in a 2007 NCAA Tournament first round win over BYU...a two-time Slam Dunk Champion for XU's annual preseason basketball Musketeer Madness...he leads Xavier in dunks this season with 35 in 20 games, including one from the Indiana game that was No. 2 that night on ESPN's "Top 10 Plays of the Day" segment...**has now made ESPN's "Top 10 Plays of the Day" three times, including once this season and twice as a freshman...for his career almost 50 percent (76-of-155 for .490) of his field goals made have been via a dunk...**a team-high 41 of his 77 field goals (53.2 percent) in the 2006-07 season were dunks, including a season-high four at Saint Joseph's...his dunk in the UMass game last season got him a spot for the second time last season on ESPN's "Top 10 Plays of the Day" segment (No. 9) had three impressive dunks in the win over Detroit on December 5...one of those three dunks made ESPN's "Top 10 Plays of the Day" segment (No. 8)...his best dunk last season came in the season-opener...he impressed all onlookers with his one-handed alley-oop slam dunk in his regular season debut against Coastal Carolina.

**A RISING STAR...**sat out the 2005-06 season but burst onto the scene in 2006-07 as a redshirt freshman...selected by the Atlantic 10 coaches to the 2006-07 Atlantic 10 Conference All-Rookie Team...grabbed a career-high 16 rebounds to go with eight points in just 16 minutes of action in the NCAA Tournament win over BYU...the 16 rebounds tied the Xavier school record for an NCAA game first set by Brian Grant in a 1993 NCAA Second

**2007-08 Game-By-Game**

Opponent	Min	FG-A	3-PT	FT-A	OR	DR	TR	PF	A	TO	B	S	PTS
SEMO	27	6-12	0-0	3-5	2	5	7	0	1	1	1	2	15
Miami (O.)	33	5-5	1-1	1-2	0	6	6	2	1	2	1	0	12
Coppin State	19	4-4	0-0	2-2	3	2	5	2	5	3	0	3	10
Kent State	32	5-5	0-0	3-6	2	8	10	2	4	1	1	0	13
Indiana	15	2-5	0-0	3-3	0	3	3	5	0	1	0	0	7
Oakland	24	4-9	0-2	7-9	3	5	8	1	2	2	0	0	15
Belmont	22	1-5	0-1	2-2	1	3	4	2	2	0	0	1	4
Creighton	24	5-6	0-0	3-3	4	4	8	3	1	5	1	1	13
Cincinnati	33	5-10	0-2	7-8	1	5	6	2	0	2	0	0	17
at Arizona St.	29	3-5	0-0	2-2	2	4	6	1	1	1	0	0	8
Tennessee	29	2-2	0-0	8-8	3	7	10	4	0	5	0	0	12
Delaware St.	22	5-7	0-0	3-3	2	2	4	4	1	3	1	1	13
Kansas St.	24	6-8	0-0	2-2	4	8	12	3	0	0	0	1	14
Virginia	22	4-6	0-1	1-2	1	6	7	1	5	4	0	1	9
at Auburn	28	5-9	0-0	1-1	0	7	7	2	3	3	1	1	11
St. Bona.	32	2-3	0-0	2-4	0	4	4	2	2	1	0	2	6
Fordham	28	2-6	0-1	6-7	0	5	5	2	3	1	2	0	10
at Temple	30	5-11	2-2	2-3	4	4	8	2	0	0	0	1	14
at Geo. Wash.	28	4-7	0-1	0-2	3	5	8	4	1	1	1	0	8
Dayton	31	3-4	0-0	3-4	0	5	5	1	1	1	2	1	9
at UMass													
La Salle													
at Saint Louis													
St. Joseph's													
at Charlotte													
at Rhode Island													
Duquesne													
at Dayton													
Geo. Wash.													
at St. Joseph's													
Richmond													
A-10 Trn.													

Round game against No. 1 Indiana...grabbed 11 rebounds to go with seven points in the Richmond win...shot an impressive 70.6 percent (77-of-109) from the field...scored 12 points at Saint Joseph's on the strength of four dunks...scored 10 points against UMass, which all came during an impressive six-minute stretch in the first half.

**AT CHAMINADE-JULIENNE HIGH...**a two-time Division II All-State selection who earned *Street & Smith's* high honorable mention High School All-American honors...averaged 15.0 points, 10.2 rebounds, 1.9 assists, 2.0 steals and 2.1 blocks as a senior while earning Greater Catholic League North Player of the Year and leading C-J to a 20-5 record...won three straight GCL North titles and three straight district titles at C-J...won a regional title and reached the state's final four as a junior...coach: Joe Staley.

**PERSONAL...**entrepreneurial studies and marketing major...born September 8, 1987 in Oakland, California...parents are Hermita Brown and Robert Brown.

**Brown's Career Numbers**

Season	G/GS	Min/G	FG-FGA	Pct	3FG-FGA	Pct	FT-FTA	Pct	Off	Def	Tot	Avg	PF	FO	A	TO	Blk	Stl	Pts	Avg
2006-07	34/0	576/16.9	77-109	.706	4-8	.500	56-80	.700	47	94	141	4.1	86	3	27	39	21	17	214	6.3
2007-08	20/20	532/26.6	78-129	.605	3-11	.273	61-78	.782	35	98	133	6.7	45	1	33	37	11	15	220	11.0
Totals	54/20	1108/20.5	155-238	.651	7-19	.368	117-158	.741	82	192	274	5.1	131	4	60	76	32	32	434	8.0

**Career Highs - Points** – 17 vs. Cincinnati (12-12-07); **Rebounds** – 16 vs. BYU in the NCAA Tournament (3-15-07); **Assists** – 5 vs. Virginia (1-3-08) and Coppin State (11-20-07); **Blocks** – 3 vs. Bucknell (12-20-06); **Steals** – 3 vs. Coppin State (11-20-07); **Turnovers** – 5 vs. Tennessee (12-22-07) and Creighton (12-5-07); **Field Goals** – 6 vs. Kansas State (12-31-07) and Southeast Missouri State (11-10-07) and at Saint Joseph's (1-21-07); **Three-Point Field Goals** – 2 at Temple (1-16-08) and vs. Massachusetts (1-18-07); **Free Throws** – 8 vs. Tennessee (12-22-07); **Minutes Played** – 33 vs. Cincinnati (12-12-07) and at Miami (Ohio) (11-13-07).

**#34 Stanley Burrell**

6-3 • 210  
Senior  
Guard

Indianapolis, Ind.  
Ben Davis  
Hargrave Military Acad.



**2007-08...**has 108 career starts at Xavier, including 41 straight...has earned praise for his defense, including on Indiana star Eric Gordon in XU's win over IU, holding him to 4-of-12 shooting from the field...held Dayton star Brian Roberts to a season-low five points...leads the Musketeers with eight charges taken this season...still a key offensive threat as well at 10.2 ppg., including a game-high 13 points in the Dayton win...his efforts on both ends of the court in the Dayton win earned him the Blackburn/McCafferty Game MVP award from the media...has scored in double figures in 11 games, including a team-high 18 against Tennessee while holding UT star Chris Lofton to 3-of-12 shooting and just nine points...dished a career-high eight assists to go with 12 points against Kansas State and had a team-high 15 points to go with five assists against Virginia...scored 10 points, including four clutch free throws in the closing minutes, in the win over Cincinnati... has hit 89.8 percent (44-of-49) from the free throw line, which would rank first in the Atlantic 10 but his 2.2 made per game is below the minimum of 2.5...second on the team and is seventh in the Atlantic 10 in three-point field goal percentage at 43.7 percent (31-of-71).

**MAKING A POINT...**second on the team and fourth in the Atlantic 10 in assist-to-turnover ratio at 2.15-to-1.00...second on the team in assists at 3.7 apg., which ranks seventh in the Atlantic 10.

**1,000 POINT CLUB MEMBER IS IN XU'S TOP 20...**has scored 1,455 career points, which has him tied for 16th place on Xavier's all-time scoring list...he shares the spot with current Boston Celtic **James Posey**, who scored 1,455 points from 1996-99.

**PLENTY OF HONORS...**candidate for regional and national honors...pre-season 2007-08 Second Team All-Atlantic 10 selection...selected by the Atlantic 10 Coaches to the 2006-07 Atlantic 10 Conference Third Team...2005-06 Atlantic 10 Conference Second Team...2004-05 Atlantic 10 All-Rookie Team...earned a spot on the 2005 A-10 All-Championship Team.

**2006-07...**team's second-leading scorer at 12.4 ppg., including game-high honors with 18 points in the A-10 regular season championship clinching win at La Salle...hit 79.0 percent (10th in the A-10) from the free throw line... team-high 23 double-figure scoring games...connected on five three-pointers on his way to 25 points against Charlotte...second on the team in assists at 2.4 apg., including seven assists against Alabama with no turnovers... had 18 points at Fordham on the strength of five three-pointers...scored a game-high tying 21 points versus Temple and 23 points in the win over Kansas State, hitting 6-of-10 from the field and 10-of-10 from the free-throw line...scored a game-high 26 points in the Villanova win...2006 All-Tournament Team for the Paradise Jam in the U.S. Virgin Islands.

**2005-06...**2005-06 Second Team All-Atlantic 10...first on the team in scoring for the second straight season at 14.4 ppg. (13th in the Atlantic 10)...

**2007-08 Game-By-Game**

Opponent	Min	FG-A	3-PT	FT-A	OR	DR	TR	PF	A	TO	B	S	PTS
SEMO	28	6-13	2-7	0-0	0	0	0	0	7	0	0	0	14
at Miami (O.)	35	2-8	1-4	1-1	0	1	1	1	2	1	0	1	6
Coppin State	24	4-8	3-5	2-3	0	4	4	1	4	3	0	1	13
Kent State	35	2-7	0-2	4-4	0	1	1	3	2	1	0	0	8
Indiana	37	2-7	1-1	1-2	0	0	0	3	2	1	0	1	6
Oakland	26	6-9	2-4	3-3	2	1	3	1	2	2	0	0	17
Belmont	29	7-11	4-5	0-0	1	4	5	0	3	1	0	1	18
Creighton	34	2-7	0-0	2-2	0	2	2	3	4	2	0	3	6
Cincinnati	32	2-10	2-5	4-4	1	1	2	2	1	0	0	0	10
at Arizona St.	34	2-10	1-3	6-6	1	0	1	1	4	1	0	0	11
Tennessee	33	5-10	3-5	5-5	0	2	2	3	0	4	1	2	18
Delaware St.	18	1-6	0-1	0-0	0	0	0	1	4	0	0	1	2
Kansas St.	28	3-5	2-3	4-5	1	1	2	0	8	1	0	0	12
Virginia	21	4-8	3-4	4-4	0	1	1	1	5	1	0	0	15
at Auburn	29	5-10	3-6	0-0	1	2	3	1	2	2	0	1	13
St. Bona.	33	2-8	2-6	2-2	1	3	4	1	5	1	0	0	8
Fordham	32	1-4	0-2	2-3	0	2	2	2	6	3	1	1	4
at Temple	32	2-4	1-3	0-1	0	2	2	0	6	5	0	0	5
at Geo. Wash.	34	1-4	0-3	2-2	0	2	2	0	4	2	0	0	4
Dayton	25	5-11	1-2	2-2	1	1	2	3	2	3	0	0	13
at UMass													
La Salle													
at Saint Louis													
St. Joseph's													
at Charlotte													
at Rhode Island													
Duquesne													
at Dayton													
Geo. Wash.													
at St. Joseph's													
Richmond													
A-10 Trn.													

had nine 20-point games...scored in double figures 28 times...led the team in assists with 105 (14th in the A-10 at 3.3 per game).

**HISTORY-MAKER AS A FRESHMAN...**2004-05 Atlantic 10 All-Rookie Team...led Xavier in scoring for the season at 12.7 ppg., only the third Xavier freshman ever to accomplish that feat...hit 10-of-13 from the field en route to a career-high 32 points at Duquesne.

**AT HARGRAVE MILITARY ACADEMY...**he spent the 2003-04 season at Hargrave, the same prep school that produced 2003 XU graduate and National Player of the Year David West...basketball coach: Kevin Keatts.

**AT BEN DAVIS HIGH SCHOOL...**averaged 21.8 points as a senior...2003 AP Second Team All-State honors...basketball coach: Scott White.

**PERSONAL...**an electronic media major...born September 16, 1984 in Indianapolis, Ind....mother is Wonda Burrell.


**Burrell's Career Numbers**

Season	G/GS	Min/G	FG-FGA	Pct	3FG-FGA	Pct	FT-FTA	Pct	Off	Def	Tot	Avg	PF	FO	A	TO	Blk	Stl	Pts	Avg
2004-05	29/24	906/31.2	126-303	.416	61-166	.367	56-71	.789	17	77	94	3.2	74	2	60	63	4	22	369	12.7
2005-06	32/31	1093/34.2	165-400	.413	69-172	.401	61-78	.782	21	73	94	2.9	56	0	105	73	3	23	460	14.4
2006-07	34/33	1069/31.4	134-349	.384	61-171	.357	94-119	.790	10	58	68	2.0	51	0	83	62	5	24	423	12.4
2007-08	20/20	599/30.0	64-160	.400	31-71	.437	44-49	.898	9	30	39	2.0	27	0	73	34	2	13	203	10.2
Totals	115/108	3667/31.9	489-1212	.403	222-580	.383	255-317	.804	57	238	295	2.6	208	2	321	232	14	82	1455	12.7

**Career Highs - Points** – 32 at Duquesne (2-13-05); **Rebounds** – 8 at Duquesne (2-13-05); **Assists** – 8 vs. Kansas State (12-31-07); **Blocks** – 2 at Fordham (1-16-05); **Steals** – 3 vs. Creighton (12-5-07) and Mississippi State (12-18-04) and at Richmond (3-2-05); **Turnovers** – 6 at UMass (1-8-05) and vs. Mississippi State (12-18-04); **Field Goals** – 10 at Duquesne (2-13-05); **Three-Point Field Goals** – 6 at Temple (1-25-06); **Free Throws** – 11 at Richmond (3-2-05); **Minutes Played** – 48 at UMass (1-8-05).

**#1  
Josh  
Duncan**

6-9 • 238  
Senior  
Forward  
Cincinnati, Ohio  
Moeller



**2007-08 Game-By-Game**

Opponent	Min	FG-A	3-PT	FT-A	OR	DR	TR	PF	A	TO	B	S	PTS
SEMO	23	6-7	4-5	0-0	2	5	7	3	4	1	2	2	16
at Miami (O.)	24	2-9	0-4	1-2	1	1	2	3	1	2	0	0	5
Coppin State	18	4-7	1-3	2-2	2	5	7	2	0	1	1	1	11
Kent State	31	7-11	1-4	5-5	1	5	6	4	5	1	2	0	20
Indiana	25	4-10	0-3	4-5	4	4	8	3	2	1	1	0	12
Oakland	24	5-10	3-5	5-6	4	4	8	2	2	3	0	1	18
Belmont	17	4-5	1-2	0-0	2	8	10	2	0	0	0	0	9
Creighton	30	0-6	0-1	2-2	2	3	5	2	0	1	1	0	2
Cincinnati	25	5-11	1-7	0-0	1	3	4	2	0	3	1	1	11
at Arizona St.	5	0-0	0-0	0-0	0	0	0	0	0	0	0	0	0
Tennessee	30	3-12	0-7	0-0	1	4	5	2	2	2	1	0	6
Delaware St.	19	1-1	1-1	5-6	1	6	7	0	0	0	0	0	8
Kansas St.	11	4-7	3-5	2-2	0	2	2	4	0	1	0	1	13
Virginia	14	3-6	3-4	2-2	0	3	3	3	2	2	1	0	11
at Auburn	23	3-6	1-3	5-5	0	5	5	1	2	1	0	0	12
St. Bona.	18	3-7	1-3	1-1	1	3	4	1	1	4	1	0	8
Fordham	21	4-9	2-5	0-0	2	2	4	2	0	1	0	0	10
at Temple	17	4-6	1-2	0-0	0	1	1	2	1	3	0	1	9
at Geo. Wash.	24	5-10	2-4	2-3	1	1	2	0	2	1	0	0	14
Dayton	18	4-6	3-4	0-0	2	2	4	2	1	0	1	0	11
at UMass													
La Salle													
at Saint Louis													
St. Joseph's													
at Charlotte													
at Rhode Island													
Duquesne													
at Dayton													
Geo. Wash.													
at St. Joseph's													
Richmond													
A-10 Trn.													

**2007-08...**has scored in double figures in 12 games, including six of the last eight games...came up big in the win at George Washington with 14 points, including 12 in the second half...fifth on the team in scoring at 10.3 ppg., including 13 points against Kansas State and a team-high 18 points and a team-high tying eight rebounds against Oakland...has hit 17 of his last 31 attempts from three-point range (.548) over the last nine games after hitting just one of his previous 16 attempts...fourth on the team in rebounding at 4.7 rpg., including his career-high 10-rebound game against Belmont...selected to the 2007 Chicago Invitational Challenge All-Tournament Team after averaging a team-high 14.8 ppg. and grabbing a team-high 7.0 rpg. for Xavier's four games in the tournament...scored a game-high tying 20 points against Kent State on 7-of-11 shooting from the field, his fifth career 20-point game...tied his career high for assists with five against Kent State...scored a game-high 16 points in the win over Southeast Missouri State...hit 6-of-7 from the field, including 4-of-5 from three-point territory...it marked the fourth time in his career he's hit four three-pointers in a game.

**2006-07...**missed four straight games due to an ankle sprain but returned to action with 5.3 ppg. and 1.8 rpg. in 12.5 minutes per game for the last 10 games, including a six-point effort against BYU that included the driving lay-up with 33 seconds left that put XU ahead for good...contributed 11 points in the NCAA Second Round against Ohio State...had 10 points and six rebounds in the win over Dayton in the A-10 tourney...prior to the four games he sat out, he had started his 31st straight game at St. Bonaventure...scored a game-high tying 20 points at Saint Joseph's...contributed 13 points to the victory over UMass...fifth on the team in scoring at 9.3 ppg., including a team-high tying 14 at Cincinnati...had a career-high 25-point game against Detroit...hit 9-of-11 from the field, including 4-of-5 from three-point territory, against UDM...had 23 points against American...had a team-high 14 points to go with a career-high nine rebounds against No. 8 Alabama, 10 points in the win over Villanova and 13 points in the win against VCU...hit 88.0 percent (66-of-75) from the free-throw line as a junior.

**DUNCAN WAS ON THE 2006 ATLANTIC 10 ALL-TOURNEY TEAM...** averaged 11.5 ppg. and 4.5 rpg. in the A-10 Tournament and earned a spot on the All-Championship Team...scored a career-high 20 points to go with seven rebounds in the A-10 semifinal win over Fordham.

**AS A ROOKIE IN 2004-05...**hit 4-of-5 from three-point range en route to 14 points in the win over George Washington on February 23...scored a season-high and team-high tying 18 points in the February 5 win over Rhode Island on the strength of four three-pointers...came off the bench to

lead Xavier in scoring in three games, including the game against URI...had 14 points in 17 minutes against Lehigh on December 21 and 13 points in 21 minutes against No. 20 Mississippi State on December 18.

**AT MOELLER HIGH...**the 2003-04 Gatorade Ohio Player of the Year...averaged 16.9 points and 6.8 rebounds per game as a senior...helped his team reach the 2004 regional finals...earned First Team All-City (*Cincinnati Enquirer*), for the third year in a row...as a junior he led Moeller to a state title while averaging 18.0 points and 9.9 rebounds...2002-03 *Cincinnati Enquirer*/Channel 9 Boys Prep Player of the Year, AP First Team All-State, AP Southwest District Player of the Year...MVP of the 2003 Division I state tournament...participated in the USA Basketball sports festival in the summer after his junior year...basketball coach: Carl Kremer.


**PERSONAL...**an organizational communications major...born May 12, 1986 in Cincinnati, Ohio...parents are Dwight and Carla Duncan.

**Duncan's Career Numbers**

Season	G/GS	Min/G	FG-FGA	Pct	3FG-FGA	Pct	FT-FTA	Pct	Off	Def	Tot	Avg	PF	FO	A	TO	Blk	Stl	Pts	Avg
2004-05	29/0	417/14.4	59-132	.447	32-83	.386	31-43	.721	24	44	68	2.3	39	0	20	32	10	11	181	6.2
2005-06	32/12	673/21.0	90-210	.429	40-104	.385	72-84	.857	35	99	134	4.2	95	2	56	45	15	14	292	9.1
2006-07	30/20	578/19.3	86-195	.441	40-105	.381	66-75	.880	24	77	101	3.4	68	0	21	55	9	12	278	9.3
2007-08	20/11	417/20.9	71-146	.486	28-72	.389	36-41	.878	27	67	94	4.7	40	0	25	28	12	7	206	10.3
<b>Totals</b>	<b>111/43</b>	<b>2085/18.8</b>	<b>306-683</b>	<b>.448</b>	<b>140-364</b>	<b>.385</b>	<b>205-243</b>	<b>.844</b>	<b>110</b>	<b>287</b>	<b>397</b>	<b>3.6</b>	<b>242</b>	<b>2</b>	<b>122</b>	<b>160</b>	<b>46</b>	<b>44</b>	<b>957</b>	<b>8.6</b>

**Career Highs - Points** - 25 vs. Detroit (12-5-06); **Rebounds** - 10 vs. Belmont (12-1-07); **Assists** - 5 vs. Kent State in Chicago Inv. Challenge (11-23-07), at Temple (1-25-06) and vs. Charlotte in A-10 Tournament (3-9-06); **Blocks** - 3 at Saint Joseph's (1-4-06); **Steals** - 3 vs. Florida A&M (12-7-05); **Turnovers** - 5 at Creighton (12-9-06); **Field Goals** - 9 vs. Detroit (12-5-06); **Three-Point Field Goals** - 4 vs. Southeast Missouri State (11-10-07), Detroit (12-5-06), American (11-25-06) and George Washington (2-23-05); **Free Throws** - 8 at Saint Joseph's (1-21-07); **Minutes Played** - 34 vs. Saint Joseph's in A-10 Tournament (3-11-06).

**#2  
Adrion  
Graves**



6-4 • 201  
Sophomore  
Guard  
Cincinnati, Ohio  
Hughes Center

**2007-08...**has seen action in all 20 games, averaging 11.0 minutes a game...has hit 10 of his last 21 shots (.476), including 7-of-17 (.412) from three-point territory, over the last seven games after hitting just 11-of-34 (.324) for the first 13 games, including 3-of-22 (.136) from three-point territory...hit all three of his field goal tries, including both of his three-point attempts, on his way to eight points against Virginia...played a career-high 22 minutes against Delaware State...scored seven points in each of the wins over Oakland and Belmont...scored seven to go with two rebounds and two assists in 16 minutes against Oakland...scored seven to go with three rebounds in 13 minutes against Belmont...hit a big three-pointer from deep range at a key point late in the first half against Kent State...had four points, career-high tying four rebounds and a career-high three assists in the Coppin State win in 21 minutes of action...played 12 minutes in the opener versus SEMO, grabbing a pair of rebounds.

**2006-07...**missed the majority of the season due to injury...he tied his career high with nine points against Detroit on December 5...scored eight points in the win over Western Carolina...hit 4-of-5 from the field en route to a career-high nine points in 13 minutes of action against American...hit his only shot, a three-pointer, against Villanova...scored seven points and grabbed four rebounds in his regular season debut versus Coastal Carolina...played 8.7 minutes per game in 13 appearances as a freshman, including a career-high 19 minutes versus Western Carolina.

**HIGH SCHOOL...**the No. 90 ranked senior in 2006 by Scout.com...averaged 19.8 points, 9.7 rebounds, 2.4 assists and 2.1 steals as a senior...two-time First Team *Cincinnati Enquirer* Division I All-Star...First Team All-District as a senior and honorable mention as a junior...two-time First Team All-Southwest Ohio Public League honoree...a high honorable mention high school All-American (*Street & Smith's*) prior to his senior season...averaged 24.3 ppg. and 9.5 rpg. as a junior...basketball coach: the late Greg Mills.

**PERSONAL...**undecided on a major...born November 1, 1986 in Cincinnati, Ohio...mother is Jeanell Graves.

**2007-08 Game-By-Game**

Opponent	Min	FG-A	3-PT	FT-A	OR	DR	TR	PF	A	TO	B	S	PTS
SEMO	12	0-5	0-4	0-0	1	1	2	0	0	0	0	0	0
at Miami (O.)	2	0-0	0-0	0-0	0	0	0	1	0	1	0	1	0
Coppin State	21	2-5	0-3	0-0	0	4	4	1	3	0	1	1	4
Kent State	5	1-4	1-2	0-0	0	0	0	0	1	0	0	0	3
Indiana	8	0-1	0-1	0-0	0	1	1	1	0	0	0	0	0
Oakland	16	3-5	1-3	0-0	1	1	2	4	2	2	1	0	7
Belmont	13	3-4	1-2	0-0	0	3	3	1	0	2	0	1	7
Creighton	11	0-1	0-1	0-0	0	3	3	0	0	0	0	0	0
Cincinnati	4	0-0	0-0	0-0	0	1	1	1	1	0	1	0	0
at Arizona St.	11	0-4	0-3	0-0	0	1	1	0	0	0	0	0	0
Tennessee	3	1-1	0-0	0-0	0	0	0	1	0	0	0	0	2
Delaware St.	22	1-4	0-3	0-0	0	5	5	0	3	0	0	0	2
Kansas St.	18	0-0	0-0	0-0	0	2	2	1	2	1	1	1	0
Virginia	19	3-3	2-2	0-0	0	0	0	1	2	0	0	0	8
at Auburn	12	0-2	0-2	0-0	0	1	1	1	2	1	0	0	0
St. Bona.	10	2-2	1-1	0-0	0	0	0	0	1	1	0	0	5
Fordham	9	0-3	0-2	0-0	0	1	1	1	0	0	0	0	0
at Temple	9	2-4	1-3	0-0	0	0	0	1	0	0	0	0	5
at Geo. Wash.	4	1-2	1-2	0-0	0	0	0	1	0	1	0	0	3
Dayton	10	2-5	2-5	0-0	0	0	0	0	0	0	0	2	6
at UMass													
La Salle													
at Saint Louis													
St. Joseph's													
at Charlotte													
at Rhode Island													
Duquesne													
at Dayton													
Geo. Wash.													
at St. Joseph's													
Richmond													
A-10 Trn.													


**Graves' Career Numbers**

Season	G/GS	Min/G	FG-FGA	Pct	3FG-FGA	Pct	FT-FTA	Pct	Off	Def	Tot	Avg	PF	FO	A	TO	Blk	Stl	Pts	Avg
2006-07	13/0	113/8.7	17-35	.486	5-20	.250	3-5	.600	1	12	13	1.0	6	0	3	14	2	4	42	3.2
2007-08	20/0	219/11.0	21-55	.382	10-39	.256	0-0	.000	2	24	26	1.3	16	0	17	9	4	6	52	2.6
Totals	33/0	332/10.1	38-90	.422	15-59	.254	3-5	.600	3	36	39	1.2	22	0	20	23	6	10	94	2.8

**Career Highs - Points** – 9 vs. Detroit (12-5-06) and vs. American (11-25-06); **Rebounds** – 5 vs. Delaware State (12-28-07); **Assists** – 3 vs. Delaware State (12-28-07) and Coppin State (11-20-07); **Blocks** – 1 Six Times; **Steals** – 2 vs. Dayton (1-24-08); **Turnovers** – 4 vs. Detroit (12-5-06); **Field Goals** – 4 vs. American (11-25-06); **Three-Point Field Goals** – 2 vs. Dayton (1-24-08), Virginia (1-3-08) and Detroit (12-5-06); **Free Throws** – 1 Three Times; **Minutes Played** – 22 vs. Delaware State (12-28-07).

**#25  
Danté  
Jackson**

6-5 • 205  
Freshman  
Guard  
Greenfield, Ohio  
McClain



**2007-08...**had arguably his best game as a Musketeer against Dayton, hitting a pair of three-pointers to go with two assists and a career-high four steals in 17 minutes of action...has hit seven of his last 15 three-point attempts (.467) after hitting just two of his first 13 attempts (.154) this season...scored a career-high tying seven points on the strength of two three-pointers against Virginia...had five points and a career-high three rebounds in 14 minutes against Belmont...had a three-pointer and two assists in 13 minutes against Oakland...scored his first seven career points to go with his first four assists and his first two rebounds in the win over Coppin State...played 11 minutes in his XU debut in the season opener and three in his first-ever road game at Miami (Ohio)...has played in 18 games, averaging 9.2 minutes per game...played a career-high 18 minutes against Delaware State.

**A SCHOOL RECORD-SETTER ENJOYED A WINNING CAREER...**finished his career as McClain High School's all-time record holder for most points (2,423), rebounds (1,014), assists (502) and steals (312)...his point total of 2,423 points ranks 11th on the Ohio all-time scoring list...is one of only two players in the state of Ohio to finish their career with over 2,000 points and 1,000 rebounds (Bellair's Nate Davis is the other)...posted impressive school record career averages of 25 points and 10.5 rebounds per game...also set the school single-game records for points with 45 vs. Adena (12-30-05), rebounds with 21 vs. Upper Sandusky (1-6-07), assists with 15 vs. Madison Plains (12-10-04) and steals with eight vs. Washington Court House (1-18-05)...McClain posted a composite record of 85-12 during Jackson's four-year career, including three South Central Ohio League Championships, four Sectional Championships and two District Championships.

**STELLAR SENIOR SEASON CAPPED OFF A DECORATED CAREER...**averaged 26.4 points, 11.5 rebounds, 5.2 assists and 3.6 steals a game as a senior, while leading McClain to a 23-1 record...McClain finished with a perfect 20-0 regular season record and was ranked number one in the Division II Associated Press Final Poll...in fact, they were ranked number one every week of the poll...Second Team All-Ohio as a Freshman and First Team All-Ohio as a sophomore, junior and senior...Associated Press First Team All-District four years in a row, including AP District Player of the Year three times...also named District 14 Coaches Association All-District four years in a row, including the coaches pick as District Player of the Year three times...named First Team All-South Central Ohio League four straight years...as a junior he averaged 28.4 points, 8.4 rebounds, 4.8 assists and 2.7 steals, while leading his team to a 21-2 record...basketball coach: Rick VanMatre.

**VANMATRE ON JACKSON:** "Danté is a tremendous person and leader in addition to being a talented player. He is a winner who is at his best when

**2007-08 Game-By-Game**

Opponent	Min	FG-A	3-PT	FT-A	OR	DR	TR	PF	A	TO	B	S	PTS
SEMO	11	0-3	0-3	0-2	0	0	0	0	0	1	0	0	0
at Miami (O.)	3	0-0	0-0	0-0	0	0	0	0	0	0	0	0	0
Coppin State	17	3-6	1-3	0-1	0	2	2	1	4	0	0	1	7
Kent State	5	0-0	0-0	0-0	0	0	0	0	0	1	0	0	0
Indiana	1	0-1	0-0	0-0	0	0	0	0	0	0	0	1	0
Oakland	13	1-4	1-3	0-0	0	0	0	0	2	0	0	0	3
Belmont	14	1-2	0-0	3-4	2	1	3	2	1	1	0	0	5
Creighton	5	0-1	0-0	0-0	0	1	1	0	0	0	0	0	0
Cincinnati	DNP												
at Arizona St.	6	0-3	0-2	1-2	0	0	0	3	1	1	0	1	1
Tennessee	DNP												
Delaware St.	18	0-3	0-2	0-0	0	1	1	0	1	0	1	0	0
Kansas St.	8	1-3	1-2	2-2	0	1	1	0	0	1	0	0	5
Virginia	15	2-4	2-4	1-2	0	2	2	2	0	1	1	1	7
at Auburn	7	2-3	1-1	0-0	0	0	0	3	1	0	0	0	5
St. Bona.	4	0-1	0-1	0-0	0	0	0	1	0	0	0	0	0
Fordham	8	0-1	0-1	0-0	0	0	0	1	0	0	0	1	0
at Temple	8	0-0	0-0	0-0	0	1	1	1	0	0	0	1	0
at Geo. Wash.	5	1-3	1-3	0-0	0	1	1	0	1	0	0	0	3
Dayton	17	2-4	2-3	0-0	0	2	2	1	2	2	0	4	6
at UMass													
La Salle													
at Saint Louis													
St. Joseph's													
at Charlotte													
at Rhode Island													
Duquesne													
at Dayton													
Geo. Wash.													
at St. Joseph's													
Richmond													
A-10 Trn.													

the game is on the line. Whether it's a basket, a rebound, a steal, a pass or whatever we needed, he found a way to make winning plays. He is a tremendous athlete who works very hard."

**ALL-STAR HONORS...**a preseason 2007-08 Atlantic 10 All-Rookie Team selection...MVP of the 2007 Ohio-Kentucky All-Star Game, including hitting the game-winning shot...nominated for McDonald's All-American...ranked No. 81 in the 2007 class by rivals.com and the No. 20 shooting guard.

**STANDOUT TRACK STAR ALSO...**his tremendous athletic ability also showed in track in field as he won the 2006 Division II State Championship in the 110 meter hurdles, becoming the first state champion in school history...repeated his championship effort in 2007.

**PERSONAL...**an occupational therapy major...born April 7, 1988 in Columbus, Ohio...mother is Krista Toney Jackson.

**Jackson's Career Numbers**

Season	G/GS	Min/G	FG-FGA	Pct	3FG-FGA	Pct	FT-FTA	Pct	Off	Def	Tot	Avg	PF	FO	A	TO	Blk	Stl	Pts	Avg
2007-08	18/0	165/9.2	13-42	.310	9-28	.321	7-13	.538	2	12	14	0.8	15	0	13	8	2	10	42	2.3
Totals	18/0	165/9.2	13-42	.310	9-28	.321	7-13	.538	2	12	14	0.8	15	0	13	8	2	10	42	2.3

**Career Highs - Points** – 7 vs. Virginia (1-3-08) and Coppin State (11-20-07); **Rebounds** – 3 vs. Belmont (12-1-07); **Assists** – 4 vs. Coppin State (11-20-07); **Blocks** – 1 vs. Virginia (1-3-08) and Delaware State (12-28-07); **Steals** – 4 vs. Dayton (1-24-08); **Turnovers** – 2 vs. Dayton (1-24-08); **Field Goals** – 3 vs. Coppin State (11-20-07); **Three-Point Field Goals** – 2 vs. Dayton (1-24-08) and Virginia (1-3-08); **Free Throws** – 3 vs. Belmont (12-1-07); **Minutes Played** – 18 vs. Delaware State (12-28-07).



## #24 Drew Lavender



5-7 • 153  
Senior  
Guard  
Columbus, Ohio  
Brookhaven  
Univ. of Oklahoma

**2007-08...**second on the team in scoring (11.9 ppg.)...leads the team in assists (fourth in the Atlantic 10 at 5.0 apg.) and steals (1.4 spg.)...leads the entire Atlantic 10 Conference in assist-to-turnover ratio (2.83-to-1.00) for the second straight year and is currently 14th in the nation...is just one assist shy of reaching 100 assists for the fourth straight season...would be first in the Atlantic 10 in free throw percentage (49-of-55 for .891) but his 2.45 made per game is just below the 2.5 minimum...has 13 double-figure scoring games, including 10 of the last 13...tied for team-high honors with 14 points at George Washington, including 12 in the second half, to go with a game-high seven assists...scored a team-high 21 points in the Kansas State win...scored 28 points on 9-of-13 (.692) shooting from the field and dished a career-high 10 assists in the win over Creighton...2007 Chicago Invitational Challenge Co-MVP...averaged 11.8 points, 4.8 assists and 2.0 steals for XU's four wins in the event, including 13 points, six assists and two steals in the championship game victory over No. 8 Indiana...scored 16 points, including 11 in the second half, in the win over Kent State.

**STANDOUT POINT GUARD...**All-America candidate...candidate for the Bob Cousy Award as the nation's best collegiate point guard...on the 50-member "watch list" for the Naismith Award...a top candidate as well for the Frances Pomeroy Naismith Award, which is given to the nation's top senior player 6-0 tall or shorter...2007-08 preseason First Team All-Atlantic 10 pick.

**A-10 WEEKLY HONORS...**Atlantic 10 Conference Player of the Week for the first time this season and the third time in his career after scoring 28 points on 9-of-13 (.692) shooting from the field and dishing a career-high 10 assists in the win over Creighton on December 5.

**2006-07 ATLANTIC 10 SECOND TEAM AND ALL-CHAMPIONSHIP TEAM...**2006-07 A-10 Second Team...also named to the 2007 A-10 All-Championship Team after averaging 15.5 points, 9.0 assists and 2.5 steals for XU's two games in the tourney...for the entire season he led the entire Atlantic 10 in assists at 4.8 apg., including a then career-high nine assists five times: nine assists with no turnovers in the win over Saint Joseph's, nine at Duquesne and against Dayton and nine for both A-10 Tournament games (Dayton and URI)...had eight assists in the win over Saint Louis and in the NCAA Second Round against Ohio State...had an assist-to-turnover ratio to 2.88-to-1.00 (first in the A-10)...hit 9-of-10 from the field, including a career-high seven out of eight three-pointers on his way to a career-high 31 points against Charlotte...led XU in three-point field goal percentage at 45.0 percent (54-of-120), which ranked third in the A-10...hit 5-of-5 three-pointers at St. Bonaventure, setting an XU single-game percentage mark.

**FUELING THE SUCCESS...**averaged 15.3 ppg. and 6.0 apg. during XU's last 12 games, helping XU to a 10-2 record and the NCAA Second Round...scored 17 points and had five assists in the win over BYU, including 15 points in the second half alone to lead the Xavier comeback from nine points down...that effort earned him the CBS/Chevrolet Game MVP Award...had 72 assists and

### 2007-08 Game-By-Game

Opponent	Min	FG-A	3-PT	FT-A	OR	DR	TR	PF	A	TO	B	S	PTS
SEMO	26	2-7	1-3	4-4	1	2	3	2	5	1	0	4	9
at Miami (O.)	37	3-10	1-3	0-0	0	6	6	1	3	3	0	2	7
Coppin State	22	3-5	1-3	2-2	0	1	1	2	4	1	1	1	9
Kent State	34	5-11	0-2	6-6	0	0	0	2	4	1	0	1	16
Indiana	37	4-9	0-0	5-6	1	1	2	1	6	2	0	2	13
Oakland	27	4-9	2-4	2-2	0	7	7	0	6	0	0	3	12
Belmont	26	2-6	1-3	2-4	0	1	1	1	5	3	0	0	7
Creighton	35	9-13	4-6	6-6	0	1	1	0	10	3	0	2	28
Cincinnati	39	4-11	2-8	2-2	0	3	3	2	5	2	1	1	12
at Arizona St.	32	3-11	2-6	2-2	1	4	5	2	2	2	0	2	10
Tennessee	38	2-8	0-3	4-4	0	2	2	1	6	3	0	0	8
Delaware St.	22	4-6	3-5	0-0	0	4	4	0	3	1	0	2	11
Kansas St.	29	8-12	2-3	3-3	0	0	0	2	4	1	0	0	21
Virginia	25	5-8	2-4	1-1	0	1	1	2	8	0	0	1	13
at Auburn	27	5-7	5-6	0-0	0	1	1	3	5	2	0	2	15
St. Bona.	28	3-6	3-6	0-0	0	0	0	3	5	1	0	0	9
Fordham	33	2-5	2-4	4-4	0	1	1	1	5	2	0	1	10
at Temple	29	5-12	1-4	0-1	1	4	5	1	0	1	0	0	11
at Geo. Wash.	39	3-9	2-6	6-8	1	2	3	3	7	2	0	3	14
Dayton	25	1-4	1-3	0-0	0	7	7	3	6	4	0	0	3
at UMass													
La Salle													
at Saint Louis													
St. Joseph's													
at Charlotte													
at Rhode Island													
Duquesne													
at Dayton													
Geo. Wash.													
at St. Joseph's													
Richmond													
A-10 Trn.													

just 16 turnovers for the last 12 games, which translates into a gaudy 4.50-to-1.00 assist-to-turnover ratio.

**2004-05 AT OKLAHOMA (SOPHOMORE)...**9.7 ppg. and 3.2 apg. under head coach Kelvin Sampson, who is now at Indiana...team was 25-8 (12-4 Big 12) and reached the NCAA Second Round.

**2003-04 AT OKLAHOMA (FRESHMAN)...**honorable mention All-Big 12...team was 20-11 (8-8 Big 12) and reached the NIT Second Round...named to Big 12's All-Freshman Team...a CollegeInsider.com national All-Freshman Team selection...second on team with 11.3 points per game.

**HIGH SCHOOL...**McDonald's All-American and second team Parade All-American...averaged 18.4 points, 10.7 assists and 4.0 steals per game as a senior...coached at Brookhaven by his late stepfather, Bruce Howard.

**PERSONAL...**a liberal arts major...born November 6, 1984 in Wichita, Kansas...parents are Shirlene Howard and Tony Lavender.

### Lavender's Career Numbers

Season	G/GS	Min/G	FG-FGA	Pct	3FG-FGA	Pct	FT-FTA	Pct	Off	Def	Tot	Avg	PF	FO	A	TO	Bk	Stl	Pts	Avg
2003-04*	31/31	974/31.4	118-321	.368	53-144	.368	61-78	.782	19	56	75	2.4	68	3	121	82	0	53	350	11.3
2004-05*	32/28	894/27.9	101-260	.388	45-131	.344	62-78	.795	13	35	48	1.5	73	1	101	65	0	51	309	9.7
2005-06	34/33	1060/31.2	118-262	.450	54-120	.450	91-120	.758	17	64	81	2.4	52	0	164	57	0	45	381	11.2
2007-08	20/20	610/30.5	77-169	.456	35-82	.427	49-55	.891	5	48	53	2.7	32	0	99	35	2	27	238	11.9
Totals*	117/112	3538/30.2	414-1012	.409	187-477	.392	263-331	.795	54	203	257	2.2	225	4	485	239	2	176	1278	10.9

\* Includes statistics at Oklahoma

**Career Highs (at Xavier):** Points - 31 vs. Charlotte (2-3-07); Rebounds - 7 vs. Oakland (11-28-07) and at Duquesne (1-31-07); Assists - 10 vs. Creighton (12-5-07); Blocks - 1 vs. Cincinnati (12-12-07) and Coppin State (11-20-07); Steals - 5 vs. Massachusetts (1-18-07); Turnovers - 5 vs. Kansas State at U.S. Bank Arena (1-3-07) and vs. Coastal Carolina (11-11-06); Field Goals - 9 vs. Creighton (12-5-07) and Charlotte (2-3-07); Three-Point Field Goals - 7 vs. Charlotte (2-3-07); Free Throws - 9 vs. Illinois (12-29-06); Minutes Played - 43 vs. Ohio State in the NCAA Tour. (3-17-07).

**#31  
Jason  
Love**

6-9 • 255  
Sophomore  
Forward / Center  
Philadelphia, Pa.  
Abington Friends



**2007-08...**has scored in double figures in four games, including a career-high 13 points at Temple...has made his first nine career starts in the last nine games...one of his greatest areas of improvement since entering the starting lineup has come at the free-throw line...has hit 71.4 percent (20-of-28) from the free-throw line in his eight games as a starter after hitting just 9-of-22 (.409) from the free-throw line for the first 11 games...has put in a lot of extra work before and after practice with extra shooting...for the season he has played in all 20 games, averaging 5.5 ppg. and 5.3 rpg. in 17.4 minutes per game...leads the team and is third in the Atlantic 10 Conference in offensive rebounding at 3.0 per game...has 41 offensive rebounds in the last 11 games combined (3.7 per game).

**CAREER NIGHTS FOR LOVE...**scored a career-high 13 points at Temple...grabbed eight rebounds and scored a then career-high nine points to go with a career-high three blocked shots against Tennessee (Dec. 22) followed by a then career-high 10 points to go with a career-high tying 9 rebounds against Delaware State in his first career start (Dec. 28)...on New Year's Eve night he made his second start and had a career-high 11 points to go with seven rebounds in a career-high tying 23 minutes against Michael Beasley and Kansas State...had a team-high eight rebounds in a career-high 23 minutes at Arizona State on December 15.

**2006-07...SPREADING THE LOVE...**played in 12 of the last 16 games, averaging 4.8 minutes per game, while hitting 5-of-7 from the field...sustained a laceration on his left knee at practice on January 29 but amazingly was back in action on February 3 against Charlotte...reaggravated the injury and was forced to sit out two more games before returning to action for seven of the last eight games...scored four points, grabbed a career-high four rebounds and had a block in a career-high 13 minutes against Charlotte...had three rebounds and two blocks in 12 minutes against Saint Louis...made a big impact when head coach Sean Miller called on him at St. Bonaventure due to injury and foul problems...scored a career-high six points to go with three rebounds in nine minutes played...made the most of his four minutes of action against Western Carolina on December 2, hitting both of his shots from the field en route to career highs of five points, three rebounds, one block and one steal...has earned a look in the post but it hasn't come without some hard work and discipline...Love, who is 6-9 and 255 pounds, has shed 30 pounds since coming to Xavier while getting stronger every day in XU's strength and conditioning program...logged five minutes in his collegiate debut against Coastal Carolina.

**HIGH SCHOOL...**averaged 14.0 points, 9.1 rebounds and 2.0 blocks while shooting 58 percent from the field as a senior...led his team to a 25-2 record, earning a No. 5 ranking by the *Philadelphia Daily News*...2005-06 First Team All-Montgomery County "Super 10"...three-time First Team All-Friends

**2007-08 Game-By-Game**

Opponent	Min	FG-A	3-PT	FT-A	OR	DR	TR	PF	A	TO	B	S	PTS
SEMO	16	1-6	0-0	2-7	8	1	9	3	0	0	0	0	4
at Miami (O.)	16	3-3	0-0	0-2	1	1	2	3	1	0	0	0	6
Coppin State	20	1-2	0-0	1-2	0	4	4	1	0	1	1	0	3
Kent State	9	1-1	0-0	0-0	0	1	1	5	0	2	0	0	2
Indiana	17	2-2	0-0	0-1	2	5	7	1	0	0	1	0	4
Oakland	17	1-2	0-0	0-0	3	1	4	1	0	1	1	0	2
Belmont	15	1-3	0-0	1-2	2	2	4	1	1	3	2	0	3
Creighton	11	1-3	0-0	2-2	0	2	2	2	1	1	2	0	4
Cincinnati	13	2-3	0-0	0-0	2	3	5	1	0	1	2	0	4
at Arizona St.	23	2-5	0-0	0-2	7	1	8	4	0	0	0	0	4
Tennessee	17	3-4	0-0	3-4	5	3	8	1	1	1	3	0	9
Delaware St.	18	4-6	0-0	2-4	5	4	9	1	1	2	0	0	10
Kansas St.	23	4-8	0-0	3-4	4	3	7	1	1	2	1	2	11
Virginia	21	5-6	0-0	0-0	3	3	6	2	0	1	1	2	10
at Auburn	19	0-0	0-0	2-2	1	4	5	2	1	4	0	0	2
St. Bona.	22	1-4	0-0	3-4	2	2	4	3	0	1	1	1	5
Fordham	15	1-5	0-0	4-6	3	0	3	2	0	0	0	1	6
at Temple	21	4-6	0-0	5-6	4	0	4	4	0	1	0	0	13
at Geo. Wash.	17	1-3	0-0	1-2	4	3	7	3	1	2	0	0	3
Dayton	18	2-2	0-0	0-0	3	4	7	2	0	1	2	0	4
at UMass													
La Salle													
at Saint Louis													
St. Joseph's													
at Charlotte													
at Rhode Island													
Duquesne													
at Dayton													
Geo. Wash.													
at St. Joseph's													
Richmond													
A-10 Trn.													

League selection...averaged 13.1 points, 8.2 rebounds and 3.0 blocks a game as a junior, while earning Second Team All-Montgomery County honors and leading his team to a 19-10 record...an honorable mention high school All-American (*Street & Smith's*) prior to his senior season...basketball coach: Steve Chadwin.

**CHADWIN ON LOVE:** "Jason sees the floor better and can pass the ball well, which adds to his effectiveness down low. I expect him to get better and better because Jason works hard and is very conscientious about doing what he needs to do to get better."

**PERSONAL...**undecided on a major...born September 15, 1987 in Philadelphia, Pennsylvania...father is Wendell Love.


**Love's Career Numbers**

Season	G/GS	Min/G	FG-FGA	Pct	3FG-FGA	Pct	FT-FTA	Pct	Off	Def	Tot	Avg	PF	FO	A	TO	Blk	Stl	Pts	Avg
2006-07	19/0	76/4.0	8-11	.727	0-0	.000	4-14	.286	8	13	21	1.1	18	0	2	5	6	1	20	1.1
2007-08	20/9	348/17.4	40-73	.548	0-0	.000	29-50	.580	59	47	106	5.3	43	1	8	24	17	6	109	5.5
Totals	39/9	424/10.9	48-84	.571	0-0	.000	33-64	.516	67	60	127	3.3	61	1	10	29	23	7	129	3.3

**Career Highs - Points** – 13 at Temple (1-16-08); **Rebounds** – 9 vs. Delaware State (12-28-07) and Southeast Missouri State (11-10-07); **Assists** – 1 10 Times; **Blocks** – 3 vs. Tennessee (12-22-07); **Steals** – 2 vs. Virginia (1-3-08) and Kansas State (12-31-07); **Turnovers** – 4 at Auburn (1-6-08); **Field Goals** – 5 vs. Virginia (1-3-08); **Three-Point Field Goals** – None; **Free Throws** – 5 at Temple (1-16-08); **Minutes Played** – 23 vs. Kansas State (12-31-07) and at Arizona State (12-15-07).

## #11 B.J. Raymond

6-6 • 226  
Junior  
Guard / Forward  
Toledo, Ohio  
St. John's Jesuit



**2007-08...**has hit double figures in scoring in a team-high 16 games while averaging a team-high 12.0 ppg...had a game-high 18 points on the strength of a career-high six three-pointers out of eight attempts at Auburn...scored a career-high 21 points on the strength of five three-pointers against St. Bonaventure...hit 7-of-9 from the field, including 5-of-6 from three-point territory, on his way to a game-high 20 points against Fordham...hit 6-of-9 from the field, including 3-of-4 three-pointers, on his way to 15 points against Creighton...has played 24.2 minutes per game...started nine straight games before coming off the bench for the last nine...posted his first career double-double in the big win over Indiana, scoring a career-high 19 points to go with a career-high 10 rebounds.

**ON TARGET...**hit four three-pointers on his way to 12 points at George Washington, which was the latest of five times in the last seven games that he has hit at least four three-pointers...leads the team in three-point field goals (seventh in the Atlantic 10 at 2.7 per game) and three-point field goal percentage (third in the Atlantic 10 and 17th in the nation at .466)...had a career-high six three-pointers at Auburn and five more each against St. Bonaventure and Fordham...has hit 50.0 percent (30-of-60) from three-point territory over the last 10 games.

**BIG WEEK FOR RAYMOND...**enjoyed a great week in wins at Auburn and versus St. Bonaventure and Fordham...averaged 19.7 points, 3.3 rebounds and 1.7 assists while leading Xavier to three wins...shot 64.5 percent (20-of-31) from the field for the week, including 66.7 percent (16-of-24) from three-point territory...hit a career-high six three-pointers at Auburn and scored a career-high 21 points against St. Bonaventure...**Jay Bilas** gave him First Team honors in his weekly "Bilas Honor Roll" (ESPN.com) for his efforts at Auburn.

**2006-07...**came up big in the win over BYU in the NCAA Tournament by hitting 3-of-4 from three-point range and contributing some energy on defense as well...also came up big in the last two regular season games...in the win over Saint Joseph's on February 28, Raymond had 10 points on the strength of three three-pointers, including a team-high seven points in the first half, helping to jumpstart the XU offense...followed that up with 14 points on the strength of four three-pointers in the win at La Salle on March 3...played 15.8 minutes per game over the last 12 games (a 10-2 XU stretch), which was tops among the non-starters...hit three three-pointers on his way to 12 points in the win over Charlotte.

**2005-06...**posted then career highs for points (12) and rebounds (five) and tied a then career high for blocks (two) in a then career-high 21 minutes versus Fordham on February 15...topped that in the win over Duquesne on February 18 with a new career high for points (16), three rebounds and a career-high tying two blocks in 24 minutes of action...hit a three-pointer on

### Raymond's Game-By-Game

Opponent	Min	FG-A	3-PT	FT-A	OR	DR	TR	PF	A	TO	B	S	PTS
SEMO	20	5-12	4-10	1-2	4	4	8	4	0	3	0	1	15
at Miami (O.)	23	4-6	3-4	0-0	0	1	1	2	1	0	2	0	11
Coppin State	21	5-10	2-5	1-1	2	3	5	0	2	1	1	2	13
Kent State	23	4-5	1-2	1-2	0	1	1	2	1	2	0	0	10
Indiana	33	7-12	3-7	2-3	4	6	10	2	2	2	1	0	19
Oakland	21	4-6	2-4	0-0	0	1	1	3	1	0	0	0	10
Belmont	25	5-11	3-6	2-2	1	3	4	4	2	1	1	2	15
Creighton	30	6-9	3-4	0-0	0	3	3	1	0	0	0	0	15
Cincinnati	29	1-4	1-4	0-0	3	5	8	3	1	2	0	4	3
at Arizona St.	30	5-14	2-10	0-0	2	4	6	2	1	2	0	1	12
Tennessee	25	3-5	2-3	0-0	0	4	4	3	0	1	0	1	8
Delaware St.	21	1-6	1-5	0-0	0	3	3	1	1	1	1	0	3
Kansas St.	25	2-8	1-4	6-6	0	3	3	1	0	0	2	1	11
Virginia	19	4-6	4-5	0-0	0	0	0	2	1	1	1	0	12
at Auburn	27	6-8	6-8	0-0	1	2	3	1	2	2	0	0	18
St. Bona.	22	7-14	5-10	2-2	0	2	2	3	3	0	1	0	21
Fordham	28	7-9	5-6	1-1	1	4	5	2	0	1	0	0	20
at Temple	18	0-7	0-6	0-0	0	1	1	2	0	0	0	0	0
at Geo. Wash.	23	4-7	4-7	0-0	1	2	3	2	2	1	0	0	12
Dayton	20	4-8	2-6	2-2	0	2	2	2	0	0	2	0	12
at UMass													
La Salle													
at Saint Louis													
St. Joseph's													
at Charlotte													
at Rhode Island													
Duquesne													
at Dayton													
Geo. Wash.													
at St. Joseph's													
Richmond													
A-10 Trn.													

three straight XU possessions over a 1:02 stretch in the second half against Duquesne...gave XU a lift off the bench in Xavier's last 11 games as a freshman, averaging 5.7 points and 2.6 rebounds in 21.1 minutes per game...averaged just 6.9 minutes per game through Xavier's first 21 games.

**AT ST. JOHN'S JESUIT...**finished his career as the school's all-time leading scorer (1,466 points) and second all-time leading rebounder (577 rebounds)...2005 First Team Division I All-State selection...was a two-time selection as the *Toledo Blade* Player of the Year...as a senior he was the coaches' selection as the District Player of the Year as he averaged 20.8 points, 7.8 rebounds and 3.0 assists while leading his team to a 19-4 record...named as a *Street & Smith's* high honorable mention High School All-American prior to his senior season...led St. John's Jesuit to a composite record of 87-15 during his four seasons...basketball coach: Ed Heintschel.

**PERSONAL...**a business management major...born May 8, 1987 in Boston, Massachusetts...parents are Benjamin Raymond Jr. and Sylvia Raymond.

### Raymond's Career Numbers

Season	G/GS	Min/G	FG-FGA	Pct	3FG-FGA	Pct	FT-FTA	Pct	Off	Def	Tot	Avg	PF	FO	A	TO	Blk	Stl	Pts	Avg
2005-06	31/0	370/11.9	33-85	.388	15-49	.306	23-36	.639	8	37	45	1.5	37	0	22	17	11	14	104	3.4
2006-07	34/1	451/13.3	48-119	.403	36-80	.450	9-22	.409	27	44	71	2.1	44	1	19	12	4	13	141	4.1
2007-08	20/9	483/24.2	84-168	.500	54-116	.466	18-21	.857	19	54	73	3.7	42	0	20	20	12	12	240	12.0
TOTAL	85/10	1304/15.3	165-372	.444	105-245	.429	50-79	.633	54	135	189	2.2	123	1	61	49	27	39	485	5.7

**Career Highs - Points** - 21 vs. St. Bonaventure (1-9-08); **Rebounds** - 10 vs. Indiana in the Chicago Invitational Challenge (11-24-07); **Assists** - 3 vs. St. Bonaventure (1-9-08), vs. Charlotte (2-3-07) and vs. Western Carolina (12-2-06); **Blocks** - 2 Five Times, including vs. Dayton (1-24-08), Kansas State (12-31-07) and at Miami (Ohio) (11-13-07); **Steals** - 4 vs. Cincinnati (12-12-07); **Turnovers** - 4 at Dayton (2-21-06); **Field Goals** - 7 vs. Fordham (1-12-08), St. Bonaventure (1-9-08) and Indiana in the Chicago Invitational Challenge (11-24-07); **Three-Point Field Goals** - 6 at Auburn (1-6-08); **Free Throws** - 6 vs. Kansas State (12-31-07) and Fordham (2-15-06); **Minutes Played** - 33 vs. Indiana in the Chicago Invitational Challenge (11-24-07).

**#13  
Stephen  
Duckett**




6-4 • 190  
Freshman  
Guard  
Memphis, Tenn.  
Bishop Byrne

**AS A MUSKETEER...**first-year walk-on...has played in 10 games...hit a trey for his first collegiate points in three minutes versus Coppin State.

**AT BISHOP BYRNE HIGH...**lettered four years in basketball, football and golf...team was ranked 15th in the city in basketball his senior year...led his basketball squad to a 20-10 record his senior year and 19-11 his junior year, while earning All-State Division 2-A each of those two seasons...had a dream 30-2 campaign his freshman year when the squad captured a Division 2-A Championship and a West Region Championship...rearned a spot in the Nike Hoop Summit All-Star Game following his senior season...basketball coach: Jack Grannan.

**PERSONAL...**a business management major...born June 10, 1989 in Memphis, Tennessee...parents are Brenda and Greg Duckett.

**#33  
Joe  
Hughes**




6-6 • 200  
Freshman  
Forward  
Indianapolis, Ind.  
Cathedral

**AS A MUSKETEER...**first-year walk-on...has played in 11 games...played four minutes vs. SEMO, collecting a rebound, an assist and a steal...hit a three-pointer in his three minutes of action against Coppin State.

**AT CATHEDRAL HIGH...**won his team's Hustle Award and Leadership Award...team was ranked number one in the state much of his senior season...started three years on the varsity at Cathedral...basketball coach Scott Hicks.

**PERSONAL...**a business accounting major...born June 10, 1988 in Indianapolis, Indiana...parents are Dave and Betsy Hughes.

**#22  
Jamel  
McLean**



6-8 • 235  
Sophomore  
Forward  
Hampton, Va.  
Bethel  
Univ. of Tulsa

**TRANSFER ELIGIBLE FOR THE 2008-09 SEASON...**a transfer from the University of Tulsa who will practice with the Musketeers this season...becomes eligible for game action in the 2008-09 season...will have three seasons of eligibility remaining beginning with the 2008-09 season.

**2006-07 SEASON AT TULSA (AS A FRESHMAN)...**played in all 31 games, starting seven times, for the Golden Hurricanes...averaged 6.0 points and shot 55.8 percent (67-of-120) from the field as a freshman...was second on the team with 4.8 rebounds a game...led the team in rebounding 11 times, including each of Tulsa's two games in the Conference USA Tournament...had one of his best games of the year with a career-high 16 points, eight rebounds and a career-high four blocked shots against Memphis...led the team in blocked shots (1.13 per game) despite logging 16.9 minutes per appearance...helped Tulsa and head coach Doug Wojcik record a 20-11 overall record.

**AT BETHEL HIGH...**a three-year letterwinner and starter...averaged 14.5 points, 15.0 rebounds and 3.0 blocked shots a game as a senior while being named to the All-Region and All-Pennsylvania District all-star teams...basketball coach: Craig Brehon.

**PERSONAL...**a sport management major...born April 18, 1988 in Brooklyn, New York...parents are William McLean and Velma McNeil.

**#15  
Andrew  
Taylor**



6-8 • 205  
Sophomore  
Forward  
Toledo, Ohio  
St. John's Jesuit  
Hillsdale College (Mich.)

**TRANSFER ELIGIBLE FOR THE 2008-09 SEASON...**a transfer from the Hillsdale College (Mich.) who will practice with the Musketeers this season...becomes eligible for game action in the 2008-09 season...will have three seasons of eligibility remaining beginning with the 2008-09 season.

**2006-07 SEASON AT HILLSDALE COLLEGE (AS A FRESHMAN)...**played in all 26 games, starting 25 times for Hillsdale, a Division II school in Michigan...team finished the season with a 15-11 record...averaged 12.0 points and 5.0 rebounds while shooting 57.8 percent (111-of-192) from the field as a freshman...led the team in scoring five times and in rebounding nine times...scored in double figures 19 times as a freshman...basketball coach: Ed Douma.

**AT ST. JOHN'S JESUIT...**played four years on the varsity...averaged 15.0 points and eight rebounds as a senior...played with current Xavier teammate B.J. Raymond and current Dayton rival Brian Roberts at St. John's Jesuit...basketball coach: Ed Heintschel.

**PERSONAL...**a business management major...born July 30, 1987 in Toledo, Ohio...parents are Steve and Diana Taylor.

# X BASKETBALL 2007-08

## NCAA Tournament 17 of Last 25 Seasons

**Game #1**  
**Southeast Missouri State 59**  
**Xavier 90**  
*Chicago Invitational Challenge First Round*  
**Saturday, November 10, 2007**  
**Cintas Center**

Senior **Josh Duncan** led five Musketees in double figures as he scored 16 points on 6-of-7 shooting from the field to go with seven rebounds, four assists, two blocks and two steals in the season opener. Xavier drilled Southeast Missouri State 90-59 at a sold-out Cintas Center in Cincinnati. The win marked XU's 18th straight win in its season opener, including 4-0 under **Sean Miller**. Sophomore **Derrick Brown** made his first collegiate start and added a career-high 15 points to go along with seven rebounds in 27 minutes of action. Junior **B.J. Raymond** came up big off the bench to score 15 points and tie his career best with four three-pointers and set a new career mark with eight rebounds. Junior **C.J. Anderson**, a transfer from Manhattan, made his XU debut with 13 points, nine rebounds and three assists. Xavier's senior backcourt **Drew Lavender** and **Stanley Burrell** combined for 25 points to go along with 12 assists against only one turnover. Burrell tied his career high for assists with seven without committing a single turnover. XU dominated throughout the contest, leading by as many as 36 points. Xavier showed similar domination on the boards, ending the show down with a 54-to-36 rebounding advantage and a 26-to-11 edge in second chance points.



**Game #2**  
**Xavier 57**  
**Miami (Ohio) 59**  
*Tuesday, November 13, 2007*  
**Millett Hall (Oxford, Ohio)**

It was a tale of two halves in the Musketees' first road game of the season. Xavier controlled the first half 32-21 but defensive lapses and a critical foul with six seconds left helped Miami escape with the upset win. Miami led 16-15 with a little over eight minutes left in the first half. That's when XU took complete control of the rest of the half on both ends of the court, outscoring Miami 17-5 over the next eight minutes. Junior **C.J. Anderson** led XU with eight points and five rebounds in the first half. Unfortunately, his only additions to either category came on a pair of free throws in the game's final minute. Miami opened the second half with an 11-2 run against XU, which came out slow after intermission. XU led just 34-32 with 15:49 left. Miami took its first lead of the second half, 52-50, on a breakaway layup that became a three-point play at the 5:50 mark. XU grabbed the lead back at 55-54 with 2:07 left on a slam from sophomore **Derrick Brown**, who would finish with a team-high 12 points. After Miami took the lead back, 56-55, on a jumper, XU took what proved to be its last lead at 57-56 when Anderson sank a pair of free throws to put XU up 57-56 with 35 seconds left. XU fouled a Miami three-point shooter from about 25 feet with six seconds left, giving them three free throws to grab the lead back, 59-57. Senior **Drew Lavender** missed a potential game-winning last second shot.



**Official Basketball Box Score -- GAME TOTALS -- FINAL STATISTICS**

Southeast Missouri State vs Xavier  
 11/10/07 7:00 PM at Cincinnati, Ohio (Cintas Center)

**Southeast Missouri State 59 • 0-1**

#	Player	Total			3-Ptr			Rebounds			PF	TP	A	TO	Blk	Stl	Min
		FG-FGA	FG-FGA	FT-FTA	FG-FGA	FG-FGA	FT-FTA	Off	Def	Tot							
01	FOUST, Brandon	f	3-8	0-3	0-0	1	3	4	2	6	1	2	0	0	0	28	
04	WILLIAMS, Calvin	f	3-9	1-1	0-5	2	5	7	3	7	0	3	4	0	0	22	
13	PEARSON, Roderick	g	6-9	0-2	1-1	0	3	3	4	13	1	5	0	1	0	29	
20	RHODES, Marcus	g	3-4	1-2	4-4	1	2	3	1	11	1	0	0	0	1	18	
24	HILL, Johnny	g	0-2	0-0	0-1	0	1	1	0	0	1	0	0	0	0	12	
00	MOORE, Kenard		1-5	1-4	0-0	0	0	0	2	3	0	1	0	0	0	13	
02	HERRING, Jaycen		2-6	0-1	0-0	0	0	0	0	4	1	1	0	0	0	18	
05	JOHNSON, David		2-4	1-3	0-0	2	1	3	3	5	3	2	0	1	1	17	
10	DEASON, Kendal		0-0	0-0	0-0	0	0	0	0	0	0	0	0	0	0	2	
21	HARRIS, Hank		0-0	0-0	0-0	0	0	0	0	0	0	1	0	1	0	3	
22	DREW, Jimmy		1-2	1-2	0-0	0	1	1	3	3	1	3	0	1	1	16	
34	BOGAN, Will		3-10	0-0	1-2	4	6	10	3	7	2	2	5	0	0	22	
	Team					2	2	4									
	Totals		24-59	5-18	6-13	12	24	36	21	59	11	20	9	5	200		

FG % 1st Half:	13-30	43.3%	2nd half:	11-29	37.9%	Game:	24-59	40.7%	Deadball Rebounds	3.1
3FG % 1st Half:	3-10	30.0%	2nd half:	2-8	25.0%	Game:	5-18	27.8%		
FT % 1st Half:	1-7	14.3%	2nd half:	5-6	83.3%	Game:	6-13	46.2%		

**Xavier 90 • 1-0**

#	Player	Total			3-Ptr			Rebounds			PF	TP	A	TO	Blk	Stl	Min
		FG-FGA	FG-FGA	FT-FTA	FG-FGA	FG-FGA	FT-FTA	Off	Def	Tot							
01	DUNCAN, Josh	f	6-7	4-5	0-0	2	5	7	3	16	4	1	2	2	0	23	
05	BROWN, Derrick	f	6-12	0-0	3-5	2	5	7	0	15	1	1	1	2	0	27	
20	ANDERSON, C.J.	g	4-9	0-0	5-6	4	5	9	3	13	3	1	1	0	0	24	
24	LAVENDER, Drew	g	2-7	1-3	4-4	1	2	3	2	9	5	1	0	4	0	26	
34	BURRELL, Stanley	g	6-13	2-7	0-0	0	0	0	0	14	7	0	0	0	0	28	
02	GRAVES, Adrien	g	0-5	0-4	0-0	1	1	2	0	0	0	0	0	0	0	12	
04	BRONSON, Charles		2-4	0-0	0-0	1	0	1	1	4	0	0	0	0	0	6	
11	RAYMOND, B.J.		5-12	4-10	1-2	4	4	8	4	15	0	3	0	1	0	20	
13	DUCKETT, Stephen		0-0	0-0	0-0	0	1	1	0	0	0	1	0	0	0	3	
25	JACKSON, Dante		0-3	0-3	0-2	0	0	0	0	0	0	0	0	0	0	11	
31	LOVE, Jason		1-6	0-0	2-7	8	1	9	3	4	0	0	0	0	0	16	
33	HUGHES, Joe		0-0	0-0	0-0	0	1	1	1	0	1	0	0	0	1	4	
	Team					4	2	6									
	Totals		32-78	11-32	15-26	27	27	54	17	90	21	10	4	10	200		

FG % 1st Half:	14-38	36.8%	2nd half:	18-40	45.0%	Game:	32-78	41.0%	Deadball Rebounds	5
3FG % 1st Half:	7-19	36.8%	2nd half:	4-13	30.8%	Game:	11-32	34.4%		
FT % 1st Half:	11-18	61.1%	2nd half:	4-8	50.0%	Game:	15-26	57.7%		

Officials: Rogers Ayers, Bryan Kersey, Gary Maxwell  
 Technical fouls: Southeast Missouri State-None. Xavier-None.  
 Attendance: 10250

Score by periods	1st	2nd	Total
Southeast Missouri State	30	29	59
Xavier	46	44	90

**Official Basketball Box Score -- GAME TOTALS -- FINAL STATISTICS**

Xavier 57 • 1-1  
 11/13/07 8:00 PM at Millett Hall, Oxford, Ohio

**Xavier 57 • (1-1)**

#	Player	Total			3-Ptr			Rebounds			PF	TP	A	TO	Blk	Stl	Min
		FG-FGA	FG-FGA	FT-FTA	FG-FGA	FG-FGA	FT-FTA	Off	Def	Tot							
01	DUNCAN, Josh	f	2-9	0-4	1-2	1	1	2	3	5	1	2	0	0	0	24	
05	BROWN, Derrick	f	5-5	1-1	1-2	0	6	6	2	12	1	2	1	0	0	33	
20	ANDERSON, C.J.	f	2-6	0-0	6-7	4	1	5	2	10	1	2	0	0	0	27	
24	LAVENDER, Drew	g	3-10	1-3	0-0	0	6	6	1	7	3	3	0	2	3	37	
34	BURRELL, Stanley	g	2-8	1-4	1-1	0	1	1	1	6	2	1	0	1	1	35	
02	GRAVES, Adrien		0-0	0-0	0-0	0	0	0	0	1	0	0	1	0	1	1	
11	RAYMOND, B.J.		4-6	3-4	0-0	0	1	1	2	11	1	0	2	0	0	23	
25	JACKSON, Dante		0-0	0-0	0-0	0	0	0	0	0	0	0	0	0	0	3	
31	LOVE, Jason		3-3	0-0	0-2	1	1	2	3	6	1	0	0	0	0	16	
	Team					2	0	2									
	Totals		21-47	6-16	9-14	8	17	25	15	57	10	11	3	4	200		

FG % 1st Half:	12-26	46.2%	2nd half:	9-21	42.9%	Game:	21-47	44.7%	Deadball Rebounds	3
3FG % 1st Half:	4-12	33.3%	2nd half:	2-4	50.0%	Game:	6-16	37.5%		
FT % 1st Half:	4-5	80.0%	2nd half:	5-9	55.6%	Game:	9-14	64.3%		

**Miami (Ohio) 59 • (1-0)**

#	Player	Total			3-Ptr			Rebounds			PF	TP	A	TO	Blk	Stl	Min
		FG-FGA	FG-FGA	FT-FTA	FG-FGA	FG-FGA	FT-FTA	Off	Def	Tot							
24	BRAMOS, Michael	f	4-11	4-10	3-3	0	4	4	3	15	1	1	2	1	0	34	
50	POLLITZ, Tim	f	9-13	0-0	3-4	4	3	7	2	21	5	3	0	2	0	40	
41	FLETCHER, Adam	c	0-1	0-0	0-1	0	1	1	2	0	0	1	1	0	0	11	
03	HAYES, Kenny	g	6-16	2-9	4-5	2	3	5	2	18	2	1	0	0	0	38	
04	MOOSMANN, Alex	g	1-2	1-2	2-2	0	0	0	1	5	0	2	0	0	0	34	
02	DIERKERS, Tyler		0-0	0-0	0-0	1	5	6	4	0	1	3	2	1	0	24	
05	RICHBURG, Carl		0-0	0-0	0-0	0	1	1	0	0	0	3	0	0	0	6	
10	CARSON, Isiah		0-0	0-0	0-0	0	0	0	0	1	0	0	0	0	0	2	
21	POLLITZ, Eric		0-2	0-0	0-0	0	1	1	0	0	0	0	1	0	0	6	
22	McCOMBS, Dwight		0-0	0-0	0-0	1	0	1	1	0	0	0	0	0	0	5	
	Team					1	2	3									
	Totals		20-45	7-21	12-15	9	20	29	16	59	9	14	6	4	200		

FG % 1st Half:	8-23	34.8%	2nd half:	12-22	54.5%	Game:	20-45	44.4%	Deadball Rebounds	2
3FG % 1st Half:	4-11	36.4%	2nd half:	3-10	30.0%	Game:	7-21	33.3%		
FT % 1st Half:	1-2	50.0%	2nd half:	11-13	84.6%	Game:	12-15	80.0%		

Officials: Terry Wymer, Todd Williams, Kevin Ferguson  
 Technical fouls: Xavier-None. Miami (Ohio)-None.  
 Attendance: 6140

Score by periods	1st	2nd	Total
Xavier	32	25	57
Miami (Ohio)	21	38	59



**Game #3  
Coppin State 49  
Xavier 98**

Tuesday, November 20, 2007  
Chicago Invitational Challenge Second Round  
Cintas Center

Overall 2-1 A-10 0-0 Streak W1

Xavier used a 23-0 run at the start of the second half to stretch an 11-point halftime lead into a 59-25 advantage at the 16:29 mark. XU cruised the rest of the way to a 98-49 victory. Xavier opened the second stanza with three-pointers from junior **B.J. Raymond**, senior **Drew Lavender** and senior **Josh Duncan** to spark a 23-0 run (25-0 run counting XU's last basket of the first half). Xavier placed five players in double figures in scoring for the game, including a game-high and XU career-high 20 points from junior **C.J. Anderson**. Raymond (13), senior **Stanley Burrell** (13), Duncan (11 to go with a game-high seven rebounds) and sophomore **Derrick Brown** (10) all scored in double figures. Xavier shot an impressive 60 percent from the field for the game, including 64.7 percent in the second half. XU outrebounded Coppin State 39-22. Xavier turned the ball over 13 times but just three times after intermission. The 98 points scored by Xavier were the most since the Musketeers defeated Rhode Island, 98-72, on February 21, 2007. It is the second-most during the Sean Miller era at Xavier. The Musketeers defeated Saint Bonaventure, 99-71, on January 7, 2006. The win for Xavier marked its 10th straight victory at Cintas Center.




**Game #4  
Kent State 65  
Xavier 78**

Friday, November 23, 2007  
Chicago Invitational Challenge Third Round  
Sears Centre (Hoffman Estates, Ill.)

Overall 3-1 A-10 0-0 Streak W2

Xavier used a 20-point game from senior **Josh Duncan** and the first career double-double from sophomore **Derrick Brown** to fuel a strong second half. Brown finished with 13 points and 10 rebounds to go with four assists. All 13 points came in the second half. Xavier led 31-30 after a back-and-forth first half. The Musketeers looked like a different team when they took the court in the second half. A layup and a dunk by Brown set the tone for Xavier in the second half. When **B.J. Raymond** connected on a three-pointer with 15:27 left it completed a 13-4 run to start the second half, giving the Musketeers a 44-34 lead. Xavier led the rest of the game but Kent State didn't go quietly, pulling to within three points at 46-43 with 12 minutes left. XU answered with a 10-2 run, which gave XU a 56-45 lead with 8:22 left when Duncan completed a three-point play after being fouled on a good jumper. A short time later a dunk by Brown and a free throw completed an old fashioned three-point play to put XU ahead 62-49 at the 6:36 mark. Kent made one last run, cutting the Xavier lead to six points, 66-60, with four minutes left. Senior **Drew Lavender**, who finished with 16 points and four assists, ended any thoughts of a comeback by starting a 6-0 run, including four straight XU points on a pair of free throws and a driving layup the length of the court on successive possessions. Senior **Stanley Burrell** finished off the run with a layup to give XU a 12-point, 72-60, lead with just over two minutes left.



**Official Basketball Box Score -- GAME TOTALS -- FINAL STATISTICS  
Coppin State vs Xavier  
11/20/07 7:00 PM at Cincinnati, Ohio (Cintas Center)**

**Coppin State 49 • 2-2**

#	Player	Total	3-Ptr		FT-FTA	Rebounds			PF	TP	A	TO	Blk	Stl	Min
			FG-FGA	FG-FGA		Off	Def	Tot							
33	HARRISON,Antwan	f	0-5	0-0	0-0	1	0	1	1	0	1	0	0	0	11
34	CHESNUT,Brian	f	0-2	0-0	0-0	0	0	0	1	0	0	0	1	0	13
40	PRESSEY,Robert	f	3-6	0-0	1-2	0	1	1	1	7	0	1	0	1	15
11	GOLDSBERRY,Vince	g	1-5	0-1	0-0	0	4	4	1	2	9	4	0	1	38
12	ILOEGBU,Chuka	g	0-3	0-2	0-0	0	0	0	0	0	1	0	0	0	12
05	BRITT,Ruben	1-2	0-1	0-0	0-0	0	0	0	1	2	0	3	0	1	8
21	MILLER,Mike	2-3	0-1	0-2	0	3	3	1	4	0	4	0	0	0	22
23	DUNCAN,A'Daeron	2-3	0-0	0-0	0	0	0	2	4	0	1	0	0	0	12
31	HAYDEN,Eddie	2-4	0-0	3-4	2	2	2	4	7	1	1	1	0	0	26
44	KENNEDY,Ethan	6-14	4-12	0-0	2	1	3	0	16	0	2	0	1	1	29
50	KUCINSKAS,Ceslovas	3-5	1-2	0-0	1	2	3	4	7	0	0	0	1	1	14
Team			0	5	5	0	5	5							
Totals			20-52	5-19	4-8	6	16	22	16	49	12	17	1	5	200

FG % 1st Half: 10-29 34.5% 2nd half: 10-23 43.5% Game: 20-52 38.5% Deadball Rebounds 2  
3FG % 1st Half: 1-8 12.5% 2nd half: 4-11 36.4% Game: 5-19 26.3%  
FT % 1st Half: 4-8 50.0% 2nd half: 0-0 0.0% Game: 4-8 50.0%

**Xavier 98 • 2-1**

#	Player	Total	3-Ptr		FT-FTA	Rebounds			PF	TP	A	TO	Blk	Stl	Min
			FG-FGA	FG-FGA		Off	Def	Tot							
01	DUNCAN, Josh	f	4-7	1-3	2-2	2	5	7	2	11	0	1	1	1	18
05	BROWN, Derrick	f	4-4	0-0	2-2	3	2	5	2	10	5	3	0	3	19
11	RAYMOND, B.J.	g	5-10	2-5	1-1	2	3	5	0	13	2	1	1	2	21
24	LAVENDER, Drew	g	3-5	1-3	2-2	0	1	1	2	9	4	1	1	1	22
04	BURRELL, Stanley	g	4-8	3-5	2-3	0	4	4	1	13	4	3	0	1	24
32	GRAVES, Adrion	2-5	0-3	0-0	0	4	4	1	4	3	0	1	1	1	21
04	BRONSON, Charles	0-1	0-0	2-2	1	0	1	0	2	1	0	1	0	0	9
13	DUCKETT, Stephen	1-1	1-1	0-0	0	1	1	2	3	0	0	0	0	0	3
20	ANDERSON, C.J.	8-10	0-0	4-5	3	2	5	2	20	1	3	0	3	23	
25	JACKSON, Dante	3-6	1-3	0-1	0	2	2	1	7	4	0	0	1	1	17
31	LOVE, Jason	1-2	0-0	1-2	0	4	4	1	3	0	1	1	0	0	20
33	HUGHES, Joe	1-1	1-1	0-0	0	0	0	0	3	0	1	0	0	0	3
Team			0	0	0	0	0	0							
Totals			36-60	10-24	16-20	11	28	39	14	98	24	13	6	13	200

FG % 1st Half: 14-26 53.8% 2nd half: 22-34 64.7% Game: 36-60 60.0% Deadball Rebounds 1  
3FG % 1st Half: 4-12 33.3% 2nd half: 6-12 50.0% Game: 10-24 41.7%  
FT % 1st Half: 4-6 66.7% 2nd half: 12-14 85.7% Game: 16-20 80.0%

Officials: Brian Dorsey, Mike Eades, John Gaffney  
Technical fouls: Coppin State-None. Xavier-None.  
Attendance: 8878

Score by periods	1st	2nd	Total
Coppin State	25	24	49
Xavier	36	62	98

**Official Basketball Box Score -- GAME TOTALS -- FINAL STATISTICS  
Kent State vs Xavier Musketeers  
11/23/07 5:00 pm at Sears Centre Hoffman Estates, Ill**

**Kent State 65 • 3-2 (2-1 Tourn)**

#	Player	Total	3-Ptr		FT-FTA	Rebounds			PF	TP	A	TO	Blk	Stl	Min
			FG-FGA	FG-FGA		Off	Def	Tot							
1	Quaintance, Haminn	f	1-4	0-0	3-4	4	3	7	2	5	1	0	0	1	26
21	Scott, Mike	f	6-13	3-7	5-6	2	6	8	3	20	2	2	2	2	38
11	Mincy, Jordan	g	0-2	0-0	0-0	0	0	0	0	2	0	3	0	0	19
2	Singletary, Chris	g	1-5	0-0	0-0	0	1	1	4	2	0	1	0	0	15
22	McKee, Mike	g	1-3	1-3	0-0	0	2	2	3	3	0	0	0	0	18
0	Woods, Rashad	2-2	1-1	0-0	2	1	3	0	5	0	0	0	0	0	16
32	Sherman, Rodriguez	3-6	0-1	1-1	1	1	0	1	4	7	1	1	0	0	23
34	Sullinger, Jullian	3-4	0-0	1-2	0	0	0	2	7	2	2	0	0	0	14
5	Fisher, Al	5-16	1-6	5-6	1	3	4	2	16	5	3	0	2	31	
Team			1	2	3										
Totals			22-55	6-18	15-19	11	18	29	22	65	14	10	2	5	200

FG % 1st Half: 10-29 34.5% 2nd half: 12-26 46.2% Game: 22-55 40.0% Deadball Rebounds 3  
3FG % 1st Half: 4-9 44.4% 2nd half: 2-9 22.2% Game: 6-18 33.3%  
FT % 1st Half: 6-7 85.7% 2nd half: 9-12 75.0% Game: 15-19 78.9%

**Xavier Musketeers 78 • 3-1 (3-0 Tourn)**

#	Player	Total	3-Ptr		FT-FTA	Rebounds			PF	TP	A	TO	Blk	Stl	Min
			FG-FGA	FG-FGA		Off	Def	Tot							
11	Duncan, Josh	f	7-11	1-4	5-5	1	5	6	4	20	5	1	2	0	31
11	RAYMOND, B.J.	f	4-5	1-2	1-2	0	1	1	2	10	1	2	0	0	23
5	Brown, Derrick	f	5-5	0-0	3-6	2	8	10	2	13	4	1	1	0	32
24	LAVENDER, Drew	g	5-11	0-2	6-6	0	0	0	2	16	4	1	0	1	34
34	BURRELL, Stanley	g	2-7	0-2	4-4	0	1	1	3	8	2	1	0	0	35
2	Graves, Adrion	1-4	1-2	0-0	0	0	0	0	3	1	0	0	0	0	5
20	ANDERSON, C.J.	3-5	0-0	0-0	1	4	5	1	6	1	0	0	1	0	26
25	JACKSON, Dante	0-0	0-0	0-0	0	0	0	0	0	0	0	0	0	0	5
31	LOVE, Jason	1-1	0-0	0-0	0	1	1	5	2	0	2	0	0	0	9
Team			1	3	4										
Totals			28-49	3-12	19-23	5	23	28	19	78	18	9	3	2	200

FG % 1st Half: 11-23 47.8% 2nd half: 17-26 65.4% Game: 28-49 57.1% Deadball Rebounds 2  
3FG % 1st Half: 1-6 16.7% 2nd half: 2-6 33.3% Game: 3-12 25.0%  
FT % 1st Half: 8-12 66.7% 2nd half: 11-11 100.0% Game: 19-23 82.6%

Officials: Roger Ayers, Raymie Siyones, Alan Spainhour  
Technical fouls: Kent State-None. Xavier Musketeers-None.  
Attendance:

Score by periods	1st	2nd	Total
Kent State	30	35	65
Xavier Musketeers	31	47	78



**Game #5**  
**No. 8 Indiana 65**  
**Xavier 80**

Saturday, November 24, 2007  
Chicago Invitational Challenge Championship Game  
Sears Centre (Hoffman Estates, Ill.)

Overall 4-1 A-10 0-0 Streak W3

Xavier defeated No. 8 Indiana in convincing fashion in the championship game of the Chicago Invitational Challenge. The first 12 minutes of action were back-and-forth in the first half. IU led 20-19 with 8:25 left in the half. Xavier dominated the final 8:24 of the half, outscoring the Hoosiers 21-9, including a 13-3 run over the final 3:57. XU led 40-29 at halftime and still led by eight points, 47-39, with 16 minutes left. Junior **C.J. Anderson**, who earned Co-MVP honors for the tournament, scored on a layup at 15:43 to put XU ahead by 10 points, 49-39. The Musketeers led by double digits the rest of the game. Junior **B.J. Raymond** posted his first career double-double with 19 points and 10 rebounds. Both his points and rebounds were also career highs. Anderson, who tied Raymond for team-high scoring honors, had 19 points to go with eight rebounds and four assists. XU senior point guard **Drew Lavender**, who earned Co-MVP honors for the tournament, had 13 points, six assists and two steals. The Xavier defense was a big key to the game as it held Indiana to 38.5 percent (25-of-65) from the field, including 6.7 percent (1-of-15) from three-point range. IU entered the game shooting 54.7 percent from the field, including 51.5 percent from three-point territory. Senior **Stanley Burrell** did a great job as the primary defender on Hoosier freshman star Eric Gordon, who hit just 4-of-12 field goals after entering the game shooting 61.0 percent from the field.



**Game #6**  
**Oakland 68**  
**No. 23 Xavier 93**

Wednesday, November 28, 2007  
Cintas Center

Overall 5-1 A-10 0-0 Streak W4

Xavier senior **Josh Duncan** led five Musketeers in double-figures with 18 points as No. 23 Xavier rolled over Oakland, 93-68. The win was Xavier fourth straight overall and its 11th straight at Cintas Center. Duncan connected on three three-point field goals and was 5-of-10 from the floor, while pulling down seven rebounds. Senior **Stanley Burrell** scored 17, including 15 in the first half, on the strength of 6-of-9 shooting from the field. Sophomore **Derrick Brown** contributed a career-high tying 15 points and a game-high tying eight rebounds. Senior **Drew Lavender** had a well rounded game with 12 points, seven rebounds and six assists with no turnovers. The seven boards tied his career best. Junior **B.J. Raymond**, who scored 10 points, has now scored in double figures in every Xavier game this season. XU fell behind 4-0 in the early part of the first half but took control of the contest with a 16-2 run over a 2:50 stretch to take a 16-6 lead with 15 minutes remaining in the first half. Burrell scored six points during the run and Brown put an exclamation point at the end of the spurt with a dunk. Xavier built an 18-point, 51-33, lead at halftime and pushed it to 30 points, 65-35, by the 16-minute mark with a 14-2 run to start the second half. XU dominated down low, out-rebounding the Grizzlies 46-to-25 and holding a 38-to-24 advantage in points in the paint.



**Official Basketball Box Score -- GAME TOTALS -- FINAL STATISTICS**  
Indiana Hoosiers vs Xavier Musketeers  
11/24/07 7:30 pm at Sears Centre Hoffman Estates, Ill

**Indiana Hoosiers 65 • 4-1 (3-1 Tourn)**

#	Player	Total		3-Ptr		Rebounds			PF	TP	A	TO	Blk	Stl	Min
		FG-FGA	FG-FGA	FT-FTA	Off	Def	Tot								
2	Thomas, DeAndre	f	1-3	0-0	0-0	2	1	3	4	2	0	0	0	1	11
3	White, D.J.	f	7-9	0-0	2-3	4	6	10	4	16	1	3	1	1	36
1	Bassett, Armon	g	4-13	1-7	0-0	0	2	2	1	9	3	1	0	0	35
13	Ellis, Jamarcus	g	5-12	0-2	0-1	6	5	11	4	10	3	2	1	0	32
23	Gordon, Eric	g	4-12	0-2	12-12	0	2	2	4	20	3	3	0	1	33
22	Stemler, Lance	g	1-3	0-2	0-0	1	3	4	4	2	2	0	1	1	20
24	McGee, Brandon	g	0-0	0-0	0-0	0	1	1	1	0	0	0	0	0	2
32	Holman, Eli	g	0-0	0-0	0-0	0	0	0	0	0	0	0	0	0	2
5	Crawford, Jordan	g	3-13	0-2	0-0	1	2	3	3	6	2	3	0	1	29
Team						3	3	6							
Totals			25-65	1-15	14-16	17	25	42	25	65	14	12	3	5	200

FG % 1st Half:	12-32	37.5%	2nd half:	13-33	39.4%	Game:	25-65	38.5%	Deadball Rebound:	0
3FG % 1st Half:	1-9	11.1%	2nd half:	0-6	0.0%	Game:	1-15	6.7%		
FT % 1st Half:	4-6	66.7%	2nd half:	10-10	100.0%	Game:	14-16	87.5%		

**Xavier Musketeers 80 • 4-1 (4-0 Tourn)**

#	Player	Total		3-Ptr		Rebounds			PF	TP	A	TO	Blk	Stl	Min
		FG-FGA	FG-FGA	FT-FTA	Off	Def	Tot								
1	Duncan, Josh	f	4-10	0-3	4-5	4	4	8	3	12	2	1	1	0	25
11	RAYMOND, B.J.	f	7-12	3-7	2-3	4	6	10	2	19	2	2	1	0	33
5	Brown, Derrick	f	2-5	0-0	3-3	0	3	3	5	7	0	1	0	0	15
24	LAVENDER, Drew	g	4-9	0-0	5-6	1	1	2	1	13	6	2	0	2	37
34	BURRELL, Stanley	g	2-7	1-1	1-2	0	0	0	3	6	2	1	0	1	37
2	Graves, Adrien	g	0-1	0-1	0-0	0	1	1	1	0	0	0	0	0	8
20	ANDERSON, C.J.	g	7-14	0-0	5-10	4	4	8	1	19	4	4	1	2	27
25	JACKSON, Dante	g	0-1	0-0	0-0	0	0	0	0	0	0	0	0	1	1
31	LOVE, Jason	g	2-2	0-0	0-1	2	5	7	1	4	0	0	1	0	17
Team						1	1	2							
Totals			28-61	4-12	20-30	16	25	41	17	80	16	11	4	6	200

FG % 1st Half:	15-31	48.4%	2nd half:	13-30	43.3%	Game:	28-61	45.9%	Deadball Rebound:	2
3FG % 1st Half:	3-7	42.9%	2nd half:	1-5	20.0%	Game:	4-12	33.3%		
FT % 1st Half:	7-11	63.6%	2nd half:	13-19	68.4%	Game:	20-30	66.7%		

Officials: Roger Ayers, William Humes, Tim Nester  
Technical fouls: Indiana Hoosiers-None, Xavier Musketeers-None.  
Attendance: 9525

Score by periods	1st	2nd	Total
Indiana Hoosiers	29	36	65
Xavier Musketeers	40	40	80

**Official Basketball Box Score -- GAME TOTALS -- FINAL STATISTICS**  
Oakland vs Xavier  
11/28/07 7:00 PM at Cincinnati, Ohio (Cintas Center)

**Oakland 68 • 2-4**

#	Player	Total		3-Ptr		Rebounds			PF	TP	A	TO	Blk	Stl	Min
		FG-FGA	FG-FGA	FT-FTA	Off	Def	Tot								
01	NELSON, Derick	f	3-12	0-2	8-10	1	4	5	1	14	5	0	0	0	38
04	HUDSON, Will	f	0-0	0-0	0-0	0	1	1	0	0	0	0	0	0	9
20	LAVAL, Shane	c	8-10	0-0	0-0	3	3	6	2	16	0	2	6	2	31
12	CASSISE, Brandon	g	1-5	0-3	0-0	0	0	1	2	2	2	4	0	0	18
23	JONES, Johnathon	g	6-13	4-8	1-2	0	2	2	17	4	4	4	0	1	36
02	BUNN, Peter	g	0-2	0-1	0-0	0	0	0	0	0	0	0	0	0	1
30	KANGAS, Erik	g	2-4	2-4	0-0	0	0	0	2	6	1	0	0	0	12
33	WILLIAMS, Tim	g	1-4	1-3	0-0	0	2	2	1	3	2	0	1	1	13
34	BENSON, Keith	g	1-3	0-0	3-3	1	3	4	5	5	0	1	2	0	14
44	McCLOSKEY, Patrick	g	0-1	0-0	0-0	1	2	3	1	0	0	0	0	0	10
45	WATERSTRADT, Dan	g	2-5	1-1	0-2	2	0	2	3	5	1	1	0	0	16
Team						0	0	0							
Totals			24-59	8-22	12-17	8	17	25	18	68	15	12	9	5	200

FG % 1st Half:	12-29	41.4%	2nd half:	12-30	40.0%	Game:	24-59	40.7%	Deadball Rebound:	3
3FG % 1st Half:	4-12	33.3%	2nd half:	4-10	40.0%	Game:	8-22	36.4%		
FT % 1st Half:	5-6	83.3%	2nd half:	7-11	63.6%	Game:	12-17	70.6%		

**Xavier 93 • 5-1**

#	Player	Total		3-Ptr		Rebounds			PF	TP	A	TO	Blk	Stl	Min
		FG-FGA	FG-FGA	FT-FTA	Off	Def	Tot								
01	DUNCAN, Josh	f	5-10	3-5	5-6	4	4	8	2	18	2	3	0	1	24
05	BROWN, Derrick	f	4-9	0-2	7-9	3	5	8	1	15	2	2	0	0	24
11	RAYMOND, B.J.	f	4-7	2-4	0-0	0	1	1	3	10	1	0	0	0	21
24	LAVENDER, Drew	g	4-9	2-4	2-2	0	7	7	0	12	6	0	0	3	27
04	BURRELL, Stanley	g	6-9	2-4	3-3	2	1	3	1	17	2	2	0	0	26
02	GRAVES, Adrien	g	3-5	1-3	0-0	1	1	2	4	7	2	2	1	0	16
04	BRONSON, Charles	g	1-1	0-0	0-0	0	2	2	1	2	0	1	1	0	6
13	DUCKETT, Stephen	g	0-1	0-0	0-0	0	0	0	0	0	0	0	0	1	2
20	ANDERSON, C.J.	g	3-7	0-0	1-4	2	6	8	4	7	1	3	0	0	22
25	JACKSON, Dante	g	1-4	1-3	0-0	0	0	0	0	3	2	0	0	0	13
31	LOVE, Jason	g	1-1	0-0	0-0	3	1	4	1	2	0	1	1	0	17
33	HUGHES, Joe	g	0-0	0-0	0-0	0	0	0	1	0	1	0	0	0	2
Team						2	1	3							
Totals			32-63	11-25	18-24	17	29	46	18	93	19	14	3	5	200

FG % 1st Half:	18-33	54.5%	2nd half:	14-30	46.7%	Game:	32-63	50.8%	Deadball Rebound:	3
3FG % 1st Half:	8-14	57.1%	2nd half:	3-11	27.3%	Game:	11-25	44.0%		
FT % 1st Half:	7-8	87.5%	2nd half:	11-16	68.8%	Game:	18-24	75.0%		

Officials: Brent Hampton, Kevin O'Connell, Jackie Sanders  
Technical fouls: Oakland-None, Xavier-None.  
Attendance: 9525

Score by periods	1st	2nd	Total
Oakland	33	35	68
Xavier	51	42	93



**Game #7**  
**Belmont 49**  
**No. 23 Xavier 90**  
 Saturday, December 1, 2007  
 Cintas Center

Overall 6-1 A-10 0-0 Streak W5

**Game #8**  
**Creighton 66**  
**No. 21 Xavier 79**  
 Wednesday, December 5, 2007  
 Cintas Center

Overall 7-1 A-10 0-0 Streak W6

Xavier senior **Stanley Burrell** led No. 23 Xavier with 18 points on 7-of-11 shooting from the field, including 4-of-5 from three-point range, as XU rolled over Belmont. Senior **Josh Duncan** grabbed a career-high 10 rebounds to lead Xavier's domination of the boards. Defense once again was the key for Xavier as the Musketeers held the high-scoring Bruins' offense to a season-low 49 points on a season-low 26.6 percent shooting from the field. Xavier jumped out to a 6-0 lead and never looked back in this game. The visitors kept it close for part of the first half but a three-pointer by junior **B.J. Raymond** at the 4:41 mark put XU ahead by 11 points, 31-20. The Musketeers led by double digits the rest of the game, while Raymond finished with 15 points. It marked Raymond's seventh straight game in double figures. Xavier led 41-25 at halftime. Ten minutes into the second half XU led by 27 points, 62-35. XU dominated in all facets of this contest, outrebounding the Bruins 51-33 and holding a 42-16 edge in points in the paint and an 18-2 edge in second chance points. Xavier opportunistically took advantage of Belmont's 15 turnovers, converting the miscues into 20 points. Xavier extended its win streak to five games overall and 12 straight games at Cintas Center.



Xavier senior **Drew Lavender** scored a game-high 28 points on 9-of-13 shooting from the field, including 4-of-6 from three-point territory, to go with a career-high 10 assists and two steals as XU disposed of Creighton in convincing fashion. It marked XU's first double-double in something other than points-rebounds since David West in the 2001-02 season. The score was tied at 25-all with nine minutes left in the first half. That's when XU went on a 22-4 run, including nine points from Lavender, to open a 47-29 lead with 28 seconds left in the half. A last-second Creighton three-pointer cut the halftime margin to 47-32. Lavender's near perfect stat line in the first half read 17 points, seven assists and no turnovers. XU maintained its double-digit lead until Creighton used a 4-0 spurt to close within nine points at 65-56 with five minutes left. Following a timeout, XU answered with six straight points to open the lead back up to 15 points, 71-56, with 3:50 left. The run was fueled by a basket and then a steal by sophomore **Derrick Brown**, who finished with 13 points and a game-high eight rebounds. The Bluejays closed to within nine again at 73-64 with 1:19 left but once again XU answered with a 6-0 run to put the game away for good at 79-64 with 34 seconds left. Junior **B.J. Raymond** hit 6-of-9 from the field, including 3-of-4 three-pointers, for 15 points. Defense played a key role once again for Xavier, which won for the sixth straight time. Creighton connected on 7-of-13 three-pointers in the first half but XU shut down the CU bombers in the second half as they hit 0-of-10.



**Official Basketball Box Score -- GAME TOTALS -- FINAL STATISTICS**  
 Belmont vs Xavier  
 12/01/07 7:00 PM at Cincinnati, Ohio (Cintas Center)

Belmont 49 • 5-3

#	Player	Total			3-Ptr			Rebounds			PF	TP	A	TO	Blk	Stl	Min
		FG-FGA	FG-FGA	FT-FTA	FG-FGA	FG-FGA	FT-FTA	Off	Def	Tot							
02	DANSBY, Shane	f	4-12	2-6	0-0	3	4	7	4	10	1	2	0	0	0	29	
32	CAMPBELL, Jordan	f	1-6	0-2	2-4	2	5	7	4	4	3	3	0	0	3	24	
33	PEPPLES, Will	f	1-4	0-0	3-5	0	0	0	3	5	0	0	0	0	2	26	
12	RENFROE, Alex	g	3-6	2-2	0-0	2	2	4	3	8	1	3	0	0	0	21	
24	HARE, Justin	g	3-12	1-4	0-0	0	3	3	0	7	2	0	0	2	25		
03	BELCHER, Keaton	g	0-3	0-3	0-0	0	0	0	1	0	0	1	0	1	12		
13	HOUSE, Jon	g	0-1	0-1	1-2	0	1	1	2	1	1	2	1	0	10		
14	HOUSE, Andrew	g	0-4	0-3	0-0	1	0	1	0	0	0	0	0	0	3		
20	WICKE, Andy	g	1-7	1-5	0-0	2	0	2	1	3	3	0	0	2	23		
23	DEJWOREK, Mike	g	0-0	0-0	1-2	0	2	2	3	1	0	1	2	0	6		
30	DOTSON, Matthew	g	1-5	0-2	0-0	0	2	2	0	2	2	1	1	1	10		
40	HARRIS, Henry	g	3-4	2-2	0-0	0	2	2	8	1	2	0	0	0	11		
	Team						1	1	2								
	Totals		17-64	8-30	7-13	11	22	33	23	49	14	15	4	11	200		

FG % 1st Half: 9-26 34.6% 2nd half: 8-38 21.1% Game: 17-64 26.6% Deadball Rebounds 2  
 3FG % 1st Half: 4-11 36.4% 2nd half: 4-19 21.1% Game: 8-30 26.7%  
 FT % 1st Half: 3-6 50.0% 2nd half: 4-7 57.1% Game: 7-13 53.8%

Xavier 90 • 6-1

#	Player	Total			3-Ptr			Rebounds			PF	TP	A	TO	Blk	Stl	Min
		FG-FGA	FG-FGA	FT-FTA	FG-FGA	FG-FGA	FT-FTA	Off	Def	Tot							
01	DUNCAN, Josh	f	4-5	1-2	0-0	2	8	10	2	9	0	0	0	0	0	17	
05	BROWN, Derrick	f	1-5	0-1	2-2	1	3	4	2	4	2	0	0	1	22		
11	RAYMOND, B.J.	f	5-11	3-6	2-2	1	3	4	4	15	2	1	1	2	25		
24	LAVENDER, Drew	g	2-6	1-3	2-4	0	1	1	1	7	5	3	0	0	26		
34	BURRELL, Stanley	g	7-11	4-5	0-0	1	4	5	0	18	3	1	0	1	29		
02	GRAVES, Adrien	g	3-4	1-2	0-0	0	3	3	1	7	0	2	0	1	13		
04	BRONSON, Charles	g	2-4	0-0	4-5	3	2	5	0	8	0	0	1	0	7		
13	DUCKETT, Stephen	g	0-2	0-0	0-0	0	0	0	0	0	0	0	0	1	3		
20	ANDERSON, C.J.	g	6-9	0-0	2-2	0	5	5	2	14	0	2	0	1	25		
25	JACKSON, Dante	g	1-2	0-0	3-4	2	1	3	2	5	1	1	0	0	14		
31	LOVE, Jason	g	1-3	0-0	1-2	2	2	4	1	3	1	3	2	0	15		
33	HUGHES, Joe	g	0-1	0-0	0-0	0	2	2	1	0	0	0	0	0	4		
	Team					0	5	5									
	Totals		32-63	10-19	16-21	12	39	51	16	90	14	13	4	7	200		

FG % 1st Half: 16-33 48.5% 2nd half: 16-30 53.3% Game: 32-63 50.8% Deadball Rebounds 21  
 3FG % 1st Half: 5-10 50.0% 2nd half: 5-9 55.6% Game: 10-19 52.6%  
 FT % 1st Half: 4-6 66.7% 2nd half: 12-15 80.0% Game: 16-21 76.2%

Officials: Eric Anderson, Ken Clark, Troy Pope  
 Technical fouls: Belmont-None. Xavier-None.  
 Attendance: 9761

Score by periods	1st	2nd	Total
Belmont	25	24	49
Xavier	41	49	90

**Official Basketball Box Score -- GAME TOTALS -- FINAL STATISTICS**  
 Creighton vs Xavier  
 12/05/07 8:00 PM at Cincinnati, Ohio (Cintas Center)

Creighton 66 • 5-1

#	Player	Total			3-Ptr			Rebounds			PF	TP	A	TO	Blk	Stl	Min
		FG-FGA	FG-FGA	FT-FTA	FG-FGA	FG-FGA	FT-FTA	Off	Def	Tot							
13	Millard, Chad	f	2-6	2-4	0-0	1	4	5	1	6	0	0	2	1	24		
50	Watts, Dane	f	4-9	1-3	0-3	1	1	2	3	9	1	2	0	0	20		
12	Dotzler, Josh	g	4-4	0-0	0-0	0	6	6	4	8	5	1	0	2	27		
20	Hibma, Pierce	g	2-5	0-3	0-0	1	1	2	3	4	1	1	0	1	14		
34	Bahe, Nick	g	3-6	2-2	0-0	0	2	2	2	8	0	1	0	0	20		
03	Witter, Gavell	g	1-4	1-2	1-2	0	1	1	1	4	2	4	0	0	18		
10	Stinnett, P.Allen	g	6-8	0-1	0-0	1	2	3	3	12	2	3	0	3	20		
14	Woodfox, Booker	g	4-13	1-7	0-0	0	0	0	0	9	2	2	0	0	19		
15	Korver, Kaleb	g	0-0	0-0	0-0	0	0	0	0	0	0	1	0	0	6		
25	Lawson Jr., Kenny	g	1-4	0-0	2-2	1	1	2	0	4	0	0	2	0	12		
32	Harriman, Casey	g	0-0	0-0	0-0	1	1	2	1	0	1	0	0	1	14		
41	Walker, Kenton	g	1-2	0-1	0-0	0	1	1	2	2	1	1	0	0	6		
	Team					2	1	3									
	Totals		28-61	7-23	3-7	8	21	29	20	66	15	17	4	8	200		

FG % 1st Half: 12-28 42.9% 2nd half: 16-33 48.5% Game: 28-61 45.9% Deadball Rebounds 3  
 3FG % 1st Half: 7-13 53.8% 2nd half: 0-10 0.0% Game: 7-23 30.4%  
 FT % 1st Half: 1-2 50.0% 2nd half: 2-5 40.0% Game: 3-7 42.9%

Xavier 79 • 7-1

#	Player	Total			3-Ptr			Rebounds			PF	TP	A	TO	Blk	Stl	Min
		FG-FGA	FG-FGA	FT-FTA	FG-FGA	FG-FGA	FT-FTA	Off	Def	Tot							
01	DUNCAN, Josh	f	0-6	0-1	2-2	2	3	5	2	2	0	1	1	0	30		
05	BROWN, Derrick	f	5-6	0-0	3-3	4	4	8	3	13	1	5	1	1	24		
11	RAYMOND, B.J.	f	6-9	3-4	0-0	0	3	3	1	15	0	0	0	0	30		
24	LAVENDER, Drew	g	9-13	4-6	6-6	0	1	1	0	28	10	3	0	2	35		
34	BURRELL, Stanley	g	2-7	0-0	2-2	0	2	2	3	6	4	2	0	3	34		
02	GRAVES, Adrien	g	0-1	0-1	0-0	0	3	3	0	0	0	0	0	0	11		
20	ANDERSON, C.J.	g	4-8	0-0	3-5	1	3	4	3	11	1	5	0	0	20		
25	JACKSON, Dante	g	0-1	0-0	0-0	0	1	1	0	0	0	0	0	0	5		
31	LOVE, Jason	g	1-3	0-0	2-2	0	2	2	2	4	1	1	2	0	11		
	Team					1	2	3									
	Totals		27-54	7-12	18-20	8	24	32	14	79	17	17	4	6	200		

FG % 1st Half: 17-29 58.6% 2nd half: 10-25 40.0% Game: 27-54 50.0% Deadball Rebounds 0.2  
 3FG % 1st Half: 6-7 85.7% 2nd half: 1-5 20.0% Game: 7-12 58.3%  
 FT % 1st Half: 7-8 87.5% 2nd half: 11-12 91.7% Game: 18-20 90.0%

Officials: Mike Roberts, Lamar Simpson, Gene Steratore  
 Technical fouls: Creighton-None. Xavier-None.  
 Attendance: 10250

Score by periods	1st	2nd	Total
Creighton	32	34	66
Xavier	47	32	79



**Game #9**  
**Cincinnati 59**  
**No. 17 Xavier 64**  
 Wednesday, December 12, 2007  
 Cintas Center

Overall 8-1 A-10 0-0 Streak W7

**Game #10**  
**No. 17 Xavier 55**  
**Arizona State 77**  
 Saturday, December 15, 2007  
 Wells Fargo Arena (Tempe, Ariz.)

Overall 8-2 A-10 0-0 Streak L1

Xavier sophomore **Derrick Brown**, who finished with a career-high 17 points to go with six rebounds, led a late Xavier surge as XU avoided the upset bid of its crosstown rival. Brown scored 11 of his game-high 17 points in the decisive final 6:43 of action. Despite a 32.1 percent shooting effort, Xavier managed a four-point, 29-25, lead at halftime. Senior **Josh Duncan**, who finished with 11 points despite missing the final 10:46 after going down with an injury, hit a three-pointer just prior to the first-half buzzer. Xavier led by six points, 35-29, with 16 minutes left. UC outscored a cold-shooting Musketeer squad 19-8, though, over the next nine minutes to take a 48-43 lead with 6:53 left. That's when Brown took over for the Musketeers offensively. A Brown jumper and tip-in on successive possessions cut the lead to 48-47. Then junior **B.J. Raymond** found sophomore **Jason Love** under the basket and Love slammed it home to complete the 6-0 run and give XU a 49-48 lead with five minutes left. UC grabbed the lead back at 50-49 but Brown answered again with a jumper in the lane to put XU ahead 51-50 with 3:53 left. The Bearcats answered with a three-pointer to go back in front 53-51 at 3:23. Junior **C.J. Anderson** grabbed an offensive rebound on XU's next possession and put it back in to tie the score at 53-all. Senior **Drew Lavender**, who finished with 12 points and five assists, recorded his second career blocked shot on a potential go-ahead layup by UC's Deonta Vaughn. A dunk by Brown on XU's ensuing possession put XU back in front for good at 55-53 with 2:01 left. A pair of Brown free throws extended the lead to 57-53 and a pair of free throws by senior **Stanley Burrell** completed the XU 8-0 run, giving XU a 59-53 lead with 36 seconds left.



The Musketeers opened the game with a dunk by sophomore **Derrick Brown** and three-pointers by junior **B.J. Raymond** and senior **Drew Lavender**, jumping out to an 8-0 lead after 90 seconds. That's was pretty much the end of the good news for XU the rest of the afternoon. ASU called timeout and answered with a 12-3 run to take a 12-11 lead. After Xavier rallied to take an 18-12 lead, ASU went on a 15-2 run to take the lead back for good at 27-20 with 6:37 left in the half. ASU shot 62 percent in the first half on its way to a 33-28 halftime lead, which marked the first time Xavier had trailed at the intermission the entire season. The Sun Devils picked up where they left off when the second half started, going on a 13-5 run to open up a 13-point, 46-33, lead with 15 minutes left. XU never got the lead under double digits after that point. XU had actually begun the game by hitting its first four shots, including two Raymond three-pointers. But Xavier shot just 30.6 percent from the floor for the game, XU's worst shooting night since the 2004-05 season, including 21.9 percent in the second half. ASU, meanwhile, shot 59.5 percent from the floor, including 52.6 percent from beyond the arc. The 59.5 percent shooting was the best by an XU opponent since an undefeated Saint Joseph's squad shot 60 percent in a game in the 2003-04 season. That SJU team was undefeated most of the season and went on to the Elite 8 as XU did. ASU was the first team to shoot 50 percent against Xavier this season. The loss snapped XU's seven-game winning streak. Raymond, despite missing his last eight three-point attempts and finishing 2-of-10 behind the arc, led Xavier with 12 points to go with six rebounds.



**Official Basketball Box Score -- GAME TOTALS -- FINAL STATISTICS**  
 Cincinnati vs Xavier  
 12/12/07 7:00 PM at Cincinnati, Ohio (Cintas Center)

**Cincinnati 59 • 4-5**

#	Player	Total		3-Ptr		FT-FTA		Rebounds		PF	TP	A	TO	Blk	Stl	Min.
		FG-FGA	FG-FGA	FG-FGA	FT-FTA	Off	Def	Tot								
45	WILLIAMSON, John	f	3-6	0-0	3-5	4	5	9	1	9	0	2	0	1	33	
44	HRVCANIUK, Adam	c	3-10	0-0	0-0	3	6	9	2	6	1	4	0	0	32	
01	GENTRY, Marvin	f	1-2	1-1	0-0	1	1	2	2	3	1	0	0	0	17	
05	VAUGHN, Deonta	g	3-11	2-5	2-2	1	1	2	4	10	5	4	0	2	27	
05	WARREN, Jamal	g	5-16	0-1	0-1	4	5	2	10	7	1	0	1	0	38	
10	SIKES, Marcus	g	0-1	0-1	0-0	1	3	4	0	2	0	0	0	0	11	
11	DAVIS, Larry	g	3-8	3-5	0-0	0	1	1	1	9	0	0	0	0	11	
15	WILKS, Darnell	g	1-2	0-1	0-0	0	1	1	2	2	0	0	0	0	5	
22	BISHOP, Rashad	g	2-8	2-4	2-2	1	1	2	2	8	1	1	0	0	22	
30	McCLAIN, Anthony	g	1-1	0-0	0-0	1	1	2	0	2	0	0	0	0	4	
Team						5	1	6								
Totals			22-65	8-18	7-10	18	25	43	16	59	17	12	0	6	200	

FG % 1st Half: 9-31 29.0% 2nd half: 13-34 38.2% Game: 22-65 33.8%  
 3FG % 1st Half: 1-5 20.0% 2nd half: 7-13 53.8% Game: 8-18 44.4%  
 FT % 1st Half: 6-9 66.7% 2nd half: 1-1 100.0% Game: 7-10 70.0%

**Xavier 64 • 8-1**

#	Player	Total		3-Ptr		FT-FTA		Rebounds		PF	TP	A	TO	Blk	Stl	Min.
		FG-FGA	FG-FGA	FG-FGA	FT-FTA	Off	Def	Tot								
01	DUNCAN, Josh	f	5-11	1-7	0-0	1	3	4	2	11	0	3	1	1	25	
05	BROWN, Derrick	f	5-10	0-2	7-8	1	5	6	2	17	0	2	0	0	33	
11	RAYMOND, B.J.	g	1-4	1-4	0-0	3	5	8	3	3	1	2	0	4	29	
24	LAVENDER, Drew	g	4-11	2-8	2-2	0	3	3	2	12	5	2	1	1	39	
34	BURRELL, Stanley	g	2-10	2-5	4-4	1	1	2	10	1	0	0	0	0	32	
02	GRAVES, Adrian	g	0-0	0-0	0-0	0	1	1	1	0	1	0	1	0	4	
20	ANDERSON, C.J.	g	3-8	0-0	1-2	3	4	7	2	7	3	2	0	1	25	
31	LOVE, Jason	g	2-3	0-0	0-0	2	3	5	1	4	0	1	2	0	13	
Team						1	1	2								
Totals			22-57	6-26	14-16	12	26	38	15	64	11	12	5	7	200	

FG % 1st Half: 9-28 32.1% 2nd half: 13-29 44.8% Game: 22-57 38.6%  
 3FG % 1st Half: 5-16 31.3% 2nd half: 1-10 10.0% Game: 6-26 23.1%  
 FT % 1st Half: 6-6 100.0% 2nd half: 8-10 80.0% Game: 14-16 87.5%

Officials: Ed Corbett, Pat Driscoll, Mike Kites  
 Technical fouls: Cincinnati-WARREN, Jamal. Xavier-BURRELL, Stanley.  
 Attendance: 10250

Score by periods	1st	2nd	Total
Cincinnati	25	34	59
Xavier	29	35	64

**Official Basketball Box Score -- GAME TOTALS -- FINAL STATISTICS**  
 Xavier vs Arizona State  
 12-15-07 2:00 P.M. MT at Wells Fargo Arena, Ned Wulk Court, Tempe

**Xavier 55 • 8-2**

#	Player	Total		3-Ptr		FT-FTA		Rebounds		PF	TP	A	TO	Blk	Stl	Min.
		FG-FGA	FG-FGA	FG-FGA	FT-FTA	Off	Def	Tot								
05	BROWN, Derrick	f	3-5	0-0	2-2	2	4	6	1	8	1	1	0	0	29	
11	RAYMOND, B.J.	f	5-14	2-10	0-0	2	4	6	2	12	1	2	0	1	30	
01	DUNCAN, Josh	g	0-0	0-0	0-0	0	0	0	0	0	0	0	0	0	5	
24	LAVENDER, Drew	g	3-11	2-6	2-2	1	4	5	2	10	2	2	0	2	32	
34	BURRELL, Stanley	g	2-10	1-3	6-6	1	0	1	1	11	4	1	0	0	34	
02	GRAVES, Adrian	g	0-4	0-3	0-0	0	1	1	0	0	0	0	0	0	11	
04	BRONSON, Charles	g	1-1	0-0	0-0	0	0	0	1	2	0	0	0	0	3	
20	ANDERSON, C.J.	g	3-9	0-0	1-1	3	0	3	2	7	1	2	0	1	27	
25	JACKSON, Dante	g	0-3	0-2	1-2	0	0	0	3	1	1	1	0	1	6	
31	LOVE, Jason	g	2-5	0-0	0-2	7	1	8	4	4	0	0	0	0	23	
Team						0	0	0								
Totals			19-62	5-24	12-15	16	14	30	16	55	10	10	0	5	200	

FG % 1st Half: 12-30 40.0% 2nd half: 7-32 21.9% Game: 19-62 30.6%  
 3FG % 1st Half: 4-10 40.0% 2nd half: 1-14 7.1% Game: 5-24 20.8%  
 FT % 1st Half: 0-2 0.0% 2nd half: 12-13 92.3% Game: 12-15 80.0%

**Arizona State 77 • 7-2**

#	Player	Total		3-Ptr		FT-FTA		Rebounds		PF	TP	A	TO	Blk	Stl	Min.
		FG-FGA	FG-FGA	FG-FGA	FT-FTA	Off	Def	Tot								
04	Pendergraph, Jeff	f	4-7	0-0	1-2	2	10	12	2	9	1	2	1	0	0	32
30	Kuksiks, Rihards	f	0-1	0-0	0-0	0	0	0	0	0	1	0	0	2	9	
03	Abbott, Ty	g	7-10	5-8	0-0	0	6	6	2	19	0	1	0	2	26	
10	McMillan, Jamelle	g	1-1	1-1	0-0	0	0	0	4	3	4	4	0	0	14	
13	Harden, James	g	4-9	1-3	7-7	1	1	2	2	16	2	3	0	1	39	
02	Boateng, Eric	g	1-1	0-0	1-2	1	0	1	2	3	0	3	0	0	8	
12	Glasser, Derek	g	2-3	0-1	4-4	0	2	2	2	8	5	2	0	2	26	
14	Polk, Christian	g	1-1	0-0	0-1	0	1	1	3	2	1	0	1	0	15	
44	Shipp, Jerren	g	5-9	3-6	4-4	1	6	7	2	17	0	2	0	0	31	
Team						1	2	3								
Totals			25-42	10-19	17-22	6	28	34	19	77	14	16	4	7	200	

FG % 1st Half: 13-21 61.9% 2nd half: 12-21 57.1% Game: 25-42 59.5%  
 3FG % 1st Half: 3-8 37.5% 2nd half: 7-11 63.6% Game: 10-19 52.6%  
 FT % 1st Half: 4-7 57.1% 2nd half: 13-15 86.7% Game: 17-22 77.3%

Officials: Mike Scypfers, Kevin Brill, Frank Harvey III  
 Technical fouls: Xavier-None. Arizona State-None.  
 Attendance: 7951

Score by periods	1st	2nd	Total
Xavier	28	27	55
Arizona State	33	44	77





**Game #11**  
**No. 12 Tennessee 82**  
**Xavier 75**  
 Saturday, December 22, 2007  
 Cintas Center

Overall 8-3 A-10 0-0 Streak L2

Xavier (No. 24 ESPN/USA Today) looked like they were headed to another victory over a Top 15 opponent. XU, which had already beaten then-No. 8 Indiana by 15 points in November, led No. 12 Tennessee by four points, 73-69, with 3:40 left. Turnovers did in the Musketeers down the stretch, though, as Tennessee outscored XU 13-2 over the final 3:38 to snatch the 82-75 victory at sold out Cintas Center. Xavier finished with a season-high 21 turnovers, four coming in the fateful final four minutes. The loss snapped XU's 14-game home court winning streak. Senior **Stanley Burrell** scored 18 points to lead the Musketeers, who went 24-of-27 from the free throw line but couldn't overcome their turnovers in the closing minutes. Turnovers on consecutive possessions helped Tennessee pull ahead. XU actually started the game as slow as it ended it. XU trailed 9-2 and 19-8 early in the game before battling back to a 39-36 deficit at halftime. The Musketeers took control of the early part of the second half, taking their largest lead at 54-49 with 12:40 left when Burrell connected on a three-pointer. UT answered with an 11-2 run to go up 60-56 at the 9:25 mark. Then it was XU's turn with a 7-0 run that put XU ahead 63-60 at 7:27 when junior **C.J. Anderson** scored on a driving layup. That's the way the second half went. Unfortunately for XU, the last and most important run belonged to the visitors. Sophomore **Derrick Brown** recorded a double-double for the Musketeers with 12 points and 10 rebounds, his second of the season and his career.



**Game #12**  
**Delaware State 33**  
**Xavier 65**  
 Friday, December 28, 2007  
 Cintas Center

Overall 9-3 A-10 0-0 Streak W1

Xavier rolled to a 65-33 win over Delaware State, snapping a two-game losing streak. That's not the only streak that came to an end. Prior to this game Xavier had started the same lineup nine games in a row (**Drew Lavender, Stanley Burrell, Josh Duncan, Derrick Brown** and **B.J. Raymond**). That streak also came to an end against Delaware State. Sophomore **Jason Love** made his first career start, contributing a career-high 10 points to go with a career-high tying 9 rebounds. Junior **C.J. Anderson** started his first game since the season's second game, contributing 12 points and six rebounds. Sophomore **Derrick Brown** earned game-high scoring honors with 13 points. Xavier's defense was the real story of the night. Xavier held Delaware State to 33 points, the lowest by an XU opponent since the introduction of the shot clock in the 1985-86 season. The last time an XU opponent scored less than 33 points was in a 30-28 loss to Oklahoma City in a Midwestern City Conference clash at XU's Schmidt Fieldhouse in the 1981-82 season. Every Xavier player on the active roster played at least three minutes in the game. In fact, nine Xavier players played at least 18 minutes but no Xavier player played more than 24 minutes. The starters averaged 20.8 minutes per player.



**Official Basketball Box Score -- GAME TOTALS -- FINAL STATISTICS**  
**Tennessee vs Xavier**  
**12/22/07 2:00 PM at Cincinnati, Ohio (Cintas Center)**

**Tennessee 82 • 11-1**

#	Player	Total			Rebounds			PF	TP	A	TO	Blk	Stl	Min	
		FG-FGA	3-PT-FGA	FT-FTA	Off	Def	Tot								
01	Tyler Smith	f	5-9	0-2	2-2	1	2	3	4	12	2	0	1	3	25
04	Wayne Chism	f	5-8	2-4	0-0	1	3	4	2	12	1	1	1	3	27
02	JaJuan Smith	g	1-5	0-4	4-4	1	4	5	3	6	4	6	0	2	32
05	Chris Lofton	g	3-12	1-5	2-3	0	5	5	1	9	3	1	0	1	28
15	Jordan Howell	g	1-2	1-1	2-2	0	1	1	3	5	2	0	0	1	19
12	Ramar Smith	g	4-4	0-0	1-2	1	0	1	0	9	3	1	0	4	21
22	Steven Pearl	g	0-0	0-0	0-0	0	0	0	0	0	0	0	0	0	0
30	J.P. Prince	g	9-14	1-2	4-5	1	1	2	1	23	1	0	0	1	20
33	Brian Williams	g	0-2	0-0	0-0	1	1	2	4	0	1	0	0	0	12
34	Ryan Childress	g	3-7	0-2	0-2	2	0	2	3	6	0	1	1	0	16
	Team					1	0	1							
	<b>Totals</b>		<b>31-63</b>	<b>5-20</b>	<b>15-20</b>	<b>9</b>	<b>17</b>	<b>26</b>	<b>21</b>	<b>82</b>	<b>17</b>	<b>10</b>	<b>3</b>	<b>15</b>	<b>200</b>

FG % 1st Half: 15-29 51.7% 2nd half: 16-34 47.1% Game: 31-63 49.2% Deadball Rebounds 0,1  
 3FG % 1st Half: 3-9 33.3% 2nd half: 2-11 18.2% Game: 5-20 25.0%  
 FT % 1st Half: 6-8 75.0% 2nd half: 9-12 75.0% Game: 15-20 75.0%

**Xavier 75 • 8-3**

#	Player	Total			Rebounds			PF	TP	A	TO	Blk	Stl	Min	
		FG-FGA	3-PT-FGA	FT-FTA	Off	Def	Tot								
01	DUNCAN, Josh	f	3-12	0-7	0-0	1	4	5	2	6	2	2	1	0	30
05	BROWN, Derrick	f	2-2	0-0	8-8	3	7	10	4	12	0	5	0	0	29
11	RAYMOND, B.J.	f	3-5	2-3	0-0	0	4	4	3	8	0	1	0	1	25
24	LAVENDER, Drew	g	2-8	0-3	4-4	0	2	2	1	8	6	3	0	0	38
34	BURRELL, Stanley	g	5-10	3-5	5-5	0	2	2	3	18	0	4	1	2	33
02	GRAVES, Adrion	g	1-1	0-0	0-0	0	0	0	1	2	0	0	0	0	3
20	ANDERSON, C.J.	g	4-8	0-0	4-6	2	4	6	3	12	1	5	0	0	25
31	LOVE, Jason	g	3-4	0-0	3-4	5	3	8	1	9	1	1	3	0	17
	Team					1	1	2							
	<b>Totals</b>		<b>23-50</b>	<b>5-18</b>	<b>24-27</b>	<b>12</b>	<b>27</b>	<b>39</b>	<b>19</b>	<b>75</b>	<b>10</b>	<b>21</b>	<b>5</b>	<b>3</b>	<b>200</b>

FG % 1st Half: 12-25 48.0% 2nd half: 11-25 44.0% Game: 23-50 46.0% Deadball Rebounds 0,1  
 3FG % 1st Half: 2-8 25.0% 2nd half: 3-10 30.0% Game: 5-18 27.8%  
 FT % 1st Half: 10-13 76.9% 2nd half: 14-14 100.0% Game: 24-27 88.9%

Officials: James Breeding, Eugene Crawford, Jr., Joe Lindsay  
 Technical fouls: Tennessee-TEAM. Xavier-TEAM.  
 Attendance: 10250

Score by periods	1st	2nd	Total
Tennessee	39	43	82
Xavier	36	39	75

**Official Basketball Box Score -- GAME TOTALS -- FINAL STATISTICS**  
**Delaware State vs Xavier**  
**12/28/07 7:00 PM at Cincinnati, Ohio (Cintas Center)**

**Delaware State 33 • 3-8**

#	Player	Total			Rebounds			PF	TP	A	TO	Blk	Stl	Min	
		FG-FGA	3-PT-FGA	FT-FTA	Off	Def	Tot								
35	DICKENS, Joe	f	3-6	0-1	1-3	2	1	3	1	7	2	2	0	2	27
55	SANDIDGE, Frisco	f	0-3	0-2	0-0	0	1	1	3	0	0	0	0	0	13
02	WELCHER, Trevor	g	0-0	0-0	0-0	0	0	0	0	0	0	2	0	0	6
30	NEAL, Marcus	g	0-4	0-2	0-0	1	0	1	2	0	3	1	0	0	28
45	BRIGHT, Roy	g	1-13	0-4	0-0	0	6	6	3	2	1	0	1	0	34
05	SMITH, Tremaine	g	0-0	0-0	0-0	0	0	0	0	0	0	1	0	0	1
25	SMITH, Melvin	g	1-3	0-0	0-0	1	1	2	0	2	1	1	0	1	10
11	MOSLEY, Darrell	g	0-0	0-0	0-0	0	0	0	0	0	0	0	0	0	7
20	WHITE, Kyle	g	0-1	0-1	1-2	0	1	1	0	1	3	0	0	1	18
21	D'AGOSTINO, Mark	g	0-1	0-0	0-0	0	2	2	1	0	0	0	0	0	4
23	JACKSON, Greg	g	0-0	0-0	0-0	0	0	0	0	0	0	0	0	0	1
32	JOHNSON, Donald	g	2-6	2-6	0-0	1	2	3	0	6	1	1	0	0	20
33	CHAVIS, Jerald	g	4-6	4-5	0-0	0	0	0	0	12	0	1	0	1	14
34	DOUSE, Chris	g	1-2	1-1	0-0	0	1	1	2	3	0	0	1	1	11
44	PARKE, Terrence	g	0-1	0-0	0-0	0	0	0	1	0	0	0	0	0	6
	Team					0	0	0							
	<b>Totals</b>		<b>12-46</b>	<b>7-22</b>	<b>2-5</b>	<b>5</b>	<b>15</b>	<b>20</b>	<b>13</b>	<b>33</b>	<b>11</b>	<b>10</b>	<b>2</b>	<b>6</b>	<b>200</b>

FG % 1st Half: 6-23 26.1% 2nd half: 6-23 26.3% Game: 12-46 26.1% Deadball Rebounds 0  
 3FG % 1st Half: 4-8 50.0% 2nd half: 3-14 21.4% Game: 7-22 31.8%  
 FT % 1st Half: 1-2 50.0% 2nd half: 1-3 33.3% Game: 2-5 40.0%

**Xavier 65 • 9-3**

#	Player	Total			Rebounds			PF	TP	A	TO	Blk	Stl	Min	
		FG-FGA	3-PT-FGA	FT-FTA	Off	Def	Tot								
05	BROWN, Derrick	f	5-7	0-0	3-3	2	2	4	4	13	1	3	1	1	22
20	ANDERSON, C.J.	f	6-7	0-0	0-2	2	4	6	1	12	1	3	0	1	24
31	LOVE, Jason	c	4-6	0-0	2-4	5	4	9	1	10	1	2	0	0	18
24	LAVENDER, Drew	g	4-6	3-5	0-0	0	4	4	0	11	3	1	0	2	22
34	BURRELL, Stanley	g	1-6	0-1	0-0	0	0	0	1	2	4	0	0	1	18
01	DUNCAN, Josh	g	1-1	1-1	5-6	1	6	7	0	8	0	0	0	0	19
02	GRAVES, Adrion	g	1-4	0-3	0-0	0	5	5	0	2	3	0	0	0	22
04	BRONSON, Charles	g	1-2	0-0	0-0	0	2	2	2	2	0	1	0	1	6
11	RAYMOND, B.J.	g	1-6	1-5	0-0	0	3	3	1	3	1	1	0	1	21
13	DUGKETT, Stephen	g	0-2	0-1	0-0	0	0	0	0	0	0	0	0	0	3
25	JACKSON, Dante	g	0-3	0-2	0-0	0	1	1	0	0	1	0	1	0	3
33	HUGHES, Joe	g	1-1	0-0	0-0	2	0	2	1	2	0	0	0	0	7
	Team					2	1	3							
	<b>Totals</b>		<b>25-51</b>	<b>5-18</b>	<b>10-15</b>	<b>14</b>	<b>32</b>	<b>46</b>	<b>11</b>	<b>65</b>	<b>15</b>	<b>11</b>	<b>3</b>	<b>6</b>	<b>200</b>

FG % 1st Half: 14-25 56.0% 2nd half: 11-26 42.3% Game: 25-51 49.0% Deadball Rebounds 2  
 3FG % 1st Half: 5-10 50.0% 2nd half: 0-8 0.0% Game: 5-18 27.8%  
 FT % 1st Half: 7-10 70.0% 2nd half: 3-5 60.0% Game: 10-15 66.7%

Officials: Roger Ayers, John Gwynn, Mike Szanzere  
 Technical fouls: Delaware State-None. Xavier-None.  
 Attendance: 9934

Score by periods	1st	2nd	Total
Delaware State	17	16	33
Xavier	40	25	65



**Game #13**  
**Xavier 103**  
**Kansas State 77**  
 Monday, December 31, 2007  
 U.S. Bank Arena (Cincinnati, Ohio)

Overall 10-3 A-10 0-0 Streak W2

Xavier jumped out to a 14-0 lead and never looked back as it drilled the Wildcats by 26 points, 103-77. With XU leading 14-5 at 13:48, the Musketeers took complete control with a 16-2 run to take a 30-7 lead at 6:54. XU led 44-25 at halftime. KSU scored the first five points of the second half to cut the lead to 14 points at 44-30 with 19:13 left but it was as close as the Wildcats would get. An XU 6-0 run quickly got the lead to 20 points at 50-30 and XU would lead by as many as 30 points in the second half. This game marked the first time that Xavier had reached the 100-point mark since a 2001-02 victory over Long Island. Senior **Drew Lavender** scored 21 points and had four assists to lead seven Xavier players in double figures in scoring. Sophomore **Derrick Brown** scored 14 points and grabbed a game-high tying 12 rebounds, recording his third double-double of the season and his second in the last three games. Senior **Stanley Burrell** scored 12 points while dishing off a career-high eight assists. Sophomore **Jason Love** scored a career-high 11 points, his third straight game posting a career-high point total. Juniors **C.J. Anderson** (14) and **B.J. Raymond** (11) and senior **Josh Duncan** (13) also scored in double figures. Xavier's defense held KSU freshman sensation Michael Beasley to a season-low five points.



**Game #14**  
**Virginia 70**  
**Xavier 108**  
 Thursday, January 3, 2008  
 Cintas Center

Overall 11-3 A-10 0-0 Streak W3

Xavier jumped out to a big lead early for the third straight game and rolled to a comfortable victory over last season's ACC Co-Champions. A dunk by sophomore **Derrick Brown** got the party started with a 2-0 lead. Before the teams had reached the eight-minute media timeout the Musketeers had opened up a 26-point, 38-12, lead at the 8:27 mark. XU took a 61-30 lead into the locker room at halftime on its way to an impressive 108-70 win. The 108 points marked the most by an XU team since a 108-57 win over Long Island in the 2001-02 season. It was the first time since 1995-96 and just the sixth time in history that XU had posted back-to-back 100-point games. Xavier shot a season-high 63.8 percent from the field, including hitting a school record-tying 16 three-pointers out of 26 attempts for 61.5 percent. The high percentage was due in no small part to a season-high 27 assists. The Musketeers outrebounded Virginia 32-30, a significant stat in that the Cavaliers led the nation in rebound margin coming into the game. For the second straight game and just the fourth time on record at Xavier, the Musketeers placed seven players in double figures in scoring. The senior guard tandem of **Stanley Burrell** and **Drew Lavender** combined for 28 points, 13 assists and just one turnover.



**Official Basketball Box Score -- GAME TOTALS -- FINAL STATISTICS**  
 Kansas State vs Xavier  
 12/31/07 7:00 PM at Cincinnati, Ohio (U.S. Bank Arena)

**Kansas State 77 • 9-4**

#	Player	Total			3-Ptr			Rebounds			PF	TP	A	TO	Blk	Stl	Min
		FG	FGA	FT	FTA	Off	Def	Tot									
04	Gilbert, Andre	f	0-0	0-0	0-0	0	0	0	2	0	0	0	0	0	0	3	
12	Walker, Bill	f	13-23	2-7	3-5	3	3	6	4	31	3	6	1	1	34		
30	Beasley, Michael	f	1-6	0-3	3-6	3	9	12	3	5	1	5	2	1	32		
02	Young, Blake	g	3-6	0-3	0-0	1	0	1	5	0	2	1	0	1	27		
05	Stewart, Clint	g	3-6	2-3	2-2	2	2	4	4	1	5	2	0	0	32		
00	Pullen, Jacob	g	1-5	0-3	2-2	0	1	1	1	4	2	1	0	0	12		
01	Brown, Fred	g	9-11	5-6	2-2	1	0	1	2	25	0	1	0	0	24		
23	Sutton, Dominique	g	0-2	0-0	0-0	2	0	2	3	0	2	0	0	1	12		
31	Merriwether, Chris	g	0-0	0-0	0-0	1	0	1	1	0	1	0	0	1	5		
40	Anderson, Ron	g	1-2	0-0	0-2	1	1	2	3	2	1	0	1	1	12		
42	Kent, Darren	g	0-2	0-0	0-0	0	2	2	0	1	0	0	0	0	7		
	Team					2	0	2									
	<b>Totals</b>		<b>28-63</b>	<b>9-25</b>	<b>12-19</b>	<b>16</b>	<b>18</b>	<b>34</b>	<b>28</b>	<b>77</b>	<b>18</b>	<b>16</b>	<b>4</b>	<b>6</b>	<b>200</b>		

FG % 1st Half: 8-28 28.6% 2nd half: 20-35 57.1% Game: 28-63 44.4% Deadball Rebounds 3  
 3FG % 1st Half: 1-7 14.3% 2nd half: 8-18 44.4% Game: 9-25 36.0%  
 FT % 1st Half: 8-12 66.7% 2nd half: 4-7 57.1% Game: 12-19 63.2%

**Xavier 103 • 10-3**

#	Player	Total			3-Ptr			Rebounds			PF	TP	A	TO	Blk	Stl	Min
		FG	FGA	FT	FTA	Off	Def	Tot									
05	BROWN, Derrick	f	6-8	0-0	2-2	4	8	12	3	14	0	0	0	1	24		
20	ANDERSON, C.J.	f	3-8	0-0	8-13	3	1	4	3	14	1	1	1	2	23		
34	BURRELL, Stanley	f	3-5	2-3	4-5	1	1	2	0	12	8	1	0	0	28		
31	LOVE, Jason	c	4-8	0-0	3-4	4	3	7	1	11	1	2	1	2	23		
24	LAVENDER, Drew	g	8-12	2-3	3-3	0	0	2	21	4	1	0	0	0	29		
01	DUNCAN, Josh	g	4-7	3-5	2-2	0	2	2	4	13	0	1	0	1	11		
02	GRAVES, Adrien	g	0-0	0-0	0-0	0	2	2	1	0	2	1	1	1	18		
04	BRONSON, Charles	g	1-1	0-0	0-0	0	1	1	2	2	0	0	0	0	5		
11	RAYMOND, B.J.	g	2-8	1-4	6-6	0	3	3	1	11	0	0	2	1	25		
13	DUCKETT, Stephen	g	0-0	0-0	0-0	0	0	0	0	0	0	1	0	0	3		
25	JACKSON, Dante'	g	1-3	1-2	2-2	0	1	1	0	5	0	1	0	0	8		
33	HUGHES, Joe	g	0-0	0-0	0-0	0	0	0	0	0	0	0	0	0	3		
	Team					3	1	4									
	<b>Totals</b>		<b>32-60</b>	<b>9-17</b>	<b>30-39</b>	<b>15</b>	<b>23</b>	<b>38</b>	<b>17</b>	<b>103</b>	<b>16</b>	<b>9</b>	<b>5</b>	<b>8</b>	<b>200</b>		

FG % 1st Half: 15-32 46.9% 2nd half: 17-28 60.7% Game: 32-60 53.3% Deadball Rebounds 4  
 3FG % 1st Half: 3-8 37.5% 2nd half: 6-9 66.7% Game: 9-17 52.9%  
 FT % 1st Half: 11-13 84.6% 2nd half: 19-26 73.1% Game: 30-39 76.9%

Officials: Mike Eades, Karl Hess, Mike Stuart  
 Technical fouls: Kansas State-None. Xavier-None.  
 Attendance: 5233

Score by periods	1st	2nd	Total
Kansas State	25	52	77
Xavier	44	59	103

**Official Basketball Box Score -- GAME TOTALS -- FINAL STATISTICS**  
 Virginia vs Xavier  
 01/03/08 8:00 PM at Cincinnati, Ohio (Cintas Center)

**Virginia 70 • 10-3**

#	Player	Total			3-Ptr			Rebounds			PF	TP	A	TO	Blk	Stl	Min
		FG	FGA	FT	FTA	Off	Def	Tot									
30	Adrian Joseph	f	2-7	2-6	0-0	2	1	3	0	6	2	1	0	0	18		
32	Mike Scott	f	3-6	0-0	4-5	3	3	6	3	10	0	1	2	0	24		
01	Jeff Jones	g	1-1	0-0	0-0	0	1	1	1	2	0	1	0	0	6		
24	Mamadou Diane	g	2-8	1-3	2-3	1	1	2	1	7	1	0	0	0	17		
44	Sean Singletary	g	5-12	1-3	3-4	1	2	3	4	14	7	2	0	1	33		
02	Mustapha Farrakhan	g	1-5	1-2	0-0	1	0	1	0	3	0	0	0	1	10		
04	Calvin Baker	g	2-7	0-2	3-4	0	2	2	3	7	3	2	0	2	25		
12	Jamill Tucker	g	1-2	0-1	0-0	0	1	1	4	2	0	1	1	1	13		
21	Tunji Sosoye	g	0-1	0-0	0-0	1	0	1	0	0	0	0	0	0	5		
22	Will Sherrill	g	0-0	0-0	0-0	1	1	2	2	0	0	0	0	0	3		
31	Andy Burns	g	0-0	0-0	1-2	0	1	1	0	1	0	0	0	0	4		
34	Ryan Pettinella	g	0-0	0-0	0-0	0	0	0	0	1	0	0	0	1	3		
43	Will Harris	g	2-5	1-1	1-2	2	2	4	2	6	0	1	0	0	16		
45	Solomon Tat	g	3-4	0-0	6-9	2	0	2	1	12	1	2	0	0	16		
55	Jerome Meynsse	g	0-0	0-0	0-0	0	0	0	0	0	0	1	0	0	7		
	Team					1	0	1									
	<b>Totals</b>		<b>22-58</b>	<b>6-18</b>	<b>20-29</b>	<b>15</b>	<b>15</b>	<b>30</b>	<b>22</b>	<b>70</b>	<b>14</b>	<b>12</b>	<b>3</b>	<b>6</b>	<b>200</b>		

FG % 1st Half: 11-26 42.3% 2nd half: 11-32 34.4% Game: 22-58 37.9% Deadball Rebounds 6  
 3FG % 1st Half: 2-9 22.2% 2nd half: 4-9 44.4% Game: 6-18 33.3%  
 FT % 1st Half: 6-7 85.7% 2nd half: 14-22 63.6% Game: 20-29 69.0%

**Xavier 108 • 11-3**

#	Player	Total			3-Ptr			Rebounds			PF	TP	A	TO	Blk	Stl	Min
		FG	FGA	FT	FTA	Off	Def	Tot									
05	BROWN, Derrick	f	4-6	0-1	1-2	1	6	7	1	9	5	4	0	1	22		
20	ANDERSON, C.J.	f	3-4	0-0	6-7	1	5	6	1	12	3	1	0	0	24		
31	LOVE, Jason	c	5-6	0-0	0-0	3	3	6	2	10	0	1	1	2	21		
24	LAVENDER, Drew	g	5-8	2-4	1-1	0	1	1	2	13	8	0	0	1	25		
34	BURRELL, Stanley	g	4-8	3-4	4-4	0	1	1	1	15	5	1	0	0	21		
01	DUNCAN, Josh	g	3-6	3-4	2-2	0	3	3	3	11	2	2	1	0	14		
02	GRAVES, Adrien	g	3-3	2-2	0-0	0	0	0	0	3	1	8	2	0	0		
04	BRONSON, Charles	g	4-5	0-0	3-3	2	1	3	3	11	0	1	0	0	9		
11	RAYMOND, B.J.	g	4-6	4-5	0-0	0	0	0	2	12	1	1	1	0	19		
13	DUCKETT, Stephen	g	0-1	0-1	0-0	0	1	1	2	0	0	0	0	0	5		
25	JACKSON, Dante'	g	2-4	2-4	1-2	0	2	2	2	7	0	1	1	1	15		
33	HUGHES, Joe	g	0-1	0-1	0-0	0	1	1	2	0	1	1	0	0	6		
	Team					1	0	1									
	<b>Totals</b>		<b>37-58</b>	<b>16-26</b>	<b>18-21</b>	<b>8</b>	<b>24</b>	<b>32</b>	<b>22</b>	<b>108</b>	<b>27</b>	<b>13</b>	<b>5</b>	<b>6</b>	<b>200</b>		

FG % 1st Half: 22-33 66.7% 2nd half: 15-25 60.0% Game: 37-58 63.8% Deadball Rebounds 1  
 3FG % 1st Half: 11-15 73.3% 2nd half: 5-11 45.5% Game: 16-26 61.5%  
 FT % 1st Half: 6-6 100.0% 2nd half: 12-15 80.0% Game: 18-21 85.7%

Officials: Jeff Clark, Reggie Greenwood, Bryan Kersey  
 Technical fouls: Virginia-None. Xavier-None.  
 Attendance: 10073

Score by periods	1st	2nd	Total
Virginia	30	40	70
Xavier	61	47	108



**Game #15**  
**Xavier 80**  
**Auburn 57**

Sunday, January 6, 2008  
Beard-Eaves Memorial Coliseum (Auburn, Ala.)

Overall 12-3 A-10 0-0 Streak W4

Xavier rolled to its fourth straight win and its first win of the season on an opponent's home court. For the second straight game Xavier shredded an opponent's zone defense while connecting on a school record-tying 16 three-point field goals, including a personal career-high six from junior **B.J. Raymond**. Raymond led five XU double-figure scorers with 18 points, while hitting 6-of-8 from behind the arc. Senior **Drew Levender** hit 5-of-6 three-pointers on his way to 15 points, while senior **Stanley Burrell** connected on 3-of-6 three-pointers on his way to 13 points. Auburn led 17-16 with 12 minutes left in the first half before XU exploded on a 20-2 run to take a 36-19 lead with five minutes left before intermission. XU led 42-25 at halftime, thanks in great part to 10 three-pointers and the fact that XU's unselfish passing recorded an assist on every one of its 15 first half field goals. Xavier opened the second half a little sluggish as Auburn reeled off 11 straight points to cut the lead to 42-36 with 15:49 left. Xavier answered with a 13-0 run of its own over the next three minutes to extend the lead to 19 points, 55-36, with 13 minutes left. Xavier would extend the lead to as many as 33 points before emptying its bench for the final minutes of action. The win over Auburn concluded the non-conference portion of the Xavier schedule, which was ranked ninth-toughest in the nation.




**Game #16**  
**St. Bonaventure 68**  
**No. 24 Xavier 83**

Wednesday, January 9, 2008  
Cintas Center

Overall 13-3 A-10 1-0 Streak W5

Xavier opened the conference season with a 15-point win, thanks in great part to career efforts from juniors **B.J. Raymond** and **C.J. Anderson**. Raymond hit five three-pointers on his way to a career-high 21 points and three assists. Anderson posted Xavier career highs for points with 21 and rebounds with 11, also earning his first double-double as a Musketeer. Uncharacteristically, they were the only Musketeers to reach double figures in scoring. XU actually has six players that average in double figures in scoring and usually place at least four in each game. Xavier jumped out to an 11-2 lead but St. Bonaventure answered with an 8-0 run to cut the lead to 11-10 with under 13 minutes left before intermission. Xavier got the lead up to 14 points by halftime thanks to 13 first half points from Raymond and nine to go with seven rebounds from Anderson. XU led 51-36 with 17:08 left but three St. Bonaventure three-pointers helped the visitors cut the lead to 53-46 with 13:24 left. XU answered with a 7-0 run to get the lead back up to 14 points at 60-46 with 11 minutes left. The Musketeers led by 23 points by the seven-minute mark. St. Bonaventure offense and XU's sluggish defense helped the Bonnies hang in the game until the middle of the second half. The Bonnies lit up the Xavier defense from three-point range all night, hitting 11-of-18 for 61.1 percent, becoming just the second team all season to even shoot 50 percent from three-point range.



**Official Basketball Box Score -- GAME TOTALS -- FINAL STATISTICS**  
**Xavier vs Auburn**  
01-06-08 2:00 p.m. at Auburn, Ala.

#	Player	Total			3-Ptr			Rebounds			PF	TP	A	TO	Blk	Stl	Min
		FG-FGA	FG-FGA	FT-FTA	FG-FGA	FG-FGA	FT-FTA	Off	Def	Tot							
05	BROWN, Derrick	f	5-9	0-0	1-1	0	7	7	2	11	3	3	1	1	28		
20	ANDERSON, C.J.	f	1-1	0-0	2-2	0	4	4	2	4	3	2	0	2	21		
31	LOVE, Jason	c	0-0	0-0	2-2	1	4	5	2	2	1	4	0	0	19		
24	LEVENDER, Drew	g	5-7	5-6	0-0	0	1	1	3	15	5	2	0	2	27		
34	BURRELL, Stanley	g	5-10	3-6	0-0	1	2	3	1	13	2	2	0	1	29		
01	DUNCAN, Josh	g	3-6	1-3	5-5	0	5	5	1	12	2	1	0	0	23		
02	GRAVES, Adrion	g	0-2	0-2	0-0	0	1	1	1	0	2	1	0	0	12		
04	BRONSON, Charles	g	0-0	0-0	0-0	0	1	1	0	0	1	1	0	0	3		
11	RAYMOND, B.J.	g	6-8	6-8	0-0	1	2	3	1	18	2	2	0	0	27		
13	DUCKETT, Stephen	g	0-0	0-0	0-0	0	0	0	0	0	0	0	0	0	1		
25	JACKSON, Dante'	g	2-3	1-1	0-0	0	0	0	0	3	5	1	0	0	7		
33	HUGHES, Joe	g	0-0	0-0	0-0	0	0	0	0	0	0	0	0	0	3		
Team																	
Totals			27-46	16-26	10-10	4	28	32	16	80	22	18	1	6	200		
FG % 1st Half: 15-23		65.2%	2nd half: 12-23		52.2%	Game: 27-46		58.7%	Deadball Rebounds								
3FG % 1st Half: 10-16		62.5%	2nd half: 6-10		60.0%	Game: 16-26		61.5%									
FT % 1st Half: 2-2		100.0%	2nd half: 8-8		100.0%	Game: 10-10		100.0%									

**Auburn 57 • 9-3**

#	Player	Total			3-Ptr			Rebounds			PF	TP	A	TO	Blk	Stl	Min
		FG-FGA	FG-FGA	FT-FTA	FG-FGA	FG-FGA	FT-FTA	Off	Def	Tot							
05	Prowell, Quan	f	3-10	0-4	3-4	1	5	6	4	9	1	4	0	1	39		
01	Tolbert, Frank	g	4-9	2-5	1-2	3	1	4	4	11	2	1	0	2	28		
12	Read, DeWayne	g	1-7	0-4	1-1	1	3	4	3	3	6	4	0	2	40		
21	Barrett, Rasheem	g	4-10	3-7	0-0	0	2	2	1	11	2	1	0	0	30		
23	Robertson, Quantez	g	2-6	1-3	2-2	0	2	2	3	7	2	1	1	2	40		
04	Hargrove, Lucas	g	4-5	3-3	0-0	1	0	1	1	11	0	1	0	1	7		
10	Williams, Larry	g	1-4	1-4	0-0	0	0	0	0	3	0	0	0	0	8		
13	Heramb, Matt	g	0-2	0-0	2-2	1	0	1	0	2	0	1	0	0	8		
Team																	
Totals			19-53	10-30	9-11	7	15	22	16	57	13	13	1	8	200		
FG % 1st Half: 9-27		33.3%	2nd half: 10-26		38.5%	Game: 19-53		35.8%	Deadball Rebounds								
3FG % 1st Half: 4-14		28.6%	2nd half: 6-16		37.5%	Game: 10-30		33.3%									
FT % 1st Half: 3-3		100.0%	2nd half: 6-8		75.0%	Game: 9-11		81.8%									

Officials: Karl Hess, James Breeding, Tracy Woodson  
Technical fouls: Xavier-None. Auburn-None.  
Attendance: 4570

Score by periods	1st	2nd	Total
Xavier	42	38	80
Auburn	25	32	57

**Official Basketball Box Score -- GAME TOTALS -- FINAL STATISTICS**  
**St. Bonaventure vs Xavier**  
01/09/08 7:00 PM at Cincinnati, Ohio (Cintas Center)

#	Player	Total			3-Ptr			Rebounds			PF	TP	A	TO	Blk	Stl	Min
		FG-FGA	FG-FGA	FT-FTA	FG-FGA	FG-FGA	FT-FTA	Off	Def	Tot							
05	LEE, Michael	f	8-15	4-5	1-1	4	8	12	3	21	4	4	2	1	40		
50	CARTER, D'Lancy	f	3-4	0-0	0-0	0	4	4	4	6	4	1	0	0	33		
01	FERETTI, Zarryon	g	8-20	5-7	1-2	2	2	4	1	22	5	3	0	2	40		
20	ELEBY, Malcolm	g	4-5	0-0	2-3	0	1	1	4	10	3	3	0	1	31		
24	HALEY, Hillary	g	0-4	0-2	1-2	1	1	2	2	1	0	1	0	0	17		
10	RELPH, Tyler	g	1-3	1-2	2-2	0	1	1	0	5	2	1	0	1	9		
12	BENSON, Tyler	g	1-2	1-2	0-0	0	3	3	2	3	0	1	0	2	25		
33	MORGAN, Matt	g	0-1	0-0	0-0	0	1	1	0	0	0	0	0	0	5		
Team																	
Totals			25-54	11-18	7-10	8	21	29	16	68	18	14	2	7	200		
FG % 1st Half: 11-25		44.0%	2nd half: 14-29		48.3%	Game: 25-54		46.3%	Deadball Rebounds								
3FG % 1st Half: 5-9		55.6%	2nd half: 6-9		66.7%	Game: 11-18		61.1%									
FT % 1st Half: 3-3		100.0%	2nd half: 4-7		57.1%	Game: 7-10		70.0%									

**Xavier 83 • 13-3, 1-0 A-10**

#	Player	Total			3-Ptr			Rebounds			PF	TP	A	TO	Blk	Stl	Min
		FG-FGA	FG-FGA	FT-FTA	FG-FGA	FG-FGA	FT-FTA	Off	Def	Tot							
05	BROWN, Derrick	f	2-3	0-0	2-4	0	4	4	2	6	2	1	0	2	32		
20	ANDERSON, C.J.	f	9-13	0-0	3-7	5	6	11	3	21	2	1	0	1	31		
31	LOVE, Jason	c	1-4	0-0	3-4	3	5	8	3	5	0	1	1	1	22		
24	LEVENDER, Drew	g	3-6	3-6	0-0	0	0	0	3	9	5	1	0	0	28		
34	BURRELL, Stanley	g	2-8	2-6	2-2	1	3	4	1	8	5	1	0	0	33		
01	DUNCAN, Josh	g	3-7	1-3	1-1	1	3	4	1	8	1	4	1	0	18		
02	GRAVES, Adrion	g	2-2	1-1	0-0	0	0	0	0	5	1	1	0	0	10		
11	RAYMOND, B.J.	g	7-14	5-10	2-2	0	2	2	3	21	3	0	1	0	22		
25	JACKSON, Dante'	g	0-1	0-1	0-0	0	0	0	1	0	0	0	0	0	4		
Team																	
Totals			29-58	12-27	13-20	11	23	34	17	83	19	10	3	4	200		
FG % 1st Half: 15-31		48.4%	2nd half: 14-27		51.9%	Game: 29-58		50.0%	Deadball Rebounds								
3FG % 1st Half: 7-14		50.0%	2nd half: 5-13		38.5%	Game: 12-27		44.4%									
FT % 1st Half: 7-9		77.8%	2nd half: 6-11		54.5%	Game: 13-20		65.0%									

Officials: Kevin O'Connell, Mike Roberts, Jackie Sanders  
Technical fouls: St. Bonaventure-None. Xavier-None.  
Attendance: 9610

Score by periods	1st	2nd	Total
St. Bonaventure	30	38	68
Xavier	44	39	83



**Game #17**  
**Fordham 50**  
**No. 24 Xavier 68**  
 Saturday, January 12, 2008  
 Cintas Center

Overall 14-3 A-10 2-0 Streak W6


Xavier won its sixth straight game behind another big night from sharp-shooting junior **B.J. Raymond**. The win also marked Xavier's 100th all-time victory at Cintas Center, which has been XU's home since the 2000-01 season. Raymond scored a game-high 20 points on 7-of-9 shooting from the field, including 5-of-6 shooting from behind the arc. Fordham jumped out to an early 7-2 lead but XU answered with an 11-4 run to take a 13-11 lead at the 13:34 mark of the first half. FU scored four straight to go back up 15-13 at the 11-minute mark but a 12-0 XU run over the next seven minutes gave the Musketeers a 25-15 lead with four minutes left until halftime. XU never trailed after that run and took a 32-26 lead at the break. XU opened the second half with an 8-0 run that started with an off balance leaper for three points from senior **Drew Lavender**. Xavier led 40-26 with 17:41 left. XU led by double digits the rest of the game. Xavier picked up its defense in the second half after allowing Fordham to shoot 50 percent in the first half. XU held Fordham to 34.8 percent shooting in the second half. For the game Xavier shut down the FU perimeter game as the Rams hit just 5-of-22 (.227) from three-point range. Three Musketeers joined Raymond in double figures in scoring with 10 points apiece, including Lavender and senior **Josh Duncan** and sophomore **Derrick Brown**.



**Game #18**  
**No. 20 Xavier 59**  
**Temple 78**  
 Wednesday, January 16, 2008  
 Liacouras Center (Philadelphia, Pa.)

Overall 14-4 A-10 2-1 Streak L1

Xavier saw its six-game winning streak come to an end in Philadelphia despite 14 points and eight rebounds from sophomore **Derrick Brown** and a career-high 13 points from Philly native and sophomore **Jason Love**. XU led by two points with just over 14 minutes left but fell apart down the stretch. TU hit 13 three-pointers for the game, the most against a Xavier team since Creighton hit 13 in a game at Cintas Center in the 2002-03 season (12-31-02). Xavier built an early 19-15 lead by the 12-minute media timeout of the first half. Temple battled back to grab the lead by halftime, though, at 30-27. Xavier opened the second half with a lot of promise, putting together a 7-1 spurt that included a three-point from Brown and four points from Love. XU led 34-31 with 18:19 left. The Musketeers held what proved to be their last lead of the game at 41-39 on a layup by Brown with just under 15 minutes left. Temple led 50-48 at the under 12-minute media timeout. That's when the bottom fell out for Xavier. Temple went on a 10-0 run over the next three minutes and took a 60-48 lead and never looked back. The lead was up to 22 points at the 4:22 mark when XU emptied its bench and played its reserves and walk-ons to end the game against the TU starters.



**Official Basketball Box Score -- GAME TOTALS -- FINAL STATISTICS**  
 Fordham vs Xavier  
 01/12/08 12:00 PM at Cincinnati, Ohio (Cintas Center)

Fordham 50 • 6-8, 0-2 A-10

#	Player	Total			Rebounds			PF	TP	A	TO	Blk	Stl	Min	
		FG-FGA	3-Ptr	FT-FTA	Off	Def	Tot								
30	GREENE, Sebastian	f	2-3	1-2	1-5	2	2	4	4	6	1	2	0	1	23
42	DUNSTON, Bryant	f	7-11	1-3	4-6	3	8	11	2	19	2	3	3	1	39
01	STOUT, Marcus	g	7-13	2-6	0-0	0	3	3	4	16	2	4	0	3	38
14	ANDERSON, Kevin	g	1-2	0-0	0-0	0	1	1	1	2	2	2	0	2	21
24	BUTLER, Brenton	g	1-7	1-6	2-2	0	3	3	5	2	1	0	1	3	33
04	TANNER, Herb	g	0-3	0-3	0-2	0	1	1	1	0	1	1	0	0	10
10	LANDISCH, Dan	g	0-0	0-0	0-0	0	0	0	0	0	0	0	0	3	
20	BECK, Matt	g	0-0	0-0	0-0	0	1	1	0	0	0	0	0	0+	
21	BINNS, Michael	g	0-2	0-1	0-0	1	1	2	1	0	0	0	0	19	
23	MOORE, Mike	g	1-4	0-1	0-0	0	1	1	2	2	0	0	0	14	
25	WING, Zach	g	0-0	0-0	0-0	0	0	0	0	0	0	0	0	0+	
Team						2	1	3			1				
Totals			19-45	5-22	7-15	8	22	30	20	50	10	14	3	8	200

FG % 1st Half: 11-22 50.0% 2nd half: 8-23 34.8% Game: 19-45 42.2% Deadball Rebounds 3  
 3FG % 1st Half: 3-11 27.3% 2nd half: 2-11 18.2% Game: 5-22 22.7%  
 FT % 1st Half: 1-2 50.0% 2nd half: 6-13 46.2% Game: 7-15 46.7%

Xavier 68 • 14-3, 2-0 A-10

#	Player	Total			Rebounds			PF	TP	A	TO	Blk	Stl	Min	
		FG-FGA	3-Ptr	FT-FTA	Off	Def	Tot								
05	BROWN, Derrick	f	2-6	0-1	6-7	0	5	5	2	10	3	1	2	0	28
20	ANDERSON, C.J.	f	3-6	0-0	2-3	2	7	9	2	8	0	3	0	1	25
31	LOVE, Jason	c	1-5	0-0	4-6	3	0	3	2	6	0	0	0	1	15
24	LAVENDER, Drew	g	2-5	2-4	4-4	0	1	1	1	10	5	2	0	1	33
34	BURRELL, Stanley	g	1-4	0-2	2-3	0	2	2	2	4	6	3	1	1	32
01	DUNCAN, Josh	g	4-9	2-5	0-0	2	2	4	2	10	0	1	0	0	21
02	GRAVES, Adrion	g	0-3	0-2	0-0	0	1	1	1	0	0	0	0	9	
04	BRONSON, Charles	g	0-0	0-0	0-0	0	0	0	1	0	0	0	0	1	
11	RAYMOND, B.J.	g	7-9	5-6	1-1	1	4	5	2	20	0	1	0	0	28
13	DUCKETT, Stephen	g	0-0	0-0	0-0	0	0	0	1	0	0	0	0	0+	
25	JACKSON, Dante'	g	0-1	0-1	0-0	0	0	0	1	0	0	0	0	1	
33	HUGHES, Joe	g	0-0	0-0	0-0	0	0	0	0	0	0	0	0	0+	
Team						1	1	2							
Totals			20-48	9-21	19-24	9	23	32	16	68	14	11	3	5	200

FG % 1st Half: 11-24 45.8% 2nd half: 9-24 37.5% Game: 20-48 41.7% Deadball Rebounds 2  
 3FG % 1st Half: 7-13 53.8% 2nd half: 2-8 25.0% Game: 9-21 42.9%  
 FT % 1st Half: 3-4 75.0% 2nd half: 16-20 80.0% Game: 19-24 79.2%

Officials: D.J. Carstensen, Paul Faia, Brent Hampton  
 Technical fouls: Fordham-None. Xavier-None.  
 Attendance: 9938

Score by periods	1st	2nd	Total
Fordham	26	24	50
Xavier	32	36	68

**Official Basketball Box Score -- GAME TOTALS -- FINAL STATISTICS**  
 Xavier vs Temple  
 01/16/08 7:04 pm at Liacouras Center

Xavier 59 • 14-4 (2-1 A10)

#	Player	Total			Rebounds			PF	TP	A	TO	Blk	Stl	Min	
		FG-FGA	3-Ptr	FT-FTA	Off	Def	Tot								
05	BROWN, Derrick	f	5-11	2-2	2-3	4	4	8	2	14	0	0	0	1	30
20	ANDERSON, C.J.	f	0-6	0-0	2-2	1	6	7	2	2	5	2	0	0	29
31	LOVE, Jason	c	4-6	0-0	5-6	4	0	4	4	13	0	1	0	0	21
24	LAVENDER, Drew	g	5-12	1-4	0-1	1	4	5	1	11	0	1	0	0	29
34	BURRELL, Stanley	g	2-4	1-3	0-1	0	2	2	0	5	6	5	0	1	32
01	DUNCAN, Josh	g	4-6	1-2	0-0	0	1	1	2	9	1	3	0	1	17
02	GRAVES, Adrion	g	2-4	1-3	0-0	0	0	0	1	5	0	0	0	9	
04	BRONSON, Charles	g	0-1	0-0	0-0	0	1	1	0	0	0	0	0	5	
11	RAYMOND, B.J.	g	0-7	0-6	0-0	0	1	1	2	0	0	0	0	18	
25	JACKSON, Dante'	g	0-0	0-0	0-0	0	1	1	1	0	0	0	0	1	
33	HUGHES, Joe	g	0-0	0-0	0-0	0	0	0	0	0	0	0	1	2	
Team						1	1	2							
Totals			22-57	6-20	9-13	11	21	32	15	59	12	12	1	4	200

FG % 1st Half: 10-26 38.5% 2nd half: 12-31 38.7% Game: 22-57 38.6% Deadball Rebounds 0  
 3FG % 1st Half: 3-10 30.0% 2nd half: 3-10 30.0% Game: 6-20 30.0%  
 FT % 1st Half: 4-4 100.0% 2nd half: 5-9 55.6% Game: 9-13 69.2%

Temple 78 • 7-8 (1-1 A10)

#	Player	Total			Rebounds			PF	TP	A	TO	Blk	Stl	Min	
		FG-FGA	3-Ptr	FT-FTA	Off	Def	Tot								
24	ALLEN, Lavoy	f	0-1	0-0	0-0	0	0	0	0	3	0	0	1	2	0
41	OLMOS, Sergio	c	1-4	0-0	0-0	2	8	10	3	2	2	0	4	0	32
10	GUZMAN, Luis	g	5-7	3-4	0-0	0	2	2	3	13	2	2	0	0	21
13	TYNDALE, Mark	g	7-12	3-5	5-8	2	6	8	4	23	7	2	0	2	39
22	CHRISTMAS, Dionte	g	9-12	4-7	1-2	1	5	6	4	22	5	4	0	3	38
01	CLARK, Chris	g	2-7	1-5	3-4	0	0	0	0	8	1	0	0	0	19
02	BROOKS, Ryan	g	4-11	2-6	0-0	1	5	6	1	10	4	0	1	2	31
15	INGE, Semaj	g	0-1	0-0	0-0	0	0	0	0	0	0	0	0	1	5
Team						2	2	4							
Totals			28-55	13-27	9-14	8	28	36	15	78	21	11	7	8	200

FG % 1st Half: 11-26 42.3% 2nd half: 17-29 58.6% Game: 28-55 50.9% Deadball Rebounds 3  
 3FG % 1st Half: 6-15 40.0% 2nd half: 7-12 58.3% Game: 13-27 48.1%  
 FT % 1st Half: 2-4 50.0% 2nd half: 7-10 70.0% Game: 9-14 64.3%

Officials: Pat Driscoll, Jim Haney, William Bush  
 Technical fouls: Xavier-None. Temple-None.  
 Attendance: 4071

Score by periods	1st	2nd	Total
Xavier	27	32	59
Temple	30	48	78



**Game #19**  
**No. 20 Xavier 74**  
**George Washington 66**  
 Saturday, January 19, 2008  
 Smith Center (Washington, D.C.)

Overall 15-4 A-10 3-1 Streak W1

Xavier seniors **Josh Duncan** and **Drew Lavender** led four Musketeers in double figures with 14 points each. More importantly, they came up big at crunch time. Both players scored 12 of their 14 points in the second half. Junior **C.J. Anderson** contributed 13 points to go with a team-high tying eight rebounds. The game was tied at 14-14 with under nine minutes left in the first half. XU looked like it was ready to take control with a 12-2 run that put the Musketeers ahead 26-16 at the six-minute mark. GW managed to close the gap to 33-30 at halftime. A Duncan three-pointer at 13:36 in the second half expanded XU's lead to 48-38 but the home team would not go down without a fight. GW cut the lead down to three points at 56-53 but one of junior **B.J. Raymond's** four three-pointers pushed the lead back to six at 59-53. Lavender answered with a three-pointer when GW cut the lead to 61-57, giving XU a 64-57 lead. A Lavender drive answered when GW got back within four at 64-60 and lifted the lead back to six. Arguably the biggest play down the stretch, though, came after GW had cut the lead to one point at 67-66 with 1:48 left on its third three-pointer in the final four minutes. Lavender drove the lane and dished to Duncan, who made the short jumper to give XU a 69-66 lead with 1:08 left. Lavender had nine points and an assist in the final 3:59.



**Game #20**  
**No. 16 Dayton 43**  
**No. 23 Xavier 69**  
 Thursday, January 24, 2008  
 Cintas Center (Washington, D.C.)

Overall 16-4 A-10 4-1 Streak W2

Xavier senior **Stanley Burrell** was voted the Blackburn/McCafferty Game MVP by the media after his standout performance on offense and defense. Burrell scored a game-high 13 points, while holding Dayton star Brian Roberts to just five shots and a season-low five points. The win, Xavier's second straight and eighth in its last nine games, marked XU's fourth straight victory over UD by an average margin of 17.8 ppg. In addition, the win was Xavier's 23rd straight victory over Dayton in the city of Cincinnati. The Flyers last beat XU in Cincinnati 27 years ago in the 1980-81 season. XU led just 5-4 three minutes into the game but seven minutes later the Musketeers held a 21-8 advantage thanks to a 16-4 run. The game was never close after that point as XU led by double digits the rest of the night, including by 18 points, 36-18, at halftime. Xavier, which led by as many as 33 points in the second half before emptying the bench, smothered UD with its defense, holding the Flyers to 30.4 percent shooting (14-of-46) from the field, including 11.1 percent (2-of-18) from three-point territory. In addition, XU dominated the glass with a 41-24 rebounding advantage. Junior **B.J. Raymond** and senior **Josh Duncan** also reached double-figure scoring with 12 and 11 points, respectively.



**Official Basketball Box Score -- GAME TOTALS -- FINAL STATISTICS**  
 Xavier vs George Washington  
 1/19/08 8:00 pm at Washington, DC (Smith Center)

Xavier 74 • (15-4, 3-1 A10)

#	Player	Total		3-Ptr		Rebounds			PF	TP	A	TO	Blk	Stl	Min
		FG-FGA	FT-FTA	FG-FGA	FT-FTA	Off	Def	Tot							
05	BROWN, Derrick	f	4-7	0-1	0-2	3	5	8	4	8	1	1	1	0	28
20	ANDERSON, C.J.	f	4-8	0-0	5-7	2	6	8	4	13	2	1	0	2	26
31	LOVE, Jason	c	1-3	0-0	1-2	4	3	7	3	3	1	2	0	0	17
24	LAVENDER, Drew	g	3-9	2-6	6-8	1	2	3	14	7	2	0	0	3	39
34	BURRELL, Stanley	g	1-4	0-3	2-2	0	2	2	0	4	4	2	0	0	34
01	DUNCAN, Josh		5-10	2-4	2-3	1	1	2	0	14	2	1	0	0	24
02	GRAVES, Adrien		1-2	1-2	0-0	0	0	0	1	3	0	1	0	0	4
11	RAYMOND, B.J.		4-7	4-7	0-0	1	2	3	2	12	2	1	0	0	23
25	JACKSON, Dante'		1-3	1-3	0-0	0	1	1	0	3	1	0	0	0	5
Team						1	2	3							
Totals			24-53	10-26	16-24	13	24	37	17	74	20	11	1	5	200

FG % 1st Half:	10-26	38.5%	2nd half:	14-27	51.9%	Game:	24-53	45.3%	Deadball Rebounds	3
3FG % 1st Half:	4-12	33.3%	2nd half:	6-14	42.9%	Game:	10-26	38.5%		
FT % 1st Half:	9-13	69.2%	2nd half:	7-11	63.6%	Game:	16-24	66.7%		

**George Washington 66 • (5-8, 1-2 A10)**

#	Player	Total		3-Ptr		Rebounds			PF	TP	A	TO	Blk	Stl	Min
		FG-FGA	FT-FTA	FG-FGA	FT-FTA	Off	Def	Tot							
05	DIGGS, Rob	f	5-7	0-0	0-3	3	1	4	4	10	1	2	1	2	27
22	HOLLIS, Damian	f	2-8	1-5	7-8	2	10	12	3	12	2	1	0	1	33
42	KATUKA, Joseph	c	1-3	0-0	0-0	1	3	4	2	0	1	2	0	0	21
31	WILMORE, Noel	g	1-3	0-2	0-0	0	0	0	2	2	0	0	0	0	25
33	RICE, Maurice	g	7-17	4-11	4-5	3	2	5	1	22	4	2	0	0	33
03	GREEN, Dominic		0-1	0-1	0-0	0	1	1	0	1	1	0	0	0	7
04	BATTERY, Miles		0-1	0-1	0-0	0	0	0	0	0	0	0	0	0	4
11	WITHERSPOON, Wynton		5-10	1-5	4-6	1	1	2	1	15	3	2	1	2	29
12	LEE, Johnny		0-0	0-0	0-0	0	0	0	0	0	0	1	0	0	5
15	MOORE, Cheyenne		1-3	1-3	0-0	1	1	2	3	3	1	1	0	1	15
21	OPOKU, Hermann		0-0	0-0	0-0	0	0	0	0	0	0	0	0	0	1
Team						1	2	3							
Totals			22-53	7-28	15-22	12	21	33	19	66	12	11	4	6	200

FG % 1st Half:	12-28	42.9%	2nd half:	10-25	40.0%	Game:	22-53	41.5%	Deadball Rebounds	2
3FG % 1st Half:	3-12	25.0%	2nd half:	4-16	25.0%	Game:	7-28	25.0%		
FT % 1st Half:	3-6	50.0%	2nd half:	12-16	75.0%	Game:	15-22	68.2%		

Officials: Joe DeMayo, Gary Prager, Lamar Simpson  
 Technical fouls: Xavier-None, George Washington-None.  
 Attendance: 4289

Score by periods	1st	2nd	Total
Xavier	33	41	74
George Washington	30	36	66

**Official Basketball Box Score -- GAME TOTALS -- FINAL STATISTICS**  
 Dayton vs Xavier  
 01/24/08 8:00 PM at Cincinnati, Ohio (Cintas Center)

Dayton 43 • 14-3, 2-2 A-10

#	Player	Total		3-Ptr		Rebounds			PF	TP	A	TO	Blk	Stl	Min
		FG-FGA	FT-FTA	FG-FGA	FT-FTA	Off	Def	Tot							
33	BINNIE, Jimmy	f	0-4	0-4	0-0	1	0	1	0	0	1	1	1	0	24
41	HUELSMAN, Kurt	f	2-4	0-0	2-4	3	1	4	1	6	0	1	0	0	22
02	ROBERTS, Brian	g	2-5	1-3	0-0	0	1	1	1	5	2	2	0	1	24
03	SANDOVAL, Andres	g	0-4	0-1	2-2	0	1	1	0	2	2	1	0	2	20
32	JOHNSON, Marcus	g	4-10	0-2	4-4	1	0	1	2	12	0	1	0	0	29
00	PERRY, Mickey		1-6	0-4	0-0	0	2	2	2	0	0	1	1	1	19
11	THOMAS, Stephen		1-4	1-4	0-0	0	1	1	0	3	1	2	0	1	12
14	WARREN, London		2-5	0-0	0-1	0	3	3	4	2	4	1	0	22	
30	FOX, Dan		0-0	0-0	0-0	1	0	1	0	0	1	0	0	0	2
34	SEARCY, Devin		1-1	0-0	0-0	0	4	4	2	2	0	1	0	0	15
54	CORDEIRO, Thiago		1-3	0-0	5-7	2	1	3	1	7	0	2	0	0	11
Team						0	2	2							
Totals			14-46	2-18	13-18	8	16	24	12	43	9	15	3	5	200

FG % 1st Half:	6-22	27.3%	2nd half:	8-24	33.3%	Game:	14-46	30.4%	Deadball Rebounds	0.1
3FG % 1st Half:	0-8	0.0%	2nd half:	2-10	20.0%	Game:	2-18	11.1%		
FT % 1st Half:	6-6	100.0%	2nd half:	7-12	58.3%	Game:	13-18	72.2%		

**Xavier 69 • 16-4, 4-1 A-10**

#	Player	Total		3-Ptr		Rebounds			PF	TP	A	TO	Blk	Stl	Min	
		FG-FGA	FT-FTA	FG-FGA	FT-FTA	Off	Def	Tot								
05	BROWN, Derrick	f	3-4	0-0	3-4	0	5	5	1	9	1	1	2	1	31	
20	ANDERSON, C.J.	f	2-7	0-0	1-2	3	5	8	2	5	4	3	0	1	27	
31	LOVE, Jason	c	2-2	0-0	0-0	3	4	7	2	4	0	1	2	0	18	
24	LAVENDER, Drew	g	1-4	1-3	0-0	0	0	0	7	7	3	3	6	4	0	25
34	BURRELL, Stanley	g	5-11	1-2	2-2	1	1	2	3	13	2	3	0	0	25	
01	DUNCAN, Josh		4-6	3-4	0-0	2	2	4	2	11	1	0	1	0	18	
02	GRAVES, Adrien		2-5	2-5	0-0	0	0	0	0	6	0	0	0	0	2	
04	BRONSON, Charles		0-1	0-0	0-0	0	0	0	0	0	0	1	0	0	3	
11	RAYMOND, B.J.		4-8	2-6	2-2	0	2	2	2	12	0	0	2	0	20	
13	DUCKETT, Stephen		0-0	0-0	0-0	0	0	0	0	0	0	0	0	0	3	
25	JACKSON, Dante'		2-4	2-3	0-0	0	2	2	1	6	2	2	0	4	17	
33	HUGHES, Joe		0-1	0-0	0-0	1	0	1	1	0	0	0	0	0	3	
Team						2	1	3								
Totals			25-53	11-23	8-10	12	29	41	17	69	16	15	7	8	200	

FG % 1st Half:	12-27	44.4%	2nd half:	13-26	50.0%	Game:	25-53	47.2%	Deadball Rebounds	1
3FG % 1st Half:	4-12	33.3%	2nd half:	7-11	63.6%	Game:	11-23	47.8%		
FT % 1st Half:	8-10	80.0%	2nd half:	0-0	0.0%	Game:	8-10	80.0%		

Officials: Ed Corbett, Mike Kitts, Rudy Seneca  
 Technical fouls: Dayton-None, Xavier-None.  
 Attendance: 10250

Score by periods	1st	2nd	Total
Dayton	18	25	43
Xavier	36	33	69

2007-08 Xavier Men's Basketball  
 Xavier Season Box Score (as of Jan 24, 2008)  
 All games

<b>RECORD:</b>	<b>OVERALL</b>	<b>HOME</b>	<b>AWAY</b>	<b>NEUTRAL</b>
<b>ALL GAMES.....</b>	<b>(16-4)</b>	<b>(11-1)</b>	<b>(2-3)</b>	<b>(3-0)</b>
<b>CONFERENCE.....</b>	<b>(4-1)</b>	<b>(3-0)</b>	<b>(1-1)</b>	<b>(0-0)</b>
<b>NON-CONFERENCE.....</b>	<b>(12-3)</b>	<b>(8-1)</b>	<b>(1-2)</b>	<b>(3-0)</b>

## Player	GP-GS	Min--Avg	---TOTAL---		---3-PTS---		---FT-FTA		----REBOUNDS----				PF	FO	A	TO	Blk	Stl	Pts	Avg
			FG-FGA	Pct	3FG-FGA	Pct	Pct	Off	Def	Tot	Avg									
11 RAYMOND, B.J.....	20-9	483 24.2	84-168	.500	54-116	.466	18-21	.857	19	54	73	3.7	42	0	20	20	12	12	240	12.0
24 LAVENDER, Drew.....	20-20	610 30.5	77-169	.456	35-82	.427	49-55	.891	5	48	53	2.7	32	0	99	35	2	27	238	11.9
05 BROWN, Derrick.....	20-20	532 26.6	78-129	.605	3-11	.273	61-78	.782	35	98	133	6.7	45	1	33	37	11	15	220	11.0
20 ANDERSON, C.J.....	20-11	501 25.1	78-153	.510	0-0	.000	61-93	.656	46	82	128	6.4	45	0	38	46	3	19	217	10.9
01 DUNCAN, Josh.....	20-11	417 20.9	71-146	.486	28-72	.389	36-41	.878	27	67	94	4.7	40	0	25	28	12	7	206	10.3
34 BURRELL, Stanley...	20-20	599 30.0	64-160	.400	31-71	.437	44-49	.898	9	30	39	2.0	27	0	73	34	2	13	203	10.2
31 LOVE, Jason.....	20-9	348 17.4	40-73	.548	0-0	.000	29-50	.580	59	47	106	5.3	43	1	8	24	17	6	109	5.5
02 GRAVES, Adrion.....	20-0	219 11.0	21-55	.382	10-39	.256	0-0	.000	2	24	26	1.3	16	0	17	9	4	6	52	2.6
25 JACKSON, Dante'....	18-0	165 9.2	13-42	.310	9-28	.321	7-13	.538	2	12	14	0.8	15	0	13	8	2	10	42	2.3
04 BRONSON, Charles...	12-0	63 5.3	12-21	.571	0-0	.000	9-12	.750	7	10	17	1.4	11	0	2	5	3	1	33	2.8
33 HUGHES, Joe.....	11-0	37 3.4	2-5	.400	1-2	.500	0-0	.000	3	4	7	0.6	7	0	3	1	2	1	5	0.5
13 DUCKETT, Stephen...	10-0	26 2.6	1-7	.143	1-3	.333	0-0	.000	0	3	3	0.3	4	0	0	2	0	3	3	0.3
TEAM.....										27	27	54	2.7	1		2				
Total.....	20	4000	541-1128	.480	172-424	.406	314-412	.762	241	506	747	37.3	328	2	331	251	70	120	1568	78.4
Opponents.....	20	4000	447-1103	.405	140-430	.326	206-303	.680	202	404	606	30.3	378	3	278	271	74	136	1240	62.0

<b>SCORE BY PERIODS:</b>	<b>1st</b>	<b>2nd</b>	<b>Total</b>
-----	-----	-----	-----
Xavier.....	776	792	- 1568
Opponents.....	553	687	- 1240

<b>DEADBALL REBOUNDS:</b>	<b>OFF</b>	<b>DEF</b>	<b>TOTAL</b>
-----	-----	-----	-----
Xavier.....	37	5	42
Opponents.....	40	3	43

**2007-08 Xavier Men's Basketball**  
**Xavier Season Schedule/Results & Leaders (as of Jan 24, 2008)**  
**All games**

<b>RECORD:</b>	<b>OVERALL</b>	<b>HOME</b>	<b>AWAY</b>	<b>NEUTRAL</b>
<b>ALL GAMES.....</b>	<b>(16-4)</b>	<b>(11-1)</b>	<b>(2-3)</b>	<b>(3-0)</b>
<b>CONFERENCE.....</b>	<b>(4-1)</b>	<b>(3-0)</b>	<b>(1-1)</b>	<b>(0-0)</b>
<b>NON-CONFERENCE.....</b>	<b>(12-3)</b>	<b>(8-1)</b>	<b>(1-2)</b>	<b>(3-0)</b>

DATE	TIME	OPPONENT		SCORE	ATTEND	HIGH POINTS	HIGH REBOUNDS
11/10/07	7:00 PM	+ SOUTHEAST MISSOURI STATE	W	90-59	10250	(16)DUNCAN, Josh	(9)LOVE, Jason (9)ANDERSON, C.J.
11/13/07	8:00 PM	at Miami (Ohio)		57-59 L	6140	(12)BROWN, Derrick	(6)BROWN, Derrick (6)LAVENDER, Drew
11/20/07	7:00 PM	+ COPPIN STATE	W	98-49	8878	(20)ANDERSON, C.J.	(7)DUNCAN, Josh
11/23/07	5:00 pm	& vs Kent State Golden Fl	W	78-65	4442	(20)DUNCAN, Josh	(10)BROWN, Derrick
11/24/07	7:30 pm	& vs Indiana Hoosiers	W	80-65	4940	(19)ANDERSON, C.J. (19)RAYMOND, B.J.	(10)RAYMOND, B.J.
11/28/07	7:00 PM	OAKLAND	W	93-68	9525	(18)DUNCAN, Josh	(8)BROWN, Derrick (8)ANDERSON, C.J. (8)DUNCAN, Josh
12/01/07	7:00 PM	BELMONT	W	90-49	9761	(18)BURRELL, Stanley	(10)DUNCAN, Josh
12/05/07	8:00 PM	CREIGHTON	W	79-66	10250	(28)LAVENDER, Drew	(8)BROWN, Derrick
12/12/07	7:00 PM	CINCINNATI	W	64-59	10250	(17)BROWN, Derrick	(8)RAYMOND, B.J.
12-15-07	2:00 P.M. MT	at Arizona State		55-77 L	7951	(12)RAYMOND, B.J.	(8)LOVE, Jason
12/22/07	2:00 PM	TENNESSEE		75-82 L	10250	(18)BURRELL, Stanley	(10)BROWN, Derrick
12/28/07	7:00 PM	DELAWARE STATE	W	65-33	9934	(13)BROWN, Derrick	(9)LOVE, Jason
12/31/07	7:00 PM	^ vs Kansas State	W	103-77	5233	(21)LAVENDER, Drew	(12)BROWN, Derrick
01/03/08	8:00 PM	VIRGINIA	W	108-70	10073	(15)BURRELL, Stanley	(7)BROWN, Derrick
01-06-08	2:00 p.m.	at Auburn	W	80-57	4570	(18)RAYMOND, B.J.	(7)BROWN, Derrick
01/09/08	7:00 PM	* ST. BONAVENTURE	W	83-68	9610	(21)RAYMOND, B.J. (21)ANDERSON, C.J.	(11)ANDERSON, C.J.
01/12/08	12:00 PM	* FORDHAM	W	68-50	9938	(20)RAYMOND, B.J.	(9)ANDERSON, C.J.
01/16/08	7:04 pm	* at Temple		59-78 L	4071	(14)BROWN, Derrick	(8)BROWN, Derrick
1/19/08	8:00 pm	* at George Washington	W	74-66	4289	(14)DUNCAN, Josh (14)LAVENDER, Drew	(8)BROWN, Derrick (8)ANDERSON, C.J.
01/24/08	8:00 PM	* DAYTON	W	69-43	10250	(13)BURRELL, Stanley	(8)ANDERSON, C.J.

\* = Atlantic 10 Conference regular season game

+ = Chicago Invitational Challenge (1st/2nd Rd. at Xavier's Cintas Center)

& = Chicago Invitational Challenge (Sears Centre in Hoffman Estates, Ill.)

^ = U.S. Bank Arena (Cincinnati, Ohio)

ATTENDANCE SUMMARY	GAMES	TOTALS	AVG/GAME
HOME.....	12	118969	9914
AWAY.....	5	27021	5404
NEUTRAL.....	3	14615	4872
TOTAL.....	20	160605	8030

2007-08 Xavier Men's Basketball  
 Xavier Season Box Score (as of Jan 24, 2008)  
 Conference games

<b>RECORD:</b>	<b>OVERALL</b>	<b>HOME</b>	<b>AWAY</b>	<b>NEUTRAL</b>
<b>ALL GAMES.....</b>	<b>(4-1)</b>	<b>(3-0)</b>	<b>(1-1)</b>	<b>(0-0)</b>
<b>CONFERENCE.....</b>	<b>(4-1)</b>	<b>(3-0)</b>	<b>(1-1)</b>	<b>(0-0)</b>
<b>NON-CONFERENCE.....</b>	<b>(0-0)</b>	<b>(0-0)</b>	<b>(0-0)</b>	<b>(0-0)</b>

##	Player	GP-GS	Min--Avg	---TOTAL---		---3-PTS---		---FT-FTA---		----REBOUNDS----				PF	FO	A	TO	Blk	Stl	Pts	Avg
				FG-FGA	Pct	3FG-FGA	Pct	FT-FTA	Pct	Off	Def	Tot	Avg								
11	RAYMOND, B.J.....	5-0	111 22.2	22-45	.489	16-35	.457	5-5	1.000	2	11	13	2.6	11	0	5	2	3	0	65	13.0
01	DUNCAN, Josh.....	5-0	98 19.6	20-38	.526	9-18	.500	3-4	.750	6	9	15	3.0	7	0	5	9	2	1	52	10.4
20	ANDERSON, C.J.....	5-5	138 27.6	18-40	.450	0-0	.000	13-21	.619	13	30	43	8.6	13	0	13	10	0	5	49	9.8
24	LAVENDER, Drew.....	5-5	154 30.8	14-36	.389	9-23	.391	10-13	.769	2	14	16	3.2	11	0	23	10	0	4	47	9.4
05	BROWN, Derrick.....	5-5	149 29.8	16-31	.516	2-4	.500	13-20	.650	7	23	30	6.0	11	0	7	4	5	4	47	9.4
34	BURRELL, Stanley...	5-5	156 31.2	11-31	.355	4-16	.250	8-10	.800	2	10	12	2.4	6	0	23	14	1	2	34	6.8
31	LOVE, Jason.....	5-5	93 18.6	9-20	.450	0-0	.000	13-18	.722	16	9	25	5.0	14	0	1	5	3	2	31	6.2
02	GRAVES, Adrion.....	5-0	42 8.4	7-16	.438	5-13	.385	0-0	.000	0	1	1	0.2	3	0	1	2	0	2	19	3.8
25	JACKSON, Dante'....	5-0	42 8.4	3-9	.333	3-8	.375	0-0	.000	0	4	4	0.8	4	0	3	2	0	6	9	1.8
04	BRONSON, Charles...	3-0	9 3.0	0-2	.000	0-0	.000	0-0	.000	0	1	1	0.3	1	0	0	1	0	0	0	0.0
33	HUGHES, Joe.....	3-0	5 1.7	0-1	.000	0-0	.000	0-0	.000	1	0	1	0.3	1	0	0	0	1	0	0	0.0
13	DUCKETT, Stephen...	2-0	3 1.5	0-0	.000	0-0	.000	0-0	.000	0	0	0	0.0	0	0	0	0	0	0	0	0.0
	TEAM.....									7	8	15	3.0	0		0					
	Total.....	5	1000	120-269	.446	48-117	.410	65-91	.714	56	120	176	35.2	82	0	81	59	15	26	353	70.6
	Opponents.....	5	1000	108-253	.427	38-113	.336	51-79	.646	44	108	152	30.4	82	1	70	65	19	34	305	61.0

<b>SCORE BY PERIODS:</b>	<b>1st</b>	<b>2nd</b>	<b>Total</b>
-----	-----	-----	-----
Xavier.....	172	181	- 353
Opponents.....	134	171	- 305

<b>DEADBALL REBOUNDS:</b>	<b>OFF</b>	<b>DEF</b>	<b>TOTAL</b>
-----	-----	-----	-----
Xavier.....	10	0	10
Opponents.....	9	1	10

2007-08 Xavier Men's Basketball  
Xavier Game-by-Game Points-Rebounds-Assists (as of Jan 24, 2008)  
All games

Opponent	Date	Score	WL	01	02	04	05	11	20	24	25	31
				DUNCAN,JO	GRAVES,AD	BRONSON,C	BROWN,DER	RAYMOND,B	ANDERSON, LAVENDER,	JACKSON,D	LOVE,JASO	
SOUTHEAST MISSOURI STATE	11/10/07	90-59	W	16- 7- 4	0- 2- 0	4- 1- 0	15- 7- 1	15- 8- 0	13- 9- 3	9- 3- 5	0- 0- 0	4- 9- 0
at Miami (Ohio)	11/13/07	57-59	L	5- 2- 1	0- 0- 0	DNP	12- 6- 1	11- 1- 1	10- 5- 1	7- 6- 3	0- 0- 0	6- 2- 1
COPPIN STATE	11/20/07	98-49	W	11- 7- 0	4- 4- 3	2- 1- 1	10- 5- 5	13- 5- 2	20- 5- 1	9- 1- 4	7- 2- 4	3- 4- 0
vs Kent State Golden Fl	11/23/07	78-65	W	20- 6- 5	3- 0- 1	DNP	13-10- 4	10- 1- 1	6- 5- 1	16- 0- 4	0- 0- 0	2- 1- 0
vs Indiana Hoosiers	11/24/07	80-65	W	12- 8- 2	0- 1- 0	DNP	7- 3- 0	19-10- 2	19- 8- 4	13- 2- 6	0- 0- 0	4- 7- 0
OAKLAND	11/28/07	93-68	W	18- 8- 2	7- 2- 2	2- 2- 0	15- 8- 2	10- 1- 1	7- 8- 1	12- 7- 6	3- 0- 2	2- 4- 0
BELMONT	12/01/07	90-49	W	9-10- 0	7- 3- 0	8- 5- 0	4- 4- 2	15- 4- 2	14- 5- 0	7- 1- 5	5- 3- 1	3- 4- 1
CREIGHTON	12/05/07	79-66	W	2- 5- 0	0- 3- 0	DNP	13- 8- 1	15- 3- 0	11- 4- 1	28- 1-10	0- 1- 0	4- 2- 1
CINCINNATI	12/12/07	64-59	W	11- 4- 0	0- 1- 1	DNP	17- 6- 0	3- 8- 1	7- 7- 3	12- 3- 5	DNP	4- 5- 0
at Arizona State	12-15-07	55-77	L	0- 0- 0	0- 1- 0	2- 0- 0	8- 6- 1	12- 6- 1	7- 3- 1	10- 5- 2	1- 0- 1	4- 8- 0
TENNESSEE	12/22/07	75-82	L	6- 5- 2	2- 0- 0	DNP	12-10- 0	8- 4- 0	12- 6- 1	8- 2- 6	DNP	9- 8- 1
DELAWARE STATE	12/28/07	65-33	W	8- 7- 0	2- 5- 3	2- 2- 0	13- 4- 1	3- 3- 1	12- 6- 1	11- 4- 3	0- 1- 1	10- 9- 1
vs Kansas State	12/31/07	103-77	W	13- 2- 0	0- 2- 2	2- 1- 0	14-12- 0	11- 3- 0	14- 4- 1	21- 0- 4	5- 1- 0	11- 7- 1
VIRGINIA	01/03/08	108-70	W	11- 3- 2	8- 0- 2	11- 3- 0	9- 7- 5	12- 0- 1	12- 6- 3	13- 1- 8	7- 2- 0	10- 6- 0
at Auburn	01-06-08	80-57	W	12- 5- 2	0- 1- 2	0- 1- 1	11- 7- 3	18- 3- 2	4- 4- 3	15- 1- 5	5- 0- 1	2- 5- 1
ST. BONAVENTURE	01/09/08	83-68	W	8- 4- 1	5- 0- 1	DNP	6- 4- 2	21- 2- 3	21-11- 2	9- 0- 5	0- 0- 0	5- 4- 0
FORDHAM	01/12/08	68-50	W	10- 4- 0	0- 1- 0	0- 0- 0	10- 5- 3	20- 5- 0	8- 9- 0	10- 1- 5	0- 0- 0	6- 3- 0
at Temple	01/16/08	59-78	L	9- 1- 1	5- 0- 0	0- 1- 0	14- 8- 0	0- 1- 0	2- 7- 5	11- 5- 0	0- 1- 0	13- 4- 0
at George Washington	1/19/08	74-66	W	14- 2- 2	3- 0- 0	DNP	8- 8- 1	12- 3- 2	13- 8- 2	14- 3- 7	3- 1- 1	3- 7- 1
DAYTON	01/24/08	69-43	W	11- 4- 1	6- 0- 0	0- 0- 0	9- 5- 1	12- 2- 0	5- 8- 4	3- 7- 6	6- 2- 2	4- 7- 0

34

Opponent	Date	Score	WL	BURRELL,S									
				-----									
SOUTHEAST MISSOURI STATE	11/10/07	90-59	W	14- 0- 7									
at Miami (Ohio)	11/13/07	57-59	L	6- 1- 2									
COPPIN STATE	11/20/07	98-49	W	13- 4- 4									
vs Kent State Golden Fl	11/23/07	78-65	W	8- 1- 2									
vs Indiana Hoosiers	11/24/07	80-65	W	6- 0- 2									
OAKLAND	11/28/07	93-68	W	17- 3- 2									
BELMONT	12/01/07	90-49	W	18- 5- 3									
CREIGHTON	12/05/07	79-66	W	6- 2- 4									
CINCINNATI	12/12/07	64-59	W	10- 2- 1									
at Arizona State	12-15-07	55-77	L	11- 1- 4									
TENNESSEE	12/22/07	75-82	L	18- 2- 0									
DELAWARE STATE	12/28/07	65-33	W	2- 0- 4									
vs Kansas State	12/31/07	103-77	W	12- 2- 8									
VIRGINIA	01/03/08	108-70	W	15- 1- 5									
at Auburn	01-06-08	80-57	W	13- 3- 2									
ST. BONAVENTURE	01/09/08	83-68	W	8- 4- 5									
FORDHAM	01/12/08	68-50	W	4- 2- 6									
at Temple	01/16/08	59-78	L	5- 2- 6									
at George Washington	1/19/08	74-66	W	4- 2- 4									
DAYTON	01/24/08	69-43	W	13- 2- 2									

2007-08 Xavier Men's Basketball  
Xavier Category Leaders (as of Jan 24, 2008)  
All games

FG PERCENTAGE	FG ATT	Pct
BROWN, Derrick.....	78 129	.605
BRONSON, Charles.....	12 21	.571
LOVE, Jason.....	40 73	.548
ANDERSON, C.J.....	78 153	.510
RAYMOND, B.J.....	84 168	.500
DUNCAN, Josh.....	71 146	.486
LAVENDER, Drew.....	77 169	.456
HUGHES, Joe.....	2 5	.400
BURRELL, Stanley....	64 160	.400
GRAVES, Adrion.....	21 55	.382
JACKSON, Dante'.....	13 42	.310
DUCKETT, Stephen....	1 7	.143

FIELD GOAL ATTEMPTS	G	Att	Att/G
LAVENDER, Drew.....	20	169	8.5
RAYMOND, B.J.....	20	168	8.4
BURRELL, Stanley....	20	160	8.0
ANDERSON, C.J.....	20	153	7.7
DUNCAN, Josh.....	20	146	7.3

FIELD GOALS MADE	G	Made	Made/G
RAYMOND, B.J.....	20	84	4.2
ANDERSON, C.J.....	20	78	3.9
BROWN, Derrick.....	20	78	3.9
LAVENDER, Drew.....	20	77	3.9
DUNCAN, Josh.....	20	71	3.6

3-POINT PERCENTAGE	3FG ATT	Pct
HUGHES, Joe.....	1 2	.500
RAYMOND, B.J.....	54 116	.466
BURRELL, Stanley....	31 71	.437
LAVENDER, Drew.....	35 82	.427
DUNCAN, Josh.....	28 72	.389
DUCKETT, Stephen....	1 3	.333
JACKSON, Dante'.....	9 28	.321
BROWN, Derrick.....	3 11	.273
GRAVES, Adrion.....	10 39	.256

3-POINT FG ATTEMPTS	G	Att	Att/G
RAYMOND, B.J.....	20	116	5.8
LAVENDER, Drew.....	20	82	4.1
DUNCAN, Josh.....	20	72	3.6
BURRELL, Stanley....	20	71	3.6
GRAVES, Adrion.....	20	39	2.0

3-POINT FGS MADE	G	Made	Made/G
RAYMOND, B.J.....	20	54	2.7
LAVENDER, Drew.....	20	35	1.8
BURRELL, Stanley....	20	31	1.6
DUNCAN, Josh.....	20	28	1.4
GRAVES, Adrion.....	20	10	0.5

FT PERCENTAGE	FT ATT	Pct
BURRELL, Stanley....	44 49	.898
LAVENDER, Drew.....	49 55	.891
DUNCAN, Josh.....	36 41	.878
RAYMOND, B.J.....	18 21	.857
BROWN, Derrick.....	61 78	.782
BRONSON, Charles....	9 12	.750
ANDERSON, C.J.....	61 93	.656
LOVE, Jason.....	29 50	.580
JACKSON, Dante'.....	7 13	.538

FREE THROW ATTEMPTS	G	Att	Att/G
ANDERSON, C.J.....	20	93	4.7
BROWN, Derrick.....	20	78	3.9
LAVENDER, Drew.....	20	55	2.8
LOVE, Jason.....	20	50	2.5
BURRELL, Stanley....	20	49	2.5

FREE THROWS MADE	G	Made	Made/G
ANDERSON, C.J.....	20	61	3.1
BROWN, Derrick.....	20	61	3.1
LAVENDER, Drew.....	20	49	2.5
BURRELL, Stanley....	20	44	2.2
DUNCAN, Josh.....	20	36	1.8

POINTS	G	Pts	Pts/G
RAYMOND, B.J.....	20	240	12.0
LAVENDER, Drew.....	20	238	11.9
BROWN, Derrick.....	20	220	11.0
ANDERSON, C.J.....	20	217	10.9
DUNCAN, Josh.....	20	206	10.3
BURRELL, Stanley....	20	203	10.2
LOVE, Jason.....	20	109	5.5
GRAVES, Adrion.....	20	52	2.6
JACKSON, Dante'.....	18	42	2.3
BRONSON, Charles....	12	33	2.8
HUGHES, Joe.....	11	5	0.5
DUCKETT, Stephen....	10	3	0.3

SCORING AVERAGE	G	Pts	Avg/G
RAYMOND, B.J.....	20	240	12.0
LAVENDER, Drew.....	20	238	11.9
BROWN, Derrick.....	20	220	11.0
ANDERSON, C.J.....	20	217	10.9
DUNCAN, Josh.....	20	206	10.3
BURRELL, Stanley....	20	203	10.2
LOVE, Jason.....	20	109	5.5
BRONSON, Charles....	12	33	2.8
GRAVES, Adrion.....	20	52	2.6
JACKSON, Dante'.....	18	42	2.3
HUGHES, Joe.....	11	5	0.5
DUCKETT, Stephen....	10	3	0.3

2007-08 Xavier Men's Basketball  
 Xavier Category Leaders (as of Jan 24, 2008)  
 All games

REBOUNDS	G	Reb	Reb/G
BROWN, Derrick.....	20	133	6.7
ANDERSON, C.J.....	20	128	6.4
LOVE, Jason.....	20	106	5.3
DUNCAN, Josh.....	20	94	4.7
RAYMOND, B.J.....	20	73	3.7

REBOUND AVERAGE	G	Reb	Avg/G
BROWN, Derrick.....	20	133	6.7
ANDERSON, C.J.....	20	128	6.4
LOVE, Jason.....	20	106	5.3
DUNCAN, Josh.....	20	94	4.7
RAYMOND, B.J.....	20	73	3.7

OFFENSIVE REBOUNDS	G	No.	Avg/G
LOVE, Jason.....	20	59	3.0
ANDERSON, C.J.....	20	46	2.3
BROWN, Derrick.....	20	35	1.8
DUNCAN, Josh.....	20	27	1.4
RAYMOND, B.J.....	20	19	1.0

DEFENSIVE REBOUNDS	G	No.	Avg/G
BROWN, Derrick.....	20	98	4.9
ANDERSON, C.J.....	20	82	4.1
DUNCAN, Josh.....	20	67	3.4
RAYMOND, B.J.....	20	54	2.7
LAVENDER, Drew.....	20	48	2.4

FOULS	G	No.	Per/G
BROWN, Derrick.....	20	45	2.3
ANDERSON, C.J.....	20	45	2.3
LOVE, Jason.....	20	43	2.2
RAYMOND, B.J.....	20	42	2.1
DUNCAN, Josh.....	20	40	2.0

FOULOUTS	G	No.
BROWN, Derrick.....	20	1
LOVE, Jason.....	20	1

ASSISTS	G	No.	A/G
LAVENDER, Drew.....	20	99	5.0
BURRELL, Stanley....	20	73	3.7
ANDERSON, C.J.....	20	38	1.9
BROWN, Derrick.....	20	33	1.7
DUNCAN, Josh.....	20	25	1.3

STEALS	G	No.	S/G
LAVENDER, Drew.....	20	27	1.4
ANDERSON, C.J.....	20	19	1.0
BROWN, Derrick.....	20	15	0.8
BURRELL, Stanley....	20	13	0.7
RAYMOND, B.J.....	20	12	0.6

BLOCKED SHOTS	G	No.	Blk/G
LOVE, Jason.....	20	17	0.9
DUNCAN, Josh.....	20	12	0.6
RAYMOND, B.J.....	20	12	0.6
BROWN, Derrick.....	20	11	0.6
GRAVES, Adrion.....	20	4	0.2

MINUTES	G	No.	Min/G
LAVENDER, Drew.....	20	610	30.5
BURRELL, Stanley....	20	599	30.0
BROWN, Derrick.....	20	532	26.6
ANDERSON, C.J.....	20	501	25.1
RAYMOND, B.J.....	20	483	24.2

TURNOVERS	G	No.	TO/G
ANDERSON, C.J.....	20	46	2.3
BROWN, Derrick.....	20	37	1.9
LAVENDER, Drew.....	20	35	1.8
BURRELL, Stanley....	20	34	1.7
DUNCAN, Josh.....	20	28	1.4

2007-08 Xavier Men's Basketball  
 Xavier Player High/Low Analysis (as of Jan 24, 2008)  
 All games

Xavier - INDIVIDUAL GAME HIGHS

POINTS.....	28	LAVENDER, Drew vs Creighton (12/05/07)
	21	RAYMOND, B.J. vs St. Bonaventure (01/09/08)
	21	ANDERSON, C.J. vs St. Bonaventure (01/09/08)
	21	LAVENDER, Drew vs Kansas State (12/31/07)
	20	RAYMOND, B.J. vs Fordham (01/12/08)
	20	DUNCAN, Josh vs Kent State Golden Fl (11/23/07)
	20	ANDERSON, C.J. vs Coppin State (11/20/07)
FIELD GOALS MADE.....	9	ANDERSON, C.J. vs St. Bonaventure (01/09/08)
	9	LAVENDER, Drew vs Creighton (12/05/07)
FIELD GOAL ATT.....	14	RAYMOND, B.J. vs St. Bonaventure (01/09/08)
	14	RAYMOND, B.J. at Arizona State (12-15-07)
	14	ANDERSON, C.J. vs Indiana Hoosiers (11/24/07)
FG PCT (min 5 made).....	1.000 ( 5-5 )	BROWN, Derrick vs Kent State Golden Fl (11/23/07)
	1.000 ( 5-5 )	BROWN, Derrick at Miami (Ohio) (11/13/07)
3 PT FG MADE.....	6	RAYMOND, B.J. at Auburn (01-06-08)
	5	RAYMOND, B.J. vs Fordham (01/12/08)
	5	RAYMOND, B.J. vs St. Bonaventure (01/09/08)
	5	LAVENDER, Drew at Auburn (01-06-08)
3 PT FG ATTEMPTS.....	10	RAYMOND, B.J. vs St. Bonaventure (01/09/08)
	10	RAYMOND, B.J. at Arizona State (12-15-07)
	10	RAYMOND, B.J. vs Southeast Missouri State (11/10/07)
3-PT FG PCT (min 2 made).....	1.000 ( 2-2 )	BROWN, Derrick at Temple (01/16/08)
	1.000 ( 2-2 )	GRAVES, Adrion vs Virginia (01/03/08)
FREE THROWS MADE.....	8	ANDERSON, C.J. vs Kansas State (12/31/07)
	8	BROWN, Derrick vs Tennessee (12/22/07)
FREE THROW ATT.....	13	ANDERSON, C.J. vs Kansas State (12/31/07)
	10	ANDERSON, C.J. vs Indiana Hoosiers (11/24/07)
FT PCT (min 3 made).....	1.000 ( 8-8 )	BROWN, Derrick vs Tennessee (12/22/07)
	1.000 ( 6-6 )	RAYMOND, B.J. vs Kansas State (12/31/07)
	1.000 ( 6-6 )	BURRELL, Stanley at Arizona State (12-15-07)
	1.000 ( 6-6 )	LAVENDER, Drew vs Creighton (12/05/07)
	1.000 ( 6-6 )	LAVENDER, Drew vs Kent State Golden Fl (11/23/07)
	1.000 ( 5-5 )	DUNCAN, Josh at Auburn (01-06-08)
	1.000 ( 5-5 )	BURRELL, Stanley vs Tennessee (12/22/07)
	1.000 ( 5-5 )	DUNCAN, Josh vs Kent State Golden Fl (11/23/07)
	1.000 ( 4-4 )	LAVENDER, Drew vs Fordham (01/12/08)
	1.000 ( 4-4 )	BURRELL, Stanley vs Virginia (01/03/08)
	1.000 ( 4-4 )	LAVENDER, Drew vs Tennessee (12/22/07)
	1.000 ( 4-4 )	BURRELL, Stanley vs Cincinnati (12/12/07)
	1.000 ( 4-4 )	BURRELL, Stanley vs Kent State Golden Fl (11/23/07)
	1.000 ( 4-4 )	LAVENDER, Drew vs Southeast Missouri State (11/10/07)
	1.000 ( 3-3 )	BRONSON, Charles vs Virginia (01/03/08)
	1.000 ( 3-3 )	LAVENDER, Drew vs Kansas State (12/31/07)
	1.000 ( 3-3 )	BROWN, Derrick vs Delaware State (12/28/07)
	1.000 ( 3-3 )	BROWN, Derrick vs Creighton (12/05/07)
	1.000 ( 3-3 )	BURRELL, Stanley vs Oakland (11/28/07)
	1.000 ( 3-3 )	BROWN, Derrick vs Indiana Hoosiers (11/24/07)
REBOUNDS.....	12	BROWN, Derrick vs Kansas State (12/31/07)
	11	ANDERSON, C.J. vs St. Bonaventure (01/09/08)
ASSISTS.....	10	LAVENDER, Drew vs Creighton (12/05/07)
	8	LAVENDER, Drew vs Virginia (01/03/08)
	8	BURRELL, Stanley vs Kansas State (12/31/07)
STEALS.....	4	JACKSON, Dante' vs Dayton (01/24/08)

	4	RAYMOND, B.J. vs Cincinnati (12/12/07)
	4	LAVENDER, Drew vs Southeast Missouri State (11/10/07)
BLOCKED SHOTS.....	3	LOVE, Jason vs Tennessee (12/22/07)
	2	LOVE, Jason vs Dayton (01/24/08)
	2	RAYMOND, B.J. vs Dayton (01/24/08)
	2	BROWN, Derrick vs Dayton (01/24/08)
	2	BROWN, Derrick vs Fordham (01/12/08)
	2	RAYMOND, B.J. vs Kansas State (12/31/07)
	2	LOVE, Jason vs Cincinnati (12/12/07)
	2	LOVE, Jason vs Creighton (12/05/07)
	2	LOVE, Jason vs Belmont (12/01/07)
	2	DUNCAN, Josh vs Kent State Golden Fl (11/23/07)
	2	RAYMOND, B.J. at Miami (Ohio) (11/13/07)
	2	DUNCAN, Josh vs Southeast Missouri State (11/10/07)
TURNOVERS.....	5	BURRELL, Stanley at Temple (01/16/08)
	5	ANDERSON, C.J. vs Tennessee (12/22/07)
	5	BROWN, Derrick vs Tennessee (12/22/07)
	5	BROWN, Derrick vs Creighton (12/05/07)
	5	ANDERSON, C.J. vs Creighton (12/05/07)
FOULS.....	5	BROWN, Derrick vs Indiana Hoosiers (11/24/07)
	5	LOVE, Jason vs Kent State Golden Fl (11/23/07)

2007-08 Xavier Men's Basketball  
Xavier High/Low Analysis (as of Jan 24, 2008)  
All games

OPPONENT INDIVIDUAL GAME HIGHS

POINTS.....	31	Walker, Bill vs Kansas State (12/31/07)
	25	Brown, Fred vs Kansas State (12/31/07)
	23	CHRISTMAS, Dionte at Temple (01/16/08)
	23	J.P. Prince vs Tennessee (12/22/07)
	22	RICE, Maureece at George Washington (1/19/08)
	22	TYNDALE, Mark at Temple (01/16/08)
	22	FERETTI, Zarryon vs St. Bonaventure (01/09/08)
FIELD GOALS MADE.....	13	Walker, Bill vs Kansas State (12/31/07)
	9	CHRISTMAS, Dionte at Temple (01/16/08)
	9	Brown, Fred vs Kansas State (12/31/07)
	9	J.P. Prince vs Tennessee (12/22/07)
	9	POLLITZ, Tim at Miami (Ohio) (11/13/07)
FIELD GOAL ATT.....	23	Walker, Bill vs Kansas State (12/31/07)
	20	FERETTI, Zarryon vs St. Bonaventure (01/09/08)
FG PCT (min 5 made).....	.818 ( 9-11)	Brown, Fred vs Kansas State (12/31/07)
	.800 ( 8-10)	LAWAL, Shane vs Oakland (11/28/07)
3 PT FG MADE.....	5	FERETTI, Zarryon vs St. Bonaventure (01/09/08)
	5	Brown, Fred vs Kansas State (12/31/07)
	5	Abbott, Ty at Arizona State (12-15-07)
3 PT FG ATTEMPTS.....	12	KENNEDY, Ethan vs Coppin State (11/20/07)
	11	RICE, Maureece at George Washington (1/19/08)
3-PT FG PCT (min 2 made).....	1.000 ( 3-3 )	Hargrove, Lucas at Auburn (01-06-08)
	1.000 ( 2-2 )	Bahe, Nick vs Creighton (12/05/07)
	1.000 ( 2-2 )	HARRIS, Henry vs Belmont (12/01/07)
	1.000 ( 2-2 )	RENFROE, Alex vs Belmont (12/01/07)
FREE THROWS MADE.....	12	Gordon, Eric vs Indiana Hoosiers (11/24/07)
	8	NELSON, Derick vs Oakland (11/28/07)
FREE THROW ATT.....	12	Gordon, Eric vs Indiana Hoosiers (11/24/07)
	10	NELSON, Derick vs Oakland (11/28/07)
FT PCT (min 3 made).....	1.000 (12-12)	Gordon, Eric vs Indiana Hoosiers (11/24/07)
	1.000 ( 7-7 )	Harden, James at Arizona State (12-15-07)
	1.000 ( 4-4 )	JOHNSON, Marcus vs Dayton (01/24/08)
	1.000 ( 4-4 )	JaJuan Smith vs Tennessee (12/22/07)
	1.000 ( 4-4 )	Shipp, Jerren at Arizona State (12-15-07)
	1.000 ( 4-4 )	Glasser, Derek at Arizona State (12-15-07)
	1.000 ( 4-4 )	RHODES, Marcus vs Southeast Missouri State (11/10/07)
	1.000 ( 3-3 )	BENSON, Keith vs Oakland (11/28/07)
	1.000 ( 3-3 )	BRAMOS, Michael at Miami (Ohio) (11/13/07)
REBOUNDS.....	12	HOLLIS, Damian at George Washington (1/19/08)
	12	LEE, Michael vs St. Bonaventure (01/09/08)
	12	Beasley, Michael vs Kansas State (12/31/07)
	12	Pendergraph, Jeff at Arizona State (12-15-07)
ASSISTS.....	9	GOLDSBERRY, Vince vs Coppin State (11/20/07)
	7	TYNDALE, Mark at Temple (01/16/08)
	7	Sean Singletary vs Virginia (01/03/08)
	7	WARREN, Jamual vs Cincinnati (12/12/07)
STEALS.....	4	Ramar Smith vs Tennessee (12/22/07)
	3	CHRISTMAS, Dionte at Temple (01/16/08)
	3	STOUT, Marcus vs Fordham (01/12/08)
	3	Wayne Chism vs Tennessee (12/22/07)
	3	Tyler Smith vs Tennessee (12/22/07)
	3	WARREN, Jamual vs Cincinnati (12/12/07)
	3	Stinnett, P'Allen vs Creighton (12/05/07)
	3	CAMPBELL, Jordan vs Belmont (12/01/07)
BLOCKED SHOTS.....	6	LAWAL, Shane vs Oakland (11/28/07)

TURNOVERS.....	5	BOGAN, Will vs Southeast Missouri State (11/10/07)
	6	Walker, Bill vs Kansas State (12/31/07)
	6	JaJuan Smith vs Tennessee (12/22/07)
FOULS.....	5	BUTLER, Brenton vs Fordham (01/12/08)
	5	Young, Blake vs Kansas State (12/31/07)
	5	BENSON, Keith vs Oakland (11/28/07)

2007-08 Xavier Men's Basketball  
 Xavier Overall Team Statistics (as of Jan 24, 2008)  
 All games

TEAM STATISTICS	XU	OPP
SCORING.....	1568	1240
Points per game.....	78.4	62.0
Scoring margin.....	+16.4	-
FIELD GOALS-ATT.....	541-1128	447-1103
Field goal pct.....	.480	.405
3 POINT FG-ATT.....	172-424	140-430
3-point FG pct.....	.406	.326
3-pt FG made per game..	8.6	7.0
FREE THROWS-ATT.....	314-412	206-303
Free throw pct.....	.762	.680
REBOUNDS.....	747	606
Rebounds per game.....	37.3	30.3
Rebounding margin.....	+7.1	-
ASSISTS.....	331	278
Assists per game.....	16.6	13.9
TURNOVERS.....	251	271
Turnovers per game.....	12.6	13.6
Turnover margin.....	+1.0	-
Assist/turnover ratio..	1.3	1.0
STEALS.....	120	136
Steals per game.....	6.0	6.8
BLOCKS.....	70	74
Blocks per game.....	3.5	3.7
WINNING STREAK.....	2	-
Home win streak.....	5	-
ATTENDANCE.....	118969	41636
Home games-Avg/Game....	12-9914	5-5404
Neutral site-Avg/Game..	-	3-4872

SCORE BY PERIODS:	1st	2nd	Total
Xavier.....	776	792	- 1568
Opponents.....	553	687	- 1240

2007-08 Xavier Men's Basketball  
Xavier Team Game-by-Game (as of Jan 24, 2008)  
All games

TEAM STATISTICS

Opponent	Date	Score	W/L	---TOTAL---		--3-PTRS--		FT-FTA		----REBOUNDS----				PF	A	TO	Blk	Stl	Pts---Avg	
				FG-FGA	Pct	3FG-FGA	Pct	Pct	Off	Def	Tot	Avg								
SOUTHEAST MISSOURI ST	11/10/07	90-59	W	32-78	.410	11-32	.344	15-26	.577	27	27	54	54.0	17	21	10	4	10	90	90.0
at Miami (Ohio)	11/13/07	57-59	L	21-47	.447	6-16	.375	9-14	.643	8	17	25	39.5	15	10	11	3	4	57	73.5
COPPIN STATE	11/20/07	98-49	W	36-60	.600	10-24	.417	16-20	.800	11	28	39	39.3	14	24	13	6	13	98	81.7
vs Kent State Golden	11/23/07	78-65	W	28-49	.571	3-12	.250	19-23	.826	5	23	28	36.5	19	18	9	3	2	78	80.8
vs Indiana Hoosiers	11/24/07	80-65	W	28-61	.459	4-12	.333	20-30	.667	16	25	41	37.4	17	16	11	4	6	80	80.6
OAKLAND	11/28/07	93-68	W	32-63	.508	11-25	.440	18-24	.750	17	29	46	38.8	18	19	14	3	5	93	82.7
BELMONT	12/01/07	90-49	W	32-63	.508	10-19	.526	16-21	.762	12	39	51	40.6	16	14	13	4	7	90	83.7
CREIGHTON	12/05/07	79-66	W	27-54	.500	7-12	.583	18-20	.900	8	24	32	39.5	14	17	17	4	6	79	83.1
CINCINNATI	12/12/07	64-59	W	22-57	.386	6-26	.231	14-16	.875	12	26	38	39.3	15	11	12	5	7	64	81.0
at Arizona State	12-15-07	55-77	L	19-62	.306	5-24	.208	12-15	.800	16	14	30	38.4	16	10	10	0	5	55	78.4
TENNESSEE	12/22/07	75-82	L	23-50	.460	5-18	.278	24-27	.889	12	27	39	38.5	19	10	21	5	3	75	78.1
DELAWARE STATE	12/28/07	65-33	W	25-51	.490	5-18	.278	10-15	.667	14	32	46	39.1	11	15	11	3	6	65	77.0
vs Kansas State	12/31/07	103-77	W	32-60	.533	9-17	.529	30-39	.769	15	23	38	39.0	17	16	9	5	8	103	79.0
VIRGINIA	01/03/08	108-70	W	37-58	.638	16-26	.615	18-21	.857	8	24	32	38.5	22	27	13	5	6	108	81.1
at Auburn	01-06-08	80-57	W	27-46	.587	16-26	.615	10-10	1.000	4	28	32	38.1	16	22	18	1	6	80	81.0
ST. BONAVENTURE	01/09/08	83-68	W	29-58	.500	12-27	.444	13-20	.650	11	23	34	37.8	17	19	10	3	4	83	81.1
FORDHAM	01/12/08	68-50	W	20-48	.417	9-21	.429	19-24	.792	9	23	32	37.5	16	14	11	3	5	68	80.4
at Temple	01/16/08	59-78	L	22-57	.386	6-20	.300	9-13	.692	11	21	32	37.2	15	12	12	1	4	59	79.2
at George Washington	1/19/08	74-66	W	24-53	.453	10-26	.385	16-24	.667	13	24	37	37.2	17	20	11	1	5	74	78.9
DAYTON	01/24/08	69-43	W	25-53	.472	11-23	.478	8-10	.800	12	29	41	37.3	17	16	15	7	8	69	78.4
Xavier		1568		541-1128	.480	172-424	.406	314-412	.762	241	506	747	37.3	328	331	251	70	120	1568	78.4
Opponents		1240		447-1103	.405	140-430	.326	206-303	.680	202	404	606	30.3	378	278	271	74	136	1240	62.0

Games played: 20  
Points/game: 78.4  
FG Pct: 48.0  
3FG Pct: 40.6  
FT Pct: 76.2

Rebounds/game: 37.3  
Assists/game: 16.6  
Turnovers/game: 12.6  
Assist/turnover ratio: 1.3  
Steals/game: 6.0  
Blocks/game: 3.5

2007-08 Xavier Men's Basketball  
 Xavier Opponent Game-by-Game (as of Jan 24, 2008)  
 All games

OPPONENT STATISTICS

Opponent	Date	Score	W/L	---TOTAL---		--3-PTRS--		FT-FTA		----REBOUNDS----				PF	A	TO	Blk	Stl	Pts---Avg	
				FG-FGA	Pct	3FG-FGA	Pct	Pct	Off	Def	Tot	Avg								
SOUTHEAST MISSOURI ST	11/10/07	90-59	W	24-59	.407	5-18	.278	6-13	.462	12	24	36	36.0	21	11	20	9	5	59	59.0
at Miami (Ohio)	11/13/07	57-59	L	20-45	.444	7-21	.333	12-15	.800	9	20	29	32.5	16	9	14	6	4	59	59.0
COPPIN STATE	11/20/07	98-49	W	20-52	.385	5-19	.263	4-8	.500	6	16	22	29.0	16	12	17	1	5	49	55.7
vs Kent State Golden	11/23/07	78-65	W	22-55	.400	6-18	.333	15-19	.789	11	18	29	29.0	22	14	10	2	5	65	58.0
vs Indiana Hoosiers	11/24/07	80-65	W	25-65	.385	1-15	.067	14-16	.875	17	25	42	31.6	25	14	12	3	5	65	59.4
OAKLAND	11/28/07	93-68	W	24-59	.407	8-22	.364	12-17	.706	8	17	25	30.5	18	15	12	9	5	68	60.8
BELMONT	12/01/07	90-49	W	17-64	.266	8-30	.267	7-13	.538	11	22	33	30.9	23	14	15	4	11	49	59.1
CREIGHTON	12/05/07	79-66	W	28-61	.459	7-22	.318	3-7	.429	8	21	29	30.6	20	15	17	4	8	66	60.0
CINCINNATI	12/12/07	64-59	W	22-65	.338	8-18	.444	7-10	.700	18	25	43	32.0	16	17	12	0	6	59	59.9
at Arizona State	12-15-07	55-77	L	25-42	.595	10-19	.526	17-22	.773	6	28	34	32.2	19	14	16	4	7	77	61.6
TENNESSEE	12/22/07	75-82	L	31-63	.492	5-20	.250	15-20	.750	9	17	26	31.6	21	17	10	3	15	82	63.5
DELAWARE STATE	12/28/07	65-33	W	12-46	.261	7-22	.318	2-5	.400	5	15	20	30.7	13	11	10	2	6	33	60.9
vs Kansas State	12/31/07	103-77	W	28-63	.444	9-25	.360	12-19	.632	16	18	34	30.9	28	18	16	4	6	77	62.2
VIRGINIA	01/03/08	108-70	W	22-58	.379	6-18	.333	20-29	.690	15	15	30	30.9	22	14	12	3	6	70	62.7
at Auburn	01-06-08	80-57	W	19-53	.358	10-30	.333	9-11	.818	7	15	22	30.3	16	13	13	1	8	57	62.3
ST. BONAVENTURE	01/09/08	83-68	W	25-54	.463	11-18	.611	7-10	.700	8	21	29	30.2	16	18	14	2	7	68	62.7
FORDHAM	01/12/08	68-50	W	19-45	.422	5-22	.227	7-15	.467	8	22	30	30.2	20	10	14	3	8	50	61.9
at Temple	01/16/08	59-78	L	28-55	.509	13-27	.481	9-14	.643	8	28	36	30.5	15	21	11	7	8	78	62.8
at George Washington	1/19/08	74-66	W	22-53	.415	7-28	.250	15-22	.682	12	21	33	30.6	19	12	11	4	6	66	63.0
DAYTON	01/24/08	69-43	W	14-46	.304	2-18	.111	13-18	.722	8	16	24	30.3	12	9	15	3	5	43	62.0
Opponents		1240		447-1103	.405	140-430	.326	206-303	.680	202	404	606	30.3	378	278	271	74	136	1240	62.0
Xavier		1568		541-1128	.480	172-424	.406	314-412	.762	241	506	747	37.3	328	331	251	70	120	1568	78.4

Games played: 20  
 Points/game: 62.0  
 FG Pct: 40.5  
 3FG Pct: 32.6  
 FT Pct: 68.0

Rebounds/game: 30.3  
 Assists/game: 13.9  
 Turnovers/game: 13.6  
 Assist/turnover ratio: 1.0  
 Steals/game: 6.8  
 Blocks/game: 3.7

2007-08 Xavier Men's Basketball  
Xavier Team Game-by-Game Comparison (as of Jan 24, 2008)  
All games

Opponent	1st	2nd	Score	Mar	Total FG	FG Pct	3-Pointers	3FG Pct	Free Throws	FT Pct	Rebounds	Assist	TOver	Block	Steal	Fouls	
SOUTHEAST MISSOURI STATE.....	46/30	44/29	90-59	+31	32-78/24-59	.410/.407	11-32/ 5-18	.344/.278	15-26/ 6-13	.577/.462	54/36	+18	21/11	10/20	4/9	10/5	17/21
Miami (Ohio).....	32/21	25/38	57-59	(2)	21-47/20-45	.447/.444	6-16/ 7-21	.375/.333	9-14/12-15	.643/.800	25/29	(4)	10/9	11/14	3/6	4/4	15/16
COPPIN STATE.....	36/25	62/24	98-49	+49	36-60/20-52	.600/.385	10-24/ 5-19	.417/.263	16-20/ 4-8	.800/.500	39/22	+17	24/12	13/17	6/1	13/5	14/16
Kent State Golden Fl.....	31/30	47/35	78-65	+13	28-49/22-55	.571/.400	3-12/ 6-18	.250/.333	19-23/15-19	.826/.789	28/29	(1)	18/14	9/10	3/2	2/5	19/22
Indiana Hoosiers.....	40/29	40/36	80-65	+15	28-61/25-65	.459/.385	4-12/ 1-15	.333/.067	20-30/14-16	.667/.875	41/42	(1)	16/14	11/12	4/3	6/5	17/25
OAKLAND.....	51/33	42/35	93-68	+25	32-63/24-59	.508/.407	11-25/ 8-22	.440/.364	18-24/12-17	.750/.706	46/25	+21	19/15	14/12	3/9	5/5	18/18
BELMONT.....	41/25	49/24	90-49	+41	32-63/17-64	.508/.266	10-19/ 8-30	.526/.267	16-21/ 7-13	.762/.538	51/33	+18	14/14	13/15	4/4	7/11	16/23
CREIGHTON.....	47/32	32/34	79-66	+13	27-54/28-61	.500/.459	7-12/ 7-22	.583/.318	18-20/ 3-7	.900/.429	32/29	+3	17/15	17/17	4/4	6/8	14/20
CINCINNATI.....	29/25	35/34	64-59	+5	22-57/22-65	.386/.338	6-26/ 8-18	.231/.444	14-16/ 7-10	.875/.700	38/43	(5)	11/17	12/12	5/0	7/6	15/16
Arizona State.....	28/33	27/44	55-77	(22)	19-62/25-42	.306/.595	5-24/10-19	.208/.526	12-15/17-22	.800/.773	30/34	(4)	10/14	10/16	0/4	5/7	16/19
TENNESSEE.....	36/39	39/43	75-82	(7)	23-50/31-63	.460/.492	5-18/ 5-20	.278/.250	24-27/15-20	.889/.750	39/26	+13	10/17	21/10	5/3	3/15	19/21
DELAWARE STATE.....	40/17	25/16	65-33	+32	25-51/12-46	.490/.261	5-18/ 7-22	.278/.318	10-15/ 2-5	.667/.400	46/20	+26	15/11	11/10	3/2	6/6	11/13
Kansas State.....	44/25	59/52	103-77	+26	32-60/28-63	.533/.444	9-17/ 9-25	.529/.360	30-39/12-19	.769/.632	38/34	+4	16/18	9/16	5/4	8/6	17/28
VIRGINIA.....	61/30	47/40	108-70	+38	37-58/22-58	.638/.379	16-26/ 6-18	.615/.333	18-21/20-29	.857/.690	32/30	+2	27/14	13/12	5/3	6/6	22/22
Auburn.....	42/25	38/32	80-57	+23	27-46/19-53	.587/.358	16-26/10-30	.615/.333	10-10/ 9-11	1000/.818	32/22	+10	22/13	18/13	1/1	6/8	16/16
ST. BONAVENTURE.....	44/30	39/38	83-68	+15	29-58/25-54	.500/.463	12-27/11-18	.444/.611	13-20/ 7-10	.650/.700	34/29	+5	19/18	10/14	3/2	4/7	17/16
FORDHAM.....	32/26	36/24	68-50	+18	20-48/19-45	.417/.422	9-21/ 5-22	.429/.227	19-24/ 7-15	.792/.467	32/30	+2	14/10	11/14	3/3	5/8	16/20
Temple.....	27/30	32/48	59-78	(19)	22-57/28-55	.386/.509	6-20/13-27	.300/.481	9-13/ 9-14	.692/.643	32/36	(4)	12/21	12/11	1/7	4/8	15/15
George Washington.....	33/30	41/36	74-66	+8	24-53/22-53	.453/.415	10-26/ 7-28	.385/.250	16-24/15-22	.667/.682	37/33	+4	20/12	11/11	1/4	5/6	17/19
DAYTON.....	36/18	33/25	69-43	+26	25-53/14-46	.472/.304	11-23/ 2-18	.478/.111	8-10/13-18	.800/.722	41/24	+17	16/9	15/15	7/3	8/5	17/12

Note: Game totals are displayed in the format TEAM/OPPONENT for each category

2007-08 Xavier Men's Basketball  
Xavier Team High/Low Analysis (as of Jan 24, 2008)  
All games

Xavier - TEAM GAME HIGHS

POINTS.....	108	vs Virginia (01/03/08)
	103	vs Kansas State (12/31/07)
	98	vs Coppin State (11/20/07)
	93	vs Oakland (11/28/07)
	90	vs Belmont (12/01/07)
	90	vs Southeast Missouri State (11/10/07)
FIELD GOALS MADE.....	37	vs Virginia (01/03/08)
	36	vs Coppin State (11/20/07)
FIELD GOAL ATTEMPTS.....	78	vs Southeast Missouri State (11/10/07)
	63	vs Belmont (12/01/07)
	63	vs Oakland (11/28/07)
FIELD GOAL PERCENTAGE.....	.638 (37-58)	vs Virginia (01/03/08)
	.600 (36-60)	vs Coppin State (11/20/07)
3 PT FIELD GOALS MADE.....	16	at Auburn (01-06-08)
	16	vs Virginia (01/03/08)
3 PT FG ATTEMPTS.....	32	vs Southeast Missouri State (11/10/07)
	27	vs St. Bonaventure (01/09/08)
3 PT FG PERCENTAGE.....	.615 (16-26)	at Auburn (01-06-08)
	.615 (16-26)	vs Virginia (01/03/08)
FREE THROWS MADE.....	30	vs Kansas State (12/31/07)
	24	vs Tennessee (12/22/07)
FREE THROW ATTEMPTS.....	39	vs Kansas State (12/31/07)
	30	vs Indiana Hoosiers (11/24/07)
FREE THROW PERCENTAGE.....	1.000 (10-10)	at Auburn (01-06-08)
	.900 (18-20)	vs Creighton (12/05/07)
REBOUNDS.....	54	vs Southeast Missouri State (11/10/07)
	51	vs Belmont (12/01/07)
ASSISTS.....	27	vs Virginia (01/03/08)
	24	vs Coppin State (11/20/07)
STEALS.....	13	vs Coppin State (11/20/07)
	10	vs Southeast Missouri State (11/10/07)
BLOCKED SHOTS.....	7	vs Dayton (01/24/08)
	6	vs Coppin State (11/20/07)
TURNOVERS.....	21	vs Tennessee (12/22/07)
	18	at Auburn (01-06-08)
FOULS.....	22	vs Virginia (01/03/08)
	19	vs Tennessee (12/22/07)
	19	vs Kent State Golden Fl (11/23/07)

2007-08 Xavier Men's Basketball  
Xavier High/Low Analysis (as of Jan 24, 2008)  
All games

Opponent - GAME HIGHS

POINTS.....	82	vs Tennessee (12/22/07)
	78	at Temple (01/16/08)
	77	vs Kansas State (12/31/07)
	77	at Arizona State (12-15-07)
	70	vs Virginia (01/03/08)
FIELD GOALS MADE.....	31	vs Tennessee (12/22/07)
	28	at Temple (01/16/08)
	28	vs Kansas State (12/31/07)
	28	vs Creighton (12/05/07)
FIELD GOAL ATTEMPTS.....	65	vs Cincinnati (12/12/07)
	65	vs Indiana Hoosiers (11/24/07)
FIELD GOAL PERCENTAGE.....	.595 (25-42)	at Arizona State (12-15-07)
	.509 (28-55)	at Temple (01/16/08)
3 PT FIELD GOALS MADE.....	13	at Temple (01/16/08)
	11	vs St. Bonaventure (01/09/08)
3 PT FG ATTEMPTS.....	30	at Auburn (01-06-08)
	30	vs Belmont (12/01/07)
3 PT FG PERCENTAGE.....	.611 (11-18)	vs St. Bonaventure (01/09/08)
	.526 (10-19)	at Arizona State (12-15-07)
FREE THROWS MADE.....	20	vs Virginia (01/03/08)
	17	at Arizona State (12-15-07)
FREE THROW ATTEMPTS.....	29	vs Virginia (01/03/08)
	22	at George Washington (1/19/08)
	22	at Arizona State (12-15-07)
FREE THROW PERCENTAGE.....	.875 (14-16)	vs Indiana Hoosiers (11/24/07)
	.818 ( 9-11)	at Auburn (01-06-08)
REBOUNDS.....	43	vs Cincinnati (12/12/07)
	42	vs Indiana Hoosiers (11/24/07)
ASSISTS.....	21	at Temple (01/16/08)
	18	vs St. Bonaventure (01/09/08)
	18	vs Kansas State (12/31/07)
STEALS.....	15	vs Tennessee (12/22/07)
	11	vs Belmont (12/01/07)
BLOCKED SHOTS.....	9	vs Oakland (11/28/07)
	9	vs Southeast Missouri State (11/10/07)
TURNOVERS.....	20	vs Southeast Missouri State (11/10/07)
	17	vs Creighton (12/05/07)
	17	vs Coppin State (11/20/07)
FOULS.....	28	vs Kansas State (12/31/07)
	25	vs Indiana Hoosiers (11/24/07)

2007-08 Xavier Men's Basketball  
Xavier High/Low Analysis (as of Jan 24, 2008)  
All games

Xavier - GAME LOWS

POINTS.....	55	at Arizona State (12-15-07)
	57	at Miami (Ohio) (11/13/07)
	59	at Temple (01/16/08)
	64	vs Cincinnati (12/12/07)
	65	vs Delaware State (12/28/07)
FIELD GOALS MADE.....	19	at Arizona State (12-15-07)
	20	vs Fordham (01/12/08)
FIELD GOAL ATTEMPTS.....	46	at Auburn (01-06-08)
	47	at Miami (Ohio) (11/13/07)
FIELD GOAL PERCENTAGE.....	.306 (19-62)	at Arizona State (12-15-07)
	.386 (22-57)	vs Cincinnati (12/12/07)
	.386 (22-57)	at Temple (01/16/08)
3 PT FIELD GOALS MADE.....	3	vs Kent State Golden Fl (11/23/07)
	4	vs Indiana Hoosiers (11/24/07)
3 PT FG ATTEMPTS.....	12	vs Kent State Golden Fl (11/23/07)
	12	vs Indiana Hoosiers (11/24/07)
	12	vs Creighton (12/05/07)
3 PT FG PERCENTAGE.....	.208 ( 5-24)	at Arizona State (12-15-07)
	.231 ( 6-26)	vs Cincinnati (12/12/07)
FREE THROWS MADE.....	8	vs Dayton (01/24/08)
	9	at Miami (Ohio) (11/13/07)
	9	at Temple (01/16/08)
FREE THROW ATTEMPTS.....	10	at Auburn (01-06-08)
	10	vs Dayton (01/24/08)
FREE THROW PERCENTAGE.....	.577 (15-26)	vs Southeast Missouri State (11/10/07)
	.643 ( 9-14)	at Miami (Ohio) (11/13/07)
REBOUNDS.....	25	at Miami (Ohio) (11/13/07)
	28	vs Kent State Golden Fl (11/23/07)
ASSISTS.....	10	at Miami (Ohio) (11/13/07)
	10	at Arizona State (12-15-07)
	10	vs Tennessee (12/22/07)
STEALS.....	2	vs Kent State Golden Fl (11/23/07)
	3	vs Tennessee (12/22/07)
BLOCKED SHOTS.....	0	at Arizona State (12-15-07)
	1	at Auburn (01-06-08)
	1	at Temple (01/16/08)
	1	at George Washington (1/19/08)
TURNOVERS.....	9	vs Kent State Golden Fl (11/23/07)
	9	vs Kansas State (12/31/07)
FOULS.....	11	vs Delaware State (12/28/07)
	14	vs Coppin State (11/20/07)
	14	vs Creighton (12/05/07)

2007-08 Xavier Men's Basketball  
Xavier High/Low Analysis (as of Jan 24, 2008)  
All games

Opponent - GAME LOWS

POINTS.....	33	vs Delaware State (12/28/07)
	43	vs Dayton (01/24/08)
	49	vs Coppin State (11/20/07)
	49	vs Belmont (12/01/07)
	50	vs Fordham (01/12/08)
FIELD GOALS MADE.....	12	vs Delaware State (12/28/07)
	14	vs Dayton (01/24/08)
FIELD GOAL ATTEMPTS.....	42	at Arizona State (12-15-07)
	45	at Miami (Ohio) (11/13/07)
	45	vs Fordham (01/12/08)
FIELD GOAL PERCENTAGE.....	.261 (12-46)	vs Delaware State (12/28/07)
	.266 (17-64)	vs Belmont (12/01/07)
3 PT FIELD GOALS MADE.....	1	vs Indiana Hoosiers (11/24/07)
	2	vs Dayton (01/24/08)
3 PT FG ATTEMPTS.....	15	vs Indiana Hoosiers (11/24/07)
	18	vs Southeast Missouri State (11/10/07)
	18	vs Kent State Golden Fl (11/23/07)
	18	vs Cincinnati (12/12/07)
	18	vs Virginia (01/03/08)
	18	vs St. Bonaventure (01/09/08)
	18	vs Dayton (01/24/08)
3 PT FG PERCENTAGE.....	.067 ( 1-15)	vs Indiana Hoosiers (11/24/07)
	.111 ( 2-18)	vs Dayton (01/24/08)
FREE THROWS MADE.....	2	vs Delaware State (12/28/07)
	3	vs Creighton (12/05/07)
FREE THROW ATTEMPTS.....	5	vs Delaware State (12/28/07)
	7	vs Creighton (12/05/07)
FREE THROW PERCENTAGE.....	.400 ( 2-5 )	vs Delaware State (12/28/07)
	.429 ( 3-7 )	vs Creighton (12/05/07)
REBOUNDS.....	20	vs Delaware State (12/28/07)
	22	vs Coppin State (11/20/07)
	22	at Auburn (01-06-08)
ASSISTS.....	9	at Miami (Ohio) (11/13/07)
	9	vs Dayton (01/24/08)
STEALS.....	4	at Miami (Ohio) (11/13/07)
	5	vs Southeast Missouri State (11/10/07)
	5	vs Coppin State (11/20/07)
	5	vs Kent State Golden Fl (11/23/07)
	5	vs Indiana Hoosiers (11/24/07)
	5	vs Oakland (11/28/07)
	5	vs Dayton (01/24/08)
BLOCKED SHOTS.....	0	vs Cincinnati (12/12/07)
	1	vs Coppin State (11/20/07)
	1	at Auburn (01-06-08)
TURNOVERS.....	10	vs Kent State Golden Fl (11/23/07)
	10	vs Tennessee (12/22/07)
	10	vs Delaware State (12/28/07)
FOULS.....	12	vs Dayton (01/24/08)
	13	vs Delaware State (12/28/07)