

**MPSF Swim & Dive Championships, Sanction #: 12-011****East Los Angeles College****Results - Thursday Finals****Event 5 Women 500 Yard Freestyle**

NCAA A-Cut: 4:38.46 !

NCAA B-Cut: 4:47.79 &amp;

MPSF Meet: 4:48.60 % 2/24/2011 Andrea Ward

UCSB

| Name                      | Yr              | School                       | Prelim Time     | Finals Time | Points |
|---------------------------|-----------------|------------------------------|-----------------|-------------|--------|
| <b>Championship Final</b> |                 |                              |                 |             |        |
| 1 Ward, Andrea            | SO              | UC Santa Barbara-CA          | 4:53.54         | 4:50.41     | 20     |
| 26.29                     | 54.91 (28.62)   | 1:23.70 (28.79)              | 1:52.66 (28.96) |             |        |
| 2:21.73 (29.07)           | 2:51.15 (29.42) | 3:20.86 (29.71)              | 3:51.01 (30.15) |             |        |
| 4:20.99 (29.98)           | 4:50.41 (29.42) |                              |                 |             |        |
| 2 Dodds, Allie            | SO              | Brigham Young University-UT  | 4:52.09         | 4:52.03     | 17     |
| 26.64                     | 55.25 (28.61)   | 1:24.76 (29.51)              | 1:54.29 (29.53) |             |        |
| 2:23.89 (29.60)           | 2:53.43 (29.54) | 3:22.95 (29.52)              | 3:52.73 (29.78) |             |        |
| 4:22.75 (30.02)           | 4:52.03 (29.28) |                              |                 |             |        |
| 3 Xu, Amy                 | SR              | Brigham Young University-UT  | 4:53.18         | 4:54.00     | 16     |
| 26.87                     | 55.64 (28.77)   | 1:25.46 (29.82)              | 1:55.18 (29.72) |             |        |
| 2:25.15 (29.97)           | 2:55.13 (29.98) | 3:25.08 (29.95)              | 3:54.82 (29.74) |             |        |
| 4:24.59 (29.77)           | 4:54.00 (29.41) |                              |                 |             |        |
| 4 Welsh, Alia             | FR              | Brigham Young University-UT  | 4:55.82         | 4:54.17     | 15     |
| 26.99                     | 56.03 (29.04)   | 1:25.68 (29.65)              | 1:55.59 (29.91) |             |        |
| 2:25.54 (29.95)           | 2:55.52 (29.98) | 3:25.43 (29.91)              | 3:55.09 (29.66) |             |        |
| 4:24.51 (29.42)           | 4:54.17 (29.66) |                              |                 |             |        |
| 5 Buck, Lacey             | SR              | Cal Poly-CA                  | 4:51.83         | 4:54.27     | 14     |
| 26.42                     | 55.25 (28.83)   | 1:24.78 (29.53)              | 1:54.50 (29.72) |             |        |
| 2:24.37 (29.87)           | 2:54.36 (29.99) | 3:24.49 (30.13)              | 3:54.71 (30.22) |             |        |
| 4:24.89 (30.18)           | 4:54.27 (29.38) |                              |                 |             |        |
| 6 Hunt, Emma              | JR              | UC Santa Barbara-CA          | 4:55.17         | 4:55.32     | 13     |
| 26.80                     | 55.90 (29.10)   | 1:25.30 (29.40)              | 1:55.09 (29.79) |             |        |
| 2:25.14 (30.05)           | 2:55.38 (30.24) | 3:25.65 (30.27)              | 3:55.85 (30.20) |             |        |
| 4:25.94 (30.09)           | 4:55.32 (29.38) |                              |                 |             |        |
| 7 Velasquez, Micaela      | FR              | UC Santa Barbara-CA          | 4:55.32         | 4:58.41     | 12     |
| 27.12                     | 56.12 (29.00)   | 1:25.70 (29.58)              | 1:56.02 (30.32) |             |        |
| 2:26.64 (30.62)           | 2:57.40 (30.76) | 3:27.94 (30.54)              | 3:58.58 (30.64) |             |        |
| 4:28.90 (30.32)           | 4:58.41 (29.51) |                              |                 |             |        |
| 8 Alanis, Heren           | FR              | UC Santa Barbara-CA          | 4:52.05         | 4:59.14     | 11     |
| 26.48                     | 55.32 (28.84)   | 1:24.74 (29.42)              | 1:54.64 (29.90) |             |        |
| 2:25.02 (30.38)           | 2:55.60 (30.58) | 3:26.37 (30.77)              | 3:57.45 (31.08) |             |        |
| 4:28.76 (31.31)           | 4:59.14 (30.38) |                              |                 |             |        |
| <b>Consolation Final</b>  |                 |                              |                 |             |        |
| 9 Shillington, Hayley     | SO              | University of the Pacific-PC | 4:55.99         | 4:52.90     | 9      |
| 27.00                     | 55.77 (28.77)   | 1:24.94 (29.17)              | 1:54.15 (29.21) |             |        |
| 2:23.57 (29.42)           | 2:53.22 (29.65) | 3:23.01 (29.79)              | 3:53.35 (30.34) |             |        |
| 4:23.70 (30.35)           | 4:52.90 (29.20) |                              |                 |             |        |
| 10 Finucane, Francesca    | JR              | University of San Diego-SI   | 4:57.38         | 4:55.14     | 7      |
| 27.68                     | 57.53 (29.85)   | 1:27.42 (29.89)              | 1:57.48 (30.06) |             |        |
| 2:27.70 (30.22)           | 2:57.96 (30.26) | 3:27.91 (29.95)              | 3:57.60 (29.69) |             |        |
| 4:26.76 (29.16)           | 4:55.14 (28.38) |                              |                 |             |        |

**MPSF Swim & Dive Championships, Sanction #: 12-011****East Los Angeles College****Results - Thursday Finals****Consolation Final ... (Event 5 Women 500 Yard Freestyle)**

| Name                | Yr              | School                            | Prelim Time     | Finals Time | Points |
|---------------------|-----------------|-----------------------------------|-----------------|-------------|--------|
| 11 Bugbee, Bridget  | JR              | University of Calif, Davis-PC     | 4:59.14         | 4:55.31     | 6      |
| 26.95               | 56.43 (29.48)   | 1:26.18 (29.75)                   | 1:56.42 (30.24) |             |        |
| 2:26.57 (30.15)     | 2:56.84 (30.27) | 3:27.17 (30.33)                   | 3:57.37 (30.20) |             |        |
| 4:27.05 (29.68)     | 4:55.31 (28.26) |                                   |                 |             |        |
| 12 France, Kylie    | SR              | Cal Poly-CA                       | 4:57.33         | 4:57.17     | 5      |
| 27.46               | 56.99 (29.53)   | 1:26.96 (29.97)                   | 1:56.97 (30.01) |             |        |
| 2:27.13 (30.16)     | 2:57.84 (30.71) | 3:27.86 (30.02)                   | 3:57.92 (30.06) |             |        |
| 4:27.85 (29.93)     | 4:57.17 (29.32) |                                   |                 |             |        |
| 13 Nystrom, Isabell | SR              | California State University Ba-CC | 4:59.15         | 4:57.97     | 4      |
| 27.70               | 57.54 (29.84)   | 1:27.65 (30.11)                   | 1:57.85 (30.20) |             |        |
| 2:27.96 (30.11)     | 2:57.74 (29.78) | 3:28.19 (30.45)                   | 3:58.52 (30.33) |             |        |
| 4:28.80 (30.28)     | 4:57.97 (29.17) |                                   |                 |             |        |
| 14 Benefield, Grace | JR              | University of Calif, Davis-PC     | 4:57.27         | 4:59.27     | 3      |
| 27.90               | 57.45 (29.55)   | 1:27.49 (30.04)                   | 1:57.73 (30.24) |             |        |
| 2:27.94 (30.21)     | 2:57.69 (29.75) | 3:28.03 (30.34)                   | 3:58.57 (30.54) |             |        |
| 4:29.16 (30.59)     | 4:59.27 (30.11) |                                   |                 |             |        |
| 15 Noonan, Taylor   | FR              | University of San Diego-SI        | 4:58.29         | 4:59.73     | 2      |
| 27.68               | 57.35 (29.67)   | 1:27.15 (29.80)                   | 1:57.25 (30.10) |             |        |
| 2:27.37 (30.12)     | 2:57.65 (30.28) | 3:28.04 (30.39)                   | 3:58.69 (30.65) |             |        |
| 4:29.36 (30.67)     | 4:59.73 (30.37) |                                   |                 |             |        |
| 16 Swalin, Jayme    | SR              | University of the Pacific-PC      | 4:59.73         | 5:00.58     | 1      |
| 26.78               | 55.97 (29.19)   | 1:25.90 (29.93)                   | 1:56.14 (30.24) |             |        |
| 2:26.42 (30.28)     | 2:57.09 (30.67) | 3:27.71 (30.62)                   | 3:58.58 (30.87) |             |        |
| 4:29.80 (31.22)     | 5:00.58 (30.78) |                                   |                 |             |        |

**Bonus Final**

|                      |                 |                               |                 |         |  |
|----------------------|-----------------|-------------------------------|-----------------|---------|--|
| 17 Enguidanos, Belen | FR              | Cal Poly-CA                   | 5:01.03         | 4:57.90 |  |
| 27.67                | 56.98 (29.31)   | 1:26.71 (29.73)               | 1:56.85 (30.14) |         |  |
| 2:26.96 (30.11)      | 2:57.24 (30.28) | 3:27.83 (30.59)               | 3:58.37 (30.54) |         |  |
| 4:28.41 (30.04)      | 4:57.90 (29.49) |                               |                 |         |  |
| 18 Troup, Karley     | SO              | University of Calif, Davis-PC | 5:01.15         | 5:00.27 |  |
| 27.40                | 56.93 (29.53)   | 1:26.78 (29.85)               | 1:56.86 (30.08) |         |  |
| 2:26.93 (30.07)      | 2:57.13 (30.20) | 3:27.73 (30.60)               | 3:58.85 (31.12) |         |  |
| 4:29.99 (31.14)      | 5:00.27 (30.28) |                               |                 |         |  |
| 19 Chaplin, Jenna    | JR              | University of the Pacific-PC  | 5:02.40         | 5:00.86 |  |
| 27.71                | 57.77 (30.06)   | 1:28.10 (30.33)               | 1:58.74 (30.64) |         |  |
| 2:29.38 (30.64)      | 3:00.01 (30.63) | 3:30.22 (30.21)               | 4:00.79 (30.57) |         |  |
| 4:31.36 (30.57)      | 5:00.86 (29.50) |                               |                 |         |  |
| 20 Garcia, Monica    | SO              | UC Santa Barbara-CA           | 5:02.29         | 5:02.01 |  |
| 28.02                | 57.33 (29.31)   | 1:27.43 (30.10)               | 1:57.71 (30.28) |         |  |
| 2:28.15 (30.44)      | 2:58.74 (30.59) | 3:29.46 (30.72)               | 4:00.34 (30.88) |         |  |
| 4:31.45 (31.11)      | 5:02.01 (30.56) |                               |                 |         |  |
| 21 Silvas, Caralynn  | FR              | University of Calif, Davis-PC | 5:04.74         | 5:03.00 |  |
| 27.35                | 56.76 (29.41)   | 1:26.88 (30.12)               | 1:57.05 (30.17) |         |  |
| 2:27.59 (30.54)      | 2:58.90 (31.31) | 3:30.12 (31.22)               | 4:02.02 (31.90) |         |  |
| 4:33.16 (31.14)      | 5:03.00 (29.84) |                               |                 |         |  |

**MPSF Swim & Dive Championships, Sanction #: 12-011****East Los Angeles College****Results - Thursday Finals****Bonus Final ... (Event 5 Women 500 Yard Freestyle)**

| Name                        | Yr              | School                        | Prelim Time     | Finals Time | Points |
|-----------------------------|-----------------|-------------------------------|-----------------|-------------|--------|
| 22 Wolter, Casey            | FR              | Northern Colorado-CO          | 5:03.61         | 5:03.44     |        |
| 27.35                       | 56.90 (29.55)   | 1:27.57 (30.67)               | 1:58.45 (30.88) |             |        |
| 2:29.35 (30.90)             | 3:00.28 (30.93) | 3:31.58 (31.30)               | 4:02.63 (31.05) |             |        |
| 4:33.69 (31.06)             | 5:03.44 (29.75) |                               |                 |             |        |
| 23 Cameron, Brittney-Odette | SO              | University of the Pacific-PC  | 5:05.18         | 5:04.01     |        |
| 27.36                       | 57.22 (29.86)   | 1:27.73 (30.51)               | 1:58.75 (31.02) |             |        |
| 2:29.76 (31.01)             | 3:00.95 (31.19) | 3:31.86 (30.91)               | 4:02.81 (30.95) |             |        |
| 4:33.96 (31.15)             | 5:04.01 (30.05) |                               |                 |             |        |
| 24 Winters, Sarah           | SO              | University of Calif, Davis-PC | 5:00.37         | 5:08.81     |        |
| 27.57                       | 57.37 (29.80)   | 1:28.08 (30.71)               | 1:59.23 (31.15) |             |        |
| 2:30.43 (31.20)             | 3:02.06 (31.63) | 3:33.95 (31.89)               | 4:06.07 (32.12) |             |        |
| 4:37.92 (31.85)             | 5:08.81 (30.89) |                               |                 |             |        |

**Event 6 Men 500 Yard Freestyle**

NCAA A-Cut: 4:15.68 !

NCAA B-Cut: 4:25.29 &amp;

MPSF Meet: 4:25.30 % 2/16/2012 Mitchell Huxhold

Cal Bakersfield

| Name                      | Yr              | School                            | Prelim Time     | Finals Time | Points |
|---------------------------|-----------------|-----------------------------------|-----------------|-------------|--------|
| <b>Championship Final</b> |                 |                                   |                 |             |        |
| 1 Griffel, Ethan          | SO              | Wyoming, University of-WY         | 4:25.43         | 4:24.47 &   | 20     |
| 24.48                     | 50.59 (26.11)   | 1:17.71 (27.12)                   | 1:45.00 (27.29) |             |        |
| 2:12.05 (27.05)           | 2:38.64 (26.59) | 3:05.18 (26.54)                   | 3:31.90 (26.72) |             |        |
| 3:58.51 (26.61)           | 4:24.47 (25.96) |                                   |                 |             |        |
| 2 Butler, Corydon         | SR              | U.S. Air Force Academy-CO         | 4:25.39         | 4:25.14 &   | 17     |
| 24.43                     | 50.80 (26.37)   | 1:17.41 (26.61)                   | 1:44.29 (26.88) |             |        |
| 2:11.09 (26.80)           | 2:37.87 (26.78) | 3:04.53 (26.66)                   | 3:31.31 (26.78) |             |        |
| 3:58.32 (27.01)           | 4:25.14 (26.82) |                                   |                 |             |        |
| 3 Riggert, Joseph         | FR              | University of Nevada Las Vegas-CA | 4:26.54         | 4:25.52     | 16     |
| 24.25                     | 50.61 (26.36)   | 1:17.48 (26.87)                   | 1:44.45 (26.97) |             |        |
| 2:11.06 (26.61)           | 2:37.82 (26.76) | 3:05.05 (27.23)                   | 3:32.42 (27.37) |             |        |
| 3:59.40 (26.98)           | 4:25.52 (26.12) |                                   |                 |             |        |
| 4 Huxhold, Mitchell       | FR              | California State University Ba-CC | 4:25.30         | 4:26.07     | 15     |
| 24.32                     | 50.59 (26.27)   | 1:17.48 (26.89)                   | 1:44.62 (27.14) |             |        |
| 2:11.58 (26.96)           | 2:38.32 (26.74) | 3:05.30 (26.98)                   | 3:32.69 (27.39) |             |        |
| 4:00.45 (27.76)           | 4:26.07 (25.62) |                                   |                 |             |        |
| 5 Bertrand, Gabriel       | FR              | California State University Ba-CC | 4:28.78         | 4:26.36     | 14     |
| 24.12                     | 50.69 (26.57)   | 1:17.69 (27.00)                   | 1:44.87 (27.18) |             |        |
| 2:12.28 (27.41)           | 2:39.64 (27.36) | 3:07.07 (27.43)                   | 3:34.11 (27.04) |             |        |
| 4:00.88 (26.77)           | 4:26.36 (25.48) |                                   |                 |             |        |
| 6 Clarke, James           | SO              | University of Hawaii-HI           | 4:29.72         | 4:29.16     | 13     |
| 24.22                     | 50.59 (26.37)   | 1:17.70 (27.11)                   | 1:45.04 (27.34) |             |        |
| 2:12.47 (27.43)           | 2:39.87 (27.40) | 3:06.97 (27.10)                   | 3:34.53 (27.56) |             |        |
| 4:02.15 (27.62)           | 4:29.16 (27.01) |                                   |                 |             |        |
| 7 Calhoun, Jayce          | SO              | Wyoming, University of-WY         | 4:29.53         | 4:30.00     | 12     |
| 24.50                     | 51.64 (27.14)   | 1:18.83 (27.19)                   | 1:46.44 (27.61) |             |        |
| 2:13.79 (27.35)           | 2:41.15 (27.36) | 3:08.77 (27.62)                   | 3:35.94 (27.17) |             |        |
| 4:03.40 (27.46)           | 4:30.00 (26.60) |                                   |                 |             |        |

**MPSF Swim & Dive Championships, Sanction #: 12-011****East Los Angeles College****Results - Thursday Finals****Championship Final ... (Event 6 Men 500 Yard Freestyle)**

| Name                     | Yr              | School                            | Prelim Time     | Finals Time | Points |
|--------------------------|-----------------|-----------------------------------|-----------------|-------------|--------|
| 8 Roe, Matt              | FR              | University of Nevada Las Vegas-CA | 4:28.06         | 4:30.30     | 11     |
| 24.96                    | 51.82 (26.86)   | 1:18.89 (27.07)                   | 1:46.17 (27.28) |             |        |
| 2:13.58 (27.41)          | 2:41.16 (27.58) | 3:08.52 (27.36)                   | 3:36.33 (27.81) |             |        |
| 4:03.78 (27.45)          | 4:30.30 (26.52) |                                   |                 |             |        |
| <b>Consolation Final</b> |                 |                                   |                 |             |        |
| 9 Batka, Balint          | FR              | University of Nevada Las Vegas-CA | 4:29.82         | 4:29.99     | 9      |
| 24.12                    | 50.13 (26.01)   | 1:17.11 (26.98)                   | 1:44.51 (27.40) |             |        |
| 2:12.16 (27.65)          | 2:40.00 (27.84) | 3:07.97 (27.97)                   | 3:35.88 (27.91) |             |        |
| 4:03.08 (27.20)          | 4:29.99 (26.91) |                                   |                 |             |        |
| 10 Longbotham, Murray    | JR              | Seattle University-PN             | 4:32.06         | 4:31.14     | 7      |
| 24.89                    | 52.08 (27.19)   | 1:19.68 (27.60)                   | 1:47.37 (27.69) |             |        |
| 2:15.23 (27.86)          | 2:43.26 (28.03) | 3:10.72 (27.46)                   | 3:37.58 (26.86) |             |        |
| 4:04.59 (27.01)          | 4:31.14 (26.55) |                                   |                 |             |        |
| 11 LeValley, Trevor      | JR              | Wyoming, University of-WY         | 4:32.77         | 4:31.46     | 6      |
| 25.11                    | 52.73 (27.62)   | 1:20.69 (27.96)                   | 1:48.46 (27.77) |             |        |
| 2:16.47 (28.01)          | 2:44.10 (27.63) | 3:10.94 (26.84)                   | 3:37.95 (27.01) |             |        |
| 4:05.12 (27.17)          | 4:31.46 (26.34) |                                   |                 |             |        |
| 12 Bates, Sammy          | JR              | Brigham Young University-UT       | 4:30.87         | 4:31.83     | 5      |
| 24.99                    | 52.65 (27.66)   | 1:20.28 (27.63)                   | 1:47.89 (27.61) |             |        |
| 2:15.59 (27.70)          | 2:43.23 (27.64) | 3:10.98 (27.75)                   | 3:38.43 (27.45) |             |        |
| 4:05.65 (27.22)          | 4:31.83 (26.18) |                                   |                 |             |        |
| 13 Gonzalez, Jose        |                 | University of Hawaii-HI           | 4:31.31         | 4:32.00     | 4      |
| 25.25                    | 52.20 (26.95)   | 1:19.75 (27.55)                   | 1:47.38 (27.63) |             |        |
| 2:15.35 (27.97)          | 2:43.21 (27.86) | 3:11.14 (27.93)                   | 3:38.95 (27.81) |             |        |
| 4:06.22 (27.27)          | 4:32.00 (25.78) |                                   |                 |             |        |
| 14 Bush, Tyler           | SR              | University of Nevada Las Vegas-CA | 4:33.32         | 4:32.08     | 3      |
| 24.43                    | 51.53 (27.10)   | 1:19.32 (27.79)                   | 1:47.62 (28.30) |             |        |
| 2:15.60 (27.98)          | 2:43.45 (27.85) | 3:11.39 (27.94)                   | 3:39.49 (28.10) |             |        |
| 4:06.72 (27.23)          | 4:32.08 (25.36) |                                   |                 |             |        |
| 15 Yamamoto, Gen         |                 | University of Hawaii-HI           | 4:32.54         | 4:32.43     | 2      |
| 24.86                    | 51.59 (26.73)   | 1:19.16 (27.57)                   | 1:47.09 (27.93) |             |        |
| 2:15.03 (27.94)          | 2:42.96 (27.93) | 3:10.84 (27.88)                   | 3:38.69 (27.85) |             |        |
| 4:06.19 (27.50)          | 4:32.43 (26.24) |                                   |                 |             |        |
| 16 Miner, Robby          | SO              | Brigham Young University-UT       | 4:30.46         | 4:32.78     | 1      |
| 25.22                    | 52.09 (26.87)   | 1:19.62 (27.53)                   | 1:47.37 (27.75) |             |        |
| 2:14.89 (27.52)          | 2:42.74 (27.85) | 3:10.97 (28.23)                   | 3:38.90 (27.93) |             |        |
| 4:06.47 (27.57)          | 4:32.78 (26.31) |                                   |                 |             |        |
| <b>Bonus Final</b>       |                 |                                   |                 |             |        |
| 17 Stettner, Zachary     | FR              | University Of North Dakota-ND     | 4:34.60         | 4:31.80     |        |
| 25.06                    | 51.99 (26.93)   | 1:19.20 (27.21)                   | 1:46.60 (27.40) |             |        |
| 2:14.31 (27.71)          | 2:42.00 (27.69) | 3:09.37 (27.37)                   | 3:36.84 (27.47) |             |        |
| 4:04.47 (27.63)          | 4:31.80 (27.33) |                                   |                 |             |        |
| 18 Morrell, Nic          | SO              | Seattle University-PN             | 4:33.60         | 4:32.99     |        |
| 24.71                    | 51.64 (26.93)   | 1:18.82 (27.18)                   | 1:46.47 (27.65) |             |        |
| 2:14.58 (28.11)          | 2:42.60 (28.02) | 3:10.64 (28.04)                   | 3:38.27 (27.63) |             |        |
| 4:06.06 (27.79)          | 4:32.99 (26.93) |                                   |                 |             |        |

**MPSF Swim & Dive Championships, Sanction #: 12-011**

**East Los Angeles College**

**Results - Thursday Finals**

**Bonus Final ... (Event 6 Men 500 Yard Freestyle)**

| Name                  | Yr | School                            | Prelim Time     | Finals Time     | Points |
|-----------------------|----|-----------------------------------|-----------------|-----------------|--------|
| 19 Brigman, Ryan      | JR | U.S. Air Force Academy-CO         | 4:34.84         | 4:35.23         |        |
| 25.00                 |    | 52.41 (27.41)                     | 1:20.31 (27.90) | 1:48.55 (28.24) |        |
| 2:16.76 (28.21)       |    | 2:44.85 (28.09)                   | 3:12.69 (27.84) | 3:40.62 (27.93) |        |
| 4:08.24 (27.62)       |    | 4:35.23 (26.99)                   |                 |                 |        |
| 20 Pizac, Doug        | SO | Seattle University-PN             | 4:35.77         | 4:36.59         |        |
| 25.05                 |    | 52.36 (27.31)                     | 1:20.16 (27.80) | 1:48.15 (27.99) |        |
| 2:15.87 (27.72)       |    | 2:43.87 (28.00)                   | 3:12.26 (28.39) | 3:40.75 (28.49) |        |
| 4:08.96 (28.21)       |    | 4:36.59 (27.63)                   |                 |                 |        |
| 21 Mendez-Beck, Tomas | SO | Seattle University-PN             | 4:36.10         | 4:40.23         |        |
| 24.90                 |    | 52.05 (27.15)                     | 1:19.99 (27.94) | 1:48.75 (28.76) |        |
| 2:17.46 (28.71)       |    | 2:46.41 (28.95)                   | 3:15.33 (28.92) | 3:44.25 (28.92) |        |
| 4:12.85 (28.60)       |    | 4:40.23 (27.38)                   |                 |                 |        |
| 22 Presswood, Brandon | FR | University of the Pacific-PC      | 4:34.49         | 4:40.66         |        |
| 25.12                 |    | 52.69 (27.57)                     | 1:20.59 (27.90) | 1:48.65 (28.06) |        |
| 2:16.99 (28.34)       |    | 2:45.66 (28.67)                   | 3:14.00 (28.34) | 3:42.92 (28.92) |        |
| 4:12.17 (29.25)       |    | 4:40.66 (28.49)                   |                 |                 |        |
| 23 Vizcarra, Evan     | SO | California State University Ba-CC | 4:35.99         | 4:43.14         |        |
| 25.35                 |    | 52.57 (27.22)                     | 1:20.45 (27.88) | 1:49.08 (28.63) |        |
| 2:17.78 (28.70)       |    | 2:46.66 (28.88)                   | 3:15.66 (29.00) | 3:45.03 (29.37) |        |
| 4:14.60 (29.57)       |    | 4:43.14 (28.54)                   |                 |                 |        |
| 24 Wollkind, Spencer  | SO | University of Nevada Las Vegas-CA | 4:35.54         | 4:43.28         |        |
| 25.70                 |    | 53.24 (27.54)                     | 1:20.68 (27.44) | 1:48.56 (27.88) |        |
| 2:16.98 (28.42)       |    | 2:45.61 (28.63)                   | 3:14.81 (29.20) | 3:44.41 (29.60) |        |
| 4:14.47 (30.06)       |    | 4:43.28 (28.81)                   |                 |                 |        |

**Event 7 Women 200 Yard IM**

NCAA A-Cut: 1:56.13 !

NCAA B-Cut: 2:01.79 &

MPSF Meet: 1:59.86 %

| Name                 | Yr | School                        | Prelim Time     | Finals Time     | Points |
|----------------------|----|-------------------------------|-----------------|-----------------|--------|
| 1 Yamauchi, Sophia   | SO | UC Santa Barbara-CA           | 2:00.53         | 1:58.56%        | 20     |
| 25.80                |    | 55.73 (29.93)                 | 1:30.27 (34.54) | 1:58.56 (28.29) |        |
| 2 Knight, Allie      | SO | UC Santa Barbara-CA           | 2:00.99         | 2:00.04 &       | 17     |
| 25.82                |    | 55.58 (29.76)                 | 1:31.43 (35.85) | 2:00.04 (28.61) |        |
| 3 Edwards, Katherine | SO | University of Calif, Davis-PC | 2:01.44         | 2:00.63 &       | 16     |
| 26.56                |    | 58.04 (31.48)                 | 1:32.52 (34.48) | 2:00.63 (28.11) |        |
| 4 Geerdes, Sarah     | SR | University of San Diego-SI    | 2:03.98         | 2:02.41         | 15     |
| 26.02                |    | 57.58 (31.56)                 | 1:33.20 (35.62) | 2:02.41 (29.21) |        |
| 5 Andruzzi, Melissa  | JR | University of San Diego-SI    | 2:03.27         | 2:03.37         | 14     |
| 26.66                |    | 58.32 (31.66)                 | 1:34.27 (35.95) | 2:03.37 (29.10) |        |
| 6 Peanasky, Anne     | SO | UC Santa Barbara-CA           | 2:03.57         | 2:04.69         | 13     |
| 26.90                |    | 59.42 (32.52)                 | 1:35.59 (36.17) | 2:04.69 (29.10) |        |
| 7 Anderson, Katrina  | JR | Cal Poly-CA                   | 2:04.03         | 2:04.93         | 12     |
| 28.34                |    | 59.10 (30.76)                 | 1:36.07 (36.97) | 2:04.93 (28.86) |        |
| 8 Haven, Angie       | JR | Cal Poly-CA                   | 2:03.57         | 2:05.23         | 11     |
| 27.29                |    | 1:00.49 (33.20)               | 1:35.18 (34.69) | 2:05.23 (30.05) |        |

**Championship Final**



**MPSF Swim & Dive Championships, Sanction #: 12-011****East Los Angeles College****Results - Thursday Finals****Consolation Final ... (Event 7 Women 200 Yard IM)**

| Name                     | Yr              | School                        | Prelim Time     | Finals Time | Points |
|--------------------------|-----------------|-------------------------------|-----------------|-------------|--------|
| <b>Consolation Final</b> |                 |                               |                 |             |        |
| 9 Ampuero, Jessica       | SO              | Brigham Young University-UT   | 2:04.97         | 2:03.82     | 9      |
| 27.61                    | 58.81 (31.20)   | 1:35.44 (36.63)               | 2:03.82 (28.38) |             |        |
| 10 Thomas, Chrissy       | JR              | Cal Poly-CA                   | 2:04.41         | 2:03.96     | 7      |
| 27.63                    | 58.03 (30.40)   | 1:34.94 (36.91)               | 2:03.96 (29.02) |             |        |
| 11 Records, Katie        | FR              | UC Santa Barbara-CA           | 2:04.92         | 2:04.13     | 6      |
| 27.11                    | 59.76 (32.65)   | 1:34.58 (34.82)               | 2:04.13 (29.55) |             |        |
| 12 Cochrane, Sabrina     | SO              | University of Calif, Davis-PC | 2:04.32         | 2:04.52     | 5      |
| 27.06                    | 59.20 (32.14)   | 1:35.20 (36.00)               | 2:04.52 (29.32) |             |        |
| 13 Dawson, Jenah         | SR              | University of Calif, Davis-PC | 2:04.86         | 2:04.60     | 4      |
| 26.94                    | 59.75 (32.81)   | 1:35.69 (35.94)               | 2:04.60 (28.91) |             |        |
| 14 Morehouse, Alexis     | SR              | Seattle University-PN         | 2:05.05         | 2:04.97     | 3      |
| 27.36                    | 1:00.70 (33.34) | 1:35.03 (34.33)               | 2:04.97 (29.94) |             |        |
| 15 Munk, Taylor          | SO              | UC Santa Barbara-CA           | 2:05.41         | 2:05.10     | 2      |
| 27.12                    | 58.49 (31.37)   | 1:36.08 (37.59)               | 2:05.10 (29.02) |             |        |
| 16 Vetterlein, Allie     | JR              | University of the Pacific-PC  | 2:05.38         | 2:05.56     | 1      |
| 26.49                    | 58.00 (31.51)   | 1:35.60 (37.60)               | 2:05.56 (29.96) |             |        |

**Bonus Final**

|                        |                 |                                |                 |         |  |
|------------------------|-----------------|--------------------------------|-----------------|---------|--|
| 17 Ramos, Sara         | FR              | University of Calif, Davis-PC  | 2:07.23         | 2:04.92 |  |
| 26.90                  | 58.98 (32.08)   | 1:36.10 (37.12)                | 2:04.92 (28.82) |         |  |
| 18 Manser, Melissa     | JR              | Brigham Young University-UT    | 2:07.81         | 2:05.57 |  |
| 27.16                  | 58.86 (31.70)   | 1:36.38 (37.52)                | 2:05.57 (29.19) |         |  |
| 19 Van Oost, Courtney  | SO              | Northern Colorado-CO           | 2:06.86         | 2:06.26 |  |
| 27.25                  | 58.31 (31.06)   | 1:36.75 (38.44)                | 2:06.26 (29.51) |         |  |
| 20 Alvarez, Liliana    | SO              | University of Calif, Davis-PC  | 2:06.46         | 2:07.16 |  |
| 28.03                  | 1:01.90 (33.87) | 1:36.71 (34.81)                | 2:07.16 (30.45) |         |  |
| 21 Richards, Kevlyn    | JR              | Seattle University-PN          | 2:07.80         | 2:07.90 |  |
| 28.49                  | 1:03.08 (34.59) | 1:37.91 (34.83)                | 2:07.90 (29.99) |         |  |
| *22 Cannata, Christina | SR              | Loyola Marymount University-CA | 2:09.86         | 2:09.45 |  |
| 28.15                  | 1:01.05 (32.90) | 1:39.58 (38.53)                | 2:09.45 (29.87) |         |  |
| *22 Le, Yvonne         | SR              | Loyola Marymount University-CA | 2:10.29         | 2:09.45 |  |
| 27.63                  | 59.93 (32.30)   | 1:38.26 (38.33)                | 2:09.45 (31.19) |         |  |
| 24 Ruff, Karla         | JR              | Seattle University-PN          | 2:10.17         | 2:10.26 |  |
| 28.16                  | 1:01.71 (33.55) | 1:39.14 (37.43)                | 2:10.26 (31.12) |         |  |

**Event 8 Men 200 Yard IM**NCAA-Cut: **1:44.05** !NCAA B-Cut: **1:49.25** &MPSF Meet: **1:47.82** % 2/24/2011 Jake L Priest

| Name                      | Yr            | School                            | Prelim Time     | Finals Time | Points |
|---------------------------|---------------|-----------------------------------|-----------------|-------------|--------|
| <b>Championship Final</b> |               |                                   |                 |             |        |
| 1 Fischer, Brando         | SR            | Wyoming, University of-WY         | 1:49.14         | 1:47.91 &   | 20     |
| 23.57                     | 51.17 (27.60) | 1:21.43 (30.26)                   | 1:47.91 (26.48) |             |        |
| 2 Priest, Jake            | JR            | California State University Ba-CC | 1:48.27         | 1:48.27 &   | 17     |
| 23.39                     | 51.15 (27.76) | 1:22.20 (31.05)                   | 1:48.27 (26.07) |             |        |
| 3 Gremizzi, Giacomo       | SO            | University of Nevada Las Vegas-CA | 1:48.73         | 1:48.42 &   | 16     |
| 23.20                     | 50.43 (27.23) | 1:22.00 (31.57)                   | 1:48.42 (26.42) |             |        |

**MPSF Swim & Dive Championships, Sanction #: 12-011****East Los Angeles College****Results - Thursday Finals****Championship Final ... (Event 8 Men 200 Yard IM)**

| Name                     | Yr            | School                            | Prelim Time     | Finals Time | Points |
|--------------------------|---------------|-----------------------------------|-----------------|-------------|--------|
| 4 Simkovic, Oliver       | SO            | University of the Pacific-PC      | 1:49.11         | 1:48.52 &   | 15     |
| 23.49                    | 49.73 (26.24) | 1:22.39 (32.66)                   | 1:48.52 (26.13) |             |        |
| 5 Alfaro, Rafa           | SO            | Brigham Young University-UT       | 1:50.27         | 1:49.59     | 14     |
| 23.88                    | 52.12 (28.24) | 1:23.75 (31.63)                   | 1:49.59 (25.84) |             |        |
| 6 Kalms, Adam            |               | Wyoming, University of-WY         | 1:48.82         | 1:50.11     | 13     |
| 23.47                    | 50.27 (26.80) | 1:23.52 (33.25)                   | 1:50.11 (26.59) |             |        |
| 7 Dilworth, Marshall     | SR            | Wyoming, University of-WY         | 1:49.53         | 1:50.40     | 12     |
| 23.47                    | 50.93 (27.46) | 1:23.18 (32.25)                   | 1:50.40 (27.22) |             |        |
| 8 Martinez, Brian        | SO            | California State University Ba-CC | 1:50.73         | 1:51.54     | 11     |
| 23.71                    | 52.89 (29.18) | 1:24.45 (31.56)                   | 1:51.54 (27.09) |             |        |
| <b>Consolation Final</b> |               |                                   |                 |             |        |
| 9 Mazzurana, Luca        | FR            | University of Hawaii-HI           | 1:51.48         | 1:50.21     | 9      |
| 23.09                    | 50.95 (27.86) | 1:23.34 (32.39)                   | 1:50.21 (26.87) |             |        |
| 10 Rutherford, Andrew    | SO            | Brigham Young University-UT       | 1:51.94         | 1:50.46     | 7      |
| 23.81                    | 51.96 (28.15) | 1:24.00 (32.04)                   | 1:50.46 (26.46) |             |        |
| 11 Turner, Jordan        | FR            | Wyoming, University of-WY         | 1:51.95         | 1:50.87     | 6      |
| 24.02                    | 52.61 (28.59) | 1:24.19 (31.58)                   | 1:50.87 (26.68) |             |        |
| 12 Wertz, Joe            | JR            | Seattle University-PN             | 1:51.63         | 1:51.12     | 5      |
| 24.48                    | 52.48 (28.00) | 1:25.05 (32.57)                   | 1:51.12 (26.07) |             |        |
| 13 Ward, Roger           | SR            | University of the Pacific-PC      | 1:50.80         | 1:51.22     | 4      |
| 23.72                    | 52.61 (28.89) | 1:24.48 (31.87)                   | 1:51.22 (26.74) |             |        |
| 14 Wells, Brady          | JR            | Brigham Young University-UT       | 1:51.27         | 1:51.46     | 3      |
| 23.93                    | 53.51 (29.58) | 1:24.51 (31.00)                   | 1:51.46 (26.95) |             |        |
| 15 Meier, Brandon        | SO            | University of Nevada Las Vegas-CA | 1:50.93         | 1:51.82     | 2      |
| 24.73                    | 53.34 (28.61) | 1:24.74 (31.40)                   | 1:51.82 (27.08) |             |        |
| 16 Russell, Seth         | FR            | Brigham Young University-UT       | 1:52.10         | 1:52.46     | 1      |
| 24.38                    | 52.91 (28.53) | 1:26.20 (33.29)                   | 1:52.46 (26.26) |             |        |
| <b>Bonus Final</b>       |               |                                   |                 |             |        |
| 17 Gannon, Adam          | SO            | University Of North Dakota-ND     | 1:52.80         | 1:50.48     |        |
| 24.04                    | 53.78 (29.74) | 1:24.87 (31.09)                   | 1:50.48 (25.61) |             |        |
| 18 Gilmore, James        | JR            | Seattle University-PN             | 1:53.02         | 1:51.57     |        |
| 24.18                    | 52.74 (28.56) | 1:25.26 (32.52)                   | 1:51.57 (26.31) |             |        |
| 19 LeRoy, Nate           | SR            | University of the Pacific-PC      | 1:53.03         | 1:53.14     |        |
| 24.65                    | 54.01 (29.36) | 1:25.57 (31.56)                   | 1:53.14 (27.57) |             |        |
| 20 Wong, Eli             | FR            | University of Hawaii-HI           | 1:52.89         | 1:53.46     |        |
| 24.40                    | 53.53 (29.13) | 1:26.02 (32.49)                   | 1:53.46 (27.44) |             |        |
| 21 Miller, Cody          |               | University of Hawaii-HI           | 1:54.09         | 1:53.56     |        |
| 24.52                    | 55.16 (30.64) | 1:26.60 (31.44)                   | 1:53.56 (26.96) |             |        |
| 22 Hubbard, Garrett      | SO            | California State University Ba-CC | 1:53.95         | 1:54.04     |        |
| 24.70                    | 53.23 (28.53) | 1:27.58 (34.35)                   | 1:54.04 (26.46) |             |        |
| 23 Barton, RJ            | JR            | University of the Pacific-PC      | 1:53.56         | 1:56.64     |        |
| 24.46                    | 54.18 (29.72) | 1:27.88 (33.70)                   | 1:56.64 (28.76) |             |        |
| 24 Flickinger, David     | SO            | University Of North Dakota-ND     | 1:54.03         | 1:56.82     |        |
| 24.36                    | 55.33 (30.97) | 1:29.36 (34.03)                   | 1:56.82 (27.46) |             |        |

**MPSF Swim & Dive Championships, Sanction #: 12-011****East Los Angeles College****Results - Thursday Finals****Event 9 Women 50 Yard Freestyle**

NCAA A-Cut: 21.93 !

NCAA B-Cut: 22.99 &amp;

MPSF Meet: 22.58 % 2/24/2011

Kayleigh Foley

UCD

| Name                      | Yr | School                            | Prelim Time | Finals Time | Points |
|---------------------------|----|-----------------------------------|-------------|-------------|--------|
| <b>Championship Final</b> |    |                                   |             |             |        |
| 1 Foley, Kayleigh         | SR | University of Calif, Davis-PC     | 23.01       | 22.78 &     | 20     |
| 2 Randall, Mary-Ella      | SO | University of the Pacific-PC      | 23.19       | 23.11       | 17     |
| 3 Neely, Kendall          | SR | UC Santa Barbara-CA               | 23.20       | 23.21       | 16     |
| 4 McCall, Rachel          | SR | California State University Ba-CC | 23.38       | 23.26       | 15     |
| 5 Toolson, Taryn          | JR | Brigham Young University-UT       | 23.26       | 23.39       | 14     |
| 6 Hopp, Camille           | JR | Loyola Marymount University-CA    | 23.24       | 23.40       | 13     |
| 7 Morales, Amy            | SR | Cal Poly-CA                       | 23.53       | 23.63       | 12     |
| 8 Hunt, Hilary            | FR | University of Calif, Davis-PC     | 23.55       | 23.72       | 11     |
| <b>Consolation Final</b>  |    |                                   |             |             |        |
| 9 Kimmel, Jacquie         | JR | University of San Diego-SI        | 23.64       | 23.53       | 9      |
| 10 Jones, Jill            | SO | Cal Poly-CA                       | 23.86       | 23.70       | 7      |
| 11 Campbell, Hailey       | SO | Brigham Young University-UT       | 23.80       | 23.78       | 6      |
| *12 Grant, Andrea         | FR | Brigham Young University-UT       | 23.77       | 23.82       | 4.50   |
| *12 Voigt, Andrea         | SO | Cal Poly-CA                       | 23.74       | 23.82       | 4.50   |
| 14 Westergren, Louise     | JR | California State University Ba-CC | 23.94       | 23.89       | 3      |
| 15 Tharp, Mariah          | SO | UC Santa Barbara-CA               | 23.96       | 23.97       | 2      |
| 16 Engel, Kelsey          | SO | Cal Poly-CA                       | 24.01       | 24.05       | 1      |
| <b>Bonus Final</b>        |    |                                   |             |             |        |
| 17 Lee, Morgan            | JR | University of Calif, Davis-PC     | 24.04       | 23.95       |        |
| 18 Bennion, Angela        | SO | Brigham Young University-UT       | 24.04       | 24.00       |        |
| 19 Sumioka, Annie         | FR | University of the Pacific-PC      | 24.04       | 24.19       |        |
| 20 Basler, Hanna          | SR | Seattle University-PN             | 24.23       | 24.24       |        |
| 21 Vargas, Noe            | JR | Loyola Marymount University-CA    | 24.18       | 24.30       |        |
| 22 Fuller, Karalee        | SR | Brigham Young University-UT       | 24.26       | 24.35       |        |
| 23 Stone, Kelly           | JR | University of San Diego-SI        | 24.28       | 24.37       |        |
| --- Lohrey, Sasza         | SR | UC Santa Barbara-CA               | 24.03       | DQ          |        |
| False start               |    |                                   |             |             |        |

**Event 10 Men 50 Yard Freestyle**

NCAA A-Cut: 19.35 !

NCAA B-Cut: 20.29 &amp;

MPSF Meet: 20.12 % 2/24/2011

Jordan Anderson

SU

| Name                      | Yr | School                            | Prelim Time | Finals Time | Points |
|---------------------------|----|-----------------------------------|-------------|-------------|--------|
| <b>Championship Final</b> |    |                                   |             |             |        |
| 1 Anastasescu, Vlad       | SO | University of Hawaii-HI           | 20.42       | 20.11 %     | 20     |
| 2 Reilly, Sean            | SO | University of Hawaii-HI           | 20.15       | 20.14 &     | 17     |
| 3 Tapp, Charlie           | SR | University of Nevada Las Vegas-CA | 20.43       | 20.34       | 16     |
| 4 Anderson, Jordan        | SR | Seattle University-PN             | 20.15       | 20.42       | 15     |
| 5 Fletcher, Jordan        | SO | Brigham Young University-UT       | 20.40       | 20.46       | 14     |
| 6 Beaman, Garret          | JR | Brigham Young University-UT       | 20.60       | 20.50       | 13     |
| 7 Pipes, Chris            | SR | California State University Ba-CC | 20.46       | 20.57       | 12     |

**MPSF Swim & Dive Championships, Sanction #: 12-011****East Los Angeles College****Results - Thursday Finals****Championship Final ... (Event 10 Men 50 Yard Freestyle)**

| Name                     | Yr | School                            | Prelim Time | Finals Time | Points |
|--------------------------|----|-----------------------------------|-------------|-------------|--------|
| 8 Rutecki, Nick          | SO | Wyoming, University of-WY         | 20.56       | 20.88       | 11     |
| <b>Consolation Final</b> |    |                                   |             |             |        |
| 9 Szele, David           | SO | University of Nevada Las Vegas-CA | 20.75       | 20.53       | 9      |
| 10 Nelms, Steven         | SR | University of Nevada Las Vegas-CA | 20.62       | 20.56       | 7      |
| 11 Frey, Jeff            | SO | Wyoming, University of-WY         | 20.64       | 20.60       | 6      |
| 12 Fleming, Casey        | FR | University of the Pacific-PC      | 20.74       | 20.63       | 5      |
| 13 Carriker, Tyler       | JR | Seattle University-PN             | 20.80       | 20.76       | 4      |
| 14 Roberts, Cody         | JR | University of Nevada Las Vegas-CA | 20.84       | 20.83       | 3      |
| 15 Morrell, Andrew       | SR | University of Nevada Las Vegas-CA | 20.74       | 20.92       | 2      |
| 16 Silvius, Mark         | JR | California State University Ba-CC | 20.80       | 20.95       | 1      |
| <b>Bonus Final</b>       |    |                                   |             |             |        |
| 17 Wurm, Mitchell        | JR | California State University Ba-CC | 20.91       | 20.58       |        |
| 18 Jovanovich, Paul      | JR | University of Nevada Las Vegas-CA | 20.86       | 20.75       |        |
| 19 Dowd, John            | FR | Wyoming, University of-WY         | 20.91       | 20.77       |        |
| 20 Krause, Ryan          | SR | Brigham Young University-UT       | 20.90       | 20.91       |        |
| 21 Pickett, Ryan         |    | University of Hawaii-HI           | 20.95       | 20.92       |        |
| 22 Wanot, Bart           | FR | University of Nevada Las Vegas-CA | 20.90       | 21.06       |        |
| 23 Wilcox, Elliot        | SO | University Of North Dakota-ND     | 20.96       | 21.20       |        |
| 24 Smith, Cole           | SR | U.S. Air Force Academy-CO         | 20.93       | 21.26       |        |

**Event 13 Women 400 Yard Medley Relay**

NCAA A-Cut: 3:32.56 !

NCAA B-Cut: 3:43.18 &amp;

MPSF Meet: 3:39.48 % 2/24/2011

UC Davis

A Chandler, L Alvarez, K Foley, L Hermann

| Team                            | Relay                  | Seed Time               | Finals Time              | Points |
|---------------------------------|------------------------|-------------------------|--------------------------|--------|
| 1 UC Santa Barbara-CA           | A                      | 3:43.84                 | 3:39.89 &                | 40     |
| 1) Knight, Allie SO             | 2) Yamauchi, Sophia SO | 3) Ward, Andrea SO      | 4) Neely, Kendall SR     |        |
| 26.94                           | 55.02 (55.02)          | 1:23.11 (28.09)         | 1:55.73 (1:00.71)        |        |
| 2:20.46 (24.73)                 | 2:49.12 (53.39)        | 3:13.13 (24.01)         | 3:39.89 (50.77)          |        |
| 2 University of Calif, Davis-PC | A                      | 3:44.04                 | 3:42.75 &                | 34     |
| 1) Hunt, Hilary FR              | 2) Lee, Morgan JR      | 3) Leung, Megan SO      | 4) Foley, Kayleigh SR    |        |
| 27.26                           | 56.23 (56.23)          | 1:25.43 (29.20)         | 1:59.00 (1:02.77)        |        |
| 2:23.95 (24.95)                 | 2:53.75 (54.75)        | 3:17.01 (23.26)         | 3:42.75 (49.00)          |        |
| 3 Brigham Young University-UT   | A                      | 3:45.90                 | 3:44.00                  | 32     |
| 1) Campbell, Hailey SO          | 2) Clawson, Londyn JR  | 3) Doroghian, Kim SO    | 4) Toolson, Taryn JR     |        |
| 26.54                           | 55.26 (55.26)          | 1:24.79 (29.53)         | 1:58.28 (1:03.02)        |        |
| 2:23.18 (24.90)                 | 2:53.25 (54.97)        | 3:16.92 (23.67)         | 3:44.00 (50.75)          |        |
| 4 Cal Poly-CA                   | A                      | 3:49.56                 | 3:45.62                  | 30     |
| 1) Benefield, Gloria SR         | 2) Haven, Angie JR     | 3) Cleak, Rachel SO     | 4) Voigt, Andrea SO      |        |
| 27.18                           | 55.67 (55.67)          | 1:25.14 (29.47)         | 1:58.53 (1:02.86)        |        |
| 2:24.09 (25.56)                 | 2:54.70 (56.17)        | 3:18.70 (24.00)         | 3:45.62 (50.92)          |        |
| 5 University of the Pacific-PC  | A                      | 3:57.72                 | 3:47.12                  | 28     |
| 1) Shahaf, Dekel FR             | 2) McGowan, Mallory JR | 3) Vetterlein, Allie JR | 4) Randall, Mary-Ella SO |        |
| 27.39                           | 56.92 (56.92)          | 1:26.13 (29.21)         | 1:59.95 (1:03.03)        |        |
| 2:25.69 (25.74)                 | 2:56.39 (56.44)        | 3:20.27 (23.88)         | 3:47.12 (50.73)          |        |

**MPSF Swim & Dive Championships, Sanction #: 12-011****East Los Angeles College****Results - Thursday Finals****(Event 13 Women 400 Yard Medley Relay)**

| Team                                | Relay                   | Seed Time                | Finals Time               | Points |
|-------------------------------------|-------------------------|--------------------------|---------------------------|--------|
| 6 California State University Ba-CC | A                       | 3:57.13                  | 3:49.37                   | 26     |
| 1) Donohue, Lily JR                 | 2) McCall, Rachel SR    | 3) Westergren, Louise JR | 4) Nystrom, Isabell SR    |        |
| 27.66                               | 56.66 (56.66)           | 1:26.98 (30.32)          | 2:00.47 (1:03.81)         |        |
| 2:26.12 (25.65)                     | 2:56.71 (56.24)         | 3:21.81 (25.10)          | 3:49.37 (52.66)           |        |
| 7 Seattle University-PN             | A                       | 3:59.76                  | 3:50.56                   | 24     |
| 1) Leighter, Rachel JR              | 2) Morehouse, Alexis SR | 3) Randolph, Melissa FR  | 4) Basler, Hanna SR       |        |
| 28.69                               | 59.04 (59.04)           | 1:27.68 (28.64)          | 2:00.65 (1:01.61)         |        |
| 2:27.39 (26.74)                     | 2:58.83 (58.18)         | 3:23.53 (24.70)          | 3:50.56 (51.73)           |        |
| 8 Loyola Marymount University-C     | A                       | 3:53.05                  | 3:50.92                   | 22     |
| 1) Allen, Sophie JR                 | 2) Hopp, Camille JR     | 3) Le, Yvonne SR         | 4) Dahle, Jillian SR      |        |
| 27.66                               | 57.31 (57.31)           | 1:27.10 (29.79)          | 2:01.16 (1:03.85)         |        |
| 2:27.64 (26.48)                     | 2:59.43 (58.27)         | 3:23.97 (24.54)          | 3:50.92 (51.49)           |        |
| 9 University of San Diego-SI        | A                       | 3:54.30                  | 3:54.07                   | 18     |
| 1) Deckard, Kristyn JR              | 2) Andruzzi, Melissa JR | 3) Stone, Kelly JR       | 4) Finucane, Francesca JR |        |
| 28.25                               | 58.78 (58.78)           | 1:29.30 (30.52)          | 2:03.30 (1:04.52)         |        |
| 2:30.18 (26.88)                     | 3:02.33 (59.03)         | 3:27.41 (25.08)          | 3:54.07 (51.74)           |        |
| 10 Northern Colorado-CO             | A                       | 3:53.52                  | 3:54.20                   | 14     |
| 1) Van Oost, Courtney SO            | 2) Stephens, Renee SO   | 3) Riggle, Gina SO       | 4) Alger, Kira SO         |        |
| 27.89                               | 57.62 (57.62)           | 1:28.93 (31.31)          | 2:05.05 (1:07.43)         |        |
| 2:30.65 (25.60)                     | 3:01.72 (56.67)         | 3:26.30 (24.58)          | 3:54.20 (52.48)           |        |
| --- University of Calif, Davis-PC   | B                       | 3:50.65                  | x4:05.90                  |        |
| 1) Rados, Samantha FR               | 2) Sprinsock, Maya SO   | 3) Hanson, Jodi SR       | 4) Wells, Alexandria SR   |        |
| 30.05                               | 1:00.32 (1:00.32)       | 1:30.07 (29.75)          | 2:05.10 (1:04.78)         |        |
| 2:32.82 (27.72)                     | 3:04.88 (59.78)         | 3:33.80 (28.92)          | 4:05.90 (1:01.02)         |        |

**Event 14 Men 400 Yard Medley Relay**NCAA A-Cut: **3:08.22 !**NCAA B-Cut: **3:17.63 &**MPSF Meet: **3:16.44 % 2/24/2011**

Cal St University Bakersfield

P Bardessonno, C McKenzie, M Parsonage, M Silvius

| Team                                | Relay                 | Seed Time                   | Finals Time          | Points |
|-------------------------------------|-----------------------|-----------------------------|----------------------|--------|
| 1 University of Nevada Las Vegas-(  | A                     | 3:11.62                     | 3:14.29%             | 40     |
| 1) Allen, Coleman FR                | 2) Szele, David SO    | 3) Roberts, Cody JR         | 4) Nelms, Steven SR  |        |
| 23.55                               | 49.64 (49.64)         | 1:14.18 (24.54)             | 1:43.25 (53.61)      |        |
| 2:04.45 (21.20)                     | 2:30.13 (46.88)       | 2:50.98 (20.85)             | 3:14.29 (44.16)      |        |
| 2 Wyoming, University of-WY         | A                     | 3:20.98                     | 3:14.58%             | 34     |
| 1) Dilworth, Marshall SR            | 2) Fischer, Brando SR | 3) Rutecki, Nick SO         | 4) Frey, Jeff SO     |        |
| 23.01                               | 47.98 (47.98)         | 1:13.06 (25.08)             | 1:41.76 (53.78)      |        |
| 2:03.59 (21.83)                     | 2:30.41 (48.65)       | 2:50.96 (20.55)             | 3:14.58 (44.17)      |        |
| 3 California State University Ba-CC | A                     | 3:20.38                     | 3:16.75 &            | 32     |
| 1) Bardessonno, Peter SR            | 2) Martinez, Brian SO | 3) Wickensheimer, Daniel JR | 4) Pipes, Chris SR   |        |
| 23.18                               | 48.77 (48.77)         | 1:14.58 (25.81)             | 1:44.55 (55.78)      |        |
| 2:06.62 (22.07)                     | 2:32.80 (48.25)       | 2:53.61 (20.81)             | 3:16.75 (43.95)      |        |
| 4 Brigham Young University-UT       | A                     | 3:21.02                     | 3:16.82 &            | 30     |
| 1) Fletcher, Jordan SO              | 2) Wells, Brady JR    | 3) Armstrong, David FR      | 4) Beaman, Garret JR |        |
| 23.86                               | 49.25 (49.25)         | 1:14.66 (25.41)             | 1:45.00 (55.75)      |        |
| 2:06.68 (21.68)                     | 2:32.86 (47.86)       | 2:53.68 (20.82)             | 3:16.82 (43.96)      |        |

**MPSF Swim & Dive Championships, Sanction #: 12-011****East Los Angeles College****Results - Thursday Finals****(Event 14 Men 400 Yard Medley Relay)**

| <b>Team</b>                      | <b>Relay</b>         | <b>Seed Time</b>         | <b>Finals Time</b>     | <b>Points</b> |
|----------------------------------|----------------------|--------------------------|------------------------|---------------|
| 5 U.S. Air Force Academy-CO      | A                    | 3:20.30                  | 3:17.06 &              | 28            |
| 1) MacDonald, Angus SO           | 2) Deacon, Cody SR   | 3) Jenkins, Kaleb JR     | 4) Martinelli, Tim JR  |               |
| 23.49                            | 49.86 (49.86)        | 1:14.64 (24.78)          | 1:44.13 (54.27)        |               |
| 2:06.01 (21.88)                  | 2:32.70 (48.57)      | 2:53.67 (20.97)          | 3:17.06 (44.36)        |               |
| 6 Seattle University-PN          | A                    | 3:23.97                  | 3:19.69                | 26            |
| 1) Wertz, Joe JR                 | 2) Lynch, Chris JR   | 3) Longbotham, Murray JR | 4) Anderson, Jordan SR |               |
| 24.66                            | 50.03 (50.03)        | 1:15.90 (25.87)          | 1:46.73 (56.70)        |               |
| 2:09.60 (22.87)                  | 2:35.75 (49.02)      | 2:56.47 (20.72)          | 3:19.69 (43.94)        |               |
| 7 University Of North Dakota-ND  | A                    | 3:24.49                  | 3:25.32                | 24            |
| 1) Berry, Jacob FR               | 2) Smith, Austin FR  | 3) Flickinger, David SO  | 4) Hyde, Cameron FR    |               |
| 24.78                            | 52.17 (52.17)        | 1:18.64 (26.47)          | 1:48.32 (56.15)        |               |
| 2:11.24 (22.92)                  | 2:38.41 (50.09)      | 2:59.88 (21.47)          | 3:25.32 (46.91)        |               |
| --- University of Hawaii-HI      | A                    | 3:18.84                  | DQ                     |               |
| Early take-off swimmer #3        |                      |                          |                        |               |
| 1) Anastasescu, Vlad SO          | 2) Sharify, Perry SO | 3) Pickett, Ryan         | 4) Reilly, Sean SO     |               |
| 23.52                            | 48.86 (48.86)        | 1:14.43 (25.57)          | 1:44.33 (55.47)        |               |
| 2:06.29 (21.96)                  | 2:32.69 (48.36)      | 2:53.69 (21.00)          | DQ (43.95)             |               |
| --- University of the Pacific-PC | A                    | 3:25.24                  | DQ                     |               |
| Early take-off swimmer #3        |                      |                          |                        |               |
| 1) Rogers, Cooper FR             | 2) LeRoy, Nate SR    | 3) Byers, Kevin SR       | 4) Fleming, Casey FR   |               |
| 24.08                            | 49.18 (49.18)        | 1:15.93 (26.75)          | 1:46.58 (57.40)        |               |
| 2:08.30 (21.72)                  | 2:34.44 (47.86)      | 2:55.28 (20.84)          | DQ (44.24)             |               |



## 7180 Event : Men 1m Championship (6 Dives) (Preliminary)

## Panel

Rounds : 1,2,3,4,5,6

Judge J1 Strom, Brian (USA)

Judge J2 Brown, Michael (USA)

Judge J3 Minton, Coral (USA)


Judge J4 Bukowski, Patrick (USA)

Judge J5 Russell, Keith (USA)

Judge J6 Sloan, Melanie (USA)

Judge J7 Curnow, Stan (USA)

| Place | Diver   | Preliminary | Final  | Total  |
|-------|---|-------------|--------|--------|
| 1     | Brandon Watson (Brigham Young University)                 | 375.05      | 398.20 | 375.05 |
| 2     | Travis Day (Brigham Young University)                     | 321.90      | 333.25 | 321.90 |
| 3     | Matt Denkers (Brigham Young University)                   | 302.40      | 302.60 | 302.40 |
| 4     | Luke Hayes (University of Hawaii)                         | 285.70      | 308.85 | 285.70 |
| 5     | Douglas Cohen (University of Hawaii)                      | 284.25      | 334.50 | 284.25 |
| 6     | Kevin Dreesen (Brigham Young University)                  | 282.55      | 331.25 | 282.55 |
| 7     | Drew Germain (University of North Dakota)                 | 277.25      | 275.40 | 277.25 |
| 8     | Derek Campbell (University of Wyoming)                    | 270.80      | 297.70 | 270.80 |
| 9     | Valentin Schwarz (University of Wyoming)                  | 265.50      |        | 265.50 |
| 10    | Troy Neklason (California State University, Bakersfield)  | 264.90      |        | 264.90 |
| 11    | Alex Pecci (U.S. Air Force Academy)                       | 261.00      |        | 261.00 |
| 12    | Richard Eberle (University of North Dakota)               | 259.60      |        | 259.60 |
| 13    | Dalton Haas (University of Wyoming)                       | 253.00      |        | 253.00 |
| 14    | Christopher Robinson (University of Wyoming)              | 229.30      |        | 229.30 |
| 15    | Brent White (U.S. Air Force Academy)                      | 225.60      |        | 225.60 |
| 16    | Jordan Tuckfield (Brigham Young University)               | 222.25      |        | 222.25 |
| 17    | Colby Thompson (California State University, Bakersfield) | 209.65      |        | 209.65 |



## 7182 Event : Men 1m Champ.(6 Dives) CONSOL. (Final)

## Panel

Rounds : 1,2,3,4,5,6

Judge J1 Strom, Brian (USA)

Judge J2 Brown, Michael (USA)

Judge J3 Minton, Coral (USA)

Judge J4 Bukowski, Patrick (USA)

Judge J5 Russell, Keith (USA)

Judge J6 Sloan, Melanie (USA)

Judge J7 Curnow, Stan (USA)

| Place | Diver  | Preliminary | Final  | Total  |
|-------|--|-------------|--------|--------|
| 1     | Dalton Haas (University of Wyoming)                      |             | 304.60 | 304.60 |
| 2     | Richard Eberle (University of North Dakota)              |             | 286.35 | 286.35 |
| 3     | Valentin Schwarz (University of Wyoming)                 |             | 283.40 | 283.40 |
| 4     | Jordan Tuckfield (Brigham Young University)              |             | 278.95 | 278.95 |
| 5     | Troy Neklason (California State University, Bakersfield) |             | 275.95 | 275.95 |
| 6     | Alex Pecci (U.S. Air Force Academy)                      |             | 269.35 | 269.35 |
| 7     | Christopher Robinson (University of Wyoming)             |             | 237.40 | 237.40 |
| 8     | Brent White (U.S. Air Force Academy)                     |             | 225.55 | 225.55 |





## 7160 Event : Women 3m Championship (6 Dives) (Preliminary)

## Panel

Rounds : 1,2,3,4,5,6

Judge J1 Russell, Keith (USA)

Judge J2 Minton, Coral (USA)

Judge J3 Oswalt, Kevin (USA)


Judge J4 Sloan, Melanie (USA)

Judge J5 Tonne, Phillip (USA)

Judge J6 Wright, Ann (USA)

Judge J7 Dalman, Niko (USA)

| Place | Diver   | Preliminary | Final  | Total  |
|-------|---|-------------|--------|--------|
| 1     | Dayna Christensen (Brigham Young University)                | 292.20      | 308.80 | 292.20 |
| 2     | Raleigh Williams (Brigham Young University)                 | 285.15      | 269.65 | 285.15 |
| 3     | Sara Moldenhauer (University of Northern Colorado)          | 284.50      | 258.10 | 284.50 |
| 4     | Syrena Miskin (Brigham Young University)                    | 278.15      | 305.05 | 278.15 |
| 5     | Sami McIntyre (California Polytechnic State University)     | 255.70      | 268.00 | 255.70 |
| 6     | Haley Francois (Brigham Young University)                   | 237.15      | 265.20 | 237.15 |
| 7     | Meaghan O'meara (California Polytechnic State University)   | 220.05      | 226.20 | 220.05 |
| 8     | Heather Hippensteel (University of San Diego)               | 214.80      | 210.85 | 214.80 |
| 9     | Caila Baltas (University of California, Santa Barbara)      | 213.45      |        | 213.45 |
| 10    | Jennifer Meyer (University of California, Davis)            | 208.70      |        | 208.70 |
| 11    | Jordan Reed (California State University, Bakersfield)      | 207.40      |        | 207.40 |
| 12    | Lauren Jesse (University of California, Davis)              | 200.50      |        | 200.50 |
| 13    | Molly Mcelrath (California Polytechnic State University)    | 195.45      |        | 195.45 |
| 14    | Alexandra Richardson (University of California, Davis)      | 191.70      |        | 191.70 |
| 15    | Shannon Stewart (University of California, Davis)           | 161.60      |        | 161.60 |
| 16    | Noelle Provenzano (University of California, Santa Barbara) | 154.95      |        | 154.95 |



## 7162 Event : Women 3m Champ.(6 Dives) CONSOL. (Final)

## Panel Rounds : 1,2,3,4,5,6

Judge J1 Russell, Keith (USA)

Judge J2 Minton, Coral (USA)

Judge J3 Oswald, Kevin (USA)

Judge J4 Sloan, Melanie (USA)


Judge J5 Tonne, Phillip (USA)

Judge J6 Wright, Ann (USA)

Judge J7 Dalman, Niko (USA)

| Place | Diver   | Preliminary | Final  | Total  |
|-------|---|-------------|--------|--------|
| 1     | Jennifer Meyer (University of California, Davis)            |             | 224.50 | 224.50 |
| 2     | Molly Mcelrath (California Polytechnic State University)    |             | 222.45 | 222.45 |
| 3     | Jordan Reed (California State University, Bakersfield)      |             | 221.65 | 221.65 |
| 4     | Caila Baltas (University of California, Santa Barbara)      |             | 214.55 | 214.55 |
| 5     | Lauren Jesse (University of California, Davis)              |             | 202.00 | 202.00 |
| 6     | Shannon Stewart (University of California, Davis)           |             | 191.20 | 191.20 |
| 7     | Alexandra Richardson (University of California, Davis)      |             | 190.35 | 190.35 |
| 8     | Noelle Provenzano (University of California, Santa Barbara) |             | 176.80 | 176.80 |





## 7180 Event : Men 1m Championship (6 Dives) (Final)

**Panel**

Rounds : 1,2,3,4,5,6

Judge J1 Strom, Brian (USA)

Judge J2 Brown, Michael (USA)

Judge J3 Minton, Coral (USA)


Judge J4 Bukowski, Patrick (USA)

Judge J5 Russell, Keith (USA)

Judge J6 Sloan, Melanie (USA)

Judge J7 Curnow, Stan (USA)

| Place | Diver                                     | Preliminary | Final  | Total  |
|-------|---|-------------|--------|--------|
| 1     | Brandon Watson (Brigham Young University) | 375.05      | 398.20 | 398.20 |
| 2     | Douglas Cohen (University of Hawaii)      | 284.25      | 334.50 | 334.50 |
| 3     | Travis Day (Brigham Young University)     | 321.90      | 333.25 | 333.25 |
| 4     | Kevin Dreesen (Brigham Young University)  | 282.55      | 331.25 | 331.25 |
| 5     | Luke Hayes (University of Hawaii)         | 285.70      | 308.85 | 308.85 |
| 6     | Matt Denkers (Brigham Young University)   | 302.40      | 302.60 | 302.60 |
| 7     | Derek Campbell (University of Wyoming)    | 270.80      | 297.70 | 297.70 |
| 8     | Drew Germain (University of North Dakota) | 277.25      | 275.40 | 275.40 |



## 7160 Event : Women 3m Championship (6 Dives) (Final)

**Panel**                      Rounds : 1,2,3,4,5,6  
 Judge J1 Russell, Keith (USA)  
 Judge J2 Minton, Coral (USA)  
 Judge J3 Oswald, Kevin (USA)  
 Judge J4 Sloan, Melanie (USA)  
 Judge J5 Tonne, Phillip (USA)  
 Judge J6 Wright, Ann (USA)  
 Judge J7 Dalman, Niko (USA)

| Place | Diver   | Preliminary | Final  | Total  |
|-------|---|-------------|--------|--------|
| 1     | Dayna Christensen (Brigham Young University)              | 292.20      | 308.80 | 308.80 |
| 2     | Syrena Miskin (Brigham Young University)                  | 278.15      | 305.05 | 305.05 |
| 3     | Raleigh Williams (Brigham Young University)               | 285.15      | 269.65 | 269.65 |
| 4     | Sami McIntyre (California Polytechnic State University)   | 255.70      | 268.00 | 268.00 |
| 5     | Haley Francois (Brigham Young University)                 | 237.15      | 265.20 | 265.20 |
| 6     | Sara Moldenhauer (University of Northern Colorado)        | 284.50      | 258.10 | 258.10 |
| 7     | Meaghan O'meara (California Polytechnic State University) | 220.05      | 226.20 | 226.20 |
| 8     | Heather Hippensteel (University of San Diego)             | 214.80      | 210.85 | 210.85 |

