

2010-11 Men's Basketball Year In Review

	WCC						OVERALL						
	W	L	Pct.	GB	Home	Away	W	L	Pct.	Home	Away	Neut.	Strk.
Saint Mary's !%	11	3	.786	--	6-1	5-2	25	9	.735	15-3	6-4	4-2	L1
Gonzaga !#\$	11	3	.786	--	6-1	5-2	25	10	.714	14-2	6-4	5-4	L1
San Francisco &	10	4	.714	1.0	6-1	4-3	19	15	.559	13-4	4-9	1-3	L1
Santa Clara &	8	6	.571	3.0	5-2	3-4	24	14	.632	15-5	8-6	1-3	W5
Portland &	7	7	.500	4.0	5-2	2-5	20	12	.625	13-2	7-7	0-3	L3
Pepperdine	5	9	.357	6.0	4-3	1-6	12	21	.364	7-7	2-13	3-1	L1
Loyola Marymount	2	12	.143	9.0	2-5	0-7	11	21	.344	7-7	2-12	2-2	L1
San Diego	2	12	.143	9.0	2-5	0-7	6	24	.200	5-9	0-12	1-3	L3

! WCC Regular Season Champion; # WCC Tournament Champion; \$ NCAA Tournament; % Men's NIT; & Collegeinsider.com Tournament

Record Five Teams Advance To Postseason Play



For the first time in conference history, five West Coast Conference men's basketball teams advanced to the postseason following the 2011 WCC campaign. Gonzaga, the 2011 Zappos.com West Coast Conference

Tournament Champion, made its 13th consecutive appearance in the NCAA Tournament. 2011 WCC Regular Season Co-Champion Saint Mary's took part in the NIT for the second time in the last three seasons. Santa Clara, San Francisco, and Portland each earned an invitation to the Collegeinsider.com Postseason Tournament. The Broncos became the first West Coast Conference team to win the CIT. The Dons advanced to the CIT quarterfinals, while the Pilots made their third consecutive CIT appearance.



Santa Clara Wins CIT

Santa Clara became the first West Coast Conference team to win the CollegeInsider.com Postseason Tournament (CIT), with a 76-69 victory at Iona in late March. The Broncos went 5-0 to win the tournament, including three straight road victories in three different time zones.



Randy Bennett, SMC
Coach of the Year



Mickey McConnell, SMC
Player of the Year



Marquise Carter, GON
Newcomer of the Year



Troy Payne, SCU
Defensive Player of the Year

2010-11 WCC Players Of The Week

11/15	S. Gray (GON), L. Sikma (POR)
11/22	Angelo Caloiaro (USF)
11/29	Jared Stohl (POR)
12/06	Keion Bell (PEP)
12/13	Kevin Foster (SCU)
12/20	Tim Douglas (POR)
12/27	N. Mitrovic (POR), M. Young (SMC)
1/03	Mickey McConnell (SMC)
1/10	Mickey McConnell (SMC)
1/17	Robert Sacre (GON)
1/24	Kevin Foster (SCU)
1/31	T. Douglas (POR), M. McConnell (SMC)
2/07	Rashad Green (USF)
2/14	Mickey McConnell (SMC)
2/21	Marquise Carter (GON)
2/28	Marc Trasolini (SCU)

WCC Players of the Month

Nov.	Keion Bell (PEP)
Dec.	Nemanja Mitrovic (POR)/ M. Dellavedova (SMC)
Jan.	Mickey McConnell (SMC)
Feb.	Kevin Foster (SCU)
Mar.	Kevin Foster (SCU)

2011 ALL-WCC TEAM

Name	SCH	HT	P	YR
Matthew Dellavedova	SMC	6-4	G	SO
Kevin Foster	SCU	6-2	G	SO
Steven Gray *	GON	6-5	G	SR
Rashad Green	USF	6-4	G	JR
Rob Jones	SMC	6-6	F	JR
Mickey McConnell * #	SMC	6-0	G	SR
Nemanja Mitrovic	POR	6-5	G	JR
Robert Sacre	GON	7-0	C	JR
Luke Sikma	POR	6-8	F	SR
Michael Williams	USF	6-0	G	SO

*Previous times on All-WCC First Team;
Player of the Year

HONORABLE MENTION

Perris Blackwell, USF; Elias Harris, GON; Lorne Jackson, PEP; Jared Stohl, POR; Vernon Teel, LMU; Mychel Thompson, PEP; Drew Viney, LMU

2011 ALL-FRESHMAN TEAM

Name	SCH	HT	P
Cody Doolin	USF	6-2	G
Sam Dower	GON	6-9	C
Stephen Holt	SMC	6-4	G
Anthony Ireland	LMU	5-10	G
Evan Roquemore	SCU	6-3	G

2010-11 Statistics All Games

INDIVIDUAL LEADERS

SCORING

##	Player-Team	G	FG	3FG	FT	Pts	Avg/G
1.	Foster, Kevin-SCU	38	229	140	168	766	20.2
2.	VINEY, Drew-LMU	27	167	38	92	464	17.2
3.	McCONNELL, Mickey-SMC	34	177	77	126	557	16.4
4.	WILLIAMS, Michael-USF	34	173	74	80	500	14.7
5.	THOMPSON, Mychel-PEP	33	167	53	95	482	14.6
6.	STOHL, Jared-POR	32	138	91	83	450	14.1
7.	GRAY, Steven-GON	34	159	71	85	474	13.9
8.	JONES, Rob-SMC	34	176	54	64	470	13.8
9.	MITROVIC, Nemanja-POR	32	145	93	49	432	13.5
10.	DELLAVEDOVA, Matthew-SMC	34	142	68	104	456	13.4
11.	JACKSON, Lorne-PEP	33	145	39	106	435	13.2
12.	SIKMA, Luke-POR	32	159	4	90	412	12.9
13.	TEEL, Vernon-LMU	30	121	5	137	384	12.8
14.	Trasolini, Marc-SCU	37	170	27	105	472	12.8
15.	SACRE, Robert-GON	35	138	0	163	439	12.5
16.	GREEN, Rashad-USF	30	118	26	113	375	12.5
17.	HARRIS, Elias-GON	34	154	18	95	421	12.4
18.	Roquemore, Evan-SCU	38	115	57	159	446	11.7
19.	BLACKWELL, Perris-USF	32	128	0	86	342	10.7
20.	IRELAND, Anthony-LMU	32	126	39	49	340	10.6

FIELD GOAL PCT (Min. 3.0 made per game)

##	Player-Team	G	FG	FGA	Pct
1.	YOUNG, Mitchell-SMC	34	145	244	.594
2.	BLACKWELL, Perris-USF	32	128	229	.559
3.	SIKMA, Luke-POR	32	159	302	.526
4.	Trasolini, Marc-SCU	37	170	325	.523
5.	HARRIS, Elias-GON	34	154	298	.517
6.	McCONNELL, Mickey-SMC	34	177	351	.504
7.	DIARRA, Moustapha-USF	34	111	223	.498
8.	HAMILTON, Ashley-LMU	25	82	166	.494
9.	SACRE, Robert-GON	35	138	283	.488
10.	VINEY, Drew-LMU	27	167	349	.479

STEALS

##	Player-Team	G	Stls	Avg/G
1.	HOLT, Stephen-SMC	34	61	1.8
2.	GRAY, Steven-GON	34	57	1.7
3.	TEEL, Vernon-LMU	30	50	1.7
4.	Foster, Kevin-SCU	38	61	1.6
5.	Payne, Troy-SCU	38	59	1.6

3-POINT FG PCT (Min. 1.0 made per game)

##	Player-Team	G	3FG	FGA	Pct
1.	MITROVIC, Nemanja-POR	32	93	201	.463
2.	MOENNINGHOFF, Mathis-GON	30	33	72	.458
3.	McCONNELL, Mickey-SMC	34	77	169	.456
4.	STOHL, Jared-POR	32	91	213	.427
5.	STEINDL, Clint-SMC	34	58	137	.423
6.	Roquemore, Evan-SCU	38	57	144	.396
7.	WILLIAMS, Michael-USF	34	74	189	.392
8.	DAVIS, Larry-LMU	26	31	82	.378
9.	VINEY, Drew-LMU	27	38	101	.376
10.	DELLAVEDOVA, Matthew-SMC	34	68	181	.376

REBOUNDING

##	Player-Team	G	OFF	DEF	TOT	Avg/G
1.	SIKMA, Luke-POR	32	105	232	337	10.5
2.	JONES, Rob-SMC	34	60	203	263	7.7
3.	CALOIARO, Angelo-USF	34	35	213	248	7.3
4.	BLACKWELL, Perris-USF	32	96	129	225	7.0
5.	VINEY, Drew-LMU	27	37	141	178	6.6
6.	SACRE, Robert-GON	35	86	136	222	6.3
7.	Trasolini, Marc-SCU	37	83	143	226	6.1
8.	HARRIS, Elias-GON	34	60	144	204	6.0
9.	Payne, Troy-SCU	38	93	132	225	5.9
10.	THOMPSON, Mychel-PEP	33	54	140	194	5.9

FREE THROW PCT (Min. 2.0 made per game)

##	Player-Team	G	FTM	FTA	Pct
1.	STOHL, Jared-POR	32	83	93	.892
2.	McCONNELL, Mickey-SMC	34	126	142	.887
3.	DELLAVEDOVA, Matthew-SMC	34	104	118	.881
4.	GINTY, Devin-USD	30	62	71	.873
5.	Roquemore, Evan-SCU	38	159	193	.824

ASSISTS

##	Player-Team	G	Asts	Avg/G
1.	McCONNELL, Mickey-SMC	34	206	6.1
2.	DELLAVEDOVA, Matthew-SMC	34	180	5.3
3.	GRAY, Steven-GON	34	136	4.0
4.	TEEL, Vernon-LMU	30	115	3.8
5.	Foster, Kevin-SCU	38	141	3.7
6.	Roquemore, Evan-SCU	38	139	3.7
7.	DOOLIN, Cody-USF	34	119	3.5
8.	IRELAND, Anthony-LMU	32	95	3.0
9.	GREEN, Rashad-USF	30	89	3.0
10.	DOUGLAS, Tim-POR	28	83	3.0

3-POINT FG MADE

##	Player-Team	G	3FG	Avg/G
1.	Foster, Kevin-SCU	38	140	3.7
2.	MITROVIC, Nemanja-POR	32	93	2.9
3.	STOHL, Jared-POR	32	91	2.8
4.	McCONNELL, Mickey-SMC	34	77	2.3
5.	WILLIAMS, Michael-USF	34	74	2.2

BLOCKED SHOTS

##	Player-Team	G	Blks	Avg/G
1.	SACRE, Robert-GON	35	66	1.9
2.	KNUTSON, Kramer-POR	31	48	1.5
3.	OKONJI, Godwin-LMU	31	38	1.2
4.	WALKER II, Kenton-SMC	34	34	1.0
	THOMPSON, Mychel-PEP	33	33	1.0

TEAM RANKINGS

SCORING OFFENSE

#	Team	G	W-L	Pts	Avg/G
1.	SMC	34	25-9	2684	78.9
2.	GON	35	25-10	2684	76.7
3.	SCU	38	24-14	2810	73.9
4.	POR	32	20-12	2272	71.0
5.	LMU	32	11-21	2265	70.8
6.	USF	34	19-15	2384	70.1
7.	PEP	33	12-21	2289	69.4
8.	USD	30	6-24	1826	60.9

FREE THROW PERCENTAGES

#	Team	G	FTM	FTA	Pct
1.	GON	35	617	810	.762
2.	SMC	34	501	660	.759
3.	POR	32	429	579	.741
4.	SCU	38	712	979	.727
5.	PEP	33	538	749	.718
6.	LMU	32	502	723	.694
7.	USF	34	476	694	.686
8.	USD	30	374	548	.682

3-POINT FIELD GOAL PERCENTAGES

#	Team	G	3FG	3FGA	Pct
1.	POR	32	243	590	.412
2.	SMC	34	291	746	.390
3.	GON	35	203	548	.370
4.	SCU	38	269	764	.352
5.	USF	34	219	654	.335
6.	USD	30	160	482	.332
7.	PEP	33	177	541	.327
8.	LMU	32	149	464	.321

ASSISTS

#	Team	G	Ast	Avg/G
1.	SMC	34	561	16.5
2.	GON	35	542	15.5
3.	POR	32	447	14.0
4.	LMU	32	435	13.6
5.	SCU	38	474	12.5
6.	PEP	33	408	12.4
7.	USF	34	410	12.1
8.	USD	30	325	10.8

SCORING DEFENSE

#	Team	G	Pts	Avg/G
1.	GON	35	2307	65.9
2.	SMC	34	2253	66.3
3.	POR	32	2192	68.5
4.	USD	30	2114	70.5
5.	USF	34	2401	70.6
6.	SCU	38	2690	70.8
7.	LMU	32	2312	72.2
8.	PEP	33	2442	74.0

FIELD GOAL PERCENTAGES

#	Team	G	FG	FGA	Pct
1.	SMC	34	946	1951	.485
2.	GON	35	932	1947	.479
3.	POR	32	800	1749	.457
4.	USF	34	796	1822	.437
5.	LMU	32	807	1871	.431
6.	SCU	38	884	2054	.430
7.	PEP	33	787	1855	.424
8.	USD	30	620	1477	.420

REBOUNDING MARGIN

#	Team	G	TM	Avg	OPP	Avg	Margin
1.	GON	35	1314	37.5	1086	31.0	+6.5
2.	SCU	38	1344	35.4	1186	31.2	+4.2
3.	SMC	34	1179	34.7	1042	30.6	+4.0
4.	POR	32	1109	34.7	1000	31.3	+3.4
5.	USF	34	1253	36.9	1151	33.9	+3.0
6.	LMU	32	1219	38.1	1133	35.4	+2.7
7.	PEP	33	1178	35.7	1110	33.6	+2.1
8.	USD	30	846	28.2	1043	34.8	-6.6

STEALS

#	Team	G	Stl	Avg/G
1.	GON	35	254	7.3
2.	SMC	34	243	7.1
3.	SCU	38	266	7.0
4.	LMU	32	215	6.7
5.	PEP	33	193	5.8
6.	POR	32	171	5.3
7.	USD	30	152	5.1
8.	USF	34	172	5.1

SCORING MARGIN

#	Team	G	OFF	DEF	Margin
1.	SMC	34	78.9	66.3	+12.7
2.	GON	35	76.7	65.9	+10.8
3.	SCU	38	73.9	70.8	+3.2
4.	POR	32	71.0	68.5	+2.5
5.	USF	34	70.1	70.6	-0.5
6.	LMU	32	70.8	72.2	-1.5
7.	PEP	33	69.4	74.0	-4.6
8.	USD	30	60.9	70.5	-9.6

FIELD GOAL PCT DEFENSE

#	Team	G	FG	FGA	Pct
1.	GON	35	786	1947	.404
2.	USF	34	818	1956	.418
3.	POR	32	755	1751	.431
4.	LMU	32	811	1864	.435
5.	SMC	34	809	1834	.441
6.	SCU	38	878	1970	.446
7.	PEP	33	849	1844	.460
8.	USD	30	710	1536	.462

BLOCKED SHOTS

#	Team	G	Blks	Avg/G
1.	LMU	32	130	4.1
2.	GON	35	132	3.8
3.	SMC	34	112	3.3
4.	POR	32	99	3.1
5.	SCU	38	112	2.9
6.	PEP	33	97	2.9
7.	USD	30	79	2.6
8.	USF	34	83	2.4

3-POINT FIELD GOALS MADE

#	Team	G	3FG	Avg/G
1.	SMC	34	291	8.6
2.	POR	32	243	7.6
3.	SCU	38	269	7.1
4.	USF	34	219	6.4
5.	GON	35	203	5.8
6.	PEP	33	177	5.4
7.	USD	30	160	5.3
8.	LMU	32	149	4.7

2010-11 Statistics WCC Games

INDIVIDUAL LEADERS

SCORING

##	Player-Team	G	FG	3FG	FT	Pts	Avg/G
1.	Foster, Kevin-SCU	14	86	51	67	290	20.7
2.	McCONNELL, Mickey-SMC	14	95	34	58	282	20.1
3.	JACKSON, Lorne-PEP	14	80	17	56	233	16.6
4.	VINEY, Drew-LMU	11	63	17	37	180	16.4
5.	THOMPSON, Mychel-PEP	14	75	21	46	217	15.5
6.	SIKMA, Luke-POR	14	76	1	51	204	14.6
7.	GRAY, Steven-GON	14	67	24	41	199	14.2
8.	JONES, Rob-SMC	14	76	22	25	199	14.2
9.	GREEN, Rashad-USF	14	58	8	67	191	13.6
10.	WILLIAMS, Michael-USF	14	65	26	33	189	13.5
11.	DELLAVEDOVA, Matthew-SMC	14	55	29	48	187	13.4
12.	MITROVIC, Nemanja-POR	14	61	40	24	186	13.3
13.	HARRIS, Elias-GON	14	65	10	37	177	12.6
	STOHL, Jared-POR	14	49	32	47	177	12.6
15.	Trasolini, Marc-SCU	14	63	7	42	175	12.5
16.	SACRE, Robert-GON	14	54	0	59	167	11.9
17.	TEEL, Vernon-LMU	14	53	1	59	166	11.9
18.	Roquemore, Evan-SCU	14	41	23	60	165	11.8
19.	IRELAND, Anthony-LMU	14	59	23	20	161	11.5
20.	BLACKWELL, Perris-USF	12	44	0	42	130	10.8

REBOUNDING

##	Player-Team	G	OFF	DEF	TOT	Avg/G
1.	SIKMA, Luke-POR	14	49	101	150	10.7
2.	JONES, Rob-SMC	14	26	98	124	8.9
3.	BLACKWELL, Perris-USF	12	37	60	97	8.1
4.	Payne, Troy-SCU	14	47	65	112	8.0
5.	CALOJARO, Angelo-USF	14	12	78	90	6.4
6.	THOMPSON, Mychel-PEP	14	17	72	89	6.4
7.	MANRESA, Chris-USD	14	29	59	88	6.3
	HARRIS, Elias-GON	14	22	66	88	6.3
9.	SACRE, Robert-GON	14	31	49	80	5.7
10.	GREEN, Rashad-USF	14	23	54	77	5.5
	DARBY, Taylor-PEP	14	33	44	77	5.5

FIELD GOAL PCT (Min. 3.0 made per game)

##	Player-Team	G	FG	FGA	Pct
1.	DOWER, Sam-GON	14	52	80	.650
2.	YOUNG, Mitchell-SMC	14	54	92	.587
3.	McCONNELL, Mickey-SMC	14	95	171	.556
4.	SIKMA, Luke-POR	14	76	139	.547
5.	Dowdell, Ben-SCU	14	52	96	.542
6.	SACRE, Robert-GON	14	54	103	.524
7.	Trasolini, Marc-SCU	14	63	121	.521
8.	DIARRA, Moustapha-USF	14	57	111	.514
9.	HARRIS, Elias-GON	14	65	127	.512
10.	GABRIEL, Chris-USD	14	45	88	.511

FREE THROW PCT (Min. 2.0 made per game)

##	Player-Team	G	FTM	FTA	Pct
1.	STOHL, Jared-POR	14	47	49	.959
2.	McCONNELL, Mickey-SMC	14	58	64	.906
3.	DELLAVEDOVA, Matthew-SMC	14	48	54	.889
	GINTY, Devin-USD	14	32	36	.889
5.	NORRIS, Darian-USD	14	38	43	.884

ASSISTS

##	Player-Team	G	Asts	Avg/G
1.	McCONNELL, Mickey-SMC	14	97	6.9
2.	Roquemore, Evan-SCU	14	71	5.1
3.	DELLAVEDOVA, Matthew-SMC	14	68	4.9
4.	DOUGLAS, Tim-POR	13	51	3.9
5.	TEEL, Vernon-LMU	14	52	3.7
6.	Foster, Kevin-SCU	14	51	3.6
7.	DOOLIN, Cody-USF	14	49	3.5
8.	JACKSON, Lorne-PEP	14	47	3.4
9.	LOWERY, Joshua-PEP	14	46	3.3
10.	IRELAND, Anthony-LMU	14	45	3.2
	GRAY, Steven-GON	14	45	3.2

STEALS

##	Player-Team	G	Stls	Avg/G
1.	Payne, Troy-SCU	14	36	2.6
2.	JACKSON, Lorne-PEP	14	28	2.0
3.	GRAY, Steven-GON	14	27	1.9
4.	Foster, Kevin-SCU	14	26	1.9
5.	HOLT, Stephen-SMC	14	23	1.6
6.	SIKMA, Luke-POR	14	21	1.5

3-POINT FG PCT (Min. 1.0 made per game)

##	Player-Team	G	3FG	FGA	Pct
1.	McCONNELL, Mickey-SMC	14	34	68	.500
2.	VINEY, Drew-LMU	11	17	37	.459
3.	DOUGLAS, Tim-POR	13	14	31	.452
4.	STEINDL, Clint-SMC	14	19	46	.413
5.	MITROVIC, Nemanja-POR	14	40	98	.408
6.	IRELAND, Anthony-LMU	14	23	57	.404
7.	STOHL, Jared-POR	14	32	81	.395
8.	DELLAVEDOVA, Matthew-SMC	14	29	74	.392
9.	DORR, Matt-USD	12	17	44	.386
10.	DOOLIN, Cody-USF	14	14	37	.378

3-POINT FG MADE

##	Player-Team	G	3FG	Avg/G
1.	Foster, Kevin-SCU	14	51	3.6
2.	MITROVIC, Nemanja-POR	14	40	2.9
3.	McCONNELL, Mickey-SMC	14	34	2.4
4.	STOHL, Jared-POR	14	32	2.3
5.	DELLAVEDOVA, Matthew-SMC	14	29	2.1

BLOCKED SHOTS

##	Player-Team	G	Blks	Avg/G
1.	SACRE, Robert-GON	14	30	2.1
2.	KNUTSON, Kramer-POR	13	22	1.7
3.	OKONJI, Godwin-LMU	13	14	1.1
4.	Trasolini, Marc-SCU	14	14	1.0
	THOMPSON, Mychel-PEP	14	14	1.0

TEAM RANKINGS

SCORING OFFENSE

#	Team	G	W-L	Pts	Avg/G
1.	SMC	14	11-3	1091	77.9
2.	GON	14	11-3	1073	76.6
3.	USF	14	10-4	1010	72.1
4.	SCU	14	8-6	984	70.3
5.	POR	14	7-7	978	69.9
6.	LMU	14	2-12	969	69.2
7.	PEP	14	5-9	959	68.5
8.	USD	14	2-12	791	56.5

FREE THROW PERCENTAGES

#	Team	G	FTM	FTA	Pct
1.	POR	14	193	251	.769
2.	SMC	14	212	276	.768
3.	GON	14	244	329	.742
4.	PEP	14	203	275	.738
5.	SCU	14	243	332	.732
6.	LMU	14	219	305	.718
7.	USF	14	226	325	.695
8.	USD	14	161	235	.685

3-POINT FIELD GOAL PERCENTAGES

#	Team	G	FG	FGA	Pct
1.	SMC	14	117	294	.398
2.	POR	14	101	257	.393
3.	LMU	14	80	209	.383
4.	GON	14	73	213	.343
5.	SCU	14	84	255	.329
6.	USD	14	64	201	.318
7.	PEP	14	68	215	.316
8.	USF	14	86	280	.307

ASSISTS

#	Team	G	Asts	Avg/G
1.	SMC	14	221	15.8
2.	GON	14	214	15.3
3.	POR	14	191	13.6
4.	LMU	14	188	13.4
5.	PEP	14	185	13.2
6.	USF	14	173	12.4
7.	SCU	14	167	11.9
8.	USD	14	139	9.9

SCORING DEFENSE

#	Team	G	Pts	Avg/G
1.	GON	14	912	65.1
2.	USD	14	953	68.1
3.	POR	14	956	68.3
4.	SMC	14	963	68.8
5.	SCU	14	979	69.9
6.	USF	14	1003	71.6
7.	PEP	14	1024	73.1
8.	LMU	14	1065	76.1

FIELD GOAL PERCENTAGES

#	Team	G	FG	FGA	Pct
1.	GON	14	378	775	.488
2.	SMC	14	381	784	.486
3.	POR	14	342	778	.440
4.	USF	14	349	804	.434
5.	PEP	14	344	800	.430
6.	SCU	14	298	719	.414
7.	LMU	14	335	814	.412
8.	USD	14	257	648	.397

REBOUNDING MARGIN

#	Team	G	TM	Avg	OPP	Avg	Mar.
1.	GON	14	506	36.1	450	32.1	+4.0
2.	PEP	14	494	35.3	462	33.0	+2.3
3.	POR	14	485	34.6	458	32.7	+1.9
4.	SMC	14	467	33.4	446	31.9	+1.5
5.	USF	14	526	37.6	528	37.7	-0.1
6.	SCU	14	438	31.3	447	31.9	-0.6
7.	LMU	14	490	35.0	523	37.4	-2.4
8.	USD	14	377	26.9	469	33.5	-6.6

STEALS

#	Team	G	Stls	Avg/G
1.	GON	14	118	8.4
2.	SCU	14	106	7.6
3.	SMC	14	97	6.9
4.	LMU	14	87	6.2
	PEP	14	87	6.2
6.	USF	14	80	5.7
7.	POR	14	71	5.1
8.	USD	14	67	4.8

SCORING MARGIN

#	Team	G	OFF	DEF	Margin
1.	GON	14	76.6	65.1	+11.5
2.	SMC	14	77.9	68.8	+9.1
3.	POR	14	69.9	68.3	+1.6
4.	USF	14	72.1	71.6	+0.5
5.	SCU	14	70.3	69.9	+0.4
6.	PEP	14	68.5	73.1	-4.6
7.	LMU	14	69.2	76.1	-6.9
8.	USD	14	56.5	68.1	-11.6

FIELD GOAL PCT DEFENSE

#	Team	G	FG	FGA	Pct
1.	GON	14	306	773	.396
2.	USF	14	354	855	.414
3.	POR	14	317	755	.420
4.	SMC	14	353	783	.451
5.	SCU	14	309	679	.455
6.	LMU	14	376	824	.456
7.	USD	14	307	671	.458
8.	PEP	14	362	782	.463

BLOCKED SHOTS

#	Team	G	Blks	Avg/G
1.	GON	14	62	4.4
2.	LMU	14	55	3.9
3.	POR	14	50	3.6
	SCU	14	50	3.6
5.	SMC	14	46	3.3
6.	PEP	14	41	2.9
7.	USD	14	37	2.6
8.	USF	14	34	2.4

3-POINT FIELD GOALS MADE

#	Team	G	3FG	Avg/G
1.	SMC	14	117	8.4
2.	POR	14	101	7.2
3.	USF	14	86	6.1
4.	SCU	14	84	6.0
5.	LMU	14	80	5.7
6.	GON	14	73	5.2
7.	PEP	14	68	4.9
8.	USD	14	64	4.6

Individual Leaders WCC Games

SCORING

		G	FG	FT	PTS	AVG
2010-11	Kevin Foster, SCU	14	86	67	290	20.7
2009-10	Omar Samhan, SMC	14	121	69	311	22.2
2008-09	Dior Lowhorn, USF	14	105	39	267	19.1
2007-08	Dior Lowhorn, USF	14	116	51	287	20.5
2006-07	Antonio Kellogg, USF	11	64	35	189	17.2
2005-06	Adam Morrison, GON	14	133	110*	411	29.4
2004-05	Brandon Gay, USD	14	86	77	279	19.9
	John Cox, USF	14	98	49	279	19.9
2003-04	Paul Marigney, SMC	14	89	67	282	20.1
2002-03	Blake Stepp, GON	14	87	60	288	20.6
2001-02	Dan Dickau, GON	14	90	55	319	22.8
2000-01	Brandon Armstrong, PEP	14	121	35	333	23.8
1999-00	Richie Frahm, GON	14	79	44	237	16.9
	Darrell Tucker, USF	14	89	47	237	16.9
1998-99	Gerald Zimmerman, USF	11	77	35	219	19.9
1997-98	Bakari Hendrix, GON	14	102	82	290	20.7
1996-97	Jim Williamson, LMU	14	80	55	255	18.2
1995-96	Gerald Brown, PEP	14	100	55	270	19.3
1994-95	Steve Nash, SCU	14	84	96	307	21.9
1993-94	Jeff Brown, GON	14	114	76	310	22.1
1992-93	Jeff Brown, GON	14	89	70	248	17.7
1991-92	Terrell Lowery, LMU	13	111	79	345	26.5
1990-91	Terrell Lowery, LMU	14	127	87	383	27.4
1989-90	Bo Kimble, LMU	14	175	108	486	34.7
1988-89	Hank Gathers, LMU	14	192	69	453	32.4
1987-88	Bo Kimble, LMU	14	124	52	342	24.4
1986-87	Eric White, PEP	14	116	59	291	20.8
1985-86	Forrest McKenzie, LMU	14	124	26	274	19.6
1984-85	Keith Smith, LMU	12	129	43	301	25.1
1983-84	Forrest McKenzie, LMU	12	104	45	253	21.1
1982-83	Greg Goorjian, LMU	12	134	72	340	28.3
1981-82	Quintin Dailey, USF	14	122	84	328	23.4
1980-81	Quintin Dailey, USF	14	139	80	358	25.6
1979-80	Jim McCloskey, LMU	16	156	93	405	25.3
1978-79	Michael Gray, UNR	14	137	57	331	23.6
1977-78	Bill Cartwright, USF	14	109	70	288	20.6
1976-77	Edgar Jones, UNR	14	136	85	357	25.5
1975-76	Ralph Walker, SMC	12	104	41	249	20.8
1974-75	Frank Oleynick, SEA	14	140	76	356	25.4
1973-74	Frank Oleynick, SEA	14	145	88	378	27.0
1972-73	William Averitt, PEP	14	228*	92	548*	39.1*
1971-72	William Averitt, PEP	13	137	97	371	28.5
1970-71	Romie Thomas, UNR	12	114	84	312	26.0
1969-70	Jim Haderlein, LMU	14	146	71	363	25.9
1968-69	Pete Cross, USF	14	138	91	367	26.2
1967-68	Steve Ebey, PEP	14	108	100	316	22.6
1966-67	Mike Gervasoni, SCU	14	111	92	314	22.4
1965-66	Keith Swagerty, UOP	14	116	90	322	23.0
1964-65	Ollie Johnson, USF	14	113	74	300	21.4
1963-64	Russ Vrankovich, SCU	12	92	89	273	22.8
1962-63	Steve Gray, SMC	12	104	81	289	24.1
1961-62	Steve Gray, SMC	12	88	72	248	20.7
1960-61	Ken Stanley, UOP	12	93	77	263	21.9
1959-60	Robert Sims, PEP	12	91	38	220	18.3
1958-59	Dave Klurman, UOP	12	87	60	234	19.5
1957-58	Sterling Forbes, PEP	12	67	57	191	15.9
	Leroy Wright, UOP	12	73	45	191	15.9
1956-57	Gary Alcorn, FSU	14	132	68	332	23.7
1955-56	Bill Russell, USF	14	123	58	304	21.7
1954-55	Ken Sears, SCU	12	100	90	290	24.2
1953-54	Bill Russell, USF	12	79	72	230	19.2
1952-53	George McLaughlin, SMC	8	46	45	137	17.1

REBOUNDING

		G	REB	AVG
2010-11	Luke Sikma, POR	14	150	10.7
2009-10	Omar Samhan, SMC	14	155	11.1
2008-09	John Bryant, SCU	14	212	15.1
2007-08	John Bryant, SCU	14	144	10.3
2006-07	Diamon Simpson, SMC	14	109	7.8
	Gyno Pomare, USD	14	109	7.8

2005-06	Matthew Knight, LMU	14	148	10.6
2004-05	Ronny Turiaf, GON	14	133	9.5
2003-04	Cory Violette, GON	14	115	8.2
2002-03	Jason Keep, USD	14	135	9.6
2001-02	Darrell Tucker, USF	14	150	10.7
2000-01	Darrell Tucker, USF	14	113	8.1
1999-00	Kenyon Jones, USF	14	141	10.1
1998-99	Kelvin Gibbs, PEP	14	121	8.6
1997-98	Damian Cantrell, USF	10	103	10.3
1996-97	Bryan Hill, PEP	14	116	8.3
1995-96	Paul Rogers, GON	14	128	9.1
1994-95	Jumoke Horton, SMC	14	123	8.8
1993-94	Dana Jones, PEP	14	138	9.9
1992-93	Dana Jones, PEP	14	133	9.5
1991-92	Darryl Johnson, USF	12	148	12.3
1990-91	Ron Reiss, SCU	14	145	10.4
1989-90	Hank Gathers, LMU	14	139	9.9
	Geoff Lear, PEP	14	139	9.9
1988-89	Hank Gathers, LMU	14	161	11.5
1987-88	Levy Middlebrooks, PEP	14	146	10.4
1986-87	Eric White, PEP	14	121	8.6
1985-86	Forrest McKenzie, LMU	14	110	7.9
1984-85	Nick Vanos, SCU	12	141	11.8
1983-84	Nick Vanos, SCU	12	126	10.5
1982-83	Orlando Phillips, PEP	12	107	8.9
1981-82	Wallace Bryant, USF	14	139	9.9
1980-81	Wallace Bryant, USF	14	127	9.1
1979-80	Rick Raivio, POR	16	191	11.9
1978-79	Bill Cartwright, USF	14	226	16.1
1977-78	Mike Stallings, UNR	14	161	11.5
1976-77	Edgar Jones, UNR	14	190	13.6
1975-76	Pete Padgett, UNR	12	143	11.9
1974-75	Pete Padgett, UNR	14	185	13.2
1973-74	Pete Padgett, UNR	14	212	15.1
1972-73	Pete Padgett, UNR	14	244	17.4
1971-72	Steve Smith, LMU	13	198	15.2
1970-71	John Gianelli, UOP	14	260	18.6
1969-70	Pete Cross, USF	14	261	18.6
1968-69	Pete Cross, USF	14	220	15.7
1967-68	Dennis Awtrey, SCU	14	199	14.2
1966-67	Keith Swagerty, UOP	14	279	19.9
1965-66	Keith Swagerty, UOP	14	245	17.5
1964-65	Keith Swagerty, UOP	14	249	17.8
1963-64	Roland Betts, PEP	10	159	15.9
1962-63	Bob Warlick, PEP	12	161	13.4
1961-62	Steve Gray, SMC	12	152	12.7
1960-61	Tom Meschery, SMC	12	161	13.4
1959-60	Joe Sheaff, SCU	12	144	12.0
1958-59	Leroy Wright, UOP	12	246	20.5
1957-58	Leroy Wright, UOP	12	219	18.3
1956-57	Gary Alcorn, FSU	14	239	17.1
1955-56	Bill Russell, USF	14	294*	21.0
1954-55	Bill Russell, USF	12	265	22.1*
1953-54	Bill Russell, USF	12	211	17.6

FIELD GOAL PERCENTAGE

		FG-FGA	PCT
2010-11	Sam Dower, GON	52-80	.650
2009-10	Elias Harris, GON	87-152	.572
2008-09	John Bryant, SCU	95-153	.621
2007-08	John Bryant, SCU	96-162	.593
2006-07	Sean Denison, SCU	59-92	.641
2005-06	John Bryant, SCU	43-69	.623
2004-05	J.P. Batista, GON	71-117	.607
2003-04	Cory Violette, GON	90-149	.604
2002-03	Jason Keep, USD	92-149	.617
2001-02	Jason Blair, USD	75-126	.595
2000-01	Zach Gourde, GON	54-83	.651
1999-00	Zach Gourde, GON	47-74	.635
1998-99	Casey Calvary, GON	46-71	.648
1997-98	Bryan Hill, PEP	70-108	.648
1996-97	Brian Brusio, USD	68-110	.618

Individual Leaders WCC Games

1995-96	Jumoke Horton, SMC	67-97	.691
1994-95	Jumoke Horton, SMC	72-101	.713*
1993-94	Kent Bennett, USF	63-109	.578
1992-93	Dana Jones, PEP	102-159	.642
1991-92	Jeff Brown, GON	112-171	.655
1990-91	Richard Petruska, LMU	102-164	.622
1989-90	Hank Gathers, LMU	173-273	.634
1988-89	Craig Cottrell, USD	72-101	.713*
1987-88	Dan Weiss, SCU	70-111	.631
1986-87	Robert Haugen, SMC	70-116	.603
1985-86	Eric White, PEP	102-169	.604
1984-85	Anthony Reuss, USD	57-103	.565
1983-84	Anthony Reuss, USD	57-103	.553
1982-83	Orlando Phillips, PEP	90-128	.703
1981-82	Bill Dunlap, GON	83-128	.648
1980-81	Quintin Dailey, USF	139-226	.614
1979-80	Jawann Oldham, SEA	115-189	.608
1978-79	Bill Cartwright, USF	121-198	.611
1977-78	Bill Cartwright, USF	109-164	.665
1976-77	Bill Cartwright, USF	116-192	.604
1975-76	Bill Cartwright, USF	74-131	.565
1974-75	Reggie Green, SEA	51-85	.600
1973-74	Billy Williams, PEP	49-78	.628
1972-73	Mike Stewart, SCU	103-164	.628
1971-72	Mike Stewart, SCU	104-154	.675
1970-71	Mike Stewart, SCU	85-161	.528
1969-70	Dennis Awtrey, SCU	106-188	.564
1968-69	Dennis Awtrey, SCU	114-190	.600
1967-68	Dick Groves, SJS	62-106	.585
1966-67	Bud Ogden, SCU	107-183	.585
1965-66	Dennis Black, USF	58-98	.592
1964-65	Ollie Johnson, USF	113-194	.582
1963-64	Ollie Johnson, USF	74-132	.561
1962-63	Ollie Johnson, USF	75-129	.581
1961-62	Dennis Bates, SJS	47-103	.456
1960-61	Tom Meschery, SMC	99-184	.538
1959-60	Joe Sheaff, SCU	74-145	.510
1958-59	Joe Sheaff, SCU	52-109	.477
1957-58	Gil Egeland, SJS	59-129	.457
1956-57	Garnette Brown, LMU	97-203	.478
1955-56	Bill Russell, USF	123-236	.521
1954-55	Ken Sears, SCU	100-190	.526
1953-54	Bill Russell, USF	79-164	.482

FREE THROW PERCENTAGE

	FTM-FTA	PCT	
2010-11	Jared Stohl, POR	47-49	.959
2009-10	T.J. Campbell, POR	51-55	.927
2008-09	Jarred DuBois, LMU	47-54	.870
2007-08	Austin Daye, GON	28-32	.875
2006-07	Derek Raivio, GON	59-62	.952
2005-06	Daniel Kickert, SMC	51-54	.944
2004-05	Derek Raivio, GON	63-66	.955
2003-04	Wes Wardrop, LMU	23-24	.958
2002-03	Casey Frandsen, POR	38-43	.884
2001-02	Dan Dickau, GON	84-95	.884
2000-01	Dan Dickau, GON	72-80	.900
1999-00	Axel Dench, GON	30-35	.857
1998-99	Cameron Rigby, USD	34-38	.895
1997-98	Gerald Brown, PEP	35-38	.921
1996-97	Frank Knight, SMC	49-52	.942
1995-96	Jim Williamson, LMU	46-50	.920
1994-95	Steve Nash, SCU	96-105	.914
1993-94	Doug Harris, USD	39-45	.867
1992-93	Matt Houle, POR	43-50	.860
1991-92	Damin Lopez, PEP	34-48	.895
1990-91	Ron Deaton, POR	29-31	.935
1989-90	Jim McPhee, GON	71-80	.887
1988-89	Mitch Burley, SCU	33-35	.943
1987-88	Adolphus Gaffney, POR	41-46	.891
1986-87	Chris Nikchevich, LMU	30-33	.909
1985-86	Paul Robertson, SMC	29-31	.935

1984-85	Eric White, PEP	39-48	.813
1983-84	Rick Sharp, LMU	30-37	.811
1982-83	Dane Suttle, PEP	76-87	.874
1981-82	Dane Suttle, PEP	71-84	.845
1980-81	Garry Mendenhall, SCU	89-104	.856
1979-80	John Kovaleski, SCU	40-43	.930
1978-79	Doug Jemison, USF	41-48	.854
1977-78	Rod Williams, USF	41-44	.932
1976-77	Rick Bernard, SMC	68-75	.907
1975-76	Jeff Wharton, LMU	24-26	.923
1974-75	Frank Oleynick, SEA	76-84	.905
1973-74	Ricky Sobers, UNLV	28-32	.875
1972-73	Mike Quick, USF	47-57	.825
1971-72	Don Shaw, LMU	48-58	.828
1970-71	Bob Thomason, UOP	63-69	.913
1969-70	Jacob Davis, PEP	45-52	.865
1968-69	John Phillips, UOP	57-67	.851
1967-68	Fred Carpenter, UOP	54-64	.844
1966-67	Rick Ragsdale, LMU	37-38	.974*
1965-66	Jerry West, SMC	44-51	.863
1964-65	Russ Banko, UCSB	86-96	.896
1963-64	Jack Schalow, UOP	52-28	.897
1962-63	Gene Shields, SCU	46-54	.852
1961-62	Jerry Grote, LMU	34-41	.829
1960-61	Ed Bento, LMU	75-91	.824
1959-60	Bob Gaillard, USF	37-44	.841
1958-59	Fred LaCour, USF	43-56	.768
1957-58	Mike Farmer, USF	29-30	.967
1956-57	John Rettberg, PEP	38-46	.826
1955-56	Odell Johnson, SMC	105-128	.820
1954-55	Carroll Williams, SJS	91-112	.813
1953-54	Carroll Williams, SJS	100-114	.877

ASSISTS AVERAGE

	G	A	AVG	
2010-11	Mickey McConnell, SMC	14	97	6.9
2009-10	Matthew Dellavedova, SMC	14	79	5.6
2008-09	T.J. Campbell, POR	14	68	4.9
2007-08	Jeremy Pargo, GON	14	91	6.5
2006-07	Jeremy Pargo, GON	14	78	5.6
2005-06	Brandon Worthy, LMU	14	71	5.1
2004-05	Derek Raivio, GON	14	66	4.7
2003-04	Blake Stepp, GON	14	96	6.9
2002-03	Blake Stepp, GON	14	81	5.8
2001-02	Adam Quick, POR	14	82	5.9
2000-01	Dan Dickau, GON	14	101	7.2
1999-00	Matt Santangelo, GON	14	86	6.1
1998-99	Haywood Eaddy, LMU	14	82	5.9
1997-98	Jelani Gardner, PEP	14	86	6.1
1996-97	Jim Williamson, LMU	14	70	5.0
1995-96	David Fizdale, USD	14	91	6.5
1994-95	Kamran Sufi, SMC	14	98	7.0
1993-94	Orlando Smart, USF	13	92	7.1
1992-93	Orlando Smart, USF	14	93	6.6
1991-92	Orlando Smart, USF	14	110	7.9
1990-91	Orlando Smart, USF	14	129*	9.2*
1989-90	Tony Walker, LMU	14	106	7.6
1988-89	Enoch Simmons, LMU	14	89	6.4
1987-88	Corey Gaines, LMU	14	108	8.3
1986-87	Chris Nikchevich, LMU	14	83	5.9
1985-86	Jon Korfas, PEP	14	107	7.6
1984-85	Jon Korfas, PEP	12	68	5.7
1983-84	John Stockton, GON	12	95	7.9
1982-83	John Stockton, GON	12	87	7.3
1981-82	Kevin Sparks, LMU	12	61	5.1
1980-81	Dan Davis, LMU	14	103	7.4
1979-80	Dan Davis, LMU	16	119	7.4
1978-79	Ricardo Brown, PEP	14	89	6.4
1977-78	Carl Ervin, SEA	14	103	7.4
1976-77	Nick Pappageorge, SMC	14	119	8.5
1975-76	Mike Mardian, UNR	9	59	6.6
1974-75	Ricky Sobers, UNLV	14	88	6.3

Individual Leaders WCC Games

BLOCKED SHOT AVERAGE

		G	BL	AVG
2010-11	Robert Sacre, GON	14	30	2.1
2009-10	Omar Samhan, SMC	14	46	3.3
2008-09	John Bryant, SCU	14	34	2.4
2007-08	John Bryant, SCU	14	38	2.7
2006-07	Diamon Simpson, SMC	14	44	3.1
2005-06	Alan Wiggins, Jr., USF	14	28	2.0
2004-05	Russell Hicks, PEP	13	34	2.6
2003-04	Sherman Gay, LMU	14	33	2.4
2002-03	Sherman Gay, LMU	14	33	2.4
2001-02	Hondre Brewer, USF	14	52*	3.7*
2000-01	Hondre Brewer, USF	14	46	3.3
1999-00	Casey Calvary, GON	14	27	1.9
1998-99	Silvester Kainga, LMU	14	27	1.9
1997-98	Casey Calvary, GON	14	23	1.6
1996-97	Brad Millard, SMC	14	36	2.6
1995-96	Gavin Vanderputten, PEP	14	20	1.4
1994-95	Art Wallace, USF	11	31	2.8
1993-94	Art Wallace, USF	13	32	2.5
1992-93	Marc Armstead, GON	14	29	2.1
1991-92	Chris Knight, LMU	14	13	0.9
1990-91	Geoff Lear, PEP	14	34	2.4
1989-90	Doug Christie, PEP	14	21	1.5
1988-89	Dondi Bell, USD	14	23	1.6
1987-88	Casey Crawford, PEP	14	27	1.9
1986-87	Scott Thompson, USD	14	20	1.4
1985-86	Anthony Frederick, PEP	14	36	2.6
1984-85	Anthony Frederick, PEP	12	35	2.9
1983-84	Victor Anger, PEP	12	28	2.3
1982-83	Orlando Phillips, PEP	12	22	1.8
1981-82	Orlando Phillips, PEP	14	23	1.6
1980-81	Bryan Beard, POR	14	25	1.8
1979-80	Jawann Oldham, SEA	16	41	2.6

STEALS AVERAGE

		G	ST	AVG
2010-11	Troy Payne, SCU	14	36	2.6
2009-10	Vernon Teel, LMU	14	27	1.9
	Troy Payne, SCU	14	27	1.9
2008-09	Kevin young, LMU	14	25	1.8
2007-08	Brandon Johnson, USD	14	40	2.9
2006-07	Damian Martin, LMU	14	34	2.4
2005-06	Brody Angley, SCU	14	35	2.5
2004-05	Doron Perkins, SCU	14	40	2.9
2003-04	Alex Acker, PEP	12	26	2.2
2002-03	Charles Brown, LMU	14	28	2.0
	Jimmy Miggins, PEP	14	28	2.0
2001-02	Adam Caporn, SMC	14	24	1.7
2000-01	Derrick Anderson, PEP	14	33	2.4
1999-00	Brian Jones, SCU	14	33	2.4
	Tezale Archie, PEP	14	33	2.4
1998-99	Tim Kennedy, LMU	14	27	1.9
1997-98	Chivo Anderson, POR	14	30	2.1
1996-97	Alex Davis, USD	14	29	2.1
1995-96	Gerald Walker, USF	14	38	2.7
1994-95	Lemont Daniels, POR	14	37	2.6
1993-94	Gerald Walker, USF	14	48	3.4
1992-93	Gerald Walker, USF	14	47	3.4
1991-92	Orlando Smart, USF	14	31	2.2
1990-91	Orlando Smart, USF	14	39	2.8
1989-90	Bo Kimble, LMU	14	45	3.2
1988-89	Erick Newman, SMC	13	32	2.5
1987-88	Mike Yoest, LMU	14	37	2.6
1986-87	Chris Lane, SCU	14	30	2.1
1985-86	Jeff Condill, GON	14	23	1.6
1984-85	Harold Keeling, SCU	12	24	2.0
1983-84	John Stockton, GON	12	43	3.6
1982-83	John Stockton, GON	12	33	2.8
1981-82	John Stockton, GON	14	35	2.5
1980-81	Jose Slaughter, POR	14	34	2.4
1979-80	Darwin Cook, POR	16	41	2.6
1978-79	Johnny High, UNR	14	52*	3.7*

3-POINT PERCENTAGE

		3FG-FGA	PCT
2010-11	Mickey McConnell, SMC	34-68	.500
2009-10	Jared Stohl, POR	54-104	.519
2008-09	T.J. Campbell, POR	39-65	.600*
2007-08	Austin Daye, GON	17-29	.586
2006-07	Micah Downs, GON	20-39	.513
2005-06	Daniel Kickert, SMC	33-68	.485
2004-05	Ross DeRogatis, USD	25-50	.500
2003-04	Derek Raivio, GON	16-27	.593
2002-03	Jason Blair, USD	24-49	.490
2001-02	Dan Dickau, GON	55-102	.539
2000-01	Dana White, USD	18-37	.486
1999-00	Axel Dench, GON	15-31	.484
1998-99	Travis Andrews, POR	18-35	.514
1997-98	Brian Miles, USD	15-29	.517
1996-97	Brian Miles, USD	14-27	.519
1995-96	Brian Miles, USD	14-31	.452
1994-95	Steve Nash, SCU	43-95	.453
1993-94	Orlando Smart, USF	21-38	.553
1992-93	Doug Harris, USD	39-75	.520
1991-92	Wayman Strickland, USD	24-45	.533
1990-91	Wayman Strickland, USD	30-52	.577
1989-90	Shawn Sykes, USF	38-78	.487
1988-89	Shann Ferch, PEP	25-50	.500
1987-88	Doug Spradley, GON	21-38	.552
1986-87	Mark Manor, USD	30-51	.588

3-POINTERS MADE

		G	3FG	AVG
2010-11	Kevin Foster, SCU	14	51	3.6
2009-10	Jared Stohl, POR	14	54	3.9
2008-09	Jared Stohl, POR	14	44	3.1
2007-08	Todd Golden, SMC	14	31	2.2
2006-07	Ross DeRogatis, USD	14	42	3.0
2005-06	Ross DeRogatis, USD	14	40	2.9
2004-05	Paul Marigney, SMC	14	41	2.9
	Derek Raivio, GON	14	41	2.9
2003-04	Blake Stepp, GON	14	45	3.2
2002-03	Blake Stepp, GON	14	54	3.9
2001-02	Dan Dickau, GON	14	55	3.9
2000-01	Dan Dickau, GON	14	40	2.9
1999-00	Richie Frahm, GON	14	35	2.5
1998-99	Eric Schraeder, SMC	14	35	2.5
1997-98	David Sivulich, SMC	14	39	2.8
1996-97	Jim Williamson, LMU	14	40	2.9
1995-96	David Sivulich, SMC	14	43	3.1
1994-95	Steve Nash, SCU	14	43	3.1
1993-94	Damin Lopez, PEP	14	46	3.2
1992-93	Doug Harris, USD	14	39	2.8
1991-92	Peter McKelvey, POR	14	54	3.9
1990-91	Terrell Lowery, LMU	14	42	3.0
1989-90	Jeff Fryer, LMU	14	56	4.0
1988-89	Jeff Fryer, LMU	14	60*	4.3*
1987-88	Bo Kimble, LMU	14	42	3.0
1986-87	Paul Robertson, SMC	14	37	2.6

*WCC Record

Individual Leaders All Games

SCORING

		G	FG	FT	PTS	AVG
2010-11	Kevin Foster, SCU	38	229	168	766	20.2
2009-10	Omar Samhan, SMC	34	382	160	724	21.3
2008-09	Dior Lowhorn, USF	30	231	104	604	20.1
2007-08	Dior Lowhorn, USF	31	252	123	636	20.5
2006-07	Derek Raivio, GON	34	190	148	613	18.0
2005-06	Adam Morrison, GON	33	306	240	926	28.1
2004-05	John Cox, USF	31	212	120	621	20.0
2003-04	Glen McGowan, GON	29	180	134	517	17.8
2002-03	Darrell Tucker, USF	23	149	84	425	18.5
2001-02	Dan Dickau, GON	32	195	165	672	21.0
2000-01	Brandon Armstrong, PEP	31	240	128	684	22.1
1999-00	Richie Frahm, GON	35	194	115	593	16.9
1998-99	Eric Schraeder, SMC	31	202	122	614	19.8
1997-98	Bakari Hendrix, GON	33	240	165	654	19.8
1996-97	Marlon Garnett, SCU	27	151	98	469	17.4
1995-96	Gerald Brown, PEP	26	169	98	463	17.8
1994-95	Steve Nash, SCU	27	164	153	565	20.9
1993-94	Jeff Brown, GON	30	233	154	630	21.0
1992-93	Jeff Brown, GON	28	174	120	468	16.7
1991-92	Terrell Lowery, LMU	26	216	159	675	26.0
1990-91	Terrell Lowery, LMU	31	298	185	884	28.5
1989-90	Bo Kimple, LMU	32	404	231	1131*	35.3*
1988-89	Hank Gathers, LMU	30	419	177	1015	32.7
1987-88	Tom Lewis, PEP	30	226	180	687	22.9
1986-87	Mike Yoest, LMU	28	187	165	541	19.3
	Eric White, PEP	30	232	115	579	19.3
1985-86	Keith Smith, LMU	29	238	132	608	21.0
1984-85	Keith Smith, LMU	27	286	112	678	25.1
1983-84	John Stockton, GON	28	229	126	584	20.9
	Forrest McKenzie, LMU	27	237	89	563	20.9
1982-83	Greg Goorjian, LMU	23	245	111	610	26.5
1981-82	Quintin Dailey, USF	30	286	183	755	25.1
1980-81	Quintin Dailey, USF	31	267	158	693	22.4
1979-80	Jim McCloskey, LMU	28	247	127	621	22.2
1978-79	Bill Cartwright, USF	29	268	174	710	24.5
1977-78	Winford Boynes, USF	29	255	118	628	21.7
1976-77	Edgar Jones, UNR	27	247	147	641	23.7
1975-76	Ralph Walker, SMC	26	213	104	530	20.4
1974-75	Frank Oleynick, SEA	26	287	135	709	27.3
1973-74	Frank Oleynick, SEA	26	249	155	653	25.1
1972-73	William Averitt, PEP	25	352	144	848	33.9
1971-72	William Averitt, PEP	24	263	167	693	28.9
1970-71	Romie Thomas, UNR	22	210	155	575	26.1
1969-70	Jim Haderlein, LU	26	265	129	659	25.4
1968-69	Pete Cross, USF	25	229	157	615	24.6
1967-68	Steve Ebey, PEP	26	199	198	596	22.9
1966-67	Mike Gervasoni, SCU	26	187	148	522	20.1
1965-66	Keith Swagerty, UOP	28	224	164	612	21.9
1964-65	Ollie Johnson, USF	29	242	143	627	21.6
1963-64	Russ Vrankovich, SCU	25	198	165	561	22.4
1962-63	Steve Gray, SMC	25	219	157	595	23.8
1961-62	Steve Gray, SMC	24	174	138	486	20.3
1960-61	Ken Stanley, UOP	26	229	166	624	24.0
1959-60	Sterling Forbes, PEP	25	172	98	442	17.7
1958-59	Dave Klurman, UOP	26	218	128	564	21.7
1957-58	Sterling Forbes, PEP	26	180	124	484	18.6
1956-57	Gary Alcorn, FSU	26	222	113	557	21.4
1955-56	Bill Russell, USF	29	246	105	597	20.5
1954-55	Ken Sears, SCU	24	169	197	535	22.3
1952-53	Gene Sosnick, UOP	23	140	125	405	17.6
1953-54	Bill Russell, USF	21			417	19.7

REBOUNDING

		G	REB	AVG
2010-11	Luke Sikma, POR	32	337	10.5
2009-10	Omar Samhan, SMC	34	369	10.9
2008-09	John Bryant, SCU	33	467	14.2
2007-08	John Bryant, SCU	31	298	9.6
2006-07	Gyno Pomare, USD	32	265	8.3
2005-06	Matthew Knight, LMU	30	299	10.0
2004-05	Ronny Turiaf, GON	31	295	9.5

2003-04	Cory Violette, GON	31	253	8.2
2002-03	Jason Keep, USD	30	274	9.1
2001-02	Darrell Tucker, USF	28	282	10.1
2000-01	Kelvin Gibbs, PEP	31	253	8.2
1999-00	Kenyon Jones, USF	28	253	9.0
1998-99	Ryan Williams, USD	27	202	7.5
1997-98	Damian Cantrell, USF	22	213	9.7
1996-97	Bryan Hill, PEP	27	220	8.1
1995-96	Ime Oduok, LMU	29	255	8.8
1994-95	Ime Oduok, LMU	28	251	9.0
1993-94	Dana Jones, PEP	30	291	9.7
1992-93	Dana Jones, PEP	31	282	9.1
1991-92	Darryl Johnson, USF	27	309	11.4
1990-91	Ron Reis, SCU	29	320	11.0
1989-90	Hank Gathers, LMU	26	281	10.8
1988-89	Hank Gathers, LMU	31	426	13.7
1987-88	Levy Middlebrooks, PEP	30	321	10.7
1986-87	Levy Middlebrooks, PEP	29	262	9.0
1985-86	Forrest McKenzie, LMU	29	225	7.8
1984-85	Nick Vanos, SCU	29	312	10.8
1983-84	David Boone, SMC	28	279	10.0
1982-83	Orlando Phillips, PEP	29	277	9.6
1981-82	Wallace Bryant, USF	31	337	10.9
1980-81	Wallace Bryant, USF	29	267	9.2
1979-80	Rick Raivio, POR	28	294	10.5
1978-79	Bill Cartwright, USF	29	455	15.7
1977-78	Ken Jones, SMC	24	267	11.1
1976-77	Edgar Jones, UNR	27	355	13.1
1975-76	Pete Padgett, UNR	26	272	10.5
1974-75	Pete Padgett, UNR	26	335	12.9
1973-74	Pete Padgett, UNR	26	396	15.1
1972-73	Pete Padgett, UNR	26	462	17.8
1971-72	Steve Smith, LU	25	357	14.3
1970-71	John Gianelli, UOP	28	599	18.2
1969-70	Pete Cross, USF	26	467	18.0
1968-69	Pete Cross, USF	25	400	16.0
1967-68	Dennis Awtrey, SCU	26	340	13.1
1966-67	Keith Swagerty, UOP	28	518	18.5
1965-66	Keith Swagerty, UOP	28	514	18.4
1964-65	Keith Swagerty, UOP	26	473	18.2
1963-64	Roland Betts, PEP	23	368	16.0
1962-63	Bob Warlick, PEP	25	326	13.0
1961-62	Steve Gray, SMC	24	285	11.9
1960-61	Tom Meschery, SMC	26	339	13.0
1959-60	Leroy Wright, UOP	26	582	22.4
1958-59	Leroy Wright, UOP	26	653*	25.1*
1957-58	Leroy Wright, UOP	24	410	17.1
1956-57	Gary Alcorn, FSU	26	358	13.8
1955-56	Bill Russell, USF	29	609	21.0
1954-55	Bill Russell, USF	29	594	20.5
1953-54	Bill Russell, USF	21	403	19.2

FIELD GOAL PERCENTAGE

		FGM-FGA	PCT
2010-11	Mitchell Young, SMC	145-244	.594
2009-10	Luke Sikma, POR	98-174	.563
2008-09	John Bryant, SCU	226-379	.596
2007-08	John Bryant, SCU	214-367	.583
2006-07	Sean Denison, SCU	130-220	.591
2005-06	Gyno Pomare, USD	133-210	.633
2004-05	J.P. Batista, GON	138-228	.605
2003-04	Cory Violette, GON	176-317	.555
2002-03	Jason Keep, USD	195-323	.604
2001-02	Jason Blair, USD	132-238	.555
2000-01	Zach Gourde, GON	114-181	.630
1999-00	Tyler Field, USD	94-155	.606
1998-99	Casey Calvary, GON	127-193	.658
1997-98	Bryan Hill, PEP	125-199	.628
1996-97	Brian Brusio, USD	130-206	.631
1995-96	Scott Snider, GON	124-197	.629
1994-95	Jumoke Horton, SMC	106-167	.635
1993-94	Curt Ranta, POR	147-253	.581

Individual Leaders All Games

1992-93	Dana Jones, PEP	207-334	.620
1991-92	Jeff Brown, GON	211-342	.617
1990-91	Ron Reis, SCU	161-259	.622
1989-90	Ron Reis, SCU	133-213	.624
1988-89	Craig Cottrell, USD	128-198	.646
1987-88	Adam Simmons, POR	151-242	.624
1986-87	Robert Haugen, SMC	138-240	.575
1985-86	Robert Haugen, SMC	120-186	.649
1984-85	Larry Pickett, SMC	101-182	.555
1983-84	Anthony Reuss, USD	130-208	.619
1982-83	Orlando Phillips, PEP	233-338	.660
1981-82	Orlando Phillips, PEP	181-280	.646
1980-81	Rusty Whitmarsh, USD	116-202	.574
1979-80	Billy Reid, USF	132-227	.581
1978-79	Rick Raivio, POR	219-353	.620
1977-78	Bill Cartwright, USF	168-252	.667*
1976-77	Bill Cartwright, USF	241-426	.566
1975-76	Korky Nelson, SCU	120-207	.580
1974-75	Howard Smith, USF	142-263	.540
1973-74	Billy Williams, PEP	103-181	.569
1972-73	Mike Stewart, SCU	186-291	.634
1971-72	Mike Stewart, SCU	202-312	.647
1970-71	Jim Haderlein, LU	217-456	.476
1969-70	Dennis Awtrey, SCU	230-390	.576
1968-69	Dennis Awtrey, SCU	240-406	.591
1967-68	Dick Zembal, LU	144-287	.502
1966-67	Bud Ogden, SCU	186-322	.580
1965-66	Dennis Black, USF	105-193	.544
1964-65	Ollie Johnson, USF	242-405	.598
1963-64	Ollie Johnson, USF	206-346	.595
1962-63	Ollie Johnson, USF	178-314	.567
1961-62	Ed Bento, LU	225-485	.464
1960-61	Tom Meschery, SMC	198-413	.479
1959-60	Joe Sheaff, SCU	157-339	.463
1958-59	Joe Barry, SMC	117-225	.459
1957-58	Frank Sobrero, SCU	150-325	.461
1956-57	LaRoy Doss, SMC	153-308	.497
1955-56	Odell Johnson, SMC	134-238	.563
1954-55	Ken Sears, SCU	169-337	.541
1953-54	Clyde Conner, UOP	99-230	.430
1952-53	Jim Young, SCU	107-302	.354

FREE THROW PERCENTAGE

		FT-FTA	PCT
2010-11	Jared Stohl, POR	83-93	.892
2009-10	T.J. Campbell, POR	116-129	.899
2008-09	Patrick Mills, SMC	85-99	.859
2007-08	Austin Daye, GON	89-101	.881
2006-07	Derek Raivio, GON	148-154	.961*
2005-06	Derek Raivio, GON	83-91	.912
2004-05	Derek Raivio, GON	102-113	.903
2003-04	Eugene Jeter, POR	92-106	.868
2002-03	Shamell Stallworth, USF	62-73	.849
2001-02	Greg Lakey, LMU	79-89	.888
2000-01	Cameron Rigby, USD	62-74	.838
1999-00	Cameron Rigby, USD	83-99	.838
1998-99	Haywood Eaddy, LMU	79-88	.897
1997-98	Eric Schraeder, SMC	92-106	.868
1996-97	Jim Williamson, LMU	110-122	.902
1995-96	Steve Nash, SCU	101-113	.894
1994-95	Sean Flannery, USD	63-70	.900
1993-94	Matt Houle, POR	89-107	.832
1992-93	Geoff Goss, GON	122-143	.853
1991-92	Erik Spoelstra, POR	60-67	.896
1990-91	Jarrold Davis, GON	90-105	.857
1989-90	Joel DeBortoli, USF	73-84	.869
1988-89	Jim McPhee, GON	106-121	.876
1987-88	Mark McCathrion, USF	77-90	.856
1986-87	Jim McPhee, GON	105-118	.890
1985-86	Paul Robertson, SMC	58-67	.866
1984-85	Dwayne Polee, PEP	149-185	.805
1983-84	Keith Sharp, LMU	51-61	.836

1982-83	Forrest McKenzie, LMU	81-96	.844
1981-82	Boot Bond, PEP	82-94	.872
1980-81	Mike Stockpaler, USD	51-59	.864
1979-80	Eddie White, GON	116-130	.892
1978-79	Londale Theus, SCU	55-69	.790
1977-78	Rod Williams, USF	69-77	.896
1976-77	Ed O'Brien, SEA	89-100	.890
1975-76	Bill Krueger, POR	54-62	.871
1974-75	Frank Oleynick, SEA	135-152	.888
1973-74	Glenn Hubbard, SCU	78-102	.765
1972-73	Mike Quick, USF	86-106	.811
1971-72	Don Shaw, LU	87-102	.853
1970-71	Bob Thomason, UOP	118-138	.855
1969-70	Jacob Davis, PEP	68-85	.800
1968-69	John Phillips, UOP	80-96	.833
1967-68	Fred Carpenter, UOP	96-109	.881
1966-67	Rick Ragsdale, LU	65-71	.916
1965-66	Rick Ragsdale, LU	62-71	.873
1964-65	Russ Banko, UCSB	156-177	.881
1963-64	Dave Lee, USF	108-121	.893
1962-63	Gene Shields, SCU	89-110	.809
1961-62	Bob Gaillard, USF	134-161	.831
1960-61	Ed Bento, LU	114-146	.781
1959-60	Bob Gaillard, USF	62-78	.795
1958-59	Fred LaCour, USF	51-59	.864
1957-58	Mike Farmer, USF	63-74	.851
1956-57	Mike Preauseau, USF	55-68	.808
1955-56	Odell Johnson, SMC	170-210	.810
1954-55	Carroll Williams, SJS	91-112	.813
1953-54	Jim Young, SCU	86-106	.811
1952-53	Gene Sosnick, UOP	125-160	.781

ASSISTS AVERAGE

		G	AST	AVG
2010-11	Mickey McConnell, SMC	34	206	6.1
2009-10	T.J. Campbell, POR	32	180	5.6
2008-09	Jeremy Pargo, GON	34	167	4.9
2007-08	Jeremy Pargo, GON	33	199	6.0
2006-07	Brandon Johnson, USD	32	152	4.8
2005-06	Armondo Surratt, USF	28	142	5.1
2004-05	Derek Raivio, GON	31	149	4.8
2003-04	Blake Stepp, GON	31	207	6.7
2002-03	Blake Stepp, GON	33	198	6.0
2001-02	Adam Quick, POR	30	170	5.7
2000-01	Adam Quick, POR	28	120	4.3
1999-00	Matt Santangelo, GON	35	225	6.4
1998-99	Haywood Eaddy, LMU	21	117	5.6
1997-98	Dionn Holton, POR	27	151	5.6
1996-97	Jim Williamson, LMU	28	140	5.0
1995-96	David Fizdale, USD	28	195	7.0
1994-95	Steve Nash, SCU	27	174	6.4
1993-94	Orlando Smart, USF	27	204	7.6
1992-93	Orlando Smart, USF	31	220	7.1
1991-92	Orlando Smart, USF	29	241	8.3
1990-91	Terrell Lowery, LMU	31	283*	9.1*
1989-90	Tony Walker, LMU	32	227	7.1
1988-89	Enoch Simmons, LMU	30	169	5.6
1987-88	Corey Gaines, LMU	31	271	8.7
1986-87	Chris Nikchevich, LMU	28	202	7.2
1985-86	Keith Smith, LMU	29	202	7.0
1984-85	Keith Smith, LMU	27	152	5.6
1983-84	John Stockton, GON	28	201	7.1
1982-83	John Stockton, GON	27	184	6.8
1981-82	Kevin Sparks, LMU	25	127	5.1
1980-81	Dan Davis, LMU	28	229	8.2
1979-80	Dan Davis, LMU	26	163	6.3
1978-79	Ricardo Brown, PEP	32	183	5.7
1977-78	Nick Pappageorge, SMC	27	198	7.2
1976-77	Nick Pappageorge, SMC	27	213	7.9
1975-76	Mike Mardian, UNR	22	151	6.9
1974-75	Ricky Sobers, UNLV	29	166	5.7

Individual Leaders All Games

BLOCKED SHOT AVERAGE

		G	BL	AVG
2010-11	Robert Sacre, GON	35	66	1.9
2009-10	Omar Samhan, SMC	34	99	2.9
2008-09	John Bryant, SCU	33	84	2.6
2007-08	John Bryant, SCU	31	76	2.5
2006-07	Diamon Simpson, SMC	32	79	2.5
2005-06	Alan Wiggins, Jr., USF	28	58	2.1
2004-05	Ronny Turiaf, GON	31	59	1.9
2003-04	Sherman Gay, LMU	29	57	2.0
2002-03	Sherman Gay, LMU	31	60	1.9
2001-02	Cedric Suitt, PEP	31	96	3.1
2000-01	Hondre Brewer, USF	30	114*	3.8*
1999-00	Tim Frost, POR	28	48	1.7
1998-99	Silvester Kainga, LMU	27	55	2.0
1997-98	Casey Calvary, GON	34	46	1.4
1996-97	Brad Millard, SMC	31	92	3.0
1995-96	Gavin Vanderputten, PEP	28	40	1.4
1994-95	Art Wallace, USF	26	48	1.9
1993-94	Art Wallace, USF	27	73	2.7
1992-93	Marc Armstead, GON	28	44	1.6
1991-92	Brenton Moore, POR	28	35	1.3
1990-91	Geoff Lear, PEP	31	60	1.9
	Richard Petruska, LMU	28	55	1.9
1989-90	Geoff Lear, PEP	28	34	1.2
	Doug Christie, PEP	28	34	1.2
1988-89	Dondi Bell, USD	28	55	2.0
1987-88	Jens Gordon, SCU	29	48	1.7
1986-87	Scott Thompson, USD	30	44	1.5
1985-86	Anthony Frederick, PEP	30	63	2.1
1984-85	Anthony Frederick, PEP	32	82	2.6
1983-84	Nick Vanos, SCU	32	67	2.1
	Victor Anger, PEP	27	58	2.1
1982-83	Orlando Phillips, PEP	29	50	1.7
1981-82	Orlando Phillips, PEP	29	48	1.6
1980-81	Bryan Beard, POR	27	36	1.3
1979-80	Jawann Oldham, SEA	27	72	2.7

STEALS AVERAGE

		G	ST	AVG
2010-11	Stephen Holt, SMC	34	61	1.8
2009-10	Brandon Johnson, USD	29	54	1.9
2008-09	Patrick Mills, SMC	26	57	2.2
2007-08	Rico Tucker, PEP	29	65	2.2
2006-07	Antonio Kellogg, USF	28	69	2.5
2005-06	Brody Angley, SCU	29	55	1.9
2004-05	Doron Perkins, SCU	31	74	2.4
2003-04	Charles Brown, LMU	29	58	2.0
2002-03	Charles Brown, LMU	31	61	2.0
2001-02	LyRyan Russell, USF	23	44	1.9
2000-01	Brian Jones, SCU	31	64	2.1
1999-00	Tezale Archie, PEP	34	75	2.2
1998-99	Ryan Jones, POR	27	50	1.8
1997-98	Haywood Eaddy, LMU	24	51	2.1
1996-97	Alex Davis, USD	28	62	2.2
1995-96	Gerald Walker, USF	26	68	2.6
1994-95	Gerald Walker, USF	28	80	2.9
1993-94	Gerald Walker, USF	28	109	3.9
1992-93	Gerald Walker, USF	29	87	3.0
1991-92	Orlando Smart, USF	29	80	2.8
1990-91	Terrell Lowery, LMU	31	79	2.5
1989-90	Bo Kimble, LMU	26	92	2.9
1988-89	Erick Newman, SMC	27	72	2.7
1987-88	Mike Yoest, LMU	32	71	2.2
1986-87	Chris Lane, SCU	32	77	2.4
1985-86	Jeff Condill, GON	28	43	1.5
1984-85	Harold Keeling, SCU	29	73	2.5
1983-84	John Stockton, GON	28	109	3.9
1982-83	Harold Keeling, SCU	28	82	2.9
1981-82	John Stockton, GON	27	68	2.5
1980-81	Jose Slaughter, POR	27	61	2.3
1979-80	Darwin Cook, POR	28	82	2.9
1978-79	Johnny High, UNR	27	115*	4.3*

3-POINT PERCENTAGE

		3FG-FGA	PCT
2010-11	Nemanja Mitrovic, POR	93-201	.463
2009-10	Mickey McConnell, SMC	77-151	.510
2008-09	T.J. Campbell, POR	76-143	.531
2007-08	Todd Golden, SMC	56-122	.459
2006-07	Danny Cavic, USF	36-78	.462
2005-06	Daniel Kickert, SMC	59-129	.457
2004-05	Daniel Kickert, SMC	66-140	.471
2003-04	Kyle Bankhead, GON	41-75	.547
2002-03	Matt Delzell, USD	46-96	.479
2001-02	Devin Montgomery, PEP	45-89	.506
2000-01	Kyle Bankhead, GON	37-73	.507
1999-00	Richie Frahm, GON	90-224	.402
1998-99	Travis Andrews, POR	28-60	.466
1997-98	Brian Miles, USD	31-60	.517
1996-97	Brian Miles, USD	30-63	.476
1995-96	Marlon Garnett, SCU	51-122	.418
1994-95	Steve Nash, SCU	84-185	.454
1993-94	Brooks Barnhard, USD	59-125	.472
1992-93	Doug Harris, USD	54-114	.474
1991-92	Tomas Thompson, USF	27-56	.482
1990-91	Ross Richardson, LMU	61-116	.526
1989-90	Craig Davis, PEP	59-127	.465
1988-89	Al Lewis, SMC	44-94	.468
1987-88	Doug Spradley, GON	36-63	.571*
1986-87	Mark Manor, USD	42-81	.519

3-POINTERS MADE

		G	3FG	AVG
2010-11	Kevin Foster, SCU	38	140*	3.7
2009-10	Jared Stohl, POR	32	98	3.1
2008-09	Jared Stohl, POR	32	89	2.8
2007-08	Brandon Johnson	35	80	2.3
2006-07	Ross DeRogatis, USD	32	98	3.1
2005-06	Ross DeRogatis, USD	30	82	2.7
2004-05	Derek Raivio, GON	31	77	2.5
	John Cox, USF	31	77	2.5
2003-04	Terrance Johnson, PEP	31	88	2.8
2002-03	Blake Stepp, GON	33	98	3.0
2001-02	Dan Dickau, GON	32	117	3.7
2000-01	Brandon Armstrong, PEP	31	76	2.5
1999-00	Richie Frahm, GON	35	90	2.8
1998-99	Eric Schraeder, SMC	31	88	2.8
1997-98	David Sivulich, SMC	26	85	3.3
1996-97	Marlon Garnett, SCU	27	69	2.6
1995-96	David Sivulich, SMC	27	96	3.6
1994-95	John Rillie, GON	30	96	3.2
1993-94	Damin Lopez, PEP	30	100	3.3
1992-93	Damin Lopez, PEP	21	63	3.0
1991-92	Peter McKelvey, POR	28	106	3.8
1990-91	Terrell Lowery, LMU	31	103	3.3
1989-90	Jeff Fryer, LMU	28	121	4.3*
1988-89	Jeff Fryer, LMU	31	128	4.1
1987-88	Craig Davis, PEP	30	78	2.6
1986-87	Paul Robertson, SMC	26	65	2.5

*WCC Record

Team Leaders WCC games

OFFENSE

	G	TP	AVG
2011 Saint Mary's	14	1091	77.9
2010 Gonzaga	14	1101	78.6
2009 Gonzaga	14	1121	80.1
2008 Gonzaga	14	1161	82.9
2007 Gonzaga	14	1084	77.4
2006 Gonzaga	14	1126	80.4
2005 Gonzaga	14	1115	79.6
2004 Gonzaga	14	1158	82.7
2003 San Diego	14	1089	77.8
2002 Pepperdine	14	1175	83.9
2001 Gonzaga	14	1163	83.1
2000 Gonzaga	14	1170	83.6
1999 Gonzaga	14	1134	81.0
1998 Gonzaga	14	1149	82.1
1997 San Diego	14	990	70.7
1996 Gonzaga	14	1041	74.4
1995 Gonzaga	14	1096	78.3
1994 San Francisco	14	1222	87.3
1993 San Francisco	14	1089	77.8
1992 LMU	14	1247	89.1
1991 LMU	14	1369	97.8
1990 LMU	14	*1817	*129.8
1989 LMU	14	1531	109.4
1988 LMU	14	1604	114.6
1987 LMU	14	1084	77.4
1986 Pepperdine	14	1073	76.6
1985 Santa Clara	12	660	71.7
1984 Pepperdine	12	831	69.3
1983 LMU	12	979	81.6
1982 San Francisco	14	1186	84.7
1981 Pepperdine	14	1174	83.9
1980 LMU	16	1399	87.4
1979 San Francisco	14	1187	84.8
1978 San Francisco	14	1253	89.5
1977 San Francisco	14	1302	93.0
1976 San Francisco	12	982	81.8
1975 UNLV	14	1324	94.6
1974 San Francisco	14	1073	76.6
1973 San Francisco	14	1299	92.8
1972 Seattle	14	1320	94.3
1971 Pacific	14	1219	87.1
1970 UNLV	14	1238	88.4
1969 Santa Clara	14	1073	76.6
1968 Santa Clara	14	1173	83.8
1967 Pacific	14	1204	86.0
1966 San Francisco	14	1192	85.1
1965 San Francisco	14	1175	83.9
1964 San Francisco	12	868	72.3
1963 Saint Mary's	12	884	73.7
1962 Pepperdine	12	805	67.1
1961 Saint Mary's	12	825	68.8
1960 Pepperdine	12	806	67.2
1959 Pepperdine	12	854	71.2
1958 San Francisco	12	803	66.9
1957 Fresno St.	14	1061	75.8
1956 San Francisco	14	1028	73.4
1955 Santa Clara	12	762	63.5
1954 Santa Clara	12	762	63.5
1953 Santa Clara	8	538	67.3

DEFENSE

	G	TP	AVG
2011 Gonzaga	14	912	65.1
2010 Portland	14	885	63.2
2009 San Diego	14	836	59.7
2008 Saint Mary's	14	834	59.6
2007 Santa Clara	14	894	63.9

2006 Saint Mary's	14	937	66.9
2005 LMU	14	953	68.1
2004 Gonzaga	14	891	63.6
2003 Saint Mary's	14	907	64.8
2002 Saint Mary's	14	933	66.6
2001 San Diego	14	919	65.6
2000 San Diego	14	829	59.2
1999 San Diego	14	867	61.9
1998 Pepperdine	14	936	66.9
1997 Santa Clara	14	882	63.0
1996 San Francisco	14	859	61.4
1995 Santa Clara	14	918	65.6
1994 Pepperdine	14	914	65.3
1993 Pepperdine	14	862	61.6
1992 Pepperdine	14	899	64.2
1991 Pepperdine	14	985	70.4
1990 Santa Clara	14	1061	75.8
1989 Saint Mary's	14	782	55.9
1988 Saint Mary's	14	871	62.2
1987 San Diego	14	812	58.0
1986 San Diego	14	794	56.7
1985 Gonzaga	12	718	59.8
1984 Gonzaga	12	743	61.9
1983 Gonzaga	12	736	61.3
1982 San Diego	14	907	64.9
1981 Gonzaga	14	869	62.1
1980 Seattle	16	1219	76.2
1979 San Francisco	14	1017	72.6
1978 Nevada	14	984	70.3
1977 San Francisco	14	1032	73.7
1976 Santa Clara	12	843	70.3
1975 Seattle	14	883	63.1
1974 San Francisco	14	911	65.1
1973 Santa Clara	14	999	71.4
1972 San Francisco	14	967	69.1
1971 LMU	14	977	69.8
1970 Pacific	14	959	68.5
1969 Santa Clara	14	848	60.6
1968 San Francisco	14	963	68.8
1967 San Francisco	14	931	66.5
1966 San Francisco	14	982	70.1
1965 San Jose St.	14	903	64.5
1964 San Jose St.	12	649	54.1
1963 San Francisco	12	663	55.3
1962 Pepperdine	12	665	55.4
1961 Santa Clara	12	571	*47.6
1960 LMU	12	620	51.7
1959 Saint Mary's	12	663	55.3
1958 San Francisco	12	598	49.8
1957 San Francisco	14	777	55.5
1956 San Francisco	14	694	49.6
1955 San Francisco	12	576	48.0
1954 Santa Clara	12	682	56.8
1953 San Francisco	8	413	51.6

REBOUNDING

	G	REB	AVG
2011 San Francisco	14	526	37.6
2010 Gonzaga	14	521	37.2
2009 Gonzaga	14	549	39.2
2008 Gonzaga	14	543	38.8
2007 Saint Mary's	14	529	37.8
2006 Gonzaga	14	535	38.2
2005 Gonzaga	14	557	39.8
2004 Gonzaga	14	532	38.0
2003 San Diego	14	528	37.7
2002 Pepperdine	14	567	40.5
2001 Santa Clara	14	560	40.0

2000 San Diego	14	551	39.4
1999 Gonzaga	14	504	36.0
1998 Gonzaga	14	569	40.6
1997 Santa Clara	14	508	36.3
1996 Santa Clara	14	511	36.5
1995 Santa Clara	14	537	38.4
1994 Gonzaga	14	549	39.2
1993 Pepperdine	14	495	35.4
1992 LMU	14	502	35.9
1991 Pepperdine	14	551	39.4
1990 LMU	14	649	46.4
1989 LMU	14	612	43.7
1988 LMU	14	581	41.5
1987 LMU	14	521	37.2
1986 LMU	14	493	35.2
1985 Santa Clara	14	480	40.0
1984 Santa Clara	14	401	33.4
Pepperdine	14	401	33.4
1983 LMU	12	427	35.6
1982 San Francisco	14	568	40.6
1981 Pepperdine	14	551	39.4
1980 San Francisco	16	668	41.8
1979 San Francisco	14	658	47.0
1978 Nevada	14	602	43.0
1977 San Francisco	14	688	49.1
1976 Pepperdine	12	518	44.0
1975 San Francisco	14	671	47.9
1974 San Francisco	14	594	42.4
1973 Nevada	14	758	54.1
1972 San Francisco	14	781	55.8
1971 Pacific	14	848	60.6
1970 Santa Clara	14	774	55.3
1969 San Jose St.	14	706	50.4
1968 Santa Clara	14	722	51.6
1967 Pacific	14	*878	*62.7
1966 Pacific	14	764	54.6
1965 Pacific	14	743	53.1
1964 Pacific	12	616	51.3
1963 San Francisco	12	562	46.8
1962 Pepperdine	12	604	50.3
1961 LMU	12	535	44.6
1960 Saint Mary's	12	662	55.2
1959 Pacific	12	668	55.7
1958 San Francisco	12	596	49.7
1957 Fresno St.	14	715	51.1
1956 San Francisco	14	784	56.0
1955 San Francisco	12	575	47.9
1954 San Francisco	12	492	41.0

FIELD GOAL PERCENT

	FGM-A	PCT
2011 Gonzaga	378-775	.488
2010 Gonzaga	399-784	.509
2009 Gonzaga	396-790	.501
2008 Gonzaga	417-805	.518
2007 Gonzaga	388-772	.503
2006 Gonzaga	386-789	.489
2005 Gonzaga	375-752	.499
2004 Gonzaga	421-770	.547
2003 San Francisco	360-732	.492
2002 Gonzaga	391-793	.493
2001 Gonzaga	380-732	.519
2000 Gonzaga	409-816	.501
1999 Gonzaga	395-791	.499
1998 Pepperdine	363-772	.470
1997 San Diego	333-686	.485
1996 Gonzaga	364-744	.489
1995 Saint Mary's	350-734	.477

Team Leaders WCC Games

1994	San Diego	360-750	.480
1993	Pepperdine	362-729	.497
1992	Gonzaga	376-729	.516
1991	Pepperdine	421-789	.534
1990	LMU	671-1200	.559
1989	Saint Mary's	371-695	.534
1988	Pepperdine	451-838	.538
1987	Gonzaga	350-692	.506
1986	Pepperdine	427-805	.530
1985	Pepperdine	335-671	.499
1984	San Diego	305-595	.513
1983	Pepperdine	338-601	*.562
1982	Pepperdine	448-802	.559
1981	Pepperdine	450-834	.540
1980	Pepperdine	520-997	.522
1979	San Francisco	483-918	.526
1978	San Francisco	496-907	.547
1977	San Francisco	541-1060	.510
1976	San Francisco	413-827	.499
1975	UNLV	553-1117	.495
1974	Seattle	402-775	.519
1973	Santa Clara	481-962	.500
1972	Seattle	549-1071	.513
1971	UNLV	424-887	.478
1970	Pacific	460-977	.471
1969	Santa Clara	391-818	.478
1968	Santa Clara	440-916	.480
1967	Santa Clara	423-886	.477
1966	San Francisco	485-978	.496
1965	San Francisco	463-911	.508
1964	San Francisco	312-627	.498
1963	San Francisco	310-645	.481
1962	Pepperdine	307-719	.427
1961	Saint Mary's	316-666	.474
1960	Pepperdine	322-758	.425
1959	Pepperdine	310-793	.391
1958	San Francisco	331-795	.416
1957	Saint Mary's	347-812	.427
1956	Saint Mary's	308-731	.421
1955	Santa Clara	268-619	.433
1954	Santa Clara	263-640	.411

FIELD GOAL DEFENSE	FGM-A	PCT
2011	Gonzaga	306-773 .396
2010	Gonzaga	334-810 .412
2009	Gonzaga	297-815 .364
2008	Gonzaga	308-787 .391
2007	Santa Clara	297-753 .394
2006	Saint Mary's	334-804 .415
2005	Gonzaga	346-842 .411
2004	Gonzaga	320-846 .378
2003	Saint Mary's	300-730 .411
2002	Gonzaga	330-868 .380
2001	Gonzaga	325-844 .385
2000	San Diego	293-770 .381
1999	Santa Clara	303-752 .403
1998	Santa Clara	313-754 .415
1997	Saint Mary's	320-775 .413
1996	San Francisco	297-723 .411
1995	Santa Clara	328-803 .408
1994	Pepperdine	305-766 .398
1993	Gonzaga	320-786 .407
1992	Pepperdine	335-770 .435
1991	Pepperdine	370-861 .430
1990	San Diego	389-855 .455
1989	Saint Mary's	299-763 .392
1988	Santa Clara	307-742 .414

1987	San Diego	294-733	.389
1986	San Diego	310-734	.422
1985	Santa Clara	318-730	.436
1984	Santa Clara	282-636	.443

FREE THROW PERCENT	FTM-A	PCT
2011	Portland	193-251 .769
2010	Saint Mary's	201-266 .756
2009	Gonzaga	228-316 .722
2008	San Francisco	178-242 .736
2007	Portland	232-301 .771
2006	Gonzaga	268-346 .775
2005	Saint Mary's	229-304 .753
2004	Gonzaga	220-288 .764
2003	San Francisco	183-246 .744
2002	LMU	227-300 .757
2001	Portland	200-267 .749
2000	Portland	192-268 .716
1999	LMU	243-317 .767
1998	Saint Mary's	248-335 .740
1997	San Diego	245-349 .702
1996	Portland	191-271 .705
1995	San Francisco	239-318 .752
1994	San Diego	265-360 .736
1993	San Francisco	278-371 .749
1992	Pepperdine	277-367 .755
1991	Portland	253-325 .778
1990	San Francisco	187-246 .760
1989	Gonzaga	247-307 .805
1988	LMU	335-464 .722
1987	Gonzaga	306-386 .793
1986	Pepperdine	219-278 .788
1985	Pepperdine	184-251 .733
1984	LMU	167-224 .746
1983	LMU	171-225 .760
1982	Saint Mary's	195-261 .747
1981	Gonzaga	270-351 .769
1980	Saint Mary's	291-382 .762
1979	Nevada	230-312 .737
1978	San Francisco	262-328 .799
1977	San Francisco	220-292 .753
1976	Saint Mary's	154-208 .740
1975	Seattle	174-209 *.833
1974	Seattle	223-291 .766
1973	Seattle	173-232 .746
1972	LMU	272-362 .751
1971	Pacific	289-407 .710
1970	Santa Clara	267-354 .754
1969	Saint Mary's	273-367 .744
1968	Pacific	284-370 .768
1967	Santa Clara	315-424 .743
1966	LMU	301-406 .741
1965	UCSB	237-306 .775
1964	Santa Clara	210-283 .742
1963	Santa Clara	218-287 .760
1962	Santa Clara	209-290 .721
1961	LMU	244-346 .705
1960	San Francisco	193-276 .699
1959	Santa Clara	211-289 .730
1958	San Francisco	183-258 .709
1957	LMU	276-373 .740
1956	Saint Mary's	293-408 .718
1955	San Jose State	237-343 .691
1954	San Jose State	251-350 .717
1953	Pacific	160-233 .687

3-POINT PERCENT	3PM-A	PCT
2011	Saint Mary's	117-294 .398
2010	Portland	112-268 .418
2009	Portland	115-257 .447
2008	Gonzaga	102-257 .397
2007	Santa Clara	104-247 .421
2006	Gonzaga	86-209 .411
2005	San Diego	105-245 .429
2004	San Diego	99-217 .456
2003	San Francisco	107-244 .439
2002	Gonzaga	106-244 .434
2001	Gonzaga	99-246 .402
2000	Gonzaga	119-286 .416
1999	Gonzaga	111-269 .413
1998	Pepperdine	78-205 .380
1997	San Diego	79-192 .411
1996	Gonzaga	81-209 .388
1995	Gonzaga	103-262 .393
1994	Gonzaga	92-223 .413
1993	Gonzaga	66-157 .420
1992	Pepperdine	79-171 *.462
1991	San Diego	85-189 .450
1990	Pepperdine	92-211 .436
1989	Pepperdine	86-203 .424
1988	Gonzaga	44-97 .453

STEALS	ST	AVG
2011	Gonzaga	118 8.4
2010	San Diego	105 7.5
2009	Loyola Marymount	104 7.4
2008	Gonzaga	140 10.0
2007	Pepperdine	129 9.2
2006	LMU	113 8.1
2005	LMU	119 8.5
2004	LMU	103 7.4
	Portland	103 7.4
2003	Pepperdine	107 7.6
2002	Saint Mary's	102 7.3
2001	Pepperdine	150 10.7
2000	Pepperdine	128 9.1
1999	Portland	124 8.9
1998	San Francisco	120 8.6
1997	Santa Clara	116 8.3
1996	Portland	113 8.1
1995	Portland	152 10.9
1994	San Francisco	140 10.0
1993	San Francisco	154 11.0
1992	LMU	139 9.9
1991	LMU	161 11.5
1990	LMU	202 14.4
1989	LMU	139 9.9
1988	LMU	200 14.2
1987	San Francisco	98 7.0
1986	Pepperdine	101 7.2

BLOCKS	BL	AVG
2011	Gonzaga	62 4.4
2010	Saint Mary's	72 5.1
2009	Gonzaga	80 5.7
2008	Gonzaga	69 4.9
	Saint Mary's	69 4.9
2007	Saint Mary's	90 6.4
2006	Saint Mary's	55 3.9
2005	Pepperdine	55 3.9
2004	LMU	53 3.8
2003	LMU	61 4.4
2002	Pepperdine	78 5.6

Team Leaders WCC Games/All Games

2001	San Francisco	68	4.9
2000	Gonzaga	73	5.2
1999	Gonzaga	63	4.5
1998	LMU	51	3.6
1997	Saint Mary's	54	3.9
1996	Gonzaga	44	3.1
1995	San Francisco	55	3.9
1994	LMU	55	3.9
1993	LMU	54	3.9
1992	LMU	53	3.8
1991	Pepperdine	79	5.6
1990	Pepperdine	64	4.6
1989	Pepperdine	45	3.2
1988	Pepperdine	78	5.6
1987	Pepperdine	43	3.1
1986	Pepperdine	61	4.4

SCORING MARGIN

		MAR
2011	Gonzaga	+11.5
2010	Gonzaga	+12.1
2009	Gonzaga	+19.7
2008	Gonzaga	+20.1
2007	Gonzaga	+10.6
2006	Gonzaga	+11.1
2005	Gonzaga	+8.5
2004	Gonzaga	+19.1
2003	Gonzaga	+11.0
2002	Gonzaga	+15.1
2001	Gonzaga	+16.3
2000	Gonzaga	+14.6
1999	Gonzaga	+16.0
1998	Gonzaga	+10.0
1997	Santa Clara	+6.7
1996	Santa Clara	+7.7
1995	Santa Clara	+9.7
1994	Gonzaga	+10.3
1993	Gonzaga	+8.8
1992	Pepperdine	+12.9
1991	Pepperdine	+11.6
1990	LMU	*+21.0
1989	Saint Mary's	+16.0
1988	LMU	+15.5
1987	San Diego	+10.7
1986	Pepperdine	+12.7
1985	Santa Clara	+8.0
1984	Gonzaga	+3.3
1983	Santa Clara	+6.9
1982	Pepperdine	+8.7
1981	San Francisco	+9.0
1980	San Francisco	+6.0
1979	San Francisco	+12.2
1978	San Francisco	+12.7
1977	San Francisco	+19.3
1976	San Francisco	+9.4
1975	UNLV	+14.1
1974	San Francisco	+11.5
1973	San Francisco	+15.7

TEAM LEADERS - ALL GAMES

OFFENSE

	G	TP	AVG	
2011	Saint Mary's	34	2684	78.9
2010	Saint Mary's	34	2668	78.5
2009	Gonzaga	34	2684	78.9
2008	Gonzaga	33	2528	76.6
2007	Gonzaga	34	2668	78.5

2006	Gonzaga	33	2643	80.1
2005	Gonzaga	31	2454	79.2
2004	Gonzaga	31	2536	81.8
2003	Pepperdine	28	2195	78.4
2002	Pepperdine	31	2519	81.3
2001	Gonzaga	33	2720	82.4
2000	Gonzaga	35	2719	77.7
1999	Gonzaga	35	2743	78.4
1998	Gonzaga	34	2729	80.3
1997	Gonzaga	27	1956	72.4
1996	Portland	30	2287	76.2
1995	San Francisco	29	2222	76.6
1994	San Francisco	28	2488	88.9
1993	San Francisco	31	2419	78.0
1992	LMU	28	2552	91.1
1991	LMU	31	3211	103.6
1990	LMU	32	3918	*122.4
1989	LMU	31	3486	112.5
1988	LMU	32	3528	110.3
1987	LMU	28	2387	85.3
1986	LMU	30	2408	80.3
1985	Pepperdine	32	2427	75.8
1984	Pepperdine	28	1995	71.3
1983	Pepperdine	29	2342	80.7
1982	San Francisco	31	2527	81.5
1981	San Francisco	31	2579	83.2
1980	Pepperdine	28	2320	82.8
1979	Portland	28	2374	84.8
1978	San Francisco	29	2546	87.8
1977	San Francisco	31	2904	93.7
1976	Pepperdine	27	2238	82.9
1975	Pepperdine	25	2165	86.6
1974	UNLV	26	2023	77.8
1973	Pepperdine	25	2163	86.5
1972	Seattle	26	2275	87.5
1971	Seattle	26	2231	85.8
1970	Santa Clara	29	2415	83.3
1969	San Jose State	24	1978	82.4
1968	LMU	25	2086	83.4
1967	Santa Clara	26	2133	82.0
1966	San Francisco	28	2320	82.9
1965	San Francisco	29	2359	81.3
1964	San Francisco	28	2067	73.8
1963	Pepperdine	25	1835	73.4
1962	LMU	24	1642	68.4
1961	LMU	27	1862	69.0
1960	Pepperdine	25	1714	68.6
1959	Pepperdine	24	1695	70.6
1958	Pepperdine	26	1844	70.9
1957	Pepperdine	25	1729	69.2
1956	San Francisco	29	2093	72.2
1955	Pepperdine	25	1805	72.2
1954	San Francisco	21	1324	62.4
1953	Santa Clara	27	1866	69.1

DEFENSE

	G	TP	AVG	
2011	Gonzaga	35	2307	65.9
2010	Portland	32	2117	66.2
2009	San Diego	32	1953	61.0
2008	Santa Clara	31	1903	61.4
2007	Santa Clara	31	1956	63.1
2006	Saint Mary's	29	1921	66.2
2005	Saint Mary's	34	2178	64.1
2004	Gonzaga	31	2052	66.2
2003	Saint Mary's	30	1924	64.1
2002	Saint Mary's	29	1860	64.1
2001	San Diego	29	1875	64.7

2000	San Diego	29	1815	62.6
1999	San Diego	27	1677	62.1
1998	Pepperdine	27	1779	65.9
1997	Saint Mary's	31	2017	65.1
1996	San Francisco	27	1727	64.0
1995	Gonzaga	30	1984	66.1
1994	Pepperdine	30	1935	64.5
1993	Pepperdine	31	1998	64.5
1992	Saint Mary's	30	1999	66.6
1991	Santa Clara	29	2030	70.0
1990	Saint Mary's	28	1975	70.5
1989	Saint Mary's	30	1728	57.6
1988	Saint Mary's	28	1640	58.6
1987	Saint Mary's	30	1766	58.9
1986	Portland	28	1700	60.7
1985	Gonzaga	28	1626	58.1
1984	Portland	28	1740	62.1
1983	Gonzaga	27	1644	60.9
1982	San Diego	26	1602	61.6
1981	Gonzaga	27	1652	61.1
1980	San Francisco	29	2096	72.3
1979	Nevada	28	2058	73.5
1978	Santa Clara	27	2030	70.0
1977	LMU	26	1855	71.3
1976	Santa Clara	26	1845	71.0
1975	Santa Clara	26	1987	76.4
1974	UNLV	26	1789	68.8
1973	Santa Clara	26	1900	73.1
1972	Santa Clara	26	1908	73.4
1971	San Francisco	26	1900	73.1
1970	Santa Clara	29	2017	69.6
1969	Santa Clara	29	1779	61.3
1968	San Francisco	26	1822	70.1
1967	San Francisco	25	1631	65.2
1966	San Jose State	24	1690	70.4
1965	San Francisco	29	1917	66.1
1964	San Jose State	24	1307	54.5
1963	San Jose State	25	1262	52.6
1962	San Jose State	25	1254	50.2
1961	Santa Clara	27	1314	48.7
1960	LMU	27	1460	54.1
1959	San Jose State	24	1352	56.3
1958	San Francisco	27	1363	50.5
1957	San Francisco	28	1554	55.5
1956	San Jose State	25	1485	59.4
1955	San Francisco	29	1511	52.1
1954	Santa Clara	28	1605	57.3
1953	San Jose State	26	1450	55.8

FG PERCENT

	FGM-A	PCT	
2011	Saint Mary's	946-1951	.485
2010	Gonzaga	912-1856	.491
2009	Gonzaga	936-1917	.488
2008	Gonzaga	892-1838	.485
2007	Gonzaga	933-1932	.483
2006	San Diego	849-1766	.481
2005	Gonzaga	856-1702	.503
2004	Gonzaga	899-1765	.509
2003	San Diego	765-1626	.470
2002	Gonzaga	907-1931	.470
2001	Gonzaga	915-1793	.510
2000	Gonzaga	965-2014	.479
1999	Gonzaga	950-2004	.474
1998	Gonzaga	965-2034	.474
1997	San Diego	685-1452	.472
1996	Gonzaga	769-1597	.482
1995	Gonzaga	763-1575	.484

Team Leaders All Games

1994	Gonzaga	862-1754	.491
1993	Gonzaga	724-1435	.505
1992	Gonzaga	770-1505	.512
1991	San Diego	869-1738	.500
1990	LMU	1456-2808	.519
1989	Saint Mary's	859-1606	.535
1988	Gonzaga	733-1412	.519
1987	Gonzaga	729-1466	.497
1986	Pepperdine	929-1758	.528
1985	Pepperdine	964-1907	.506
1984	San Diego	767-1495	.513
1983	Pepperdine	900-1653	.544
1982	Pepperdine	929-1714	.542
1981	Pepperdine	918-1709	.537
1980	Pepperdine	901-1757	.512
1979	Santa Clara	928-1814	.512
1978	San Francisco	1020-1907	.535
1977	San Francisco	1188-2260	.526
1976	San Francisco	1028-2081	.494
1975	Pepperdine	904-1805	.501
1974	Seattle	731-1510	.484
1973	Santa Clara	840-1692	.496
1972	Santa Clara	842-1724	.488
1971	UNLV	833-1790	.465
1970	Santa Clara	923-1974	.468
1969	UCSB	760-1611	.472
1968	Santa Clara	793-1691	.469
1967	Santa Clara	781-1683	.464
1966	San Francisco	905-1885	.480
1965	San Francisco	931-1884	.494
1964	San Francisco	764-1581	.483
1963	San Francisco	690-1548	.446
1962	Pepperdine	740-1776	.417
1961	LMU	713-1739	.410
1960	Pepperdine	686-1589	.432
1959	Pepperdine	662-1636	.405
1958	Pepperdine	705-1765	.399
1957	San Jose State	624-1576	.396
1956	LMU	540-1366	.395
1955	Santa Clara	486-1217	.404
1954	Santa Clara	622-1637	.380
1953	Santa Clara	668-1865	.358

FG PCT DEFENSE	FGM-A	PCT
2011	Gonzaga	786-1947 .404
2010	Gonzaga	818-2006 .408
2009	Gonzaga	730-1926 .379
2008	Gonzaga	744-1876 .397
2007	Santa Clara	667-1676 .398
2006	Santa Clara	678-1670 .406
2005	Gonzaga	765-1840 .416
2004	Gonzaga	725-1890 .384
2003	Saint Mary's	646-1571 .411
2002	Gonzaga	773-2006 .385
2001	Gonzaga	794-2009 .395
2000	Gonzaga	800-2052 .390
1999	Gonzaga	823-2037 .404
1998	Gonzaga	828-1976 .419
1997	Saint Mary's	712-1780 .400
1996	San Francisco	605-1451 .417
1995	Gonzaga	713-1767 .404
1994	Pepperdine	660-1647 .401
1993	Pepperdine	741-1747 .424
1992	Pepperdine	784-1757 .446
1991	Pepperdine	811-1872 .433
1990	Santa Clara	710-1567 .443
1989	Saint Mary's	651-1604 .406

1988	Santa Clara	733-1737	.422
1987	San Diego	660-1645	.401
1986	LMU	915-1944	.471
1985	Gonzaga	670-1530	.438
1984	Santa Clara	825-1824	.452
1983	Portland	660-1413	.467
1982	Portland	644-1416	.455
1981	Gonzaga	643-1384	.469
1980	San Francisco	846-1911	.443
1979	San Francisco		.437
1978	Santa Clara		.441
1977	Santa Clara		.449
1976	Pepperdine		.431
1975	San Francisco		.438
1974	San Francisco		.427
1973	San Francisco		.411
1972	Santa Clara		.405
1971	Pacific		.371
1970	Pacific		.372
1969	Santa Clara		.372
1968	Santa Clara		.394
1967	Pacific		.364
1966	San Francisco		.403
1965	San Francisco		.383
1964	San Francisco		.371
1963	San Francisco		.378
1962	Santa Clara		.359

REBOUNDING	G	REB	AVG
2011	Loyola Marymount	32	1219 38.1
2010	Gonzaga	34	1286 37.8
2009	Saint Mary's	35	1389 39.7
2008	Saint Mary's	32	1215 38.0
2007	Saint Mary's	32	1214 37.9
2006	Gonzaga	33	1239 37.5
	Santa Clara	29	1088 37.5
2005	Gonzaga	31	1191 38.4
2004	Gonzaga	31	1230 39.7
2003	San Diego	30	1147 38.2
2002	Gonzaga	33	1372 41.6
2001	Santa Clara	32	1255 39.2
2000	San Diego	29	1135 39.1
1999	Gonzaga	35	1301 37.2
1998	LMU	27	1031 38.2
1997	Gonzaga	27	987 36.6
1996	LMU	29	1092 37.7
1995	Santa Clara	28	1108 39.6
1994	Portland	30	1188 39.6
1993	Portland	27	990 36.7
1992	LMU	28	1063 38.0
1991	LMU	31	1258 40.6
1990	LMU	32	1504 47.0
1989	LMU	31	1488 48.0
1988	LMU	32	1335 41.7
1987	LMU	28	1157 41.3
1986	LMU	30	1191 39.7
1985	Pepperdine	32	1189 37.2
1984	Santa Clara	32	1113 34.8
1983	LMU	27	994 36.8
1982	San Francisco	31	1260 40.6
1981	Pepperdine	28	1130 40.4
1980	Seattle	27	1172 43.4
1979	San Francisco	29	1342 46.3
1978	Nevada	27	1192 44.1
1977	Nevada	27	1291 47.8
1976	Pepperdine	27	1350 50.0
1975	San Francisco	26	1249 48.0

1974	Nevada	26	1247	48.0
1973	Nevada	26	1318	53.2
1972	Seattle	26	1301	50.0
1971	Pacific	28	1643	58.6
1970	UNLV	26	1421	54.7
1969	San Jose State	24	1328	55.4
1968	San Jose State	25	1246	49.8
1967	Pacific	29	1643	56.7
1966	Pacific	28	1589	56.8
1965	Pepperdine	25	1380	55.2
1964	Pacific	26	1363	52.4
1963	Pepperdine	25	1273	50.9
1962	Pepperdine	27	1396	51.7

FT PERCENT	FTM-A	PCT
2011	Gonzaga	617-810 .762
2010	Saint Mary's	496-652 .761
2009	Gonzaga	486-680 .715
2008	Gonzaga	520-730 .712
2007	Gonzaga	572-762 .751
2006	Gonzaga	667-853 .782
2005	San Diego	469-625 .750
2004	Gonzaga	543-724 .750
2003	Portland	450-615 .732
2002	LMU	466-600 .777
2001	Portland	441-615 .717
2000	Santa Clara	462-663 .697
1999	LMU	444-606 .733
1998	Saint Mary's	456-624 .731
1997	LMU	422-587 .719
1996	Portland	435-620 .702
1995	Santa Clara	495-687 .721
1994	San Diego	545-745 .732
1993	San Francisco	504-693 .727
1992	Portland	524-706 .742
1991	Portland	455-608 .748
1990	San Francisco	343-470 .730
1989	Gonzaga	485-614 .790
1988	Pepperdine	474-651 .728
1987	Gonzaga	566-755 .750
1986	Pepperdine	466-615 .758
1985	Gonzaga	286-438 .653
1984	LMU	327-441 .742
1983	LMU	343-522 .714
1982	Pepperdine	488-697 .700
1981	Gonzaga	476-631 .754
1980	Saint Mary's	441-589 .749
1979	Nevada	422-596 .708
1978	San Francisco	506-682 .742
1977	San Francisco	528-693 .762
1976	LMU	325-437 .744
1975	Seattle	303-399 .759
1974	Seattle	366-479 .764
1973	Seattle	314-426 .737
1972	LMU	516-696 .741
1971	Pacific	585-834 .701
1970	Santa Clara	569-781 .729
1969	Saint Mary's	446-622 .717
1968	LMU	566-750 .755
1967	Santa Clara	571-742 .770
1966	LMU	542-728 .745
1965	UC Santa Barbara	482-633 .761
1964	Santa Clara	448-635 .706
1963	Santa Clara	438-603 .726
1962	LMU	446-601 .742

Team Leaders All Games

3-POINT PERCENT

	3PM-A	PCT
2011 Portland	243-590	.412
2010 Portland	253-622	.407
2009 Portland	256-613	.418
2008 Santa Clara	184-477	.386
2007 Gonzaga	230-583	.395
2006 San Diego	227-572	.397
2005 San Diego	211-519	.407
2004 San Diego	209-514	.407
2003 Pepperdine	220-568	.387
2002 Gonzaga	237-606	.391
2001 Gonzaga	245-606	.404
2000 Gonzaga	260-715	.364
1999 Gonzaga	291-730	.399
1998 Gonzaga	274-679	.404
1997 San Diego	165-437	.378
1996 San Diego	165-447	.369
1995 Gonzaga	232-573	.405
1994 Gonzaga	186-460	.404
1993 Gonzaga	127-314	.404
1992 Gonzaga	112-270	.415
1991 San Diego	160-397	.403
1990 Gonzaga	94-216	.435
1989 Gonzaga	119-262	.454
1988 Gonzaga	76-165	.461
1987 Saint Mary's	82-184	.446

3-POINT MADE

	3PM	AVG
2011 Saint Mary's	291	8.6
2010 Saint Mary's	284	8.4
2009 Portland	256	8.0
2008 Saint Mary's	254	7.9
2007 Pepperdine	303	9.8
2006 San Diego	227	7.6
2005 San Diego	234	6.9
2004 Santa Clara	224	7.0
2003 Pepperdine	220	7.9
2002 Portland	242	8.1
2001 Gonzaga	245	7.4
2000 Gonzaga	260	7.4
1999 Gonzaga	291	8.3
1998 Saint Mary's	229	8.8
1997 Santa Clara	191	7.1
1996 Saint Mary's	233	8.6
1995 Gonzaga	232	7.7
1994 San Diego	235	7.8
1993 Santa Clara	194	6.3
1992 Portland	202	7.2
1991 LMU	259	8.4
1990 LMU	298	9.3
1989 LMU	287	9.3
1988 LMU	251	8.1
1987 LMU	157	5.6

ASSISTS

	A	AVG
2011 Saint Mary's	561	16.5
2010 Saint Mary's	543	16.0
2009 Portland	492	15.4
2008 Saint Mary's	468	14.6
2007 Santa Clara	470	15.2
2006 San Diego	481	16.0
2005 Gonzaga	486	15.7
2004 Gonzaga	556	17.9
2003 San Diego	496	16.5
2002 Gonzaga	522	15.8
2001 Gonzaga	537	16.3
2000 Gonzaga	586	16.7

1999 Gonzaga	572	16.3
1998 San Francisco	468	15.6
1997 Saint Mary's	523	16.9
1996 Saint Mary's	446	16.5
1995 San Francisco	457	15.8
1994 San Francisco	473	16.9
1993 Pepperdine	499	16.1
1992 LMU	552	19.7
1991 LMU	600	19.4
1990 LMU	762	23.8
1989 LMU	637	20.5
1988 LMU	631	19.7
1987 LMU	513	18.3
1986 Pepperdine	573	19.1

BLOCKS

	BL	AVG
2011 Loyola Marymount	130	4.1
2010 Loyola Mary's	176	5.2
2009 Saint Mary's	172	4.9
2008 Saint Mary's	169	5.3
2007 Saint Mary's	172	5.4
2006 Saint Mary's	112	3.9
2005 Saint Mary's	113	3.3
2004 LMU	118	4.1
2003 LMU	129	4.2
2002 Pepperdine	159	5.1
2001 San Francisco	148	4.9
2000 Gonzaga	150	4.3
1999 LMU	111	4.1
1998 LMU	100	3.7
1997 Saint Mary's	128	4.1
1996 Pepperdine	87	3.1
1995 LMU	106	3.8
1994 LMU	106	3.9
1993 LMU	110	4.1
1992 LMU	100	3.6
1991 LMU	155	5.0
Pepperdine	155	5.0
1990 Pepperdine	122	3.3
1989 Pepperdine	116	3.5
1988 Pepperdine	135	4.5
1987 Pepperdine	99	3.3
1986 Pepperdine	119	3.7
1985 Pepperdine	152	4.8
1984 Santa Clara	117	3.7
1983 Pepperdine	109	3.8
1982 Pepperdine	117	4.0
1981 Pepperdine	97	3.5
1980 Santa Clara	85	3.1

STEALS

	ST	AVG
2011 Gonzaga	254	7.3
2010 Loyola Marymount	250	7.4
2009 Saint Mary's	255	7.3
2008 Pepperdine	316	9.9
2007 Pepperdine	283	9.1
2006 LMU	229	7.6
2005 San Francisco	249	8.0
2004 San Francisco	235	7.6
2003 LMU	240	7.7
2002 Pepperdine	229	7.4
2001 Pepperdine	286	9.2
2000 Pepperdine	317	9.3
1999 Portland	266	9.9
1998 Portland	235	8.7
1997 Santa Clara	207	7.7
1996 Portland	257	8.6

1995 Portland	313	10.8
1994 San Francisco	313	11.2
1993 San Francisco	301	9.7
1992 LMU	289	10.3
1991 LMU	364	11.7
1990 LMU	450	14.1
1989 LMU	323	10.4
1988 LMU	360	11.3
1987 San Francisco	228	8.1
1986 San Francisco	214	7.6

SCORING MARGIN

2011 Saint Mary's	+12.7
2010 Saint Mary's	+12.1
2009 Gonzaga	+15.9
2008 Gonzaga	+12.8
2007 Gonzaga	+8.4
2006 Gonzaga	+7.3
2005 Gonzaga	+9.5
2004 Gonzaga	+15.6
2003 Gonzaga	+8.5
2002 Gonzaga	+14.6
2001 Gonzaga	+13.2
2000 Gonzaga	+11.7
1999 Gonzaga	+13.2
1998 Gonzaga	+10.9
1997 Saint Mary's	+5.5
1996 Gonzaga	+8.1
1995 Gonzaga	+10.4
1994 Gonzaga	+10.3
1993 Gonzaga	+9.3
1992 Pepperdine	+8.5
1991 San Diego	+6.2
1990 LMU	+14.3
1989 Saint Mary's	+18.5
1988 LMU	+13.1
1987 San Diego	+9.2
1986 Pepperdine	+9.6
1985 Santa Clara	+8.0
1984 Gonzaga	+5.9
1983 Pepperdine	+6.5
1982 San Francisco	+7.6
1981 Gonzaga	+8.2
1980 San Francisco	+6.6

*NCAA Record

Single Season Bests All Games

SCORING

	NAME, SCHOOL	YEAR	G	TP	AVG
1.	Bo Kimble, LMU	1990	32	1131	*35.3
2.	Hank Gathers, LMU	1989	31	1015	*32.7
3.	Adam Morrison, GON	2006	33	926	*28.1
4.	Terrell Lowery, LMU	1991	31	884	28.5
5.	William Averitt, PEP	1973	25	848	33.9
6.	Kevin Foster, SCU	2011	38	766	20.2
7.	Quintin Dailey, USF	1982	30	755	25.2
8.	Hank Gathers, LMU	1990	26	754	29.0
9.	Omar Samhan, SMC	2010	34	724	21.3
10.	Hank Gathers, LMU	1988	32	721	22.5
11.	Jeff Fryer, LMU	1989	31	710	22.9
	Bill Cartwright, USF	1979	29	710	24.5
13.	Quintin Dailey, USF	1981	31	693	22.4
	William Averitt, PEP	1972	24	693	28.9
15.	Tom Lewis, PEP	1988	30	687	22.9
16.	Brandon Armstrong, PEP	2000	31	684	22.1
17.	Dane Suttle, PEP	1983	29	679	23.4
18.	Keith Smith, LMU	1985	27	678	25.1
19.	Terrell Lowery, LMU	1992	26	675	26.0
20.	Dan Dickau, GON	2002	32	672	21.0

*Led nation

REBOUNDS

	NAME, SCHOOL	YEAR	G	REB	AVG
1.	Leroy Wright, UOP	1959	26	652	25.1
2.	Bill Russell, USF	1956	29	609	21.0
3.	John Gianelli, UOP	1971	28	599	21.4
4.	Bill Russell, USF	1955	29	594	20.5
5.	Keith Swagerty, UOP	1967	28	518	18.5
6.	Keith Swagerty, UOP	1966	28	514	18.4
7.	Keith Swagerty, UOP	1965	26	473	18.2
8.	Ollie Johnson, USF	1965	29	469	16.2
9.	Pete Cross, USF	1970	26	467	18.0
	Ollie Johnson, USF	1964	28	467	16.7

ASSISTS

	NAME, SCHOOL	YEAR	G	AST	AVG
1.	Terrell Lowery, LMU	1991	31	283	9.1
2.	Corey Gaines, LMU	1988	31	271	8.7
3.	Orlando Smart, USF	1992	29	241	8.3
4.	Orlando Smart, USF	1991	29	237	8.2
5.	Dan Davis, LMU	1981	28	229	8.2
6.	Tony Walker, LMU	1990	32	227	7.1
7.	Orlando Smart, USF	1993	31	220	7.1
8.	Tony Walker, LMU	1992	28	218	7.8
9.	Nick Pappageorge, SMC	1977	27	213	7.9
10.	Blake Stepp, GON	2004	31	207	6.7

BLOCKS

	NAME, SCHOOL	YEAR	G	BL	AVG
1.	Hondre Brewer, USF	2001	30	114	3.8
2.	Omar Samhan, SMC	2010	34	99	2.9
3.	Edgar Jones, NEV	1978	27	96	3.6
	Cedric Suitt, PEP	2002	31	96	3.1
5.	Brad Millard, SMC	1997	31	92	2.9
6.	Anthony Frederick, PEP	1985	32	82	2.6
7.	Diamon Simpson, SMC	2007	32	79	2.5
8.	Hondre Brewer, USF	2002	28	78	2.8
9.	John Bryant, SCU	2008	31	76	2.5
10.	Art Wallace, USF	1994	27	73	2.7

STEALS

	NAME, SCHOOL	YEAR	G	ST	AVG
1.	Johnny High, NEV	1979	28	115	4.1
2.	Gerald Walker, USF	1994	28	109	3.9
	John Stockton, GON	1984	28	109	3.9
4.	Bo Kimble, LMU	1990	32	92	2.9
5.	Gerald Walker, USF	1993	29	87	3.0
6.	Harold Keeling, SCU	1983	28	82	2.9
	Darwin Cook, POR	1980	28	82	2.9
8.	Gerald Walker, USF	1995	28	80	2.9
	Orlando Smart, USF	1992	29	80	2.8
10.	Terrell Lowery, LMU	1991	31	79	2.5

FG PERCENT ^{120 FGM}

	NAME, SCHOOL	YEAR	FGM	FGA	PCT
1.	Bill Cartwright, USF	1978	168	252	.667
2.	Orlando Phillips, PEP	1983	223	338	.660
3.	Casey Calvary, GON	1999	127	193	.658
4.	Mike Stewart, SCU	1972	202	312	.647
5.	Craig Cottrell, USD	1989	128	198	.646
	Orlando Phillips, PEP	1982	181	280	.646
7.	Robert Haugen, SMC	1986	120	186	.645
8.	Mike Stewart, SCU	1973	186	291	.639
9.	Gyno Pomare, USD	2006	133	210	.633

FT PERCENT ^{60 FTM}

	NAME, SCHOOL	YEAR	FTM	FTA	PCT
1.	Derek Raivio, GON	2007	148	154	.961
2.	Rick Ragsdale, LMU	1967	65	71	.916
3.	Derek Raivio, GON	2006	83	91	.912
4.	Derek Raivio, GON	2005	102	113	.903
5.	Jim Williamson, LMU	1997	110	122	.902
6.	Charles Brown, LMU	2005	64	71	.901
7.	Sean Flannery, USD	1995	63	70	.900
8.	T.J. Campbell, POR	2010	116	129	.899
9.	Haywood Eaddy, LMU	1999	79	88	.897
10.	Erik Spoelstra, POR	1992	60	67	.896
	Rod Williams, USF	1978	69	77	.896

3-POINT FG PERCENT ^{30 3PM}

	NAME, SCHOOL	YEAR	3M	3FGA	PCT
1.	Doug Spradley, GON	1988	36	63	.571
2.	Kyle Bankhead, GON	2004	41	75	.547
3.	T.J. Campbell, POR	2009	76	143	.531
4.	Ross Richardson, LMU	1991	61	116	.526
5.	Mark Manor, USD	1987	42	81	.519
6.	Brian Miles, USD	1998	31	60	.517
7.	Brad Lechtenberg, USD	2004	71	139	.511
8.	Mickey McConnell, SMC	2010	77	151	.510
9.	Kyle Bankhead, GON	2001	37	73	.507
10.	Devin Montgomery, PEP	2002	45	89	.506
	Corey Gaines, LMU	1988	42	83	.506

3-POINT FG MADE

	NAME, SCHOOL	YEAR	G	3PM	AVG
1.	Kevin Foster, SCU	2011	38	140	3.7
1.	Jeff Fryer, LMU	1989	31	126	4.1
2.	Jeff Fryer, LMU	1990	28	121	4.3
3.	Dan Dickau, GON	2002	32	117	3.7
4.	Peter McKelvey, POR	1992	28	106	3.8
5.	Terrell Lowery, LMU	1991	31	103	3.3
6.	Damin Lopez, PEP	1994	30	100	3.3
7.	Jared Stohl, POR	2010	32	98	3.1
	Ross DeRogatis, USD	2007	32	98	3.1
	Blake Stepp, GON	2003	33	98	3.0
	Casey Frandsen, POR	2002	30	98	3.3

Single Season Bests WCC Games

SCORING

	NAME, SCHOOL	YEAR	G	TP	AVG
1.	William Averitt, PEP	1973	14	548	39.1
2.	Bo Kimble, LMU	1990	14	486	34.7
3.	Hank Gathers, LMU	1989	14	453	32.4
4.	Hank Gathers, LMU	1990	14	427	30.5
5.	Adam Morrison, GON	2006	14	411	29.4
6.	Jim McCloskey, LMU	1980	16	405	25.3
7.	Terrell Lowery, LMU	1991	14	383	27.4
8.	Frank Oleynick, SEA	1974	14	378	27.0
9.	William Averitt, PEP	1972	13	371	28.5
10.	Pete Cross, USF	1969	14	367	26.2
11.	Jim Haderlein, LMU	1970	14	363	25.9
12.	Quintin Dailey, USF	1981	14	358	25.6
13.	Edgar Jones, NEV	1977	14	357	25.5
14.	Frank Oleynick, SEA	1975	14	356	25.4
15.	Terrell Lowery, LMU	1992	13	345	26.5
16.	Jim McPhee, GON	1990	14	343	24.5
17.	Bo Kimble, LMU	1988	14	342	24.4
18.	Greg Goorjian, LMU	1983	12	340	28.3
19.	Kurt Rambis, SCU	1980	16	337	21.1
20.	Brandon Armstrong, PEP	2001	14	333	23.8

REBOUNDS

	NAME, SCHOOL	YEAR	G	REB	AVG
1.	Bill Russell, USF	1956	14	294	21.0
2.	Keith Swagerty, UOP	1967	14	279	19.9
3.	Bill Russell, USF	1955	12	265	22.1
4.	Pete Cross, USF	1970	14	261	18.6
5.	John Gianelli, UOP	1971	14	260	18.6
6.	Keith Swagerty, UOP	1965	14	249	17.8
7.	Leroy Wright, UOP	1959	12	246	20.5
8.	Keith Swagerty, UOP	1966	14	245	17.5
9.	Pete Padgett, NEV	1973	14	244	17.4
10.	Gary Alcorn, FSU	1957	14	239	17.1

ASSISTS

	NAME, SCHOOL	YEAR	G	AST	AVG
1.	Orlando Smart, USF	1991	14	129	9.2
2.	Terrell Lowery, LMU	1991	14	122	8.7
3.	Dan Davis, LMU	1980	16	119	7.4
	Nick Pappageorge, SMC	1977	14	119	8.5
5.	Orlando Smart, USF	1992	14	110	7.9
6.	Corey Gaines, LMU	1988	14	108	7.7
7.	Jon Korfas, PEP	1986	14	107	7.6
	Ricardo Brown, PEP	1980	16	107	6.7
9.	Tony Walker, LMU	1990	14	106	7.6
	David Carter, SMC	1986	14	106	7.6

BLOCKS

	NAME, SCHOOL	YEAR	G	BL	AVG
1.	Hondre Brewer, USF	2002	14	55	3.7
2.	Cedric Suitt, PEP	2002	14	49	3.5
3.	Omar Samhan, SMC	2010	14	46	3.3
	Hondre Brewer, USF	2001	14	46	3.3
5.	Diamon Simpson, SMC	2007	14	44	3.1
6.	Jawaan Oldham, SEA	1980	16	41	2.6
7.	John Bryant, SCU	2008	14	38	2.7
	Carl Pierce, GON	1980	16	38	2.4
	Wallace Bryant, USF	1980	16	38	2.4
	Bill Cartwright, USF	1977	14	38	2.7

STEALS

	NAME, SCHOOL	YEAR	G	ST	AVG
1.	Johnny High, NEV	1979	14	52	3.71
2.	Gerald Walker, USF	1994	14	48	3.43
3.	Gerald Walker, USF	1993	14	47	3.36
4.	Bo Kimble, LMU	1990	14	45	3.21
5.	Johnny High, NEV	1978	14	44	3.14
6.	John Stockton, GON	1984	12	43	3.58
7.	Darwin Cook, POR	1978	14	42	3.00
8.	Darwin Cook, POR	1980	16	41	2.56
	Michael Knight, PEP	1978	14	41	2.93
10.	Brandon Johnson, USD	2008	14	40	2.86
	Doron Perkins, SCU	2005	14	40	2.86

FG PERCENT ^{50 FGM}

	NAME, SCHOOL	YEAR	FGM	FGA	PCT
1.	Craig Cottrell, USD	1989	72	101	.713
	Jumoke Horton, SMC	1989	72	101	.713
3.	Orlando Phillips, PEP	1983	90	128	.703
4.	Jumoke Horton, SMC	1996	67	97	.691
5.	Mike Stewart, SCU	1972	104	154	.675
6.	Robert Haugen, SMC	1989	68	101	.673
7.	Jeff Brown, GON	1992	112	171	.655
8.	Zach Gourde, GON	2001	54	83	.651
9.	Sam Dower, GON	2011	52	80	.650
10.	Bryan Hill, PEP	1998	70	108	.648
	Bill Dunlap, GON	1982	83	128	.648

FT PERCENT ^{28 FTM}

	NAME, SCHOOL	YEAR	FTM	FTA	PCT
1.	Rick Ragsdale, LMU	1967	37	38	.974
2.	Mike Farmer, USF	1958	29	30	.967
3.	Jared Stohl, POR	2011	47	49	.959
4.	Derek Raivio, GON	2005	63	66	.955
5.	Derek Raivio, GON	2007	59	62	.952
6.	Daniel Kickert, SMC	2006	51	54	.944
7.	Mitch Burley, SCU	1989	33	35	.943
8.	Frank Knight, SMC	1997	49	52	.942
9.	Derek Raivio, GON	2006	31	33	.939
10.	Ron Deaton, POR	1991	29	31	.935
	Paul Robertson, SMC	1986	29	31	.935

3-POINT FG PERCENT ^{28 3FG}

	NAME, SCHOOL	YEAR	3FG	3FGA	PCT
1.	T.J. Campbell, POR	2009	39	65	.600
2.	Mark Manor, USD	1987	30	51	.588
3.	Wayman Strickland, USD	1991	30	52	.577
4.	Todd Golden, SMC	2008	31	54	.574
5.	Dan Dickau, GON	2002	55	102	.539
6.	Jared Stohl, POR	2009	44	83	.530
7.	Doug Harris, USD	1993	39	75	.520
8.	Jared Stohl, POR	2010	54	104	.519
	John Rillie, GON	1993	28	54	.519
10.	Mickey McConnell, SMC	2011	34	68	.500

3-POINT FG MADE

	NAME, SCHOOL	YEAR	G	3PM	AVG
1.	Jeff Fryer, LMU	1989	14	60	4.3
2.	Jeff Fryer, LMU	1990	14	56	4.0
3.	Dan Dickau, GON	2002	14	55	3.9
4.	Jared Stohl, POR	2010	14	54	3.9
	Blake Stepp, GON	2003	14	54	3.9
	Peter McKelvey, POR	1992	14	54	3.9
7.	Kevin Foster, SCU	2011	14	51	3.6
8.	Casey Frandsen, POR	2002	14	49	3.5
9.	Damin Lopez, PEP	1994	14	46	3.3
10.	Blake Stepp, GON	2004	14	45	3.2
	John Rillie, GON	1994	14	45	3.2

Career Leaders All Games

SCORING

	YEARS	G	TP	AVG
1. Hank Gathers, LMU	1987-90	89	2490	28.0
2. Terrell Lowery, LMU	1988-92	119	2201	18.5
3. Bill Cartwright, USF	1975-79	111	2116	19.1
4. Forrest McKenzie, LMU	1981-86	110	2060	18.7
5. Jim McPhee, GON	1986-90	118	2015	17.1
6. Bo Kimble, LMU	1987-90	76	2010	26.4
7. Keith Smith, LMU	1982-86	110	1980	18.0
8. Jose Slaughter, POR	1978-82	110	1940	17.6
9. Jeff Fryer, LMU	1986-90	112	1922	17.2
10. Edgar Jones, NEV	1975-79	101	1877	18.6
11. Daniel Kickert, SMC	2002-06	123	1874	15.2
12. Adam Morrison, GON	2003-06	95	1867	19.7
13. Omar Samhan, SMC	2006-10	131	1846	14.1
14. Quintin Dailey, USF	1979-82	90	1841	20.5
15. Matt Santangelo, GON	1997-00	131	1810	13.8
16. Darrell Tucker, USF	1999-03	108	1805	16.7
17. Clint Richardson, SEA	1976-79	104	1803	17.3
18. Brandon Johnson, USD	2005-10	134	1790	13.4
19. Dior Lowhorn, USF	2007-10	90	1773	19.7
20. David Vann, SMC	1978-82	109	1738	15.9
21. Kurt Rambis, SCU	1976-80	108	1735	16.1
22. Harold Keeling, SCU	1981-85	114	1731	15.2
23. Gyno Pomare, USD	2005-09	129	1725	13.4
24. Ronny Turiaf, GON	2001-05	127	1723	13.6
25. Brian Jones, SCU	1996-00	117	1722	14.7

REBOUNDS

	YEARS	G	REB	AVG
1. Bill Russell, USF	1953-56	79	1606	20.3
2. Keith Swagerty, UOP	1965-67	82	1505	18.4
3. Pete Padgett, NEV	1972-76	104	1464	14.1
4. Leroy Wright, UOP	1958-60	67	1442	21.5
5. Ollie Johnson, USF	1962-65	84	1323	15.8
6. Jim Haderlein, LMU	1968-71	76	1161	15.3
7. John Bryant, SCU	2005-09	124	1152	9.3
8. Bill Cartwright, USF	1975-79	111	1137	10.2
9. Dennis Awtrey, SCU	1967-70	84	1135	13.5
10. Diamon Simpson, SMC	2005-09	128	1130	8.8
11. Edgar Jones, NEV	1975-79	101	1116	11.0
12. Pete Cross, USF	1967-70	77	1104	14.3
Omar Samhan, SMC	2006-10	131	1104	8.4
14. Wallace Bryant, USF	1978-82	118	1062	9.0
15. Kurt Rambis, SCU	1976-80	108	1037	9.6
16. Dana Jones, PEP	1990-94	121	1031	8.5
17. Hank Gathers, LMU	1987-90	89	995	11.1
18. Levy Middlebrooks, PEP	1984-88	121	972	8.0
19. Geoff Lear, PEP	1988-92	123	937	7.6
20. Tom Meschery, SMC	1958-61	68	916	13.5

ASSISTS

	YEARS	G	AST	AVG
1. Orlando Smart, USF	1990-94	116	902	7.78
2. Terrell Lowery, LMU	1988-92	119	689	5.79
3. Matt Santangelo, GON	1997-00	131	668	5.09
4. Carl Ervin, SEA	1977-80	108	659	6.10
5. Blake Stepp, GON	2000-04	128	640	5.00
6. Keith Smith, LMU	1982-86	110	594	5.40
7. Jeremy Pargo, GON	2005-09	134	589	4.40
8. Darwin Cook, POR	1976-80	109	573	5.26
9. John Stockton, GON	1980-84	107	554	5.18
10. Adam Quick, POR	2000-04	114	529	4.64

BLOCKS

	YEARS	G	BL	AVG
1. Hondre Brewer, USF	1998-02	116	279	2.40
2. Omar Samhan, SMC	2006-10	131	258	1.97
3. John Bryant, SCU	2005-09	124	246	1.98
4. Diamon Simpson, SMC	2005-09	128	239	1.86
5. Casey Calvary, GON	1997-00	133	205	1.54
6. Scott Thompson, USD	1983-87	113	183	1.62
7. Cedric Suitt, PEP	1998-02	106	182	1.72
8. Ronny Turiaf, GON	2001-05	127	179	1.41
9. Nick Vanos, SCU	1981-85	113	159	1.41
10. Brad Millard, SMC	1996-00	66	153	2.32

STEALS

	YEARS	G	ST	AVG
1. Gerald Walker, USF	1993-96	111	344	3.10
2. Orlando Smart, USF	1990-94	116	279	2.41
3. Harold Keeling, SCU	1981-85	114	263	2.31
4. John Stockton, GON	1980-84	107	262	2.45
5. Brandon Johnson, USD	2005-10	134	240	1.80
6. Terrell Lowery, LMU	1988-92	119	231	1.94
7. Brian Jones, SCU	1996-00	117	223	1.90
8. Dana Jones, PEP	1990-94	121	211	1.74
9. Darwin Cook, POR	1976-80	109	206	1.89
10. Mike Yoest, LMU	1985-88	117	189	1.62

FG PERCENT 200 FGM

	YEARS	FGM	FGA	PCT
1. Orlando Phillips, PEP	1981-83	404	619	65.4
2. Bill Dunlap, GON	1980-82	200	320	62.5
3. Jumoke Horton, SMC	1993-96	380	617	61.6
4. Ron Reis, SCU	1988-92	475	783	60.7
5. Erick Newman, SMC	1988-89	264	441	59.9
6. Dondi Bell, USD	1987-91	273	458	59.6
7. J.P. Batista, GON	2004-06	372	625	59.5
8. Robert Haugen, SMC	1986-87	528	894	59.1
Mike Stewart, SCU	1970-73	535	905	59.1
10. Hank Gathers, LMU	1987-90	1037	1758	59.0

FT PERCENT 150 FTM

	YEARS	FTM	FTA	PCT
1. Derek Raivio, GON	2003-07	343	370	92.7
2. T.J. Campbell, POR	2008-10	152	173	87.9
3. Rick Ragsdale, LMU	1965-68	204	233	87.6
4. Steve Nash, SCU	1993-96	370	427	86.7
5. Dan Dickau, GON	2000-02	281	325	86.4
6. John Lillie, GON	1993-95	156	181	86.2
7. Rod Williams, USF	1975-78	185	215	86.0
8. Darren Cooper, POR	2004-07	294	345	85.2
9. Russ Vrankovich, SCU	1961-64	224	264	84.8
M.J. Nodilo, USF	1995-98	168	198	84.8

3-POINT PERCENT 70 FGM

	YEARS	3M	3PA	PCT
1. Brian Miles, USD	1994-98	85	172	49.4
2. Brooks Barnhard, USD	1989-94	84	171	49.1
3. T.J. Campbell, POR	2008-10	139	291	47.8
4. Brad Lechtenberg, USD	2002-04	95	200	47.5
5. Dan Dickau, GON	2000-02	188	404	46.5
6. Paul Robertson, SMC	1983-87	73	160	45.6
7. Kyle Bankhead, GON	2000-04	169	373	45.3
8. Rick Welch, PEP	1989-92	125	278	45.0
9. Daniel Kickert, SMC	2002-06	178	398	44.7
10. Shann Ferch, PEP	1988-90	113	253	44.7

3-POINT FG MADE

	YEARS	G	3PM	AVG
1. Jeff Fryer, LMU	1987-90	112	363	3.24
2. Jared Stohl, POR	2007-11	126	336	2.67
3. Blake Stepp, GON	2000-04	128	288	2.25
4. Richie Frahm, GON	1997-00	130	280	2.15
5. Craig Davis, PEP	1985-90	121	274	2.26
6. Steve Nash, SCU	1993-96	113	263	2.33
7. Terrell Lowery, LMU	1989-92	119	261	2.19
8. Matt Santangelo, GON	1997-00	131	252	1.92
9. Kevin Foster, SCU	2010-11	77	247	3.21
10. Derek Raivio, GON	2003-07	127	243	1.91



Santa Clara's Kurt Rambis, the West Coast Conference Player of the Year in 1980, is the Broncos all-time leading scorer. Rambis is one of only three players in WCC history to rank in the top 20 in both the Conference's all-time scoring and rebounding charts.

Career Leaders WCC games

SCORING	YEARS	G	TP	AVG
1. Hank Gathers, LMU	1988-90	42	1190	28.3
2. Bill Cartwright, USF	1975-79	54	1065	19.7
3. Jose Slaughter, POR	1977-81	58	1050	18.1
4. Jim McPhee, GON	1985-90	56	1031	18.4
5. Terrell Lowery, LMU	1989-92	55	1002	18.2
6. Rick Raivio, POR	1976-80	56	1001	17.9
7. Bo Kimble, LMU	1988-90	36	992	27.6
Clint Richardson, SEA	1974-79	52	992	19.1
9. Forrest McKenzie, LMU	1981-86	52	986	19.0
10. David Vann, SMC	1977-82	58	983	16.9
11. Frank Oleynick, SEA	1972-75	40	975	24.4
12. Quintin Dailey, USF	1978-81	43	955	22.2
13. Darrell Tucker, USF	1999-03	51	937	18.4
14. Edgar Jones, NEV	1975-79	48	921	19.2
15. William Averitt, PEP	1971-73	27	919	34.0
16. Jim Haderlein, LMU	1968-71	42	907	21.6
17. Luther Philyaw, LMU	1972-76	54	898	16.6
18. Kurt Rambis, SCU	1976-80	58	897	15.5
19. Bob Florence, UNLV	1973-75	41	894	21.8
20. Darwin Cook, POR	1977-80	58	889	15.3

REBOUNDS	YEARS	G	REB	AVG
1. Pete Padgett, NEV	1973-76	54	784	14.5
2. Keith Swagerty, UOP	1965-67	42	773	18.4
3. Bill Russell, USF	1954-56	38	770	20.2
4. Leroy Wright, UOP	1958-60	36	660	18.3
5. Pete Cross, USF	1968-70	42	642	15.2
6. Bill Cartwright, USF	1976-79	54	606	11.2
7. Rick Raivio, POR	1978-81	56	546	9.7
8. Kurt Rambis, SCU	1978-81	56	544	9.7
9. John Bryant, SCU	2005-09	56	519	9.3
10. Jawaan Oldham, SEA	1978-81	55	506	9.2

BLOCKS	YEARS	G	BL	AVG
1. Hondre Brewer, USF	1998-02	56	137	2.45
2. Omar Samhan, SMC	2006-10	56	116	2.07
2. John Bryant, SCU	2005-09	56	103	1.84
3. Diamon Simpson, SMC	2005-09	56	98	1.75
4. Cedric Suitt, PEP	1998-02	47	92	1.96
5. Casey Calvary, GON	1997-01	56	86	1.53
6. Sherman Gay, LMU	2000-04	53	81	1.53
7. Ronny Turiaf, GON	2001-05	55	79	1.44
8. Scott Thompson, USD	1984-87	52	76	1.46
Wallace Bryant, USF*	1980-82	44	76	1.73
10. Jawaan Oldham, SEA	1978-79	30	75	2.50

FG PERCENT 95 FGM	YEARS	FGM	FGA	PCT
1. Orlando Phillips, PEP	1981-83	185	277	66.8
2. Jumoke Horton, SMC	1993-96	225	343	65.6
3. Bill Dunlap, GON	1980-82	113	173	65.3
4. Steve Hutchinson, POR	1989-90	99	154	64.3
5. Mark McNamara, SCU	1978-79	169	268	63.1
6. Craig Cottrell, USD	1987-90	163	259	62.9
7. Bill Cartwright, USF	1975-79	420	685	61.3
8. Ron Reis, SCU	1989-92	259	424	61.1
9. Mike Stewart, SCU	1971-73	292	479	61.0

FT PERCENT 70 FTM	YEARS	FTM	FTA	PCT
1. Derek Raivio, GON	2003-07	158	167	94.6
2. Mitch Burley, SCU	1986-89	95	106	89.6
3. Dan Dickau, GON	2000-02	156	175	89.1
4. Jim McPhee, GON	1986-90	219	248	88.3
Rick Ragsdale, LMU	1966-68	128	145	88.3
6. Haywood Eaddy, LMU	1998-99	92	105	87.6
7. Steve Nash, SCU	1993-96	199	229	86.9
8. Darren Cooper, POR	2004-07	158	184	85.9
9. Damin Lopez, PEP	1990-94	83	97	85.5
10. Casey Frandsen, POR	2000-04	105	123	85.4
Ricky Sobers, NEV	1974-75	76	89	85.4

ASSISTS	YEARS	G	AST	AVG
1. Orlando Smart, USF	1991-94	56	424	7.6
2. Carl Ervin, SEA	1977-80	58	308	5.3
3. Terrell Lowery, LMU	1989-92	55	301	5.5
4. Darwin Cook, POR	1977-80	58	295	5.1
5. Blake Stepp, GON	2000-04	56	290	5.2
6. Matt Santangelo, GON	1996-00	56	280	5.0
7. Brian Jones, SCU	1996-00	56	265	4.7
David Carter, SMC	1986-89	56	265	4.7
John Stockton, GON	1981-84	84	265	3.2
10. Jim Williamson, LMU	1994-97	56	264	4.6

STEALS	YEARS	G	ST	AVG
1. Gerald Walker, USF	1993-96	55	166	3.0
2. Orlando Smart, USF	1991-94	56	130	2.3
3. Darwin Cook, POR*	1978-80	44	116	2.6
4. John Stockton, GON	1981-84	50	112	2.2
5. Harold Keeling, SCU	1982-85	50	107	2.1
6. Brian Jones, SCU	1996-00	56	102	1.9
Terrell Lowery, LMU	1989-92	55	102	1.9
8. Brandon Johnson, USD	2005-10	55	98	1.8
9. Bo Kimble, LMU	1987-90	36	96	2.7
Johnny High, NEV	1978-79	28	96	3.4



USF center Hondre Brewer is the WCC's top shot blocker in league history amassing 279 blocks in his four years on the Hilltop.

3-POINT PERCENT 40 FGM	YEARS	3M	3FGA	PCT
1. T.J. Campbell, POR	2008-10	68	131	51.9
2. Dan Dickau, GON	2000-02	95	189	50.3
3. Brian Miles, USD	1996-98	43	87	49.4
4. Brooks Barnhard, USD	1989-94	41	84	48.8
5. Daniel Kickert, SMC	2002-06	92	191	48.2
6. Todd Golden, SMC	2004-08	73	152	48.0
7. Rick Welch, PEP	1989-92	52	109	47.7
8. Damin Lopez, PEP	1990-94	91	192	47.4
9. Shann Ferch, PEP	1989-90	51	109	46.8
10. Jared Stohl, POR	2007-11	160	343	46.6

3-POINT FG MADE	YEARS	G	3PM	AVG
1. Jeff Fryer, LMU	1987-90	49	166	3.4
2. Jared Stohl, POR	2007-11	56	160	2.9
3. Blake Stepp, GON	2000-04	56	143	2.6
4. Steve Nash, SCU	1993-96	56	132	2.4
5. Craig Davis, PEP	1986-90	56	131	2.3
6. David Sivulich, SMC	1996-98	42	117	2.8
7. Matt Santangelo, GON	1997-99	56	117	2.1
8. Terrell Lowery, LMU	1989-92	55	115	2.1
9. John Rillie, GON	1993-95	52	112	2.2
10. Derek Raivio, GON	2003-07	56	112	2.0

*Does not contain freshman year.

Player Records All Games

SCORING

Career: 2,490, Hank Gathers, Loyola Marymount, 1987-90
 Season: 1,131, Bo Kimble, Loyola Marymount, 1989-90
 Game: 57, William Averitt, Pepperdine vs. Nevada, 1/6/73
 Average, Career: 31.4, William Averitt, Pepperdine, 1971-73
 Average, Season: 33.9, William Averitt, Pepperdine, 1972-73

FIELD GOALS

Career: 1,037, Hank Gathers, Loyola Marymount, 1987-90
 Season: 419, Hank Gathers, Loyola Marymount, 1988-89
 Game: 25, William Averitt, Pepperdine vs. Nevada, 1/6/73
 Consecutive, Season: 19, Peter Cornell, Loyola Marymount, 1997-98
 Consecutive, Game: 14, Dana Jones, Pepperdine at Boise St., 1991

FIELD GOAL ATTEMPTS

Career: 1,812, Forrest McKenzie, Loyola Marymount, 1981-86
 Season: 763, Bo Kimble, Loyola Marymount, 1989-90
 Game: 51, William Averitt, Pepperdine vs. Nevada, 1/6/73

FIELD GOAL PERCENTAGE

Career: .660 (408-618) Orlando Phillips, Pepperdine, 1981-83
 Season: .667 (168-252) Bill Cartwright, San Francisco, 1978
 §Game (Min. 10 att): *1.000 (14-14) Dana Jones, Pepperdine, 11/30/91
 (11-11) John Bryant, Santa Clara, 2/16/08

THREE-POINT FIELD GOALS MADE

Career: 363, Jeff Fryer, Loyola Marymount, 1986-90
 Season: 140, Kevin Foster, Santa Clara, 2010-11
 Game: 11, Jeff Fryer, Loyola Marymount vs. Michigan, 3/18/90

THREE-POINT ATTEMPTS

Career: 940, Jeff Fryer, Loyola Marymount, 1986-90
 Season: 380, Kevin Foster, Santa Clara, 2010-11
 Game: 22, Jeff Fryer, Loyola Marymount at Louisiana State, 2/3/90

THREE-POINT PERCENTAGE

Season: .581 (36-62), Doug Spradley, Gonzaga, 1987-88
 Game: *1.000 (8-8), Tomas Thompson, USF vs. LMU, 3/7/92

*NCAA record

§ Minimum 8 FGs attempted

BLOCKS

Career: 279, Hondre Brewer, San Francisco, 1998-01
 Season: 114, Hondre Brewer, San Francisco, 2000-01
 Game: 11, Jarrad Henry, Pepperdine vs. Portland, 2/5/07

FREE THROWS MADE

Career: 561, Mike Yoest, Loyola Marymount, 1984-88
 Season: 231, Bo Kimble, Loyola Marymount, 1989-90
 Game: 21, Steve Nash, Santa Clara at Saint Mary's, 1/7/95
 Consecutive: 56, Derek Raivio, Gonzaga, 2006-07

FREE THROW ATTEMPTS

Career: 745, Hank Gathers, Loyola Marymount, 1987-90
 Season: 315, Hank Gathers, Loyola Marymount, 1988-89
 Game: 24, Bob Florence, UNLV vs. Houston, 1/24/74

FREE THROW PERCENTAGE

Career: .927, Derek Raivio, Gonzaga, 2003-07
 Season: .961, Derek Raivio, Gonzaga, 2006-07
 Game: 1.000, Steve Nash (21-21), Santa Clara vs. Saint Mary's, 1/7/95

REBOUNDS

Career: 1,606, Bill Russell, San Francisco, 1953-56
 Season: 652, Leroy Wright, Pacific, 1958-59
 Game: 39, Keith Swagerty, Pacific vs. UCSB, 3/5/65
 Average, Career: 21.5, Leroy Wright, Pacific, 1957-60
 Average, Season: 25.0, Leroy Wright, Pacific, 1958-59

ASSISTS

Career: 902, Orlando Smart, San Francisco, 1990-94
 Season: 283, Terrell Lowery, Loyola Marymount, 1990-91
 Game: 18, Terrell Lowery, LMU at St. Joseph's, 12/29/90

STEALS

Career: 344, Gerald Walker, San Francisco, 1993-96
 Season: 115, Johnny High, Nevada-Reno, 1978-79
 Game: 10, Doron Perkins, Santa Clara at San Diego, 2/24/05

TOP SCORING PERFORMANCES BY A WCC PLAYER

- | | | |
|---|--|---|
| 57 William Averitt, PEP vs. Nevada-Reno, Jan. 6, 1973 | 43 Booker Washington, UNLV vs. Saint Mary's, Feb. 20, 1971 | 40 Odell Johnson, SMC vs. Pepperdine, Jan. 7, 1956 |
| 56 William Averitt, PEP vs. Nevada-Reno, Feb. 17, 1973 | William Averitt, PEP vs. Doane College, Nov. 25, 1972 | William Averitt, PEP vs. UNLV, Feb. 15, 1973 |
| 55 Bud Ogden, SCU vs. Pepperdine, Mar. 3, 1967 | Bobby Florence, UNLV vs. Saint Mary's, Jan. 13, 1973 | William Averitt, PEP vs. Seattle, Feb. 24, 1973 |
| 54 Bo Kimble, LMU at St. Joseph's, Jan. 4, 1990 | Bo Kimble, LMU vs. San Diego, Feb. 23, 1990 | William Averitt, PEP vs. Santa Clara, Mar. 1, 1973 |
| 53 Bo Kimble, LMU at Oregon State, Dec. 19, 1989 | Matt Houle, POR vs. San Francisco, Feb. 13, 1993 | Quintin Dailey, USF vs. Saint Mary's, Jan. 30, 1982 |
| 52 Greg Williams, SEA vs. UNLV, Mar. 2, 1973 | Adam Morrison, GON vs. Michigan State, Nov. 22, 2005 | Levy Middlebrooks, PEP vs. LMU, Feb. 20, 1988 |
| 51 Bo Kimble, LMU vs. UC Santa Barbara, Dec. 9, 1989 | Adam Morrison, GON vs. Washington, Dec. 4, 2005 | Doug Spradley, GON at LMU, Feb. 18, 1989* |
| 50 Bo Kimble, LMU vs. San Francisco, Feb. 4, 1990 | Dave Davis, UOP vs. Fresno State, Feb. 4, 1956 | Jeff Fryer, LMU vs. Pepperdine, Feb. 14, 1990 |
| 49 William Averitt, PEP vs. Drury College, Jan. 2, 1973 | Don Brownfield, UOP vs. Pepperdine, Jan. 14, 1966 | Terrell Lowery, LMU at LSU, Dec. 20, 1990 |
| 48 Hank Gathers, LMU at Louisiana State, Feb. 3, 1990 | Bill Stricker, UOP vs. UNLV, Feb. 29, 1970 | Terrell Lowery, LMU at Chaminade, Nov. 25, 1990 |
| 47 William Averitt, PEP vs. Saint Mary's, Feb. 3, 1973 | Greg Goorjian, LMU vs. Saint Mary's, Feb. 4, 1983 | Bo Kimble, LMU vs. Gonzaga, Feb. 18, 1989* |
| 46 William Averitt, PEP vs. Seattle, Feb. 1, 1973 | Quintin Dailey, USF vs. Pepperdine, Feb. 27, 1982 | Hank Gathers, LMU vs. Gonzaga, Feb. 18, 1989* |
| 45 Frank Oleynick, SEA vs. Saint Mary's, Feb. 9, 1974 | Bo Kimble, LMU vs. UNLV, Mar. 25, 1990 | Steve Nash, SCU at Gonzaga, Jan. 19, 1995 |
| 44 Russ Vrankovich, SCU vs. Pepperdine, Mar. 7, 1964 | Jim McPhee, GON at LMU, Jan. 19, 1990 | Brandon Armstrong, PEP vs. LMU, Jan. 17, 2001 |
| Jim Haderlein, Loyola vs. UNLV, Mar. 7, 1970 | Jim McPhee, GON vs. LMU, Jan. 26, 1990 | Paul Marigney, SMC vs. Pepperdine, Feb. 29, 2004 |
| Nick Vanos, SCU vs. Loyola Marymount, Jan. 31, 1985 | Adam Morrison, GON vs. Portland, Jan. 28, 2006 | Ronny Turiaf, GON vs. Idaho, Nov. 24, 2004 |
| Hank Gathers, LMU vs. Saint Mary's, Feb. 1, 1990 | 41 Ken Sears, SCU vs. Pacific, Mar. 4, 1955 | |
| Adam Morrison, GON vs. LMU, Feb. 18, 2006 | Gary Alcorn, FSU vs. Loyola, Jan. 4, 1957 | |
| | Steve Smith, Loyola vs. Pepperdine, Feb. 12, 1972 | |
| | William Averitt, PEP vs. Santa Clara, Jan. 11, 1973 | |
| | William Averitt, PEP vs. Loyola, Feb. 6, 1973 | |
| | Brad Dean, LMU vs. Santa Clara, Feb. 21, 1974 | |
| | Darwin Cook, POR vs. San Francisco, Feb. 2, 1978 | |
| | Dane Suttle, PEP vs. LMU, Feb. 12, 1983 | |
| | Jeff Fryer, LMU vs. Michigan, Mar. 18, 1990 | |
| | Terrell Lowery, LMU at Oklahoma, Dec. 15, 1990 | |
| | Terrell Lowery, LMU at San Diego, Feb. 15, 1992 | |
| | Brandon Armstrong, PEP vs. Charlotte, Dec. 29, 2001 | |
| | Adam Morrison, GON at San Francisco, Jan. 23, 2006 | |

*First time in NCAA history three players score 40 or more in same game.

Player Records WCC Games

SCORING

Career: 1190, Hank Gathers, Loyola Marymount, 1986-90
Season: 548, William Averitt, Pepperdine, 1972-73
Game: 57, William Averitt, Pepperdine vs. Nevada, 1/6/73
Career Average: 34.0, William Averitt, Pepperdine, 1971-73
Season Average: 39.1, William Averitt, Pepperdine, 1972-73

FIELD GOALS MADE

Career: 436, Bill Cartwright, San Francisco, 1975-79
Season: 228, William Averitt, Pepperdine, 1972-73
Game: 25, William Averitt, Pepperdine vs. Nevada, 1/6/73
Consecutive, Season: 13, Richard Dixon, Loyola, 1969-70;
Jim Haderlein, Loyola, 1969-70; Greg Williams, Seattle, 1972-73
Consecutive, Game: 13, Richard Dixon, Loyola vs. UNLV, 2/14/70; Jim Haderlein, Loyola vs. UNLV, 3/7/70; Greg Williams, Seattle vs. UNLV, 3/2/73
Consecutive, Season: Peter Cornell, LMU, 1997

FIELD GOAL ATTEMPTS

Season: 470, William Averitt, Pepperdine, 1972-73
Game: 51, William Averitt, Pepperdine vs. Nevada, 2/17/73

FIELD GOAL PERCENTAGE

Career: .688, Orlando Phillips, Pepperdine, 1981-83 (185/277)
Season: .713, Craig Cottrell, San Diego, 1988-89 (72/101); Jumoke Horton, Saint Mary's, 1994-95 (72/101)
Game (min. 8 att): 1.000, Danny Ramsey, Pepperdine at Saint Mary's, 2/4/1978; Ray Ellis, Pepperdine at LMU, 1/26/1979; Glen McGowan, Pepperdine at San Francisco, 2/26/04; Wes Wardrop, LMU at Portland, 1/14/06; Sean Denison, Santa Clara vs. Saint Mary's, 1/6/07; John Bryant, Santa Clara at Pepperdine, 2/16/08

THREE-POINT FIELD GOALS

Career: 166, Jeff Fryer, Loyola Marymount, 1986-90
Season: 60, Jeff Fryer, Loyola Marymount, 1988-89
Game: 9, Dan Dickau (2X), Gonzaga vs. Santa Clara, 3/5/01, vs. LMU, 1/9/01; Jared Stohl, Portland vs. San Francisco, 1/15/09

THREE-POINT ATTEMPTS

Career: 406, Jeff Fryer, Loyola Marymount, 1986-90
Season: 157, Jeff Fryer, Loyola Marymount, 1988-89
Game: 18, Jeff Fryer, LMU vs. Santa Clara, 2/24/89

THREE-POINT PERCENTAGE

Career: .519 (68-131), T.J. Campbell, Portland, 2008-10
Season: .600 (39-65), T.J. Campbell, Portland, 2008-09
Game: *1.000 (8-8), Tomas Thompson, USF vs. LMU, 3/7/92

BLOCKS

Career: 137, Hondre Brewer, San Francisco, 1998-01
Season: 52, Hondre Brewer, San Francisco, 2001-02
Game: 11, Jarrad Henry, Pepperdine vs. Portland, 2/5/07

FREE THROWS MADE

Career: 261, Rick Adelman, Loyola Marymount 1965-68;
Steve Ebey, Pepperdine, 1965-68
Season: 120, Garnette Brown, Loyola Marymount, 1956-57
Game: 21, Steve Nash, Santa Clara vs. Saint Mary's, 1/7/95
Consecutive, Season: 44, Bob Thomason, Pacific, 1970-71;
Derek Raivio, Gonzaga, 2006-07
Consecutive, Game: 21, Steve Nash, SCU vs. SMC, 1/7/95

FREE THROW ATTEMPTS

Season: 156, John Thomas, Pacific, 1955-56
Game: 21, Hank Gathers, Loyola Marymount vs. Santa Clara, Mar. 6, 1989; Steve Nash, Santa Clara vs. Saint Mary's, 1/7/95; Doron Perkins, Santa Clara vs. Pepperdine, 2/14/04

FREE THROW PERCENTAGE

Career: .946, Derek Raivio, Gonzaga, 2003-07 (158-167)
Season: .974, Rick Ragsdale, Loyola, 1966-67 (37/38)
Game: 1.000, Steve Nash, Santa Clara vs. Saint Mary's, 1/7/95 (21/21); Bo Kimble, Loyola Marymount vs. San Francisco, 2/4/90 (17/17)

REBOUNDS

Career: 784, Pete Padgett, Nevada-Reno, 1972-76
Season: 294, Bill Russell, San Francisco, 1955-56
Game: 39, Keith Swaggerty, Pacific vs. Santa Barbara, 3/5/65

REBOUNDING AVERAGE

Career: 20.3, Bill Russell, San Francisco, 1953-56
Season: 22.1, Bill Russell, San Francisco, 1954-55

PERSONAL FOULS

Season: 60, Remel Diggs, Santa Clara, 1973-74

ASSISTS


Career: 424, Orlando Smart, San Francisco, 1990-94
Season: 129, Orlando Smart, San Francisco, 1990-91
Game: 16, Dan Davis, Loyola Marymount vs. Saint Mary's, 1/4/80

ASSISTS AVERAGE

Career: 7.9, Orlando Smart, San Francisco, 1990-94
Season: 9.2, Orlando Smart, San Francisco, 1990-91

STEALS

Career: 166, Gerald Walker, San Francisco, 1993-96
Season: 52, Johnny High, Nevada-Reno, 1978-79
Game: 10, Doron Perkins, Santa Clara at San Diego, 2/24/05



Hank Gathers of LMU led the nation in both scoring and rebounding as a junior in 1989 and is the WCC's all-time scoring leader.

Team Records All games

VICTORIES

Season: 29, San Francisco, 1976-77 (29-2), San Francisco, 1955-56 (29-0), Gonzaga, 2001-02 (29-4), Gonzaga, 2005-06 (29-4)
Consecutive: 60, San Francisco, Dec. 1956 - Dec. 1957

LOSSES

Season: 28, Loyola Marymount, 2008-09, (2-28)
Consecutive: 21, Portland, Feb. 1988 - Jan. 1989

GAMES PLAYED

Season: 36, San Diego, 2007-08 (22-14)

SCORING, HIGHS

Season: 3,918, Loyola Marymount, 1989-90
Game: *186, Loyola Marymount vs. US International, 1/5/91
Half: *94, Loyola Marymount (181) vs. US International (150), 1/31/89
Both Teams, Game: 331, Loyola Marymount (181) vs. US International (150), 1/31/89
Average: *122.4, Loyola Marymount, 1989-90

SCORING, LOWS

Season: 1,151, Pacific, 1952-53
Game: 17, Saint Mary's vs. Nevada-Reno, 1/10/76
Half: 7, Saint Mary's vs. Nevada-Reno, 1/10/76
Both Teams, Game: 36, Nevada-Reno (19) vs. Saint Mary's (17), 1/10/76

FIELD GOALS MADE

Season: 1,456, Loyola Marymount, 1989-90
Game: 67, Loyola Marymount vs. US International, 1/31/89

FIELD GOAL ATTEMPTS

Season, High: 2,808, Loyola Marymount, 1989-90
Game, High: 124, Loyola Marymount vs. US International, 1/31/89
Season, Low: 1,424, Portland, 1981-82
Game, Low: 16, Saint Mary's vs. Nevada-Reno, 1/10/76

FIELD GOAL PERCENTAGE

Season, High: .544, Pepperdine, 1983
Game, High: .774, Santa Clara (24-31) vs. LMU, 1/31/76
Season, Low: .333, San Francisco, 1953-54

THREE-POINT FIELD GOALS MADE

Season: 303, Pepperdine, 2006-07
Game: 22, Gonzaga vs. San Francisco, 2/23/95
Season Percent: .461, Gonzaga (76-165), 1987-88

THREE-POINT DEFENSE

Season: .290, Pepperdine, 1998-99 (130-449)

THREE-POINT FIELD GOAL ATTEMPTS

Season: 843, Pepperdine, 2006-07
Game: 45, Loyola Marymount at Louisiana State, 2/3/90; Santa Clara at San Diego 2/7/04

FREE THROWS MADE

Season: 719, Loyola Marymount, 1987-88
Game: 44, Loyola Marymount vs. San Francisco, 2/4/90
Portland vs. San Francisco, 2/6/92

FREE THROW ATTEMPTS

Season: 1,029, Loyola Marymount, 1987-88
Game: 56, Loyola Marymount vs. San Francisco, 2/4/90

FREE THROW PERCENTAGE

Season, High: .790, Gonzaga (485-614), 1988-89
Game, High: 1.000, (20-20) Gonzaga vs. E. Washington, 12/11/93;
San Francisco vs. Santa Clara, 3/4/89
Game, Low: .200, Saint Mary's (1-5) at San Diego, 1/27/88

REBOUNDS

Season: 1,643, Pacific, 1966-67; 1,643, Pacific, 1970-71
Game, OT: 92, Santa Clara vs. Saint Mary's (2 OT), 2/15/71
Game, Regulation: 88, Pacific vs. W. Michigan, 12/21/70
Game, Low: 6, Saint Mary's vs. Nevada-Reno, 1/10/76

ASSISTS

Season: 762, Loyola Marymount, 1989-90
Game: 40, Loyola Marymount vs. US International, 1/5/91

STEALS

Season: 450, Loyola Marymount, 1989-90
Game: 24, Loyola Marymount at Portland, 2/9/91

BLOCKS

Season: 178, Saint Mary's, 2006-07
Game: 17, Saint Mary's vs. Howard, 12/30/09

*NCAA Record

Team Records WCC Games

VICTORIES

Season: 14, Eight times, Last performed by: Gonzaga, 2008-09
Consecutive: 32, Pepperdine, 1991-93

MOST LOSSES

Season: 14, Five times, Last performed by: Saint Mary's, 2000-01,
Consecutive: 26, Nevada-Reno, 1970-73

POINTS

Season: 1817, Loyola Marymount, 1989-90
Game: 157, Loyola Marymount vs. San Francisco, 2/4/90
Both Teams: 283, Loyola Marymount (147) vs. Gonzaga (136), 2/18/89
Half: 86, Loyola Marymount vs. Gonzaga, 2/18/89

FEWEST POINTS

Season: 400, Pacific, 1952-53
Game: 17, Saint Mary's vs. Nevada-Reno (19), 1/10/76
Both Teams: 36, Nevada-Reno (19) vs. Saint Mary's (17), 1/10/76
Half: 7, Saint Mary's vs. Nevada-Reno, 1/10/76

SCORING AVERAGE

High: 129.8, Loyola Marymount, 1989-90
Low: 50.0, Pacific, 1952-53
Low Allowed: 47.6, Santa Clara, 1960-61

FIELD GOALS

Season: 671, Loyola Marymount, 1989-90
Game: 64, Loyola Marymount vs. Portland, 2/17/89
Both Teams: 102, Loyola Marymount (51) vs. Pepperdine (51), 2/20/88
Half: 31, Loyola Marymount vs. Gonzaga, 2/18/89

FEWEST FIELD GOALS

Game: 8, Saint Mary's vs. San Francisco, 1/4/55; Saint Mary's vs.
Nevada-Reno, 1/10/76
Both Teams, Game: 17, Nevada (9) vs. Saint Mary's (8), 1/10/76
Half: 3, Many times

FIELD GOAL ATTEMPTS

Season: 1206, Loyola, 1972-73
Game: 109, Nevada-Las Vegas vs. Nevada-Reno, 1/22/75
Both Teams, Game: 200, San Francisco (106) vs. Loyola (94), 1/11/73
Half: 64, Fresno State vs. Saint Mary's, 2/24/56

FEWEST FIELD GOAL ATTEMPTS

Season: 576, Gonzaga, 1982-83
Game: 16, Saint Mary's vs. Nevada-Reno, 1/10/76
Both Teams, Game: 36, Nevada (20) vs. Saint Mary's (16), 1/10/76
Half: 7, Saint Mary's vs. Nevada-Reno, 1/10/76

FIELD GOAL PERCENTAGE

Season: .562, Pepperdine, 1982-83 (338/601)
Game: .774, Santa Clara vs. Loyola Marymount, 1/31/76 (24/31)
Half: .833, Santa Clara vs. Loyola Marymount, 1/10/76 (10/12)

LOWEST FIELD GOAL PERCENTAGE

Season: .327, Fresno State, 1955-56
Game: .163, Saint Mary's vs. San Francisco, 1/4/55 (8/49)
Half: .111, San Francisco vs. Santa Clara, 1/9/58 (4/36)

THREE-POINT FIELD GOALS

Season: 125, Loyola Marymount, 1988-89
Game: 17, Saint Mary's at Pepperdine, 2/18/10
Both Teams: 22, Saint Mary's (17) at Pepperdine (5), 2/18/10

THREE-POINT ATTEMPTS

Season: 360, Loyola Marymount, 1988-89
Game: 37 Gonzaga vs. San Francisco, 2/23/95
Both Teams: 55, Pepperdine (29) at Portland (26), 1/23/10

THREE-POINT PERCENTAGE

Season: .453, San Diego, 1986-87 (73-160)
Game: 1.000, Many Times

FREE THROWS

Season: 358, Loyola Marymount, 1989-90
Game: 44, Loyola Marymount vs. San Francisco, 2/4/90; Portland vs. San
Francisco, 2/6/92
Both Teams, Game: 68, Portland (44) vs. San Francisco (24), 2/6/92
Half: 32, Portland vs. San Francisco, 2/6/92

FEWEST FREE THROWS

Season: 125, Portland, 1988-89
Game: 1, Five times: (last) San Diego vs. Saint Mary's, 1/27/88
Both Teams, Game: 2, Saint Mary's (1) vs. Nevada-Reno (1), 1/10/76; Saint
Mary's (1) at San Diego (1), 1/27/88
Half: 0, Many times: (last) San Diego vs. Saint Mary's, 1/27/88 (1st)

FREE THROW ATTEMPTS

Season: 468, Loyola Marymount, 1979-80
Game: 56, Loyola Marymount vs. San Francisco, 2/4/90
Both Teams, Game: 94, Saint Mary's (51) vs. Pepperdine (43), 1/7/56
Half: 36, Portland vs. San Francisco, 2/6/92

FEWEST FREE THROW ATTEMPTS

Season: 194, Loyola Marymount, 1977-78
Game: 1, Saint Mary's vs. Nevada-Reno, 1/10/76; San Diego vs. Saint
Mary's, 1/27/88
Both Teams, Game: 3, Nevada-Reno (2) vs. Saint Mary's (1), 1/10/76

FREE THROW PERCENTAGE

Season: .833, Seattle, 1974-75 (174/209)
Game: 1.000, San Francisco vs. Santa Clara, 3/4/89 (20/20)
Half: 1.000, San Francisco vs. Pacific, 1/11/64 (12/12)

LOWEST FREE THROW PERCENTAGE

Season: .515, Pepperdine, 1955-56
Game: .200, Saint Mary's at San Diego, 1/27/88 (1/5)

REBOUNDS

Season: 878, Pacific, 1966-67
Game: 83, Pacific vs. UC Santa Barbara, 3/5/65
Both Team, Game: 154, Pacific (82) vs. Saint Mary's (72), 1/9/75
Half: 62, Santa Clara vs. Saint Mary's, 1/9/71

FEWEST REBOUNDS

Season: 316, San Diego, 1983-84
Game: 6, Saint Mary's vs. Nevada-Reno, 1/10/76
Both Teams, Game: 20, Nevada (14) vs. Saint Mary's (6), 1/10/76
Half: 3, Saint Mary's vs. Nevada-Reno, 1/10/76

REBOUNDING AVERAGE

High: 62.7, Pacific, 1966-67
Low: 26.3, San Diego, 1983-84

PERSONAL FOULS

Season: 354, Saint Mary's, 1966-67
Game: 37, San Jose State vs. Loyola, 1/28/67; Portland vs. Pepperdine, 1/28/84
Both Teams, Game: 63, Portland (32) vs. Santa Clara (31), 2/20/82
Half: 22, Saint Mary's vs. UC Santa Barbara, 3/3/66; Portland vs. Pep-
perdine, 1/28/84 (2nd)

FEWEST PERSONAL FOULS

Season: 171, Saint Mary's, 1988-89
Game: 5, Saint Mary's vs. Nevada-Reno, 1/10/76
Both Teams, Game: 12, Nevada (7) vs. Saint Mary's (5), 1/10/76
Half: 1, Many times

LONGEST GAME

Game: 65 min., Fresno State (92) vs. Loyola (90), 3/2/57 (5 OT)

MOST GAMES OVER 100 POINTS

WCC Games: 13, Loyola Marymount, 1989-90
All Games: 28*, Loyola Marymount, 1989-90

*NCAA Record

Coaching Records WCC Games

	COACH, SCHOOL	YEARS	YRS	WON	LOST	PCT	AVG
1.	Carroll Williams, SCU	1970-92	22	165	137	.546	7.50
2.	Mark Few, GON	1999-present	12	150	18	.893	12.50
3.	Dick Davey, SCU	1992-2007	15	122	88	.581	8.13
4.	Dan Fitzgerald, GON	78-81, 85-97	15	112	88	.560	7.47
5.	Bob Gaillard, USF	1971-78	8	89	21	.809	11.12
	Jim Harrick, PEP	1979-88	9	89	36	.713	9.89
	Randy Bennett, SMC	2002-present	10	89	51	.636	8.90
8.	Brad Holland, USD	1994-2007	13	87	95	.478	6.69
9.	Dick Edwards, UOP	1963-72	8	80	30	.727	10.00
10.	Tom Asbury, PEP	1988-94/2008-present	9	79	47	.627	8.78
11.	Bob Feerick, SCU	1950-62	10	77	43	.642	7.70
12.	Jim Brovelli, USD/USF	73-84/85-95	15	76	132	.365	5.07
13.	Dick Garibaldi, SCU	1962-70	8	74	34	.685	9.25
14.	Hank Egan, USD	1984-94	10	69	69	.500	6.90
15.	Gary Colson, PEP	1968-79	11	68	84	.447	6.18
16.	Phil Woolpert, USF	1950-59	7	67	17	.798	9.57
17.	Philip Mathews, USF	1996-04	9	64	62	.508	7.11
18.	Jim Weaver, SMC	1955-62	7	60	28	.682	8.57
19.	Pete Peletta, USF	1960-66	6	58	18	.763	9.67
	Jack Avina, POR	1970-87	10	58	78	.426	5.80
21.	Duck Dowell, PEP	1948-68	13	57	111	.339	4.38
22.	Paul Westhead, LMU	1985-90	5	51	19	.729	10.20
23.	John Arndt, LMU	1961-68	7	45	47	.489	6.43
24.	Bill O'Connor, SEA	1971-78	6	42	40	.512	7.00
25.	Bill Oates, SMC	1979-86	7	41	53	.436	5.86
26.	Ernie Kent, SMC	1991-97	6	40	44	.476	6.67
	Walt McPherson, SJS	1945-60	8	40	56	.417	5.00
28.	Jay Hillock, GON/LMU	81-84/90-92	6	39	39	.500	6.50
	Rob Chavez, POR	1994-00	6	39	59	.398	6.50
30.	Paul Westphal, PEP	2002-06	5	38	32	.543	7.60
	William Donovan, LMU	1953-61	6	38	38	.500	6.33
32.	Van Sweet, UOP	1952-63	11	37	95	.280	3.36
33.	Dick Baker, LMU	1968-73	5	33	37	.471	6.60
	Stu Inman, SJS	1961-66	6	33	43	.434	5.50
	Eric Reveno, POR	2007-present	5	33	37	.471	6.60
36.	Mike Cimino, SMC	1962-70	8	30	78	.278	3.75
37.	Lynn Nance, SMC	1986-89	3	29	15	.659	9.67
	Phil Vukicevich, USF	1966-71	4	29	27	.518	7.25
39.	Frank LaPorte, SMC	1973-79	6	28	54	.341	4.67
40.	Jim Carey, UNR	1977-79	3	26	16	.619	8.67
	Dave Benerdet, LMU	1973-79	6	26	56	.317	4.33
42.	Larry Steele, POR	1987-93	7	25	73	.255	3.57
43.	Jan Van Breda Kolff, PEP	1999-00	2	24	4	.857	12.00
	Kerry Keating, SCU	2008-present	4	24	32	.429	6.00
45.	Jerry Tarkanian, UNLV	1973-75	2	23	5	.821	11.50
	Dan Belluomini, USF	1978-80	2	23	7	.767	11.50
	John Bayer, UNLV	1970-73	3	23	19	.548	7.67
	Dan Glines, SJS	1966-69	3	23	19	.548	7.67
49.	Dan Monson, GON	1998-00	2	22	6	.786	11.00
	Pete Barry, USF	1980-82	2	22	6	.786	11.00
	Lorenzo Romar, PEP	1997-00	3	22	20	.524	7.33
	Bill Grier, USD	2008-present	4	22	34	.393	5.50
53.	Jessie Evans, USF	2004-08	3	21	21	.500	7.00
	John Olive, LMU	1992-97	5	21	49	.300	4.20
	Michael Holton, POR	2002-06	5	20	50	.286	4.00
	Rex Walters, USF	2008-present	3	20	22	.476	6.67
57.	Steve Aggers, LMU	2000-05	5	19	51	.271	3.80
58.	Jim Padgett, UNR	1972-76	4	18	36	.333	4.50
59.	Ralph Barkey, UCSB	1966-69	3	17	25	.405	5.67
60.	Jack Schalow, SEA	1978-81	2	16	14	.533	8.00
	Ed Goorjian, LMU	1980-85	5	16	48	.250	3.20
62.	Rodney Tention, LMU	2005-08	3	15	27	.357	5.00
	Dave Bollwinkel, SMC	1997-00	4	15	41	.268	3.75
64.	Art Gallon, UCSB	1964-66	2	12	16	.429	6.00
65.	Max Good, LMU	2008-present	3	11	31	.262	3.67
66.	Bucky Buckwalter, SEA	1971-72	1	10	4	.714	10.00
67.	Rolland Todd, UNLV	1969-70	1	9	5	.643	9.00
	Bill Vandenburg, FSU	1955-57	2	9	19	.321	4.50
	Thomas Foley, SMC	1950-55	3	9	23	.281	3.00
	Charles Bradley, LMU	1998-00	3	9	33	.214	3.00
	Bruce Hale, SMC	1970-73	3	9	33	.214	3.00
72.	Eddie Sutton, USF	2008	1	5	9	.357	5.00
	Ross Guidice, USF	1960-61	1	5	7	.417	5.00
74.	Eric Bridgeland, PEP	2008	1	4	8	.333	4.00
	Vance Walberg, PEP	2007-08	2	4	12	.250	4.00
	Paul Landreaux, SMC	1989-91	1	4	10	.286	4.00
	Tony Fuller, PEP	1994-96	2	4	13	.235	2.00
78.	Jack Spencer, UNR	1969-72	3	3	39	.071	1.00
79.	Marty Wilson, PEP	1996	1	2	9	.182	2.00
	Ron Jacobs, LMU	1979-80	1	2	14	.125	2.00



Carroll Williams
Santa Clara
All-Time Wins Leader



Phil Woolpert
San Francisco
Basketball Hall of Fame



Mark Few
Gonzaga
Top Winning
Percentage



Dick Davey
Santa Clara
Third In All-Time Wins

WCC Players of the Week 1981-2011

2010-11		12/31 Brandon Johnson, USD	2003-04	12/20 Kenyon Jones, USF
11/15 Steven Gray, GON		1/7 Matt Bouldin, GON	11/24 Tyrone Riley, USF	12/27 Dave Lalazarian, PEP
Luke Sikma, POR		1/15 Matt Bouldin, GON	12/1 Donald Wilson, POR	1/3 Nathan Fast, SCU
11/22 Angelo Caloiaro, USF		Ian O'Leary, SMC	Shaun Davis, PEP	1/10 Richie Frahm, GON
11/29 Jared Stohl, POR		1/22 Diamon Simpson, SMC	Donald Wilson, POR	1/17 Matt Santangelo, GON
12/6 Keion Bell, PEP		Brody Angley, SCU	Ronny Turiaf, GON	1/24 Richie Frahm, GON
12/13 Kevin Foster, SCU		1/29 Brandon Johnson, USD	12/15 Ronny Turiaf, GON	1/31 Tezale Archib, PEP
12/20 Time Douglas, POR		2/5 Todd Golden, SMC	12/22 Sherman Gay, LMU	2/7 Kenyon Jones, USF
12/27 Nemanja Mitrovic, POR		Rob Jones, USD	12/29 Cory Violette, GON	Craig Lewis, PEP
Mitchell Young, SMC		2/12 Jeremy Pargo, GON	1/5 Charles Brown, LMU	2/14 Darrell Tucker, USF
1/3 Mickey McConnell, SMC		2/19 Patrick Mills, SMC	1/12 Blake Stepp, GON	2/21 Tom Lippold, USD
1/10 Mickey McConnell, SMC		2/26 Daimon Simpson, SMC	1/19 Paul Marigney, SMC	2/28 Brian Jones, SCU
1/17 Robert Sacre, GON		3/4 Matt Bouldin, GON	Cory Violette, GON	
1/24 Kevin Foster, SCU			1/27 Daniel Kickert, SMC	1998-99
1/31 Tim Douglas, POR		2006-07	2/2 Alvin Broussard, USF	11/23 Jason Franklin, POR
Mickey McConnell, SMC		11/13 Matthew Knight, LMU	2/9 Paul Marigney, SMC	11/30 Gerald Zimmerman, USF
2/7 Rashad Green, USF		11/20 Ben Sullivan, POR	2/16 Alex Acker, PEP	Eric Schraeder, SMC
2/14 Mickey McConnell, SMC		11/27 Josh Heytvelt, GON	2/23 E.J. Rowland, SMC	12/7 Gerald Zimmerman, USF
2/21 Marquise Carter, GON		12/4 Derek Raivio, GON	3/1 Paul Marigney, SMC	12/14 Jeremy Eaton, GON
2/28 Marc Trasolini, SCU		12/11 Brandon Johnson, USD		12/21 Jimmie Rainwater, POR
		12/18 Ross DeRogatis, USD	2002-03	12/28 Eric Schraeder, SMC
2009-10		12/26 Adayah Miller, LMU	11/25 Brandon Worthy, LMU	1/4 Casey Calvary, GON
11/16 Ben Allen, SMC		1/2 Diamon Simpson, SMC	12/2 Jason Keep, USD	1/11 Richie Frahm, GON
De'Jon Jackson USD		1/9 Darren Cooper, POR	12/9 Blake Stepp, GON	1/18 Haywood Eaddy LMU
11/23 T.J. Campbell, POR		Antonio Kellogg, USF	12/16 Charles Brown, LMU	Willie Allen, LMU
Omar Samhan, SMC		1/16 Gyno Pomare, USD	12/23 Jimmy Miggins, PEP	Alex Lopez, SCU
11/30 T.J. Campbell, POR		Diamon Simpson, SMC	12/30 Shamell Stallworth, USF	2/1 Kelvin Gibbs, PEP
Steven Gray, GON		1/23 Diamon Simpson, SMC	Alex Acker, PEP	2/8 Ryan Williams, USD
12/7 Matt Bouldin, GON		1/30 Matt Bouldin, GON	1/6 Chase Poole, SMC	2/15 Quentin Hall, GON
Omar Samhan, SMC		2/6 Sean Denison, SCU	1/13 Blake Stepp, GON	2/22 Gerald Zimmerman, USF
12/14 Matthew Dellavedova, SMC		Adayah Miller, LMU	1/20 Jason Blair, USD	
Vernon Teel, LMU		2/13 Danny Pariseau, SCU	1/27 Blake Stepp, GON	1997-98
12/21 Omar Samhan, SMC		2/20 Brett Collins, SMC	2/3 Darrell Tucker, USF	11/17 Damian Cantrell, USF
12/28 Jared Stohl, POR		Chase Griffin, PEP	2/10 Andy Osborn, LMU	11/24 Matt Santangelo, GON
1/4 Elias Harris, GON		2/27 Micah Downs, GON	2/17 Darrell Tucker, USF	12/1 David Sivilich, SMC
Vernon Teel, LMU			2/24 Jason Blair, USD	12/8 Damian Cantrell, USF
1/11 Matt Bouldin, GON		2005-06	3/3 Darrell Tucker, USF	12/15 Bakari Hendrix, GON
Mychel Thompson, PEP		11/21 Wes Wardrop, LMU		12/22 Gerald Brown, PEP
1/18 Elias Harris, GON		11/28 Adam Morrison, GON	2001-02	12/29 Brian Miles, USD
Lorne Jackson, PEP		12/5 Ross DeRogatis, USD	11/20 Andy Osborn, LMU	1/5 Haywood Eaddy, LMU
1/25 Matt Bouldin, GON		Jerome Gumbs, USF	11/27 Zach Gourde, GON	1/12 Brian Miles, USD
2/1 Dior Lowhorn, USF		12/12 Adam Morrison, GON	12/4 Coky Rochin, POR	1/19 Lloyd Pierce, SCU
2/8 Matt Bouldin, GON		12/19 Daniel Kickert, SMC	12/10 Andre Laws, USD	1/26 Hakeem Ward, USF
Omar Samhan, SMC		12/26 Nick Lewis, USD	Cory Violette, GON	2/2 Peter Cornell, LMU
2/15 T.J. Campbell, POR		1/2 Travis Niesen, SCU	12/17 Cory Violette, GON	Dionn Holton, POR
2/22 Vernon Teel, LMU		1/10 Matthew Knight, LMU	12/31 Darrell Tucker, USF	2/9 Hakeem Ward, USF
3/1 Omar Samhan, SMC		Adam Morrison, GON	1/6 Dan Dickau, GON	2/16 Bakari Hendrix, GON
		1/17 J.P. Batista, GON	1/14 Dan Dickau, GON	Gerald Brown, PEP
2008-09		1/24 Adam Morrison, GON	1/21 Terrance Johnson, PEP	2/23 Bakari Hendrix, GON
11/17 Robin Smeulders, POR		1/31 Tashaan Forehan-Kelly, PEP	Darrell Tucker, USF	
11/24 Patrick Mills, SMC		Adam Morrison, GON	1/28 Devin Montgomery, PEP	1996-97
12/1 Jeremy Pargo, GON		2/7 Brandon Worthy, LMU	2/4 John Cox, USF	11/25 Chivo Anderson, POR
12/8 John Bryant, SCU		2/14 J.P. Batista, GON	2/11 Cory Violette, GON	12/2 Josh Unruh, SMC
Patrick Mills, SMC		2/21 Pooh Jeter, POR	2/18 Dan Dickau, GON	12/9 Marlon Garnett, SCU
12/15 Diamon Simpson, SMC		2/28 J.P. Batista, GON		12/16 Brad Millard, SMC
12/22 Omar Samhan, SMC			2000-01	12/23 Brian Bruso, USD
12/29 Diamon Simpson, SMC		2004-05	11/20 Kelvin Gibbs, PEP	12/30 Lorenzo Rollins, GON
1/5 Gyno Pomare, USD		11/22 Travis Niesen, SCU	11/27 Tom Lippold, USD	1/6 Brian Miles, USD
1/12 Matt Bouldin, GON		11/29 Alex Acker, PEP	12/11 Greg Laskey, LMU	1/13 Hakeem Ward, USF
1/19 Austin Daye, GON		12/6 Ronny Turiaf, GON	12/18 Tim Frost, POR	1/20 Brian Bruso, USD
1/26 John Bryant, SCU		12/13 Pooh Jeter, POR	1/2 Brandon Armstrong, PEP	1/27 Marlon Garnett, SCU
2/2 Nik Raivio, POR		12/20 Derek Raivio, GON	1/8 Travis Andrews, POR	2/3 Hakeem Ward, USF
2/9 John Bryant, SCU		12/27 John Cox, USF	1/15 Dan Dickau, GON	2/10 Lorenzo Rollins, GON
2/16 Keion Bell, PEP		1/3 J.P. Batista, GON	1/22 Brandon Armstrong, PEP	Eric Schraeder, SMC
2/23 Omar Samhan, SMC		Corey Belser, USD	1/29 Brandon Armstrong, PEP	2/17 Sean Flannery, USD
3/2 Josh Heytvelt, GON		1/10 Glen McGowan, PEP	2/5 Casey Calvary, GON	2/24 Jim Williamson, LMU
		Paul Marigney, SMC	2/12 Craig Lewis, PEP	
2007-08		1/17 Doron Perkins, SCU	Dan Dickau, GON	1995-96
11/12 Gyno Pomare, USD		1/24 Jerome Gumbs, USF	2/19 Steve Ross, SCU	11/27 Steve Nash, SCU
11/19 Dior Lowhorn, USF		1/31 Daniel Kickert, SMC	2/26 Dan Dickau, GON	12/4 Zerrick Campbell, USF
11/26 Patrick Mills, SMC		2/7 Derek Raivio, GON		12/11 Jim Williamson, LMU
12/3 Jeremy Pargo, GON		2/14 Ronny Turiaf, GON	1999-00	12/18 Gerald Brown, PEP
12/10 Tron Smith, SMC		2/21 Paul Marigney, SMC	11/22 Kenyon Jones, USF	12/26 Ime Oduok, LMU
12/17 Orlando Johnson, LMU		2/28 Daniel Kickert, SMC	11/29 Nick Sheppard, PEP	1/2 Greg Klosterman, POR
Gyno Pomare, USD			12/6 Kenyon Jones, USF	1/8 Scott Snider, GON
12/24 Patrick Mills, SMC			12/13 Darrell Tucker, USF	1/15 Steve Nash, SCU

WCC Players of the Week 1981-2011

1/22 Paul Rogers, GON
 1/29 Gerald Brown, PEP
 2/5 Jim Williamson, LMU
 2/12 Paul Rogers, GON
 2/19 Lorenzo Rollins, GON
 2/26 David Fizdale, USD

1994-95

11/28 Josh Unruh, SMC
 12/5 Steve Nash, SCU
 12/12 Ime Odouk, LMU
 12/19 Marlon Garnett, SCU
 12/26 John Duggan, USF
 1/2 Canaan Chatman, POR
 1/9 Steve Nash, SCU
 1/16 Lemont Daniels, POR
 1/23 Brent Farris, SMC
 1/30 Jumokey Horton, SMC
 2/6 Canaan Chatman, POR
 2/13 Marlon Garnett, SCU
 2/20 Art Wallace, USF
 2/27 Gerald Brown, PEP

1993-94

11/29 Matt Houle, POR
 12/6 Pete Eisenrich, SCU
 12/13 Orlando Smart, USF
 12/20 Steve Nash, SCU
 12/27 Chris Johnson, SMC
 1/3 Jeff Brown, GON
 1/10 Derek Noether, PEP
 1/17 Jeff Brown, GON
 1/24 Art Wallace, USF
 1/31 Scott Spink, GON
 2/7 Gerald Walker, USF
 2/14 Joe Temple, USD
 2/21 Damin Lopez, PEP
 2/28 Dana Jones, PEP

1992-93

12/7 Gylan Dottin, USD
 12/14 Chris Johnson, SMC
 12/21 Pete Eisenrich, SCU
 12/28 Dana Jones, PEP
 1/4 Orlando Smart, USF
 1/11 Doug Harris, USD
 1/18 Dana Jones, PEP
 1/25 Derek Noether, PEP
 2/1 Orlando Smart, USF
 2/8 Gerald Walker, USF
 2/15 Jeff Brown, GON
 2/22 Brain Brazier, SMC
 3/1 Jeff Brown, GON

1991-92

11/25 Dana Jones, PEP
 12/2 Dana Jones, PEP
 12/9 Darryl Johnson, USF
 12/16 Jeff Brown, GON
 12/23 Reed Watson, USD
 12/30 Jarrod Davis, GON
 1/6 Tim Owens, USF
 1/13 Doug Christie, PEP
 1/20 Rhea Taylor, SCU
 1/27 Terrell Lowery, LMU
 2/3 Jeff Brown, GON
 2/10 Peter McKelvey, POR
 2/17 Geoff Lear, PEP
 2/24 Eric Bamberger, SMC
 3/1 Doug Christie, PEP

1990-91

11/26 Doug Christie, PEP
 12/3 Anthony Thomas, USD
 12/10 Pat Holbert, USD
 12/17 Jarrod Davis, GON

12/24 Eric Bamberger, SMC
 1/2 Terrell Lowery, LMU
 1/7 Tim Owens, USF
 1/14 Anthony Thomas, USD
 1/21 Doug Christie, PEP
 1/28 Wayman Strickland, USD
 2/4 Melvin Chinn, SCU
 2/11 Terrell Lowery, LMU
 Thurman Watson, SMC
 2/18 Terrell Lowery, LMU
 2/25 Grant Tracy, POR

1989-90

11/27 Scott MacDonald, USF
 12/4 Hank Gathers, LMU
 12/11 Bo Kimble, LMU
 12/18 John Jerome, USD
 12/26 Bo Kimble, LMU
 1/2 Bo Kimble, LMU
 1/8 Bo Kimble, LMU
 Mike Vontoure, SMC
 1/15 Ron Reis, SCU
 1/22 Will McDowell, POR
 1/29 Bo Kimble, LMU
 2/5 Hank Gathers, LMU
 2/12 Pat Holbert, USD
 2/19 Joel DeBortoli, USF
 Craig Davis, PEP
 2/26 Bo Kimble, LMU

1988-89

11/28 Mark McCathrion, USF
 Doug Spradley, GON
 Dexter Howard, PEP
 12/5 Al Lewis, SMC
 12/12 Tom Lewis, PEP
 12/19 Tom Lewis, PEP
 12/27 Jens Gordon, SCU
 1/3 Hank Gathers, LMU
 1/9 Mark McCathrion, USF
 1/16 Jeff Fryer, LMU
 1/23 Hank Gathers, LMU
 1/30 Tom Lewis, PEP
 2/6 Hank Gathers, LMU
 2/13 Erick Newman, SMC
 2/20 Bo Kimble, LMU
 2/27 Joel DeBortoli, USF

1987-88

11/30 Tom Lewis, PEP
 12/7 Craig Davis, PEP
 12/14 Doug Spradley, GON
 12/21 Jim Pelton, USD
 12/28 Doug Spradley, GON
 1/4 Mike Yoest, LMU
 1/11 Tom Lewis, PEP
 1/18 Patrick Clardy, USF
 1/25 Hank Gathers, LMU
 2/1 Jens Gordon, SCU
 2/8 Levy Middlebrooks, PEP
 2/15 Keith Jackson, USF
 2/22 Bo Kimble, LMU
 2/29 Dan Curry, SMC

1986-87

12/1 Scott Thompson, USD
 12/8 Patrick Clardy, USF
 Mike Yoest, LMU
 12/15 Mike Yoest, LMU
 12/22 Mark McCathrion, USF
 1/5 Jim McPhee, GON
 1/12 Mike Yoest, LMU
 1/19 Greg Anthony, POR
 1/26 Paul Leonard, USF
 2/2 Greg Anthony, POR
 2/9 Scott Thompson, USD
 2/16 Jim McPhee, GON

2/23 Mark Manor, USD
 3/2 Craig Davis, PEP

1985-86

11/25 Fred Harris, POR
 12/2 Forrest McKenzie, LMU
 12/9 Keith Smith, LMU
 12/16 Dwayne Polee, PEP
 12/23 Keith Smith, LMU
 12/30 Steve Kenilvort, SCU
 1/6 Dwayne Polee, PEP
 1/13 Keith Smith, LMU
 1/20 Robert Haugen, SMC
 1/27 Mark Bostic, USD
 2/3 Mike Yoest, LMU
 2/10 Jeff Condil, GON
 2/17 Grant Gondrezick, PEP
 2/24 Paul Robertson, SMC
 3/3 Dale Haaland, GON
 3/10 Dwayne Polee, PEP

1984-85

11/26 Harold Keeling, SCU
 12/3 Keith Smith, LMU
 12/10 Harold Keeling, SCU
 12/17 Eric White, PEP
 1/7 Dwayne Polee, PEP
 1/14 Keith Smith, LMU
 1/21 Nick Vanos, SCU
 1/28 David Cooke, SMC
 2/4 Nick Vanos, SCU
 2/11 Harold Keeling, SCU
 2/18 Eric White, PEP
 2/25 Jon Korfas, PEP
 3/4 Tim Ruff, GON
 3/11 Nick Vanos, SCU

1983-84

12/5 Grant Gondrezick, PEP
 12/12 John Stockton, GON
 12/19 Harold Keeling, SCU
 Scott McCollum, PEP
 John Stockton, GON
 Mike Whitmarsh, USD
 1/8 Nick Vanos, SCU
 1/15 David Boone, SMC
 1/22 Nick Vanos, SCU
 1/29 Victor Anger, PEP
 2/5 Keith Smith, LMU
 2/12 David Boone, SMC
 John Stockton, GON
 Nick Vanos, SCU
 2/20 Anthony Reuss, USD
 Jeff Condil, GON
 2/27 Mike Whitmarsh, USD
 3/5 Harold Keeling, SCU
 Mike Whitmarsh, USD

1982-83

12/6 Dan Suttle, PEP
 12/13 Victor Anger, PEP
 12/20 Brian Fundingsland, POR
 1/3 Harold Keeling, SCU
 1/9 Peter Thibeaux, SMC
 1/15 Jason VanNort, GON
 1/22 Greg Goorgian, LMU
 1/29 Peter Thibeaux, SMC
 2/7 Orlando Phillips, PEP
 Dane Suttle, PEP
 2/13 Dane Suttle, PEP
 2/21 Steve Kenilvort, SCU
 Mike Whitmarsh, USD
 2/28 Mike Whitmarsh, USD
 3/7 Bryce McPhee, GON
 3/14 Nick Vanos, SCU

1981-82

12/14 Jose Slaughter, POR
 12/21 Quintin Dailey, USF
 1/4 Quintin Dailey, USF
 Orlando Phillips, PEP
 1/11 Bill Duffy, SCU
 1/18 Bill Dunlap, GON
 Orlando Phillips, PEP
 1/25 Ken McAlister, USF
 2/1 Quintin Dailey, USF
 2/8 Derryl Williams, SCU
 2/14 Boot Bond, PEP
 2/22 Dane Suttle, PEP
 3/1 Jose Slaughter, POR
 Dane Suttle, PEP

SINGLE SEASON HIGH

Adam Morrison, GON (2005-06) 6
 Bo Kimble, LMU (1989-90) 6

MULTIPLE HONORS (Min. 6)

Matt Bouldin, GON 8
 Bo Kimble, LMU 8
 Omar Samhan, SMC 7
 Darrell Tucker, USF 7
 Diamon Simpson, SMC 7
 Adam Morrison, GON 6
 Dan Dickau, GON 6
 Hank Gathers, LMU 6
 Jeff Brown, GON 6
 Keith Smith, LMU 6

WCC Individual Honors

COACH OF THE YEAR



Mark Few, GON
Eight-Time WCC Coach of the Year

PLAYER OF THE YEAR



Bill Cartwright, USF
Three-Time WCC Player of the Year

NEWCOMER OF THE YEAR



Dana Jones, PEP
1991 WCC Freshman of the Year

DEFENSIVE PLAYER OF THE YEAR



Diamon Simpson, SMC
Two-Time WCC Defensive Player of the Year

COACH OF THE YEAR

2010-11	Randy Bennett, SMC
2009-10	Mark Few, GON
2008-09	Eric Reveno, POR
2007-08	Mark Few, GON
	Randy Bennett, SMC
2006-07	Dick Davey, SCU
2005-06	Mark Few, GON
2004-05	Mark Few, GON
2003-04	Mark Few, GON
2002-03	Mark Few, GON
2001-02	Mark Few, GON
2000-01	Mark Few, GON
1999-00	Brad Holland, USD
1998-99	Brad Holland, USD
1997-98	Dan Monson, GON
1996-97	Dick Davey, SCU
1995-96	John Olive, LMU
1994-95	Dick Davey, SCU
1993-94	Dan Fitzgerald, GON
1992-93	Dick Davey, SCU
1991-92	Tom Asbury, PEP
1990-91	Tom Asbury, PEP
1989-90	Paul Westhead, LMU
1988-89	Lynn Nance, SMC
1987-88	Paul Westhead, LMU
1986-87	Hank Egan, USD
1985-86	Jim Harrick, PEP
	Hank Egan, USD
1984-85	Jim Harrick, PEP
1983-84	Jim Brovelli, USD
1982-83	Jim Harrick, PEP
1981-82	Jim Harrick, PEP
1980-81	Pete Barry, USF
	Dan Fitzgerald, GON
1979-80	Ron Jacobs, LMU
1978-79	Dan Belluomini, USF
1977-78	Jack Avina, POR
1976-77	Bob Gaillard, USF
1975-76	Gary Colson, PEP
1974-75	Jerry Tarkanian, UNLV
1973-74	Bill O'Connor, Seattle
1972-73	Jim Padgett, Nevada
1971-72	Bob Gaillard, USF
1970-71	Dick Edwards, Pacific
1969-70	Dick Garibaldi, SCU
1968-69	Dick Garibaldi, SCU
1967-68	Dick Garibaldi, SCU
1966-67	Dick Edwards, Pacific
1965-66	Dick Edwards, Pacific
1964-65	Pete Peletta, USF
1963-64	Pete Peletta, USF
1962-63	Pete Peletta, USF
1961-62	Duck Dowell, PEP
1960-61	Bill Donovan, Loyola

1959-60	Bob Feerick, SCU
1958-59	Jim Weaver, SMC
1957-58	Phil Woolpert, USF
1956-57	Phil Woolpert, USF
1955-56	Phil Woolpert, USF
1954-55	Phil Woolpert, USF
1953-54	Bob Feerick, SCU
1952-53	Bob Feerick, SCU

PLAYER OF THE YEAR

2010-11	Mickey McConnell, SMC
2009-10	Matt Bouldin, GON
2008-09	John Bryant, SCU
2007-08	Jeremy Pargo, GON
2006-07	Derek Raivio, GON
	Sean Denison, SCU
2005-06	Adam Morrison, GON
2004-05	Ronny Turiaf, GON
2003-04	Blake Stepp, GON
2002-03	Blake Stepp, GON
2001-02	Dan Dickau, GON
2000-01	Casey Calvary, GON
1999-00	Kenyon Jones, USF
1998-99	Eric Schraeder, SMC
1997-98	Bakari Hendrix, GON
1996-97	Marlon Garnett, SCU
1995-96	Steve Nash, SCU
1994-95	Steve Nash, SCU
1993-94	Jeff Brown, GON
1992-93	Dana Jones, PEP
1991-92	Doug Christie, PEP
1990-91	Doug Christie, PEP
1989-90	Bo Kimble, LMU
1988-89	Hank Gathers, LMU
1987-88	Levy Middlebrooks, PEP
1986-87	Scott Thompson, USD
1985-86	Dwayne Polee, PEP
1984-85	Dwayne Polee, PEP
1983-84	John Stockton, GON
1982-83	Orlando Phillips, PEP
	Dane Suttle, PEP
1981-82	Quintin Dailey, USF
1980-81	Quintin Dailey, USF
1979-80	Kurt Rambis, SCU
1978-79	Bill Cartwright, USF
1977-78	Bill Cartwright, USF
1976-77	Bill Cartwright, USF
1975-76	Marcos Leite, PEP
1974-75	Ricky Sobers, UNLV
1973-74	Frank Oleynick, Seattle
1972-73	William Averitt, PEP
1971-72	Mike Stewart, SCU
1970-71	John Gianelli, Pacific
1969-70	Dennis Awtrey, SCU
1968-69	Dennis Awtrey, SCU

1967-68	Rick Adelman, Loyola
1966-67	Keith Swagerty, Pacific
1965-66	Keith Swagerty, Pacific
1964-65	Ollie Johnson, USF
1963-64	Ollie Johnson, USF
1962-63	Steve Gray, SMC
1961-62	Harry Dinnell, PEP
	Steve Gray, SMC
1960-61	Tom Meschery, SMC
1959-60	Jerry Grote, Loyola
1958-59	LaRoy Doss, SMC
	Leroy Wright, Pacific
1957-58	Mike Farmer, USF
	Leroy Wright, Pacific
1956-57	Mike Farmer, USF
1955-56	Bill Russell, USF
1954-55	Ken Sears, SCU
1953-54	None
1952-53	Ken Sears, SCU

NEWCOMER OF THE YEAR

2010-11	Marquise Carter, GON
2009-10	Elias Harris, GON
2008-09	T.J. Campbell, POR
	Kevn Foster, SCU
2007-08	Patrick Mills, SMC
2006-07	Danny Pariseau, SCU
2005-06	Armondo Surratt, USF
2004-05	J.P. Batista, GON
2003-04	Brice Vounang, USD
2002-03	Alex Acker, PEP
2001-02	Terrance Johnson, PEP
2000-01	Blake Stepp, GON
1999-00	Darrell Tucker, USF
1998-99	Ryan Jones, POR
1997-98	Ali Thomas, USF
1996-97	Brian Jones, SCU
	Matt Santangelo, GON
1995-96	Brock Jacobsen, USD
1994-95	Dionn Holton, POR
1993-94	Jim Williamson, LMU
1992-93	Gerald Walker, USF
1991-92	Booker Newberry, SMC
1990-91	Dana Jones, PEP
1989-90	Matt Houle, POR
1988-89	Gylan Dottin, USD
	Erik Spoelstra, POR
1987-88	John Sayers, USD
1986-87	Greg Anthony, POR
1985-86	Robert Haugen, SMC
1984-85	Levy Middlebrooks, PEP
1983-84	Scott Thompson, USD
1982-83	Steve Kenilvort, SCU
1981-82	Scott Lamson, SCU
1980-81	Victor Anger, PEP

1979-80	Quintin Dailey, USF
1978-79	David Vann, SMC
1977-78	Mark McNamara, SCU
1976-77	Kurt Rambis, SCU
1975-76	Clint Richardson, Seattle
1974-75	Ollie Matson, PEP
1973-74	Marcos Leite, PEP
1972-73	*Jimmie Baker, UNLV
	Frank Oleynick, Seattle
	Pete Padgett, Nevada
1971-72	*Bob Florence, UNLV
	*Kevin Restani, USF

*Sophomore Player of the Year
% Newcomer of the Year award replaced the Freshman of the Year Award in 2003-04

DEFENSIVE PLAYER OF THE YEAR

2010-11	Troy Payne, SCU
2009-10	Omar Samhan, SMC
2008-09	Diamon Simpson, SMC
2007-08	Diamon Simpson, SMC
2006-07	Damian Martin, LMU
2005-06	Corey Belser, USD
2004-05	Erroll Knight, GON
2003-04	Sherman Gay, LMU
2002-03	Anthony Woodards, SMC
2001-02	Cedric Suitt, PEP
2000-01	Mark Spink, GON
1999-00	Mike Nilson, GON
1998-99	Tommie Prince, PEP

All-Conference Teams 1996-2011

2010-11

Matthew Dellavedova	SMC	G	SO
Kevin Foster	SCU	G	SO
Steven Gray	GON	G	SR
Rashad Green	USF	G	JR
Rob Jones	SMC	F	JR
Mickey McConnell*	SMC	G	SR
Nemanja Mitrovic	POR	G	JR
Robert Sacre	GON	C	JR
Luke Sikma	POR	F	SR
Michael Williams	USF	G	SO
Honorable Mention			
Peris Blackwell, USF; Elias Harris, GON; Lorne Jackson, PEP; Jared Stohl, POR; Vernon Teel, LMU; Mychel Thompson, PEP; Drew Viney, LMU			

2009-10

Matt Bouldin*	GON	G	JR
T.J. Campbell	POR	G	SR
Steven Gray	GON	G	JR
Elias Harris	GON	F	FR
Dior Lowhorn	USF	F	SR
Mickey McConnell	SMC	G	JR
Omar Samhan	SMC	C	SR
Robin Smeulders	POR	F	SR
Vernon Teel	LU	G	JR
Drew Viney	LMU	F	SO
Honorable Mention			
Keion Bell, PEP; Matthew Dellavedova, SMC; Brandon Johnson, USD; Luke Sikma, POR; Jared Stohl, POR; Mychel Thompson, PEP, Marc Trasolini, SCU			

2008-09

Matt Bouldin	GON	G	JR
John Bryant*	SCU	C	SR
T.J. Campbell	POR	G	JR
Josh Heytvelt	GON	F	SR
Dior Lowhorn	USF	F	JR
Patrick Mills	SMC	G	SO
Gyno Pomare	USD	F	SR
Nik Raivio	POR	G	JR
Omar Simpson	SMC	C	JR
Diamon Simpson	SMC	F	SR
Honorable Mention			
Austin Daye, GON; Kevin Foster, SCU; Steven Gray, GON; Jeremy Pargo, GON; Robin Smeulders, POR; Jared Stohl, POR			

2007-08

Brody Angley	SCU	G	SR
Matt Bouldin	GON	G	SO
John Bryant	SCU	C	JR
Brandon Johnson	USD	G	JR
Dior Lowhorn	USF	F	SO
Patrick Mills	SMC	G	FR
Jeremy Pargo*	GON	G	JR
David Pendergraft	GON	G	SR
Gyno Pomare	USD	F	JR
Diamon Simpson	SMC	F	JR
Honorable Mention			
Austin Daye, GON; Manny Quezada, USF; Omar Samhan, SMC; Malcolm Thomas, PEP			

2006-07

Darren Cooper	POR	G	SR
Sean Denison *	SCU	C	SR
Scott Dougherty	SCU	G/F	JR
Matthew Knight	LMU	F	SR
Jeremy Pargo	GON	G	SO
Danny Pariseau	SCU	G	SR
Gyno Pomare	USD	F/C	SO
Derek Raivio*	GON	G	SR
Diamon Simpson	SMC	F	SO
Alan Wiggins, Jr.	USF	F	SR
Honorable Mention			
Brody Angley, SCU; Brett Collins, SMC; Ross DeRogatis, USD; Chase Griffin, PEP; Brandon Johnson, USD; Antonio Kellogg, USF; Sean Mallon, GON; Adoyah Miller, LMU; Armondo Surratt, USF			

2005-06

J.P. Batista	GON	F/C	Sr
Pooh Jeter	POR	G	Sr
Daniel Kickert	SMC	F	Jr
Matthew Knight	LMU	F	Jr

Nick Lewis	USD	F	Sr
Adam Morrison*	GON	F	Jr
Travis Niesen	SCU	F	Sr
Armondo Surratt	USF	G	Jr
Wes Wardrop	LMU	G	Sr
Brandon Worthy	LMU	G	Jr
Honorable Mention			
Corey Belser, USD; Darren Cooper, POR; Ross DeRogatis, USD; Tashaan Forehan-Kelly, PEP; Alan Wiggins, Jr., USF			

2004-05

Alex Acker	PEP	G/F	Jr
John Cox	USF	G	Sr
Brandon Gay	USD	F	Sr
Daniel Kickert	SMC	F	Jr
Paul Marigney	SMC	G	Sr
Glen McGowan	PEP	F	Sr
Adam Morrison	GON	F	So
Doron Perkins	SCU	G	Sr
Derek Raivio	GON	G	So
Ronny Turiaf*	GON	F/C	Sr
Honorable Mention			
J.P. Batista, GON; Matthew Knight, LMU; Pooh Jeter, POR; E.J. Rowland, SMC; Tyrone Riley, Jr., USF; Brice Vounang, USD; Kyle Bailey, SCU, Travis Niesen, SCU			

2003-04

Yakhouba Diawara	PEP	F	Jr
Sherman Gay	LMU	F	Sr
Pooh Jeter	POR	G	So
Daniel Kickert	SMC	F	So
Paul Marigney	SMC	G	Jr
Glen McGowan	PEP	F	Jr
Blake Stepp*	GON	G	Sr
Ronny Turiaf	GON	F/C	Jr
Cory Violette	GON	F/C	Sr
Brice Vounang	USD	F/C	Jr
Honorable Mention			
Alex Acker, PEP, Terrance Johnson, PEP; Tyrone Riley, USF; Doron Perkins, SCU			

2002-03

Jason Blair	USD	F	Sr
John Cox	USF	G	Jr
Terrance Johnson	PEP	G	So
Jason Keep	USD	C	Sr
Jimmy Miggins	PEP	F	Sr
Blake Stepp*	GON	G	Jr
Samuel St. Jean	SMC	G	Sr
Darrell Tucker	USF	F	Sr
Ronny Turiaf	GON	C	So
Cory Violette	GON	F/C	Jr
Honorable Mention			
Brandon Worthy, LMU; Boomer Brazzle, PEP; Alex Acker, PEP; Casey Frandsen, POR; Donald Wilson, POR; Jim Howell, SCU			

2001-02

Kyle Bailey	SCU	G	So
Boomer Brazzle	PEP	F	Jr
Dan Dickau*	GON	G	Sr
Zach Gourde	GON	F	Jr
Andre Laws	USD	G	Sr
Jimmy Miggins	PEP	F	Jr
Coky Rochin	POR	F	Sr
Steve Ross	SCU	G/F	Sr
Darrell Tucker	USF	F	Jr
Cory Violette	GON	F/C	So
Honorable Mention			
Blake Stepp, GON; Glen McGowan, PEP; Terrance Johnson, PEP; Devin Montgomery, PEP; Casey Frandsen, POR; Chase Poole, SMC; Jason Blair, USD			

2000-01

Brandon Armstrong	PEP	G	Jr
Casey Calvary*	GON	F	Sr
Dan Dickau	GON	G	Jr
Tim Frost	POR	C	So
Kelvin Gibbs	PEP	F	Sr
Jamie Holmes	SCU	F	Sr
Brian Jones	SCU	G	Sr
James Lee	USF	F	Sr
Elton Mashack	LMU	F	Sr
Dana White	USD	G	Sr

Honorable Mention			
Zach Gourde, GON; Mark Spink, GON; Blake Stepp, GON; Marcus Smith, LMU; David Lalazarian, PEP; Jovan Harris, SMC; Tyler Field, USD; Andre Laws, USD; Darrell Tucker, USF			

1999-00

Nathan Fast	SCU	G	Jr
Richie Frahm	GON	G	Jr
Matt Santangelo	GON	G	Jr
Tezale Archie	PEP	G	Sr
Brandon Armstrong	PEP	G	So
Casey Calvary	GON	F	Jr
Kelvin Gibbs	PEP	F	Sr
Brian Jones	SCU	G	Jr
Kenyon Jones	USF	C	Sr
Darrell Tucker	USF	F	Fr
Honorable Mention			
Tommie Prince, PEP; Nick Sheppard, PEP; Ryan Jones, POR; Troy Collins, POR; Frank Allocco, SMC; Andre Laws, USD; Tom Lippold, USD			

1998-99

Haywood Eaddy	LMU	G	Sr
Jeremy Eaton	GON	C	Sr
Nathan Fast	SCU	G	Jr
Richie Frahm	GON	G	Jr
Jelani Gardner	PEP	G	Sr
Quentin Hall	GON	G	Sr
Matt Santangelo	GON	G	Jr
Eric Schraeder*	SMC	F	Sr
Ryan Williams	USD	F	Sr
Gerald Zimmerman	USF	G	Sr
Honorable Mention			
Casey Calvary, GON; Kelvin Gibbs, PEP; Brock Jacobsen, USD; Alex Lopez, SCU; Elton Mashack, LMU; Jimmie Rainwater, POR; Dana White, USD			

1997-98

Gerald Brown	PEP	G	Sr
Jelani Gardner	PEP	G	Jr
Bakari Hendrix*	GON	F	Sr
Bryan Hill	PEP	F	Sr
Dionn Holton	POR	G	Sr
Brian Jones	SCU	G	So
Brian Miles	USD	F	Sr
Matt Santangelo	GON	G	So
David Sivulich	SMC	G	Sr
Hakeem Ward	USF	F	Sr
Honorable Mention:			
Chivo Anderson, POR; Damian Cantrell, USF; Peter Cornell, LMU; Richie Frahm, GON; Lloyd Pierce, SCU; Eric Schraeder, SMC			

1996-97

Brian Brusio	USD	F	Sr
Marlon Garnett*	SCU	G	Sr
Bakari Hendrix	GON	F	Jr
Bryan Hill	PEP	F	Jr
Greg Klosterman	POR	C	Sr
Brad Millard	SMC	C	So
M.J. Nodilo	USF	G	Sr
Lorenzo Rollins	GON	G	Sr
David Sivulich	SMC	G	Jr
Hakeem Ward	USF	F	Jr
Jim Williamson	LMU	G	Sr
Honorable Mention			
Sean Flannery, USD; Dionn Holton, POR; Brian Jones, SCU; Marc McDowell, PEP; Brian Miles, USD; Matt Santangelo, GON			

1995-96

Gerald Brown	PEP	G	Jr
Kyle Dixon	GON	G	Sr
David Fizdale	USD	G	Sr
Brendan Graves	SCU	C	Sr
Jumoke Horton	SMC	C	Sr
Steve Nash*	SCU	G	Sr
Ime Oduok	LMU	F	Sr
Paul Rogers	GON	C	Jr
Gerald Walker	USF	G	Sr
Jim Williamson	LMU	G	Jr

All-Conference 1976-1995

1994-95

Gerald Brown	PEP	G	So
Canaan Chatman	POR	G	Sr
Kyle Dixon	GON	G	Jr
Brent Farris	SMC	F	Sr
Marlon Garnett	SCU	G	So
Doug Harris	USD	G	Sr
Jumoke Horton	SMC	C	Jr
Steve Nash*	SCU	G	Jr
Ime Oduok	LMU	F	Jr
Curt Ranta	POR	C	Sr
Gerald Walker	USF	G	Jr

1993-94

Brooks Barnhard	USD	F	Sr
Jeff Brown*	GON	C	Sr
Canaan Chatman	POR	F	Jr
Geoff Goss	GON	G	Sr
Dana Jones	PEP	F	Sr
Wyking Jones	LMU	F	Sr
Chris Johnson	SMC	G	Sr
Damin Lopez	PEP	G	Sr
Orlando Smart	USF	G	Sr
Gerald Walker	USF	G	Jr

1992-93

Brian Brazier	SMC	F	Sr
Jeff Brown*	GON	C	Jr
Gylan Dottin	USD	G	Sr
Pete Eisenrich	SCU	F	Sr
Doug Harris	USD	G	Sr
Dana Jones	PEP	F	Jr
DeWayne Lewis	SCU	F	Sr
Zan Mason	LMU	F	Sr
Derek Noether	PEP	C	Sr
Orlando Smart	USF	G	Jr
Grant Tracy	POR	F	Sr

1991-92

Eric Bamberger	SMC	F	Sr
Jeff Brown	GON	C	So
Doug Christie*	PEP	G	Sr
Jarrod Davis	GON	G	Sr
Darryl Johnson	USF	F	Sr
Dana Jones	PEP	F	So
Geoff Lear	PEP	F	Sr
Terrell Lowery	LMU	G	Sr
Ron Reis	SCU	C	Sr
Kelvin Woods	USD	F	Sr

1990-91

Eric Bamberger	SMC	F	Jr
Doug Christie*	PEP	G	Jr
Jarrod Davis	GON	G	Jr
Geoff Lear	PEP	F	Jr
Terrell Lowery	LMU	G	Jr
Tim Owens	USF	G	Sr
Richard Petruska	LMU	C	Jr
Ron Reis	SCU	C	Jr
Rhea Taylor	SCU	F	Sr
Kelvin Woods	USD	F	Jr

1989-90

Jeffy Connelly	SCU	F	Sr
Craig Davis	PEP	G	Sr
Joel DeBortoli	USF	F	Sr
Hank Gathers	LMU	F	Sr
Jeff Fryer	LMU	G	Sr
Dexter Howard	PEP	F	Sr
John Jerome	USD	F	Sr
Bo Kimble*	LMU	G	Sr
Geoff Lear	PEP	F	So
Josh Lowery	POR	G	Sr
Jim McPhee	GON	G	Sr

1988-89

Dan Curry	SMC	F	Sr
Hank Gathers*	LMU	F	Jr
Jens Gordon	SCU	F	Sr
Robert Haugen	SMC	F	Sr
Dexter Howard	PEP	F	Jr
Tom Lewis	PEP	G	Jr
Mark McCathrion	USF	F	Sr
Jim McPhee	GON	G	Jr
Erick Newman	SMC	F	Sr

Doug Spradley	GON	G	Sr
---------------	-----	---	----

1987-88

Corey Gaines	LMU	G	Sr
Hank Gathers	LMU	F	So
Robert Haugen	SMC	F	Jr
Keith Jackson	USF	G	Sr
Bo Kimble	LMU	G	So
Tom Lewis	PEP	G	So
Levy Middlebrooks*	PEP	F	Sr
Doug Spradley	GON	G	Jr
Dan Weiss	SCU	F	Sr
Mike Yoest	LMU	F	Sr

1986-87

Greg Anthony	POR	G	Fr
Dale Haaland	GON	C	Sr
Robert Haugen	SMC	F	So
Nils Madden	USD	F	Sr
Mark McCathrion	USF	F	So
Jim McPhee	GON	G	So
Levy Middlebrooks	PEP	F	Jr
Scott Thompson*	USD	C	Sr
Eric White	PEP	F	Sr
Mike Yoest	LMU	F	Jr

1985-86

Jeff Condill	GON	G	Sr
Fred Harris	POR	G	Sr
Steve Kenilvort	SCU	G	Sr
Forrest McKenzie	LMU	G	Sr
Pete Murphy	USD	F	Sr
Dwayne Polee*	PEP	G	Sr
Paul Robertson	SMC	G	Sr
Keith Smith	LMU	G	Sr
Scott Thompson	USD	C	Jr
Eric White	PEP	F	Jr

1984-85

David Cooke	SMC	F	Sr
Eric Cooks	SMC	F	Sr
Anthony Frederick	PEP	F	Sr
Harold Keeling	SCU	G	Sr
Dwayne Polee*	PEP	G	Jr
Anthony Reuss	USD	F	Sr
Keith Smith	LMU	G	Jr
Scott Thompson	USD	C	Jr
Nick Vanos	SCU	C	Sr
Eric White	PEP	F	So

1983-84

Victor Anger	PEP	F	Sr
David Boone	SMC	F	Sr
Harold Keeling	SCU	G	Jr
Forrest McKenzie	LMU	G	Jr
Paul Pickett	SMC	F	Jr
Anthony Reuss	USD	F	Jr
Keith Smith	LMU	G	So
John Stockton*	GON	G	Sr
Nick Vanos	SCU	C	Jr
Mike Whitmarsh	USD	F	Sr

1982-83

Dennis Black	POR	F	Sr
Greg Goojian	LMU	F	Sr
Gary Hopkins	SCU	F	Sr
Harold Keeling	SCU	G	Jr
Forrest McKenzie	LMU	F	Sr
Bryce McPhee	GON	G	Sr
Orlando Phillips*	PEP	F	Sr
Paul Pickett	SMC	F	Sr
John Stockton	GON	G	Sr
Dane Suttle*	PEP	F	Sr
Peter Thibeaux	SMC	F	Sr
Mike Whitmarsh	USD	F	Sr

1981-82

Wallace Bryant	USF	F	Sr
Boot Bond	PEP	F	Sr
Quintin Dailey*	USF	F	Sr
Bill Dunlap	GON	F	Sr
Orlando Phillips	PEP	F	Sr
Jose Slaughter	POR	F	Sr
Dane Suttle	PEP	F	Sr
Peter Thibeaux	SMC	F	Sr

David Vann	SMC
Derryl Williams	SCU

1980-81

Don Baldwin	GON
Boot Bond	PEP
Wallace Bryant	USF
Quintin Dailey*	USF
John Hegwood	USF
Jim McCloskey	LMU
Gary Mendenhall	SCU
Bill Sadler	PEP
Jose Slaughter	POR
David Vann	SMC

1979-80

First Team	
Ricardo Brown	PEP
Jim McCloskey	LMU
Rick Raivio	POR
Kurt Rambis*	SCU
David Vann	SMC
Second Team	
Darwin Cook	POR
Quintin Dailey	USF
Tony Fuller	PEP
Jeff Moore	LMU
Jawann Oldham	SEA
Carl Pierce	GON

1978-79

First Team	
Ricardo Brown	PEP
Bill Cartwright*	USF
Michael Gray	NEV
Doug Jemison	USF
Clint Richardson	SEA
Second Team	
Ken Jones	SMC
Ollie Matson	PEP
Jawann Oldham	SEA
Rick Raivio	POR
Londale Theus	SCU

1977-78

First Team	
Winford Boynes	USF
Bill Cartwright*	USF
Johnny High	NEV
Rick Raivio	POR
Clint Richardson	SEA
Second Team	
Eddie Joe Chavez	SCU
Darwin Cook	POR
Chubby Cox	USF
Ray Ellis	PEP
Edgar Jones	NEV
Ken Jones	SMC
Mark McNamara	SCU
Nick Pappageorge	SMC

1976-77

First Team	
Winford Boynes	USF
Bill Cartwright*	USF
James Hardy	USF
Edgar Jones	NEV
Kurt Rambis	SCU
Second Team	
Chubby Cox	USF
Nick Pappageorge	SMC
Marlon Redmond	USF
Clint Richardson	SEA
Flintie Ray Williams	PEP

1975-76

First Team	
Ralph Baker	SMC
Winford Boynes	USF
Dennis Johnson	PEP
Marcos Leite*	PEP
Ollie Matson	PEP
Pete Padgett	NEV
Clint Richardson	SEA
Second Team	

All-Conference 1953-1975

Bill Cartwright	USF	Ralph Ogden	SCU	Joe Ellis	USF	1957-58	
James Hardy	USF	Bill Stricker	UOP	Ollie Johnson*	USF	First Team	
Edgar Jones	NEV	Second Team		Dave Lee	USF	Gene Brown	USF
Luther Philyaw	LMU	Odis Allison	UNLV	Leo Middleton	UOP	Mike Farmer*	USF
Marlon Redmond	USF	Richard Dixon	LU	Bill Wilson	UOP	Sterling Forbes	PEP
1974-75		John Gianelli	UOP	Second Team		Dick Sigaty	SMC
First Team		Steve Sims	PEP	Roland Betts	PEP	Leroy Wright*	UOP
Marcos Leite	PEP	Louis Small	UNLV	Tom Lee	UCSB	Second Team	
Frank Oleynick	SEA	1968-69		Jim Moore	SMC	Art Day	USF
Pete Padgett	NEV	First Team		S.T. Saffold	SJS	Tom Donahue	LU
Luther Philyaw	LMU	Dennis Awtrey*	SCU	Dick Schiendler	LU	LaRoy Doss	SMC
Marlon Redmond	USF	Pete Cross	USF	Russ Vrankovich	SCU	Gil Egeland	SJS
Ricky Sobers*	UNLV	Darnell Hillman	SJS	1962-63		Frank Sobrero	SMC
Second Team		Bud Ogden	SCU	First Team			
Jerry Belotti	SCU	Bill Stricker	UOP	Harry Dinnell	PEP		
Brad Dean	LMU	Second Team		Steve Gray*	SMC		
Glen Gondrezick	UNLV	Coby Dietrick	SJS	Ollie Johnson	USF	1956-57	
Eddie Owens	UNLV	Jim Haderlein	LU	Gene Shields	SCU	First Team	
Maurice Harper	SMC	Ralph Ogden	SCU	Bob Warlick	PEP	Gary Alcorn	FSU
Dick Skophammer	PEP	Steve Rippe	UCSB	Second Team		Garnette Brown	LU
Tony Styles	USF	Bobby Sands	PEP	Dennis Bates	SJS	Gene Brown	USF
1973-74		1967-68		Leroy Jackson	SCU	Mike Farmer*	USF
First Team		First Team		Joe Lee	SMC	Odell Johnson	SMC
Bob Florence	UNLV	Rick Adelman*	LU	Lloyd Moffat	USF	Second Team	
Frank Oleynick*	SEA	Dennis Awtrey	SCU	Joe Weiss	SCU	Marv Branstrom	SJS
Pete Padgett	NEV	Dennis Black	USF	1961-62		LaRoy Doss	SMC
Kevin Restani	USF	Steve Ebey	PEP	First Team		Dick Garibaldi	SCU
Phil Smith	USF	Bud Ogden	SCU	Bob Gaillard	USF	Rich Montgomery	SCU
Second Team		Jerry West	SMC	Ed Bento	LU	Mack Taylor	PEP
Jimmie Baker	UNLV	Art Wilmore	USF	Steve Gray*	SMC	1955-56	
Eric Fernsten	USF	Second Team		Ken Stanley	UOP	First Team	
Maurice Harper	SMC	Fred Carpenter	UOP	Bob Warlick	PEP	Odell Johnson	SMC
Marcos Leite	PEP	Pete Cross	USF	Second Team		K.C. Jones	USF
Dave Webber	NEV	Pat Foley	UOP	Harry Dinnell*	PEP	Rich Montgomery	SCU
1972-73		Tom Jones	UOP	Jerry Grote	LU	Bill Russell*	USF
First Team		Dick Zembal	LU	Leroy Jackson	SCU	John Thomas	UOP
William Averitt	PEP*	1966-67		Gene Shields	SCU	Second Team	
Jimmie Baker	UNLV	First Team		Tom Sheridan	SMC	Dave Benaderet	LU
Kevin Restani	USF	Rick Adelman	LU	1960-61		Tom Cranem	SJS
Phil Smith	USF	Dennis Black	USF	First Team		Hal Perry	USF
Mike Stewart	SCU	Dave Fox	UOP	Ed Bento	LU	Tom Salvino	LU
Second Team		Mike Gervasoni	SCU	Bob Gaillard	USF	Mike Wadsworth	SMC
Bob Florence	UNLV	Hal Grant	PEP	Jerry Grote	LU	1954-55	
Frank Oleynick	SEA	Keith Swagerty*	UOP	Tom Meschery*	SMC	First Team	
Pete Padgett	NEV	Second Team		Ken Stanley	UOP	K.C. Jones	USF
Steve Smith	LU	Dick Kolberg	UCSB	Second Team		Jerry Mullen	USF
Greg Williams	SEA	Bob Krulish	UOP	Steve Gray	SMC	Bill Russell	USF
1971-72		Bud Ogden	SCU	Leroy Jackson	SCU	Ken Sears*	SCU
First Team		Steve Schlink	SJS	Pete Lillevand	SCU	Carroll Williams	SJS
Bob Florence	UNLV	Don Snyder	USF	Tom Ryan	LU	Second Team	
Byron Jones	USF	1965-66		Gene Shields	SCU	Clyde Conner	UOP
Gary Ladd	SEA	First Team		Ed Thomas	USF	Bud Hjelm	SJS
Steve Smith	LU	Joe Ellis	USF	1959-60		Bill Sanchez	SMC
Mike Stewart*	SCU	Russ Gumina	USF	First Team		John Thomas	UOP
Duane Williamson	LU	Erwin Mueller	USF	Sterling Forbes	PEP	Mike Wadsworth	SMC
Second Team		S.T. Saffold	SJS	Jerry Grote*	LU	1953-54	
William Averitt	PEP	Keith Swagerty	UOP*	Tom Meschery	SMC	First Team	
Mike Collins	SEA	Second Team		Robert Sims	PEP	Bill Sanchez	SMC
Phil Smith	USF	Dave Fox	UOP	Frank Sobrero	SMC	Ken Sears	SCU
Booker Washington	UNLV	Mike Gervasoni	SCU	Second Team		Bill Russell	USF
Greg Williams	SEA	Tandy Holmes	PEP	Ed Bento	LU	Carroll Williams	SJS
1970-71		Bob Krulish	UOP	Bob Gaillard	USF	Jim Young	SCU
First Team		Eric Paulson	SCU	Jim Russi	SCU	Second Team	
Richard Dixon	LU	1964-65		Tom Ryan	LU	Clyde Conner	UOP
John Gianelli*	UOP	First Team		Joe Sheaff	SCU	Frank Evangelho	USF
Jim Haderlein	LU	Joe Ellis	USF	Ken Stanley	UOP	Bud Hjelm	SJS
Bob Thomason	UOP	Ollie Johnson	USF*	Leroy Wright	UOP	Al Mangin	UOP
Booker Washington	UNLV	Bob Krulish	UOP	1958-59		Mike Wadsworth	SMC
Second Team		Erwin Mueller	USF	First Team		1952-53	
Odis Allison	UNLV	S.T. Saffold	SJS	LaRoy Doss*	SMC	First Team	
Johnny Burks	USF	Second Team		Sterling Forbes	PEP	Bill Bagley	SMC
Jim McCargo	UOP	Russ Banko	UCSB	Dave Klurman	UOP	George McLaughlin	SMC
Marty Petersen	SCU	Roland Betts	PEP	Frank Sobrero	SMC	Ken Sears	SCU*
Steve Sims	PEP	Mike Gervasoni	SCU	Leroy Wright*	UOP	Gene Sosnick	UOP
1969-70		Russ Gumina	USF	Second Team		Phil Vukicevich	USF
First Team		Eric Paulson	SCU	Joe Barry	SMC		
Dennis Awtrey*	SCU	Keith Swagerty	UOP	Bobby Blue	PEP		
Pete Cross	USF	1963-64		Fred LaCour	USF		
Jim Haderlein	LU	First Team		Tom Meschery	SMC		
				Bill Wagner	LU		

*Player of the Year

All-Conference By School

GONZAGA	(37/65)
Don Baldwin	1981
J.P. Batista	2006
Matt Bouldin	2008, 09, 10*
Jeff Brown	1992, 93, 94*
Casey Calvary	2000, 01*
Jeff Condiill	1986
Jarrold Davis	1991, 92
Dan Dickau	2001, 2002*
Kyle Dixon	1995, 96
Bill Dunlap	1982
Jeremy Eaton	1999
Richie Frahm	1999, 00
Geoff Goss	1994
Zach Gourde	2001, 2002
Steven Gray	2010, 11
Dale Haaland	1987
Quentin Hall	1999
Elias Harris	2010
Bakari Hendrix	1997, 98*
Josh Heytvelt	2009
Bryce McPhee	1983
Jim McPhee	1987, 89, 90
Adam Morrison	2005, 06*
Jeremy Pargo	2007, 08*
David Pendergraft	2008
Carl Pierce	1980
Derek Raivio	2005, 07*
Paul Rogers	1996
Lorenzo Rollins	1997
Robert Sacre	2011
Matt Santangelo	1998, 99, 00
Doug Spradley	1988, 89
Mark Spink	2000
Blake Stepp	2001, 02, 03*, 04*
John Stockton	1983, 84*
Ronny Turiaf	2003, 04, 05*
Cory Violette	2002, 03, 04

LOYOLA MARYMOUNT	(42/66)
Rick Adelman	1967, 68*
Dave Benaderet	1956 ²
Ed Bento	1960 ² , 61, 62
Garnette Brown	1957
Richard Dixon	1970 ² , 71
Brad Dean	1975 ²
Tom Donahue	1958 ²
Haywood Eaddy	1999
Jeff Fryer	1990
Corey Gaines	1988
Hank Gathers	1988, 89*, 90
Sherman Gay	2004
Greg Goorjian	1983
Jerry Grote	1960*, 61, 62 ²
Jim Haderlein	1969 ² , 70, 71
Wyking Jones	1994
Bo Kimble	1988, 90*
Matthew Knight	2006, 07
Terrell Lowery	1991, 92
Elton Mashack	2001
Zan Mason	1993
Jim McCloskey	1980, 81
Forrest McKenzie	1983, 84, 86
Jeff Moore	1980 ²
Ime Oduok	1995, 96
Richard Petruska	1991
Luther Philyaw	1975, 76 ²
Tom Ryan	1960 ² , 61 ²
Tom Salvino	1956 ²
Dick Schiendler	1964 ²
Keith Smith	1984, 85, 86
Marcus Smith	2001
Steve Smith	1972, 73 ²
Vernon Teel	2010
Drew Viney	2010
Bill Wagner	1959 ²
Wes Wardrop	2006
Duane Williamson	1972
Jim Williamson	1996, 97

Brandon Worthy	2006
Mike Yoest	1987, 88
Dick Zembal	1968 ²

FRESNO STATE	(1/1)
Gary Alcorn	1957

NEVADA-LAS VEGAS	(8/13)
Odus Allison	1970 ² , 71 ²
Jimmie Baker	1973, 74 ²
Bob Florence	1972, 73 ² , 74
Glen Gondrezick	1975 ²
Eddie Owens	1975 ²
Louis Small	1970 ²
Ricky Sobers	1975*
Booker Washington	1971, 72 ²


NEVADA-RENO	(5/10)
Michael Gray	1979
Johnny High	1978
Edgar Jones	1976 ² , 77, 78 ²
Pete Padgett	1973 ² , 74, 75, 76
Dave Webber	1974 ²

PACIFIC	(19/32)
Gene Sosnick	1953
Fred Carpenter	1968 ²
Clyde Conner	1954 ² , 55 ²
Pat Foley	1968 ²
Dave Fox	1966 ² , 67
John Gianelli	1970 ² , 71*
Tom Jones	1968 ²
Dave Kluman	1959
Bob Krulish	1965, 66 ² , 67 ²
Al Mangin	1954 ²
Jim McCargo	1971 ²
Leo Middleton	1964
Ken Stanley	1960 ² , 61, 62
Bill Stricker	1969, 70
Keith Swagerty	1965 ² , 66*, 67*
John Thomas	1955 ² , 56
Bob Thomas	1971
Bill Wilson	1964
Leroy Wright	1958*, 59*, 60 ²

PEPPERDINE	(42/85)
Alex Acker	2005
Victor Anger	1984
Tezale Archie	2000
Brandon Armstrong	2000, 01
William Averitt	1972 ² , 73*
Roland Betts	1964 ² , 65 ²
Bobby Blue	1959 ²
Boot Bond	1981, 82
Boomer Brazzle	2002
Gerald Brown	1995, 96, 98
Ricardo Brown	1979, 80
Doug Christie	1991*, 92*
Craig Davis	1990
Yakhouba Diawara	2004
Harry Dinnell	1962*, 63
Steve Ebey	1968
Ray Ellis	1978 ²
Sterling Forbes	1958, 59, 60
Anthony Frederick	1985
Tony Fuller	1980 ²
Jelani Gardner	1998, 99
Kelvin Gibbs	2000, 01
Hal Grant	1967
Bryan Hill	1997, 98
Tandy Holmes	1966 ²
Dexter Howard	1989, 90
Dennis Johnson	1976
Terrance Johnson	2003
Dana Jones	1992, 93*, 94
David Lalazarian	2001
Geoff Lear	1990, 91, 92
Marcos Leite	1974 ² , 75, 76*
Tom Lewis	1988, 89

Damin Lopez	1994
Ollie Matson, Jr.	1976, 79 ²
Glen McGowan	2004, 05
Levy Middlebrooks	1987, 88*
Jimmy Miggins	2002, 2003
Devin Montgomery	2002
Derek Noether	1993
Orlando Phillips	1982, 83*
Duane Polee	1985*, 86*
Bill Sadler	1981
Bobby Sands	1969 ²
Robert Sims	1960
Steve Sims	1970 ² , 71 ²
Dick Skophammer	1975 ²
Dane Suttle	1982, 83*
Mack Taylor	1957 ²
Bob Warlick	1962, 63
Eric White	1985, 86, 87
Flintie Ray Williams	1977 ²

PORTLAND	(20/27)
Greg Anthony	1987
Dennis Black	1983
T.J. Campbell	2009, 10
Canaan Chatman	1994, 95
Darwin Cook	1978 ² , 80 ²
Darren Cooper	2007
Tim Frost	2001
Fred Harris	1986
Dionn Holton	1998
Pooh Jeter	2004, 06
Greg Klosterman	1997
Josh Lowery	1990
Nemanja Mitrovic	2011
Rick Raivio	1978, 79 ² , 80
Curt Ranta	1995
Coky Rochin	2002
Luke Sikma	2011
Jose Slaughter	1981, 82
Robin Smeulders	2010



Pooh Jeter, Portland

Grant Tracy	1993
-------------	------

SAINT MARY'S	(46/78)
Bill Bagley	1953
Ralph Baker	1976
Eric Bamberger	1991, 92
Joe Barry	1959 ²
David Boone	1984
Brian Brazier	1993
David Cooke	1985
Eric Cooks	1985
Dan Curry	1989
Matthew Dellavedova	2011
LaRoy Doss	1957 ² , 58 ² , 59*
Brent Farris	1995
Steve Gray	1961 ² , 62*, 63*

All-Conference By School

Maurice Harper	1974 ² , 75 ²
Robert Haugen	1987, 88, 89
Jumoke Horton	1995, 96
Ken Jones	1978 ² , 79 ²
Rob Jones	2011
Chris Johnson	1994
Odell Johnson	1956, 57
Daniel Kickert	2004, 05, 06
Joe Lee	1963 ²
Paul Marigney	2004, 05
Mickey McConnell	2010, 11*
George McLaughlin	1953
Tom Meschery	1959 ² , 60, 61*
Brad Millard	1997
Patrick Mills	2008, 09
Jim Moore	1964 ²
Erick Newman	1989
Nick Pappageorge	1977 ² , 78 ²
Paul Pickett	1983, 84
Paul Robertson	1986
Omar Samhan	2009, 10
Samuel St. Jean	2003
Bill Sanchez	1954, 55 ²
Eric Schraeder	1999
Tom Sheridan	1962 ²
Dick Sigaty	1957
Diamon Simpson	2007, 08, 09
David Sivulich	1997, 98
Frank Sobrero	1958 ² , 59, 60
Peter Thibeaux	1982, 83



Daniel Kickert, Saint Mary's

David Vann	1980, 81, 82
Mike Wadsworth	1954 ² , 55 ² , 56 ²
Jerry West	1968

SAN DIEGO	(23/31)
Brooks Barnhard	1994
Jason Blair	2003
Brian Bruso	1997
Gylan Dottin	1993
David Fizardle	1996
Brandon Gay	2005
Doug Harris	1993, 95
John Jerome	1990
Brandon Johnson	2008
Jason Keep	2003
Andre Laws	2002
Nick Lewis	2006
Nils Madden	1987
Brian Miles	1998
Pete Murphy	1986
Gyno Pomare	2007, 08, 09
Anthony Reuss	1984, 85
Scott Thompson	1985, 86, 87*
Brice Voungang	2004
Dana White	2001
Mike Whitmarsh	1983, 84

Ryan Williams	1999
Kelvin Woods	1991, 92
SAN JOSE STATE	(10/14)
Dennis Bates	1963 ²
Marv Branstrom	1957 ²
Coby Dietrick	1969 ²
Gil Egeland	1958 ²
Darnell Hillman	1969
S.T. Saffold	1964 ² , 65, 66
Steve Schlink	1967 ²
Carroll Williams	1954, 55
Bud Hjelm	1954 ² , 55 ²
Tom Cranem	1956 ²

SAN FRANCISCO	(56/96)
Winford Boynes	1976, 77, 78
Dennis Black	1968
Gene Brown	1957, 58
Wallace Bryant	1981, 82
Johnny Burks	1971 ²
Bill Cartwright	1976 ² , 77*, 78*, 79*
Chubby Cox	1977 ² , 78 ²
John Cox	2003, 05
Pete Cross	1968 ² , 69, 70
Quintin Dailey	1980 ² , 81*, 82*
Art Day	1958 ²
Joel DeBortoli	1990
Joe Ellis	1964, 65, 66
Frank Evangelho	1954 ²
Mike Farmer	1957*, 58*
Eric Fernsten	1974 ²
Bob Gaillard	1960 ² , 61, 62
Rashad Green	2011
Russ Gumina	1965 ² , 66
James Hardy	1976 ² , 77
John Hegwood	1981
Keith Jackson	1988
Doug Jemison	1979
Darryl Johnson	1992
Ollie Johnson	1963, 64*, 65*
Byron Jones	1972
K.C. Jones	1955, 56
Kenyon Jones	2000*
Fred LaCour	1959 ²
Dave Lee	1964
James Lee	2001
Dior Lowhorn	2008, 09, 10
Mark McCathrion	1987, 89
Lloyd Moffat	1963 ²
Erwin Mueller	1965, 66
Jerry Mullen	1955
M.J. Nodilo	1997
Tim Owens	1991
Hal Perry	1956 ²
Marlon Redmond	1975, 76 ² , 77 ²
Kevin Restani	1973, 74
Bill Russell	1954, 55, 56*
Orlando Smart	1993, 94
Phil Smith	1972 ² , 73, 74
Don Snyder	1967 ²
Tony Styles	1975 ²
Armondo Surratt	2006
Ed Thomas	1961 ²
Darrell Tucker	2000, 02, 03
Phil Vukicevich	1953
Gerald Walker	1994, 95, 96
Hakeem Ward	1997, 98
Alan Wiggins, Jr.	2007
Michael Williams	2011
Art Wilmore	1968
Gerald Zimmerman	1999
SANTA BARBARA	(4/4)
Russ Banko	1965 ²
Tom Lee	1964 ²
Dick Kolberg	1967 ²
Steve Rippe	1969 ²

SANTA CLARA	(52/79)
Brody Angley	2008
Dennis Awtray	1968, 69*, 70*
Kyle Bailey	2002
Jerry Belotti	1975 ²
John Bryant	2008, 09*
Eddie Joe Chavez	1978 ²
Jeffrey Connelly	1990
Sean Denison	2007*
Scott Dougherty	2007
Pete Eisenrich	1993
Nathan Foster	1999, 2000
Kevin Foster	2011
Dick Garibaldi	1957 ²
Marlon Garnett	1995, 97
Mike Gervasoni	1965 ² , 66 ²
Jens Gordon	1989
Brendan Graves	1996
Jaime Holmes	2001
Gary Hopkins	1983
Leroy Jackson	1961 ² , 62 ² , 63 ²
Brian Jones	1998, 2000, 01
Harold Keeling	1983, 84, 85
Steve Kenilvort	1986
DeWayne Lewis	1993
Pete Lillevand	1961 ²
Mark McNamara	1978 ²
Gary Mendenhall	1981
Rich Montgomery	1956, 57 ²
Steve Nash	1995*, 96*
Travis Niesen	2006
Bud Ogden	1967 ² , 68, 69
Ralph Ogden	1969, 70
Danny Pariseau	2007
Eric Paulson	1965 ² , 66 ²
Doron Perkins	2005
Marty Petersen	1971 ²
Kurt Rambis	1977, 80*
Ron Reis	1991, 92
Steve Ross	2002
Jim Russi	1960 ²
Ken Sears	1953*, 54, 55*
Joe Sheaff	1960 ²
Gene Shields	1961 ² , 62 ² , 63
Mike Stewart	1972*, 73, 74
Rhea Taylor	1991
Londale Theus	1979 ²
Nick Vanos	1984, 85
Russ Vrankovich	1964 ²
Dan Weiss	1988
Joe Weiss	1963 ²
Derryl Williams	1982
Jim Young	1954

SEATTLE	(6/13)
Mike Collins	1972 ²
Gary Ladd	1972
Jawann Oldham	1979 ² , 80 ²
Frank Oleynick	1973 ² , 74*, 75
Clint Richardson	1976, 77 ² , 78, 79
Greg Williams	1972 ² , 73 ²

FOUR-TIME 1st or 2nd TEAM All-WCC

Bill Cartwright, San Francisco
 Pete Padgett, Nevada-Reno
 Clint Richardson, Seattle
 Blake Stepp, Gonzaga

THREE-TIME PICKS (56 total)

San Francisco (12), Saint Mary's (9), Santa Clara (8), Pepperdine (7), Loyola Marymount (6), Gonzaga (5), Pacific (4), San Diego (2), Portland (1), Nevada-Reno (1), UNLV (1), San Jose State (1), Seattle (1)
 *Player of the Year ²Second Team Pick
 (Individuals/Total Selections)

WCC All-Americans

1955

Larry Dugan, Pepperdine
Bill Russell, San Francisco (1st)
Ken Sears, Santa Clara

1956

Bill Russell, San Francisco (1st)
K.C. Jones, San Francisco (2nd)

1958

Mike Farmer, San Francisco (2nd)

1960

Sterling Forbes, Pepperdine

1962

Bob Warlick, Pepperdine

1964

Ollie Johnson, San Francisco

1965

Ollie Johnson, San Francisco

1969

Bud Odgen, Santa Clara (2nd)

1970

Dennis Awtrey, Santa Clara

1973

William Averitt, Pepperdine
Mike Stewart, Santa Clara

1974

Phil Smith, San Francisco

1976

Marcos Leite, Pepperdine

1977

Bill Cartwright, San Francisco (2nd)
Winford Boynes, San Francisco
James Hardy, San Francisco

1978

Winford Boynes, San Francisco
Bill Cartwright, San Francisco

1979

Bill Cartwright, San Francisco (2nd)
Rick Raivio, Portland

1980

Rick Raivio, Portland
Darwin Cook, Portland

1981

Jose Slaughter, Portland

1982

Quintin Dailey, San Francisco (1st)
Boot Bond, Pepperdine
Bill Dunlap, Gonzaga
Jose Slaughter, Portland

1983

Mike Whitmarsh, San Diego

1984

John Stockton, Gonzaga

1986

Dwayne Polee, Pepperdine

1990

Hank Gathers, Loyola Marymount (2nd)
Bo Kimble, Loyola Marymount (2nd)

1991

Doug Christie, Pepperdine

1992

Doug Christie, Pepperdine

1996

Steve Nash, Santa Clara

2002

Dan Dickau, Gonzaga (1st)

2003

Blake Stepp, Gonzaga

2004

Blake Stepp, Gonzaga (2nd)
Ronny Turiaf, Gonzaga

2005

Adam Morrison, Gonzaga
Ronny Turiaf, Gonzaga

2006

Adam Morrison, Gonzaga (1st)

2007

Sean Denison, Santa Clara
Derek Raivio, Gonzaga

2008

Jeremy Pargo, Gonzaga

2009

John Bryant, Santa Clara

2010

Omar Samhan, Saint Mary's

2011

Mickey McConnell, Saint Mary's

(Honorable mention unless noted)



Bill Russell
San Francisco



Hank Gathers
Loyola Marymount



Blake Stepp
Gonzaga

WCC Players In The NBA

GONZAGA

Mike Champion
Austin Daye
Dan Dickau
Richie Frahm
Adam Morrison
John Stockton
Ronny Turiaf

LOYOLA MARYMOUNT

Rick Adelman
Corey Gaines
Norman Glick
Jerry Grote
Bo Kimble
Forrest McKenzie
Richard Petruska
Keith Smith

PEPPERDINE

Alex Acker
Brandon Armstrong
Bird Averitt
Gerald Brown
Doug Christie
Yakhouba Diawara
Anthony Frederick
Tony Fuller
Grant Gondrezick
Dennis Johnson
Bob O'Brien
Dwayne Polee
Bobby Sims
Dane Suttle
Bob Warlick
Eric White

PORTLAND

Greg Anthony
Darwin Cook
Pooh Jeter
Andy Johnson
Ray Scott
Jose Slaughter

SAINT MARY'S

Tom Meschery
Patrick Mills
Brian Shaw
Peter Thibaux

SAN DIEGO

Stan Washington


SAN FRANCISCO

Winford Boynes
Wallace Bryant
Bill Cartwright
Chubby Cox
Pete Cross
Quintin Dailey
Joe Ellis
Mike Farmer
Eric Fernsten
James Hardy
K.C. Jones
Fred LaCour
Don Lofgran
Joe McNamee
Erwin Mueller
Paul Napolitano
Marlon Redmond
Billy Reid
Kevin Restani
Bill Russell
Fred Scolari
Phil Smith
Guy Williams

SANTA CLARA

Dennis Awtrey
Marlon Garnett
Harold Keeling
Steve Nash
Bud Ogden
Ralph Ogden
Kurt Rambis
Ken Sears
Nick Vanos

Since WCC formed in 1952



Steve Nash
Santa Clara



K.C. Jones
San Francisco



Adam Morrison
Gonzaga

WCC Series Results

GON vs. LMU

Overall: GON leads 56-21
WCC: GON leads 50-18

1973-74	GON	86-72
1976-77	LMU	68-59
1978-79	GON	70-55
1979-80	#LMU	86-72
	#LMU	84-79
1980-81	GON	64-48
	GON	63-60
1981-82	GON	78-69
	GON	79-68
1982-83	¥LMU	74-70
	LMU	66-61
	GON	87-77
1983-84	¥LMU	70-68
	GON	84-66
	GON	73-70
1984-85	GON	72-68
	GON	51-48
1985-86	LMU	66-54
	GON	81-79
1986-87	GON	114-101
	GON	93-88
1987-88	LMU	85-72
	LMU	116-100
1988-89	LMU	113-104
	LMU	147-136
	†LMU	101-98
1989-90	LMU	144-100
	LMU	94-88
	†LMU	121-84
1990-91	LMU	91-79
	LMU	86-76
1991-92	GON	97-95
	LMU	95-92
1992-93	GON	65-64
	GON	87-73
1993-94	LMU	82-80
	GON	21-85
	†GON	91-76
1994-95	GON	88-72
	GON	68-53
1995-96	LMU	83-69
	GON	81-68
1996-97	GON	71-60
	GON	77-75
1997-98	GON	93-68
	GON	107-84
	†GON	79-78
1998-99	GON	105-78
	GON	85-72
1999-00	GON	103-56
	GON	101-77
2000-01	GON	84-64
	GON	101-68
2001-02	GON	94-60
	GON	72-51
	CGON	82-64
2002-03	GON	85-73
	LMU	80-74
2003-04	GON	74-60
	GON	87-57
2004-05	GON	76-65
	GON	61-58
2005-06	GON	92-80
	GON	79-70
	†GON	68-67
2006-07	GON	97-62
	LMU	67-61
2007-08	GON	91-68
	GON	83-50
2008-09	GON	93-60
	GON	91-54
2009-10	GON	85-69
	LMU	74-66
	†GON	77-62
2010-11	GON	92-75
	GON	67-57

GON vs. PEP

Overall: PEP leads 36-35
WCC: PEP leads 35-34

1979-80	GON	79-70
	PEP	76-75
1980-81	PEP	81-75
	PEP	56-54

1981-82	PEP	76-67
	PEP	73-59
1982-83	GON	69-68
	PEP	68-58
1983-84	PEP	56-55
	PEP	69-62
1984-85	PEP	59-55
	PEP	69-58
1985-86	PEP	79-67
	PEP	87-64
1986-87	PEP	87-78
	GON	84-60
	†PEP	76-73
1987-88	GON	70-63
	PEP	84-59
	†PEP	81-70
1988-89	PEP	74-70
	PEP	69-66
1989-90	PEP	68-67
	PEP	74-69
1990-91	PEP	80-56
	PEP	84-56
1991-92	PEP	68-66
	PEP	75-63
	†PEP	73-70
1992-93	PEP	67-66
	GON	63-52
1993-94	GON	0-48
	GON	66-56
1994-95	GON	93-67
	GON	86-61
1995-96	GON	87-66
	GON	94-80
	†GON	76-48
1996-97	GON	72-56
	PEP	80-65
1997-98	GON	77-64
	PEP	65-64
1998-99	GON	83-52
	PEP	75-70
1999-00	GON	62-57
	PEP	80-69
2000-01	GON	69-65
	GON	93-79
	GON	82-69
2001-02	PEP	88-79
	GON	91-78
	†GON	96-90
2002-03	GON	92-72
	GON	78-63
2003-04	GON	87-70
	GON	93-73
2004-05	GON	86-62
	GON	82-75
2005-06	GON	102-73
	GON	81-71
2006-07	GON	69-52
	GON	82-57
2007-08	GON	92-57
	GON	101-59
2008-09	GON	83-69
	GON	95-58
2009-10	GON	91-84
	GON	72-54
2010-11	GON	92-75
	GON	63-44

GON vs. POR

Overall: GON 87-65
WCC: GON leads 51-14

1947-48	GON	51-50
	GON	44-39
	POR	47-40
	GON	46-37
1948-49	POR	60-51
	POR	57-56
	GON	52-50
	GON	57-32
1949-50	POR	75-64
	POR	59-42
	GON	71-50
	POR	66-52
1950-51	POR	64-50
	POR	65-63
	POR	77-61
	POR	78-57
1951-52	POR	79-56

	POR	69-58
	POR	61-57
	POR	81-62
1952-53	POR	90-81
	GON	72-67
	POR	77-72
	GON	83-72
1953-54	GON	78-65
	POR	75-61
	POR	82-73
	GON	81-76
1954-55	GON	86-84
	GON	95-78
	GON	92-83
	GON	90-82
1955-56	POR	91-66
	POR	76-73
	POR	85-70
	GON	76-73
1956-57	POR	64-62
	GON	71-67
	POR	81-67
	POR	83-69
1957-58	POR	64-50
	GON	63-59
	POR	70-56
	POR	72-62
1958-59	POR	70-65
	GON	75-48
	POR	66-64
	POR	63-50
1959-60	GON	55-54
	POR	71-58
	GON	80-60
	POR	78-73
1960-61	POR	73-55
	POR	63-47
	POR	68-54
	POR	88-68
	POR	81-63
1961-62	POR	68-55
	GON	65-52
1962-63	GON	61-54
	GON	59-53
1963-64	POR	99-80
	POR	105-100
	POR	88-84
1964-65	POR	80-69
	GON	90-81
1965-66	POR	82-75
	GON	81-78
1966-67	GON	70-67
	GON	82-72
1967-68	GON	60-54
	POR	4-82
1968-69	GON	53-49
	GON	100-79
1969-70	POR	95-84
1970-71	GON	82-67
1971-72	POR	77-68
1972-73	GON	76-73
1973-74	POR	69-51
1977-78	POR	81-76
1978-79	POR	91-76
1979-80	POR	79-77
	GON	89-79
1980-81	GON	80-62
	POR	70-66
1981-82	POR	65-61
	POR	58-56
1982-83	POR	61-60
	GON	56-51
1983-84	GON	73-54
	GON	56-55
1984-85	POR	59-58
	POR	56-54
1985-86	GON	63-62
	GON	54-52
1986-87	GON	87-55
	GON	61-58
1987-88	GON	76-67
	GON	67-63
1988-89	GON	91-75
	GON	76-66
1989-90	POR	68-64
	POR	84-68
1990-91	GON	82-78

	POR	67-63
1991-92	GON	86-73
	GON	83-81
1992-93	GON	71-53
	POR	65-63
	†GON	77-57
1993-94	GON	91-63
	GON	75-71
1994-95	GON	74-59
	POR	74-71
	†GON	80-67
1995-96	GON	95-72
	POR	67-66
	†POR	76-68
1996-97	GON	79-67
	GON	76-59
1997-98	GON	89-72
	GON	73-60
1998-99	GON	104-57
	GON	82-73
1999-00	GON	84-66
	GON	81-57
2000-01	GON	81-57
	GON	77-72
2001-02	GON	102-67
	GON	94-80
2002-03	GON	70-67
	POR	72-68
2003-04	GON	80-65
	GON	79-69
2004-05	GON	91-79
	GON	84-68
2005-06	GON	81-64
	GON	97-83
2006-07	GON	80-68
	GON	87-67
2007-08	GON	79-41
	GON	73-51
2008-09	GON	67-50
	GON	93-78
2009-10	GON	81-78
	GON	76-49
2010-11	GON	74-61
	GON	67-64

GON vs. SMC

Overall: GON leads 52-25
WCC: GON leads 46-23

1976-77	SMC	82-80
1977-78	SMC	84-73
1979-80	SMC	91-79
	GON	73-72
1980-81	GON	59-50
	GON	64-63
1981-82	GON	61-58
	GON	75-73
1982-83	SMC	59-50
	SMC	51-46
1983-84	SMC	52-51
	SMC	72-70
1984-85	GON	57-55
	SMC	67-53
1985-86	GON	79-61
	GON	77-67
1986-87	GON	70-51
	SMC	49-48
1987-88	SMC	77-64
	SMC	72-63
1988-89	SMC	67-45
	SMC	67-63
1989-90	SMC	61-53
	GON	75-62
1990-91	SMC	83-75
	GON	73-69
1991-92	GON	69-65
	SMC	65-57
1992-93	GON	82-64
	GON	79-55
1993-94	GON	72-69
	GON	88-78
1994-95	SMC	68-63
	SMC	73-66
	†GON	69-59
1995-96	GON	81-71
	GON	83-82
	†GON	64-54
1996-97	GON	80-57

GON vs. USD

Overall: GON leads 57-21
WCC: GON leads 51-18

1979-80	GON	72-62
	GON	78-66
1980-81	GON	53-47
	GON	68-54
1981-82	GON	70-61
	GON	63-53
1982-83	GON	64-55
	USD	58-53
1983-84	GON	60-58
	USD	71-69
1984-85	GON	58-45
	USD	58-43
1985-86	USD	58-43
	GON	68-61
1986-87	GON	58-46
	USD	61-48
1987-88	GON	70-52
	GON	78-53
1988-89	GON	71-66
	GON	88-71
1989-90	USD	68-58
	USD	73-65
1990-91	USD	89-80
	GON	70-64
	†USD	72-62
1991-92	GON	71-69
	GON	58-50
	†GON	61-48
1992-93	GON	79-64
	GON	69-66
1993-94	GON	80-68
	USD	82-73
	†USD	83-75
1994-95	USD	80-70
	GON	71-63
	†GON	74-57
1995-96	GON	60-53
	GON	69-59
1996-97	USD	80-74
	USD	76-69
	†USD	64-59
1997-98	GON	71-69
	USD	84-83
	†GON	74-59
1998-99	USD	75-59

USF vs. SCU
Overall: SCU leads 101-97
WCC: SCU leads 62-56

1936-37	SCU	36-25
	USF	34-31
1937-38	SCU4	4-37
	USF	41-38
1938-39	SCU	34-25
	SCU	54-41
1939-40	USF	34-33
	SCU	45-20
	SCU	52-38
1940-41	SCU	61-41
	SCU	68-33
1941-42	SCU	47-42
	SCU	35-25
1942-43	USF	54-39
	SCU	34-29
	USF	48-31
1945-46	SCU	46-35
	SCU	44-40
1946-47	SCU	40-31
	USF	43-35
	SCU	45-37
1947-48	USF	52-42
	USF	51-31
1948-49	USF	57-47
	USF	49-43
1949-50	USF	50-36
	SCU	51-43*
1950-51	USF	53-44
	SCU	57-48
	SCU	42-41
1951-52	USF	44-38
	SCU	59-58
	SCU	51-50
1952-53	USF	59-48
	SCU	61-58
1953-54	SCU	54-52
	SCU	74-49
	USF	60-47
1954-55	USF	54-44
	USF	66-52
	USF	73-61
1955-56	USF	74-56
	USF	80-44
1956-57	SCU	51-47
	USF	58-47
1957-58	USF	65-42
	USF	67-50
1958-59	SCU	60-54
	SCU	70-64
1959-60	USF	44-38
	SCU	84-67
1960-61	*USF	45-42
	SCU	51-45
	SCU	51-38
1961-62	*SCU	53-37
	SCU	50-35
	SCU	60-58
1962-63	*USF	84-60
	SCU	66-56
	USF	62-61
1963-64	USF	72-66
	SCU	60-47
1964-65	*SCU	73-71
	USF	89-77
	USF	90-68
1965-66	*USF	76-65
	USF	83-64
	USF	93-80
1966-67	USF	77-74
	SCU	64-62
1967-68	USF	70-68
	SCU	70-60
1968-69	¥SCU	78-56
	SCU	86-66
	SCU	72-47
1969-70	¥SCU	70-49
	USF	70-64
	SCU	72-60
1970-71	¥SCU	65-59
	SCU	63-59
	USF	72-67
1971-72	¥USF	70-60
	SCU	73-68*
	USF	72-67
1972-73	USF	78-69
	SCU	83-72
1973-74	USF	78-48
	USF	77-69

1974-75	¥USF	81-66	
	USF	98-78	
	USF	78-70	
1975-76	USF	63-49	
	USF	86-73	
1976-77	USF	74-68	
	USF	71-70	
1977-78	USF	74-66	
	USF	92-73	
1978-79	USF	75-74	
	USF	94-86	
1979-80	SCU	61-59	
	SCU	85-74	
1980-81	SCU	70-63	
	USF	90-63	
1981-82	SCU	77-57*	
	USF	91-83	
1985-86	SCU	67-57	
	SCU	72-55	
1986-87	SCU	70-53	SC
	USF	71-66	SF
1987-88	SCU	69-65	SC
	SCU	69-67	SF
	†SCU	90-88	SC
1988-89	SCU	88-50	SF
	USF	65-62	SC
	†SCU	69-64	SF
1989-90	SCU	63-61	SF
	USF	88-83	SC
1990-91	SCU	86-59	SC
	SCU	83-70	SF
1991-92	SCU	74-71	SF
	USF	81-69	SC
1992-93	SCU	91-80	SC
	SCU	77-76	SF
1993-94	USF	71-69	SF
	SCU	88-77	SC
	†USF	76-74	SC
1994-95	SCU	80-63	SF
	SCU	82-62	SC
1995-96	SCU	70-57	SF
	SCU	65-41	SC
1996-97	SCU	82-67	SC
	USF	72-64	SF
1997-98	SCU	63-57	SF
	USF	83-75*	SC
	†USF	85-83	SC
1998-99	¥USF	66-52	SJ
	SCU	59-56	SC
	SCU	68-61	SF
1999-00	SCU	86-83	SC
	USF	74-71	SF
2000-01	SCU	89-82	SC
	SCU	63-52	SF
2001-02	USF	77-59	SF
	SCU	77-67	SC
2002-03	USF	55-52	SC
	USF	78-65	SF
2003-04	SCU	64-53	SC
	USF	64-48	SF
2004-05	USF	62-60	SC
	USF	73-70	SF
	†SCU	67-60	SC
2005-06	USF	72-64	SC
	SCU	83-78	SF
2006-07	SCU	61-58	SF
	SCU	74-62	SC
2007-08	SCU	66-48	SF
	SCU	87-55	SC
	†SCU	51-50	SD
2008-09	SCU	70-54	SC
	USF	67-66*	SF
2009-10	SCU	66-65	SF
	USF	71-68*	SC
2010-11	USF	74-67	SC
	USF	68-62	SF
	%SCU	95-91	SF

KEY: S = Spokane; LA = Los Angeles; MA = Malibu; MO = Moraga; SC = Santa Clara; SD = San Diego; SF = San Francisco; SJ = San Jose; LV = Las Vegas *-WCC pre-season tournament; †-WCC tournament; %-CIT; • Overtime

All Time Non-League Record						
ALL GAMES			DIVISION I			
Year	W	L	PCT	W	L	PCT
2011	77	62	.554	66	62	.516
2010	79	68	.538	77	68	.531
2009	66	64	.508	54	63	.462
2008	59	71	.454	52	71	.423
2007	59	69	.461	48	68	.414
2006	55	54	.505	51	53	.490
2005	*79	40	*.664	*72	40	*.643
2004	61	54	.530	53	54	.495
2003	61	54	.530	56	53	.513
2002	52	54	.490	44	54	.448
2001	55	58	.486	46	57	.446
2000	65	50	.565	61	50	.550
1999	62	50	.554	51	50	.505
1998	62	40	.608	54	40	.574
1997	46	52	.469	36	51	.414
1996	66	36	.647	56	36	.609
1995	60	40	.600	52	39	.571
1994	57	43	.570	42	43	.494
1993	57	46	.553	44	46	.489
1992	60	47	.561	51	44	.537
1991	51	56	.477	44	54	.449
1990	42	65	.393	34	65	.343
1989	62	48	.564	50	48	.510
1988	67	40	.626	50	40	.556
1987	68	39	.636	44	39	.530
1986	63	50	.558	40	48	.455
1985	73	42	.635	47	41	.534
1984	63	50	.558	39	49	.443
1983	51	50	.505	28	47	.373
1982	68	45	.602	39	44	.470
1981	58	47	.552	29	46	.387
1980	50	52	.490			
1979	72	39	.649			
1978	67	41	.620			
1977	66	41	.617			
1976	45	60	.429			
1975	60	38	.612			
1974	57	45	.559			
1973	53	48	.525			
1972	44	53	.454			
1971	43	53	.448			
1970	54	39	.581			
1969	54	40	.574			
1968	56	41	.577			
1967	43	51	.457			
1966	46	52	.469			
1965	41	54	.432			
1964	41	55	.427			
1963	48	44	.522			
1962	50	46	.521			
1961	55	43	.561			
1960	49	50	.495			
1959	39	50	.438			
1958	50	43	.538			
1957	54	40	.574			
1956	52	43	.547			
1955	44	25	.638			
1954	36	30	.545			
1953	35	39	.473			

All-Time Standings 1992-11

2010-11	WCC GAMES						OVERALL					
	W	L	PCT	GB	H	A	W	L	PCT	H	A	N
Gonzaga ! # \$	11	3	.786	--	6-1	5-2	25	10	.714	14-2	6-4	5-4
Saint Mary's # ^	11	3	.786	--	6-1	5-2	25	9	.735	15-3	6-4	4-2
San Francisco %	10	4	.714	1.0	6-1	4-3	19	15	.559	13-4	4-9	1-3
Santa Clara %	8	6	.571	3.0	5-2	3-4	24	14	.632	15-5	8-6	1-3
Portland %	7	7	.500	4.0	5-2	2-5	20	12	.625	13-2	7-7	0-3
Pepperdine	5	9	.357	6.0	4-3	1-6	12	21	.364	7-7	2-13	3-1
San Diego	2	12	.143	9.0	2-5	0-7	6	24	.200	5-9	0-12	1-3
Loyola Marymount	2	12	.143	9.0	2-5	0-7	11	21	.344	7-7	2-12	2-2

! WCC Regular Season Champion; # WCC Tournament Champion; \$ NCAA Tournament team; ^ NIT team; % CIT team

2009-10	W	L	PCT	GB	ALL
Gonzaga †	12	2	.857	--	27-7
Saint Mary's	11	3	.786	1.0	28-5
Portland	10	4	.714	2.0	21-11
Loyola Marymount	7	7	.500	5.0	18-16
San Francisco	7	7	.500	5.0	12-18
San Diego	3	11	.214	9.0	11-21
Santa Clara	3	11	.214	9.0	11-21
Pepperdine	3	11	.214	9.0	7-24

2008-09	W	L	PCT	GB	ALL
Gonzaga †	14	0	1.000	--	28-5
Saint Mary's	10	4	.714	4.0	28-6
Portland	9	5	.643	5.0	19-13
Santa Clara	7	7	.500	7.0	16-17
San Diego	6	8	.429	8.0	16-16
Pepperdine	5	9	.357	9.0	9-23
Portland	3	11	.214	11.0	11-19
Loyola Marymount	2	12	.143	12.0	3-28

2007-08	W	L	PCT	GB	ALL
#24 Gonzaga	13	1	.929	--	25-7
Saint Mary's	12	2	.857	1.0	25-6
San Diego †	11	3	.786	2.0	21-13
Santa Clara	6	8	.429	7.0	15-16
San Francisco	5	9	.357	8.0	10-21
Pepperdine	4	10	.286	9.0	11-21
Portland	3	11	.214	10.0	9-22
Loyola Marymount	2	12	.143	11.0	5-26

2006-07	W	L	PCT	GB	ALL
Gonzaga †	11	3	.786	--	23-10
Santa Clara	10	4	.714	1.0	21-10
Saint Mary's	8	6	.571	3.0	17-15
San Francisco	8	6	.571	3.0	13-18
San Diego	6	8	.429	5.0	18-14
Loyola Marymount	5	9	.357	6.0	13-18
Portland	4	10	.286	7.0	9-23
Pepperdine	4	10	.286	7.0	8-23

2005-06	W	L	PCT	GB	ALL
Gonzaga †	14	0	1.00	--	29-4
Saint Mary's	8	6	.571	6.0	17-12
Loyola Marymount	8	6	.571	6.0	12-18
San Francisco	7	7	.500	7.0	11-17
San Diego	6	8	.429	8.0	18-12
Santa Clara	5	9	.357	9.0	13-16
Portland	5	9	.357	9.0	11-18
Pepperdine	3	11	.214	11.0	7-20

2004-05	W	L	PCT	GB	ALL
Gonzaga †	12	2	.857	---	26-5
Saint Mary's	11	3	.786	1	25-9
San Diego	7	7	.500	5	16-13
Santa Clara	7	7	.500	5	15-16
Pepperdine	6	8	.429	6	17-14
San Francisco	6	8	.429	6	17-14
Portland	4	10	.286	8	15-15
Loyola Marymount	3	11	.214	9	11-17

2003-04	W	L	PCT	GB	ALL
Gonzaga †	14	0	1.000	---	28-3
Saint Mary's	9	5	.642	5	19-12
Pepperdine	9	5	.642	5	15-16
San Francisco	7	7	.500	7	17-14
Santa Clara	6	8	.428	8	16-16
Loyola Marymount	5	9	.357	9	15-14
Portland	5	9	.357	9	11-17
San Diego	1	13	.071	13	4-26

2002-03	W	L	PCT	GB	ALL
Gonzaga	12	2	.857	---	24-9
San Diego †	10	4	.714	2	18-12
San Francisco	9	5	.642	3	15-14
Pepperdine	7	7	.500	5	15-13
Saint Mary's	6	8	.428	6	15-15
Portland	4	10	.285	8	11-17
Loyola Marymount	4	10	.285	8	11-20
Santa Clara	4	10	.285	8	13-15

2001-02	W	L	PCT	GB	ALL
#16 Gonzaga †	13	1	.928	---	29-4
Pepperdine	13	1	.928	---	22-9
Santa Clara	8	6	.571	5	13-15
San Francisco	8	6	.571	5	13-15
San Diego	7	7	.500	6	16-13
Saint Mary's	3	11	.214	10	9-20
Loyola Marymount	2	12	.142	11	9-20
Portland	2	12	.142	1	6-24

2000-01	W	L	PCT	GB	ALL
#20 Gonzaga	13	1	.928	---	26-7
Pepperdine	12	2	.857	1	22-9
Santa Clara	10	4	.714	3	20-12
San Diego	7	7	.500	6	16-13
San Francisco	5	9	.357	8	12-18
Loyola Marymount	5	9	.357	8	9-19
Portland	4	10	.285	9	11-17
Saint Mary's	0	14	.000	13	2-26

1999-00	W	L	GB	PCT	ALL
Pepperdine	12	2	---	.857	25-9
Gonzaga	11	3	1	.786	26-9
San Diego	10	4	2	.714	20-9
Santa Clara	9	5	3	.643	19-12
San Francisco	7	7	5	.500	19-9
Portland	4	10	8	.286	10-18
Saint Mary's	3	11	9	.214	8-19
Loyola Marymount	0	14	12	.000	2-25

1998-99	W	L	GB	PCT	ALL
Gonzaga	12	2	---	.857	28-7
Pepperdine	9	5	3	.643	19-13
San Diego	9	5	3	.643	18-9
Santa Clara	8	6	4	.571	14-15
Loyola Marymount	6	8	5	.429	11-16
Saint Mary's	5	9	7	.357	13-18
San Francisco	4	10	8	.286	12-18
Portland	3	11	9	.214	9-18

1997-98	W	L	PCT	GB	ALL
Gonzaga	10	4	.714	---	24-10
Pepperdine	9	5	.643	1	17-10
Santa Clara	8	6	.571	2	18-10
Saint Mary's	7	7	.500	3	12-15
San Francisco †	7	7	.500	3	19-11
Portland	7	7	.500	3	14-13
San Diego	5	9	.357	5	14-14
Loyola Marymount	3	11	.214	7	7-20

1996-97	W	L	PCT	GB	ALL
Saint Mary's †	10	4	.714	---	23-8
Santa Clara ©	10	4	.714	---	16-11
San Francisco	9	5	.643	1	16-13
San Diego	8	6	.571	2	17-11
Gonzaga	8	6	.571	2	15-12
Portland	4	10	.286	6	9-18
Pepperdine	4	10	.286	6	6-21
Loyola Marymount	3	11	.214	7	7-21

1995-96	W	L	PCT	GB	ALL
Santa Clara ©	10	4	.714	--	20-9
Gonzaga ©	10	4	.714	--	21-9
Loyola Marymount	8	6	.571	2	18-11
San Francisco	8	6	.571	2	15-12
Portland †*	7	7	.500	3	19-11
San Diego	6	8	.429	4	14-14
Saint Mary's	5	9	.357	5	12-15
Pepperdine	2	12	.167	8	10-18

1994-95	W	L	PCT	GB	ALL
Santa Clara	12	2	.857	--	21-7
Portland	10	4	.714	2	21-8
Saint Mary's	10	4	.714	2	18-10
Gonzaga †	7	7	.500	5	21-9
San Diego	5	9	.385	6	11-16
San Francisco	4	10	.286	8	10-19
Pepperdine	4	10	.286	8	8-19
Loyola Marymount	4	10	.286	8	13-15

1993-94	W	L	PCT	GB	ALL
Gonzaga	12	2	.857	--	22-8
Pepperdine †	8	6	.571	4	19-11
San Francisco	8	6	.571	4	17-11
San Diego	7	7	.500	5	18-11
Portland	6	8	.429	6	13-17
Santa Clara	6	8	.429	6	13-14
Saint Mary's	5	9	.357	7	13-14
Loyola Marymount	4	10	.286	8	6-21

1992-93	W	L	PCT	GB	ALL
Pepperdine	11	3	.786	--	23-8
Gonzaga	10	4	.714	1	19-9
Santa Clara †	9	5	.643	2	19-12
San Francisco	8	6	.571	3	19-12
San Diego	7	7	.500	4	13-14
Saint Mary's	6	8	.429	5	11-16
Portland	3	11	.143	8	9-18
Loyola Marymount	2	12	.143	9	7-20

1991-92	W	L	PCT	GB	ALL
Pepperdine †	14	0	1.000	--	24-7
Santa Clara	9	5	.643	5	14-15
Loyola Marymount	8	6	.571	6	15-13
Gonzaga	8	6	.571	6	20-10
San Diego	6	8	.429	8	14-14
San Francisco	4	10	.286	10	13-16
Saint Mary's	4	10	.286	10	13-17
Portland	3	11	.214	11	10-18

All-Time Standings 1971-91

Year	W	L	PCT	GB	ALL	Year	W	L	PCT	GB	ALL	Year	W	L	PCT	GB	ALL
1990-91						1983-84						1976-77					
Pepperdine†	13	1	.919	--	22-9	San Diego	9	3	.750	--	18-10	San Francisco	14	01.000	--	--	29-2
Loyola Marymount	9	5	.643	4	16-15	Santa Clara	7	5	.583	2	22-10	Santa Clara	9	5	.643	5	18-10
San Diego	8	6	.571	5	17-12	Saint Mary's	7	5	.583	2	12-16	Nevada-Reno	7	7	.500	7	15-12
Saint Mary's	7	7	.500	6	13-17	Gonzaga	6	6	.500	3	17-11	Seattle	7	7	.500	7	14-14
Santa Clara	7	7	.500	6	19-13	Pepperdine	6	6	.500	3	15-13	Portland	6	8	.429	8	11-15
Gonzaga	5	9	.357	8	14-14	Loyola Marymount	5	7	.417	4	12-15	Pepperdine	5	9	.357	9	13-13
San Francisco	4	10	.286	9	12-17	Portland	2	10	.167	7	11-17	Loyola Marymount	4	10	.286	10	11-15
Portland	3	11	.214	10	5-23						Saint Mary's	4	10	.286	10	11-16	
1989-90						1982-83						1975-76					
Loyola Marymount	13	1	.929	--	26-6	Pepperdine	10	2	.833	--	20-9	Pepperdine	10	2	.833	--	22-6
Pepperdine	10	4	.714	3	17-11	Santa Clara	9	3	.750	1	21-7	San Francisco	9	3	.750	1	22-8
San Diego	9	5	.643	4	16-12	Saint Mary's	7	5	.583	3	14-12	Nevada-Reno	7	5	.583	3	12-14
Portland	7	7	.500	6	11-17	Gonzaga	5	7	.417	5	13-14	Seattle	6	6	.500	4	11-16
Santa Clara	6	8	.429	7	9-19	San Diego	5	7	.417	5	11-15	Santa Clara	4	8	.333	6	10-16
San Francisco	4	10	.286	9	8-20	Portland	4	8	.333	6	10-18	Loyola Marymount	4	8	.333	6	7-19
Saint Mary's	4	10	.286	9	7-20	Loyola Marymount	2	10	.167	8	9-18	Saint Mary's	2	10	.167	8	3-23
Gonzaga	3	11	.214	10	8-20												
1988-89						1981-82						1974-75					
Saint Mary's	12	2	.857	--	25-5	Pepperdine	14	01.000	--	22-7	Nevada-Las Vegas	13	1	.929	--	24-5	
Loyola Marymount†	10	4	.714	2	20-11	San Francisco	11	3	.786	3	25-6	San Francisco	9	5	.643	4	19-7
Pepperdine	10	4	.714	2	20-13	Portland	9	5	.643	5	17-10	Pepperdine	8	6	.571	5	17-8
San Francisco	8	6	.571	4	16-12	Santa Clara	7	7	.500	7	16-11	Saint Mary's	7	7	.500	6	14-12
Santa Clara	7	7	.500	5	20-11	Gonzaga	7	7	.500	7	15-12	Loyola Marymount	7	7	.500	6	14-12
Gonzaga	5	9	.357	7	14-14	San Diego	4	10	.286	10	11-15	Seattle	6	8	.429	7	8-18
San Diego	2	12	.143	10	8-20	Saint Mary's	3	11	.214	11	11-16	Santa Clara	4	10	.286	9	10-16
Portland	2	12	.143	10	2-26	Loyola Marymount	1	13	.071	13	3-24	Nevada-Reno	2	12	.143	11	10-16
1987-88						1980-81						1973-74					
Loyola Marymount†	14	01.000	--	--	28-4	San Francisco®	11	3	.786	--	24-7	San Francisco	12	2	.857	--	19-9
Saint Mary's	9	5	.643	5	19-9	Pepperdine®	11	3	.786	--	16-12	Seattle	11	3	.786	1	15-11
Santa Clara	9	5	.643	5	20-11	Gonzaga	9	5	.643	2	19-8	Nevada-Las Vegas	10	4	.714	2	20-6
Pepperdine	8	6	.571	6	17-13	Portland	7	7	.500	4	17-10	Loyola Marymount	6	8	.429	6	15-12
Gonzaga	7	7	.500	7	16-12	Santa Clara	7	7	.500	4	14-13	Saint Mary's	5	9	.357	7	16-12
San Francisco	5	9	.357	9	13-15	Loyola Marymount	5	9	.357	6	9-19	Nevada-Reno	4	10	.286	8	11-15
San Diego	3	11	.214	11	11-17	San Diego	3	11	.214	8	10-16	Santa Clara	4	10	.286	8	9-18
Portland	1	13	.071	13	6-22	Saint Mary's	3	11	.214	8	9-18	Pepperdine	4	10	.286	8	8-18
1986-87						1979-80						1972-73					
San Diego	13	1	.929	--	24-6	San Francisco®	11	5	.688	--	22-7	San Francisco	12	2	.857	--	23-5
Gonzaga	9	5	.643	4	18-10	Saint Mary's®	11	5	.688	--	15-12	Santa Clara	11	3	.786	1	19-7
Saint Mary's	7	7	.500	6	17-13	Gonzaga	10	6	.625	1	16-11	Pepperdine	7	7	.500	5	14-11
Santa Clara†	6	8	.429	7	18-14	Santa Clara	10	6	.625	1	15-12	Loyola	7	7	.500	5	10-16
San Francisco	6	8	.429	7	16-12	Pepperdine	9	7	.563	2	17-11	Seattle	6	8	.429	6	13-15
Portland	6	8	.429	7	14-14	Portland	9	7	.563	2	17-11	Nevada-Las Vegas	6	8	.429	6	13-15
Pepperdine	5	9	.357	8	12-18	Seattle	8	8	.500	3	12-15	Nevada-Reno	5	9	.357	7	10-16
Loyola Marymount	4	10	.286	9	12-16	San Diego	2	14	.125	9	6-19	Saint Mary's	2	12	.143	10	7-19
1985-86						• Loyola Marymount	2	14	.125	9	2-26						
Pepperdine	13	1	.929	--	25-5	<small>* Records include eight WCC forfeits and four non-WCC forfeits.</small>						1971-72					
Loyola Marymount	10	4	.714	3	19-11	1978-79						San Francisco	13	1	.929	--	20-8
San Diego	9	5	.643	4	19-9	San Francisco	12	2	.857	--	22-7	Santa Clara	11	3	.786	2	17-9
Gonzaga	8	6	.571	5	15-13	Pepperdine	10	4	.714	2	22-10	Seattle	10	4	.714	3	17-9
Santa Clara	7	7	.500	6	12-16	Nevada-Reno	9	5	.643	3	21-7	Nevada-Las Vegas	8	6	.571	5	14-12
Portland	4	10	.286	9	13-15	Seattle	8	6	.571	4	16-11	Loyola	6	8	.429	7	11-15
Saint Mary's	3	11	.214	10	10-17	Santa Clara	6	8	.429	6	13-14	Pepperdine	5	9	.357	8	10-15
San Francisco	2	12	.143	11	7-21	Portland	5	9	.357	7	18-10	Saint Mary's	3	11	.214	10	9-17
1984-85						Saint Mary's	5	9	.357	7	13-15	Nevada-Reno	0	14	.000	13	2-24
Pepperdine	11	1	.917	--	23-9	Loyola Marymount	1	13	.071	11	5-21						
Santa Clara	9	3	.750	2	20-9	1977-78						1970-71					
Saint Mary's	7	5	.583	4	15-12	San Francisco	12	2	.857	--	22-5	Pacific	12	2	.857	--	22-6
San Diego	5	7	.417	6	16-11	Nevada-Reno	10	4	.714	2	19-8	Loyola	10	4	.714	2	15-10
Gonzaga	4	8	.333	7	15-13	Portland	9	5	.643	3	19-8	Nevada-Las Vegas	9	5	.643	3	16-10
Portland	3	9	.250	8	14-14	Santa Clara	8	6	.571	4	21-8	Santa Clara	8	6	.571	4	11-15
Loyola Marymount	3	9	.250	8	11-16	Seattle	6	8	.429	6	11-16	San Francisco	8	6	.571	4	10-16
						Saint Mary's	5	9	.357	7	13-14	Pepperdine	4	10	.286	8	12-13
						Loyola Marymount	4	10	.286	8	11-15	Saint Mary's	4	10	.286	8	10-16
						Pepperdine	2	12	.143	10	7-19	Nevada-Reno	1	13	.071	11	3-23

All-Time Standings 1953-70

1969-70	W	L	PCT	GB	ALL
Santa Clara*	11	3	.786	--	23-6
Pacific	11	3	.786	--	21-6
Nevada-Las Vegas	9	5	.643	2	17-9
San Francisco	9	5	.643	2	15-11
Pepperdine	7	7	.500	4	14-12
Loyola	7	7	.500	4	13-13
Nevada-Reno	2	12	.143	9	5-17
Saint Mary's	0	14	.000	11	3-22

1968-69	W	L	PCT	GB	ALL
Santa Clara	13	1	.929	--	27-2
San Jose State	11	3	.786	2	16-8
Pacific	9	5	.643	4	17-9
UC Santa Barbara	8	6	.571	5	17-9
Pepperdine	6	8	.429	7	14-12
San Francisco	3	11	.214	10	7-18
Saint Mary's	3	11	.214	10	6-19
Loyola	3	11	.214	10	6-19

1967-68	W	L	PCT	GB	ALL
Santa Clara	13	1	.929	--	23-4
Loyola	11	3	.786	2	19-6
San Francisco	10	4	.714	3	16-10
San Jose State	8	6	.571	5	13-12
Pacific	6	8	.429	7	17-9
UC Santa Barbara	3	11	.214	10	9-17
Saint Mary's	3	11	.214	10	4-20
Pepperdine	2	12	.143	11	9-17

1966-67	W	L	PCT	GB	ALL
Pacific	14	0	1.000	--	25-4
Loyola	10	4	.714	4	16-9
Santa Clara	8	6	.571	6	13-13
San Francisco	7	7	.500	7	13-12
UC Santa Barbara	6	8	.429	8	10-16
Pepperdine	5	9	.357	9	9-17
San Jose State	4	10	.286	10	9-15
Saint Mary's	2	12	.143	12	4-21

1965-66	W	L	PCT	GB	ALL
Pacific	13	1	.929	--	22-6
San Francisco	11	3	.786	2	22-6
Santa Clara	8	6	.571	5	16-11
San Jose State	7	7	.500	6	11-13
Loyola	7	7	.500	6	11-15
UC Santa Barbara	5	9	.357	8	10-16
Saint Mary's	4	10	.286	9	8-17
Pepperdine	1	13	.071	12	2-24

1964-65	W	L	PCT	GB	ALL
San Francisco	13	1	.929	--	24-5
San Jose State	9	5	.643	4	14-10
Santa Clara	9	5	.643	4	14-12
Pacific	8	6	.571	5	13-12
UC Santa Barbara	7	7	.500	6	12-14
Saint Mary's	5	9	.357	8	8-18
Pepperdine	3	11	.214	10	6-19
Loyola	2	12	.143	11	6-20

1963-64	W	L	PCT	GB	ALL
San Francisco	12	0	1.000	--	23-5
Pacific	7	5	.583	5	15-11
San Jose State	6	6	.500	6	14-10
Loyola	6	6	.500	6	12-13
Saint Mary's	5	7	.417	7	7-19
Pepperdine	3	9	.250	9	6-19
Santa Clara	3	9	.250	9	6-20

1962-63	W	L	PCT	GB	ALL
San Francisco	10	2	.833	--	17-8
Santa Clara	9	3	.750	1	16-9
Saint Mary's	8	4	.667	2	14-11
San Jose State	6	6	.500	4	14-10
Pepperdine	6	6	.500	4	15-11
Loyola	3	9	.250	7	10-16
Pacific	0	12	.000	10	4-21

1961-62	W	L	PCT	GB	ALL
Pepperdine	11	1	.917	--	20-7
Santa Clara	8	4	.667	3	19-6
Saint Mary's	8	4	.667	3	13-11
Loyola	6	6	.500	5	18-9
Pacific	5	7	.417	6	10-16
San Francisco	4	8	.333	7	10-15
San Jose State	0	12	.000	11	2-22

1960-61	W	L	PCT	GB	ALL
Loyola	10	2	.833	--	20-7
Saint Mary's	8	4	.667	2	19-7
Santa Clara	8	4	.667	2	18-9
San Francisco	8	4	.667	2	17-11
San Jose State	5	7	.464	5	11-14
Pepperdine	3	9	.250	7	9-16
Pacific	0	12	.000	10	5-21

1959-60	W	L	PCT	GB	ALL
Santa Clara*	9	3	.750	--	21-10
Loyola	9	3	.750	--	19-8
Pepperdine	8	4	.667	1	14-11
Saint Mary's	7	5	.583	2	15-11
San Francisco	5	7	.417	4	8-17
Pacific	2	10	.167	7	9-17
San Jose State	2	10	.167	7	6-19

1958-59	W	L	PCT	GB	ALL
Saint Mary's	11	1	.917	--	19-6
Santa Clara	9	3	.750	2	16-9
Pepperdine	8	4	.667	3	16-8
Pacific	6	6	.500	5	11-15
Loyola	4	8	.333	7	8-15
San Francisco	3	9	.250	8	6-20
San Jose State	1	11	.083	10	5-19

1957-58	W	L	PCT	GB	ALL
San Francisco	12	0	1.000	--	25-2
Saint Mary's	8	4	.667	4	11-15
Santa Clara	6	6	.500	6	13-11
Pepperdine	5	7	.417	7	15-11
Pacific	5	7	.417	7	9-15
San Jose State	5	7	.417	7	13-13
Loyola	1	11	.083	11	6-18

1956-57	W	L	PCT	GB	ALL
San Francisco	12	2	.857	--	22-7
Santa Clara	10	4	.714	2	15-7
Saint Mary's	10	4	.714	2	17-9
Fresno State	7	7	.500	5	16-10
San Jose State	7	7	.500	5	13-12
Loyola	5	9	.357	7	11-16
Pacific	3	11	.214	9	9-17
Pepperdine	2	12	.143	10	7-18

1955-56	W	L	PCT	GB	ALL
San Francisco	14	0	1.000	--	29-0
Pacific	9	5	.643	5	15-11
Loyola	9	5	.643	5	13-12
Saint Mary's	8	6	.571	6	16-10
San Jose State	8	6	.571	6	16-10
Santa Clara	6	8	.429	8	8-16
Fresno State	2	12	.143	12	9-17
Pepperdine	0	14	.000	14	2-23

1954-55	W	L	PCT	GB	ALL
San Francisco	12	0	1.000	--	28-1
San Jose State	7	5	.583	5	16-9
Santa Clara	6	6	.500	6	13-11
Pacific	4	8	.333	8	11-15
Saint Mary's	1	11	.083	11	6-19

1953-54	W	L	PCT	GB	ALL
Santa Clara	9	3	.750	--	21-7
San Francisco	8	4	.667	1	14-7
San Jose State	6	6	.500	3	12-15
Saint Mary's	4	8	.333	5	10-14
Pacific	3	9	.250	6	9-17

1952-53	W	L	PCT	GB	ALL
Santa Clara*	6	2	.750	--	20-7
San Francisco	6	2	.750	--	10-11
San Jose State	4	4	.500	2	15-11
Saint Mary's	4	4	.500	2	9-11
Pacific	0	8	.000	6	2-20

*Won playoff ;†Won WCC Tournament, ©Co-champions



The 1955-56 USAF squad went undefeated throughout the season going 29-0 on the way to the National Championship.

Zappos.com WCC Tournament 26th Annual

WCC Tournament Remains at Well-Respected Neutral Site Venue

The league's premier event will remain at a neutral site as the Orleans Arena in Las Vegas, Nevada, will serve as the host site of the 2012 Zappos.com West Coast Conference Basketball Championships. The event moved to the Orleans Arena in 2009, where it will remain through at least 2013.

The dates for the 2012 tournament will be February 29-March 5, 2012. The men's and women's tournaments will be conducted in conjunction with one another and will utilize the WCC's merit-based format. The #8 seed and #9 seed will meet in the opening round. Under the format that was adopted in 2003, the #5 through #7 seeds, along with the opening round winner, will compete in the second round to determine who will advance to the next round of the tournament. Waiting for the winners in the quarterfinals will be the #3 and #4 seeds, who will have first-round byes. The winners of the quarterfinal match-ups will go head-to-head with the #1 and #2 seeds, who will have byes through the first two rounds of the tournament.

Since opening its doors in 2003, the Orleans Arena has proven to be Las Vegas' favorite arena. The Orleans Arena seats 7,471 for basketball events, and is also the home of the ECHL's Las Vegas Wranglers professional hockey team.



The Orleans Arena, in Las Vegas, will be the site of the 2012 Zappos.com West Coast Conference Basketball Championships.

2012 West Coast Conference Basketball Tournament Schedule

Wednesday, February 29

Men's Opening Round (8 vs. 9) - TBD

Thursday, March 1

Men's Second Round Session Game 1 (5 vs. 8/9) - 6:00 PM

Men's Second Round Session Game 2 (6 vs. 7) - 30 mins after the conclusion of Game 1

Friday, March 2

Men's Quarterfinal Round Session Game 1 (5/8/9 vs. 4) - 6:00 PM (ESPNU)

Men's Quarterfinal Round Session Game 2 (6/7 vs. 3) - 8:00 PM (ESPNU)

Saturday, March 3

Men's Semifinal Round Session Game 1 (4/5/8/9 vs. 1) - 5:00 PM (ESPN 2)

Men's Semifinal Round Session Game 2 (6/7/3 vs. 2) - 7:30 PM (ESPN 2)

Monday, March 5

Men's Championship - 6:00 PM (ESPN/ ESPN2)



PAST MEN'S WCC TOURNAMENT CHAMPIONS

Year	Champion	Runner-Up	Site
2011	Gonzaga	Saint Mary's	LV
2010	Saint Mary's	Gonzaga	LV
2009	Gonzaga	Saint Mary's	LV
2008	San Diego	Gonzaga	USD
2007	Gonzaga	Santa Clara	POR
2006	Gonzaga	Loyola Marymount	GON
2005	Gonzaga	Saint Mary's	SCU
2004	Gonzaga	Saint Mary's	SCU
2003	San Diego	Gonzaga	USD
2002	Gonzaga	Pepperdine	USD
2001	Gonzaga	Santa Clara	USD
2000	Gonzaga	Pepperdine	SCU
1999	Gonzaga	Santa Clara	SCU
1998	San Francisco	Gonzaga	SCU
1997	Saint Mary's	San Francisco	LMU
1996	Portland	Gonzaga	SCU
1995	Gonzaga	Portland	SCU
1994	Pepperdine	San Diego	SCU
1993	Santa Clara	Pepperdine	USF
1992	Pepperdine	Gonzaga	POR
1991	Pepperdine	Saint Mary's	SCU
1990	None		LMU
1989	Loyola Marymount	Santa Clara	USF
1988	Loyola Marymount	Santa Clara	SCU
1987	Santa Clara	Pepperdine	USF

WCC Tournament Recaps



2011 at Las Vegas

After sharing the regular season title, Gonzaga and Saint Mary's squared off in the 2011 Zappos.com WCC Men's Basketball Championship game. The Bulldogs and Gaels, who split the regular season meetings, played another tight one in Vegas, before Gonzaga pulled away late for the 75-63 win. GU's Marquise Carter was named the tournament MVP.

First Round-March 4

#8 LMU 72, #5 Portland 68
#6 Pepperdine 84, #7 San Diego 81

Quarterfinals-March 5

#4 Santa Clara 76, #8 LMU 68
#3 San Francisco 76, No. 6 Pepperdine 59

Semifinals-March 6

#1 Saint Mary's 73, #4 Santa Clara 64
#2 Gonzaga 71, #3 San Francisco 67

Finals-March 7

#2 Gonzaga 75, #1 Saint Mary's 63

All-Tournament Team

Marquise Carter, Gonzaga (MVP)
Matthew Dellavedova, Saint Mary's
Steven Gray, Gonzaga
Mickey McConnell, Saint Mary's
Michael Williams, San Francisco



2010 at Las Vegas

Second-seeded Saint Mary's earned its first WCC Tournament championship since 1997 with a 19-point win over regular season champ Gonzaga. Mickey McConnell was selected MVP after hitting a career-high 26 points, including four treys, and six assists against the Zags. He also added 16 points in the semifinal win vs. Portland. McConnell shot 17-25 (.680) in the two games.

First Round-March 5

#5 LMU 87, #8 Pepperdine 84
#6 San Diego 61, #7 Santa Clara 59

Quarterfinals-March 6

#5 LMU 84, #4 San Francisco 76
#3 Portland 72, #6 San Diego 57

Semifinals-March 7

#1 Gonzaga 77, #5 LMU 62
#2 Saint Mary's 69, #3 Portland 55

Finals-March 8

#2 Saint Mary's 81, #1 Gonzaga 62

All-Tournament Team

Mickey McConnell, Saint Mary's (MVP)
Ben Allen, Saint Mary's
Matt Bouldin, Gonzaga
Steven Gray, Gonzaga
Omar Samhan, Saint Mary's



2009 at Las Vegas

No. 1-seeded Gonzaga won its 10th WCC Tournament title in a highly anticipated matchup against No. 2 Saint Mary's, 83-58, in the WCC's first-ever neutral site tournament in Las Vegas. Micah Downs won Tournament MVP honors after going 7-of-9 in the semifinal win over Santa Clara, followed by a double-double of 12 points and 12 rebounds in the title game.

First Round-March 6

#5 San Diego 62, #8 LMU 56
#6 Pepperdine 93, #7 San Francisco 85

Quarterfinals-March 7

#4 Santa Clara 80, #5 San Diego 69
#3 Portland 69, #6 Pepperdine 45

Semifinals-March 8

#1 Gonzaga 94, #4 Santa Clara 59
#2 Saint Mary's 71, #3 Portland 61

Finals-March 9

#1 Gonzaga 83, #2 Saint Mary's 58

All-Tournament Team

Micah Downs, Gonzaga (MVP)
Matt Bouldin, Gonzaga
John Bryant, Santa Clara
Jeremy Pargo, Gonzaga
Diamon Simpson, Saint Mary's



2008 at San Diego

San Diego became the first No. 3 seed to win the WCC Tournament title since the conference adopted the merit-based format in 2003 with a 69-62 win over No. 1 seeded Gonzaga. The Toreros survived a double-overtime thriller versus No. 2 Saint Mary's in the semifinals before knocking off the Zags for their fourth trip to the NCAA Tournament.

First Round-March 8

#5 San Francisco 79, #8 LMU 60
#6 Pepperdine 50, #7 Portland 48 (OT)

Quarterfinals-March 9

#4 Santa Clara 51, #5 San Francisco 50
#3 San Diego 73, #6 Pepperdine 55

Semifinals-March 10

#1 Gonzaga 88, #4 Santa Clara 48
#3 San Diego 75, #2 Saint Mary's 69

Finals-March 11

#3 San Diego 69, #1 Gonzaga 62

All-Tournament Team

Brandon Johnson, San Diego (MVP)
De'Jon Jackson, San Diego
Jeremy Pargo, Gonzaga
Gyno Pomare, San Diego
John Bryant, Santa Clara



2007 at Portland

Top-seeded Gonzaga captured its eighth WCC Tournament title in the last nine years with a 77-68 win over No. 2 seeded Santa Clara. Tournament MVP, Derek Raivio, tossed in a game-high 28 points to lead the Zags to their ninth consecutive NCAA Tournament.

First Round-March 2

#5 San Diego 95, #8 Pepperdine 82
#7 Portland 55, #6 Loyola Marymount 41

Quarterfinals-March 3

#5 San Diego 77, #4 San Francisco 75
#3 Saint Mary's 87, #7 Portland 47

Semifinals-March 4

#1 Gonzaga 88, #5 San Diego 70
#2 Santa Clara 63, #3 Saint Mary's 47

Finals-March 6

#1 Gonzaga 77, #2 Santa Clara 68

All-Tournament Team

Derek Raivio, Gonzaga (MVP)
Ross DeRogatis, San Diego
Scott Dougherty, Santa Clara
Micah Downs, Gonzaga
David Pendergraft, Gonzaga



2006 at Gonzaga

Gonzaga hosting the WCC Tournament for the first time in school history, became just the second host school in Championship history to claim the tournament title, edging LMU 68-67. Gonzaga's Adam Morrison, who would go on to lead the nation in scoring at 28.1 ppg, scored a game-high 23 points en route to his second consecutive WCC Tournament MVP honors.

WCC Tournament Recaps

First Round-March 3

#5 San Diego 85, #8 Pepperdine 72
#6 Santa Clara 72, #7 Portland 68

Quarterfinals-March 4

#5 San Diego 62, #4 San Francisco 59
#3 Saint Mary's 76, #6 Santa Clara 72 (OT)

Semifinals-March 5

#1 Gonzaga 96, #5 San Diego 92 (OT)
#2 LMU 66, #3 Saint Mary's 63

Finals-March 6

#1 Gonzaga 68, #2 Loyola Marymount 67

All-Tournament Team

Adam Morrison, Gonzaga (MVP)
J.P. Batista, Gonzaga
Matthew Knight, Loyola Marymount
Nick Lewis, San Diego
Brandon Worthy, Loyola Marymount



2005

at Santa Clara

The seeds held to form as all four top seeded teams advanced to the semifinals. Behind a career-high 30 points from tournament MVP Adam Morrison, Gonzaga defeated Saint Mary's for the second straight season, defeating the Gaels 80-67.

First Round-March 4

#5 Pepperdine 91, #8 LMU 79
#6 San Francisco 65, #7 Portland 60

Quarterfinals-March 5

#4 San Diego 86, #5 Pepperdine 80
#3 Santa Clara 67, #6 San Francisco 60

Semifinals-March 6

#1 Gonzaga 90, #4 San Diego 74
#2 Saint Mary's 69, #3 Santa Clara 64

Finals-March 7

#1 Gonzaga 80, #2 Saint Mary's 67

All-Tournament Team

Adam Morrison, Gonzaga (MVP)
J.P. Batista, Gonzaga
Daniel Kickert, Saint Mary's
Paul Marigney, Saint Mary's
Derek Raivio, Gonzaga



2004

at Santa Clara

After receiving a scare from host Santa Clara in the quarterfinals, Gonzaga went on to capture its sixth WCC Tournament title and fifth in the last six seasons. Behind tournament MVP Ronny Turiaf's 29 points and 14 rebounds,

Gonzaga defeated Saint Mary's 84-71 in the championship game.

First Round-March 5

#7 LMU 82, #6 Portland 77

#5 Santa Clara 82, #8 San Diego 48

Quarterfinals-March 8

#3 Pepperdine 78, #7 LMU 67

#5 Santa Clara 81, #4 San Francisco 75

Semifinals-March 8

#2 Saint Mary's 79, #3 Pepperdine 74

#1 Gonzaga 63, #5 Santa Clara 62

Finals-March 4

#1 Gonzaga 84, #2 Saint Mary's 71

All-Tournament Team

Ronny Turiaf, Gonzaga (MVP)
Doron Perkins, Santa Clara
E.J. Rowland, Saint Mary's
Blake Stepp, Gonzaga
Cory Violette, Gonzaga



2003

at San Diego

San Diego senior transfer Jason Keep finished with a team-high 18 points to go along with six rebounds leading USD to a 72-63 victory over the regular season champion, Gonzaga. Four Toreros, including three seniors, scored in double figures as USD prepared for its third-ever NCAA appearance.

First Round-March 7

#7 LMU 65, #6 Portland 63

#5 Saint Mary's 65, #8 Santa Clara 51

Quarterfinals-March 8

#3 San Francisco 70, #7 LMU 56

#5 Saint Mary's 75, #4 Pepperdine 71

Semifinals-March 8

#2 San Diego 72, #3 San Francisco 63

#1 Gonzaga 73, #5 Saint Mary's 52

Finals-March 4

#2 San Diego 72, #1 Gonzaga 63

All-Tournament Team

Jason Keep, San Diego (MVP)
Matt Delzell, San Diego
Nick Lewis, San Diego
Blake Stepp, Gonzaga
Ronny Turiaf, Gonzaga



2002

at San Diego

Gonzaga took home its fourth straight tournament title after earning the victory in the

rubber-match against the Pepperdine Waves. The Zags, seeded No. 2, were led by tournament MVP Dan Dickau with a game-high 29 points, 27 in the second half. The Waves were led by junior guard Devin Montgomery with 27 points.

First Round-March 2

#2 Gonzaga 82, #7 LMU 64

#1 Pepperdine 77, #8 Portland 64

#5 San Diego 69, #4 USF 67

#6 SMC 72, #3 SCU 67-Overtime

Semifinals-March 3

#2 Gonzaga 87, #5 USD 79

#1 Pepperdine 68, #6 SMC 47

Finals-March 4

#2 Gonzaga 96, #1 Pepperdine 90

All-Tournament Team

Dan Dickau, Gonzaga (MVP)
Jimmy Miggins, Pepperdine
Devin Montgomery, Pepperdine
Blake Stepp, Gonzaga
Cory Violette, Gonzaga



2001

at San Diego

For the third straight season, Gonzaga served as the WCC representative in the NCAA Tournament. The No. 1 seeded Zags defeated Saint Mary's by a tourney-high 40 points, 105-65, in the first round. The Bulldogs then topped host USD in front of a jam-packed JCP crowd, 76-68. Gonzaga earned the league's automatic bid with a three-point win over Santa Clara.

First Round

#2 Pepperdine 81, #7 Portland 71

#1 Gonzaga 105, #8 Saint Mary's 65

#3 Santa Clara 77, #6 LMU 60

#4 San Diego 62, #5 San Francisco 42

Semifinals

Santa Clara 84, Pepperdine 78

Gonzaga 78, San Diego 68

Championship

Gonzaga 80, Santa Clara 77

All-Tournament Team

Dan Dickau, Gonzaga (MVP)
Casey Calvary, Gonzaga
Brian Jones, Santa Clara
Steve Ross, Santa Clara
Blake Stepp, Gonzaga

WCC Tournament Recaps



2000 at Santa Clara

Gonzaga entered the WCC tournament as the #2 seed, but left with a free trip to the "Big Dance" for the second straight year. Junior forward Casey Calvary led all scorers in the tournament averaging 21.3 ppg and was named Tournament MVP .

First Round

#2 Gonzaga 76, #7 Saint Mary's 49
#1 Pepperdine 83, #8 LMU 49
#3 San Diego 56 , #6 Portland 52
#4 Santa Clara 63, #5 USF 48

Semifinals

Pepperdine 58, Santa Clara 55
Gonzaga 80, San Diego 70

Championship

Gonzaga 69, Pepperdine 65 OT

All-Tournament Team

Casey Calvary, Gonzaga (MVP)
Frank Allocco, Saint Mary's
Tezale Archie, Pepperdine
Brandon Armstrong, Pepperdine
Ryan Floyd, Gonzaga
Matt Santangelo, Gonzaga



1999 at Santa Clara

Gonzaga, on a mission from the beginning, bulldozed through the tournament by the widest total victory margin in history (+19.9 ppg), including a record 25-point win in the championship game over host Santa Clara. The Zags, fueled by MVP Matt Santangelo, went on to the NCAA regional finals.

First Round

#2 Pepperdine 67, #7 San Francisco 65
#1 Gonzaga 84, #8 Portland 63
#6 Saint Mary's 65, #3 San Diego 60 (ot)
#4 Santa Clara 77, #5 LMU 64

Semifinals

Gonzaga 70, Saint Mary's 57
Santa Clara 58, Pepperdine 54

Championship

Gonzaga 91, Santa Clara 66

All-Tournament Team

Matt Santangelo, Gonzaga (MVP)
Frank Allocco, Saint Mary's
Delano D'Oyen, Santa Clara
Nathan Fast, Santa Clara
Quentin Hall, Gonzaga



1998 at Santa Clara

San Francisco, the #5 seed, beat host Santa Clara in the closing seconds of the semifinals then ran away from regular season champ Gonzaga in the final to win its first WCC tournament title. Fueled by MVP Hakeem Ward, the Dons made a return to the NCAA tournament for the first time since 1982.

First Round

#5 San Francisco 83, #4 Saint Mary's 66
#1 Gonzaga 79, #8 Loyola Marymount 78

ot

#7 San Diego 56, #2 Pepperdine 54
#3 Santa Clara 74, #6 Portland 53

Semifinals

Gonzaga 74, San Diego 59
San Francisco 85, Santa Clara 83

Championship

San Francisco 80, Gonzaga 67

All-Tournament Team

Hakeem Ward, San Francisco (MVP)
Damian Cantrell, San Francisco
Bakari Hendrix, Gonzaga
M.J. Nodilo, San Francisco
Matt Santangelo, Gonzaga



1997 at Loyola Marymount

In the first title game featuring two Bay Area teams, Saint Mary's captured its first tournament crown over San Francisco behind the dominant play of sophomore center Brad Millard who had 22 points and 9 rebounds enroute to the MVP award. It was the first time a regular season champion had won the event since 1992.

First Round

#3 San Francisco 78, #6 Portland 66
#2 Saint Mary's 85, #7 Pepperdine 69
#8 LMU 70, #1 Santa Clara 61
#4 San Diego 64, #5 Gonzaga 59

Semifinals

Saint Mary's 80, LMU 62
San Francisco 64, San Diego 61

Championship

Saint Mary's 66, San Francisco 59

All-Tournament Team

Brad Millard, Saint Mary's (MVP)
Bryan Hill, Pepperdine

David Sivulich, Saint Mary's
Hakeem Ward, San Francisco
Jim Williamson, Loyola Marymount
Gerald Zimmerman, San Francisco



1996 at Santa Clara

Portland earned its first trip to the NCAAs in 37 years by winning its first WCC tourney title. MVP Kweemada King had 26 points off the bench in the final game.

First Round

#2 Gonzaga 64, #7 Saint Mary's 54
#5 Portland 78, #4 San Francisco 72
#8 Pepperdine 63, #1 Santa Clara 60
#6 San Diego 75, #3 LMU 51

Semifinals

Gonzaga 76, Pepperdine 48
Portland 65, San Diego 52

Championship

Portland 76, Gonzaga 68

All-Tournament Team

Kweemada King, Portland (MVP)
Rick Brainard, Portland
Lemont Daniels, Portland
Jon Kinloch, Gonzaga
Paul Rogers, Gonzaga
Lorenzo Rollins, Gonzaga



1995 at Santa Clara

Gonzaga's John Rillie set a record with 96 points, hitting 20-of-28 threes to lead the Zags to their first NCAA tournament bid.

First Round

#2 Portland 65, #7 Pepperdine 52
#8 LMU 87, #1 Santa Clara 83
#3 Saint Mary's 72, #6 San Francisco 41
#4 Gonzaga 74, #5 San Diego 57

Semifinals

Portland 74, Loyola Marymount 68
Gonzaga 69, Saint Mary's 59

Championship

Gonzaga 80, Portland 67

All-Tournament Team

John Rillie, Gonzaga (MVP)
Canaan Chatman, Portland
Chris Johnson, Saint Mary's
Steve Nash, Santa Clara
Ime Oduok, LMU

WCC Tournament Recaps

Mike O'Quinn, LMU
Curt Ranta, Portland



1994 at Santa Clara

Damin Lopez of Pepperdine hit two free throws with :20 left to secure the 56-53 victory as San Diego's final three-pointer fell short. MVP Dana Jones became the first player to be on four all-tourney teams.

First Round

#4 San Diego 63, #5 Portland 57
#2 Pepperdine 79, #7 Saint Mary's 62
#1 Gonzaga 91, #8 LMU 76
#3 San Francisco 76, #6 Santa Clara 74

Semifinals

San Diego 83, Gonzaga 75
Pepperdine 82, San Francisco 79

Championship

Pepperdine 56, San Diego 53

All-Tournament Team

Dana Jones, Pepperdine (MVP)
Brooks Barnhard, San Diego
Kent Bennett, San Francisco
Doug Harris, San Diego
Damin Lopez, Pepperdine
Orlando Smart, San Francisco



1993

at San Francisco

Santa Clara's 9-of-9 threes in the second half of the final fueled a win over top seed Pepperdine. Both teams advanced to post-season play and SCU's Steve Nash became the first freshman to earn the MVP award.

First Round

#3 Santa Clara 79, #6 Saint Mary's 68
#1 Pepperdine 80, #8 LMU 66
#2 Gonzaga 77, #7 Portland 57
#4 San Francisco 96, #5 San Diego 93 (ot)

Semifinals

Santa Clara 53, Gonzaga 51
Pepperdine 88, San Francisco 67

Championship

Santa Clara 73, Pepperdine 63

All-Tournament Team

Steve Nash, Santa Clara (MVP)
Pete Eisenrich, Santa Clara
Byron Jenson, Pepperdine
Dana Jones, Pepperdine
Damin Lopez, Pepperdine
Orlando Smart, San Francisco

1992

at Portland

First-round NBA draft pick Doug Christie led Pepperdine to the crown as the Waves won back-to-back titles in the first championship held outside California.

First Round

#4 Gonzaga 61, #5 San Diego 48
#1 Pepperdine 97, #8 Portland 83
#2 Santa Clara 59, #7 Saint Mary's 57
#6 San Francisco 100, #3 LMU 85

Semifinals

Gonzaga 54, Santa Clara 51
Pepperdine 67, San Francisco 65

Championship

Pepperdine 73, Gonzaga 70

All-Tournament Team

Doug Christie, Pepperdine (MVP)
Jeff Brown, Gonzaga
Jarrod Davis, Gonzaga
Geoff Lear, Pepperdine
Dana Jones, Pepperdine
Tomas Thompson, San Francisco



1991

at Santa Clara

Pepperdine won the regular season and tournament but lost Player of the Year Doug Christie to an injured knee in the opener. MVP Geoff Lear carried the Waves.

First Round

#3 San Diego 72, #6 Gonzaga 62
#7 San Francisco 101, #2 LMU 93
#1 Pepperdine 97, #8 Portland 62
#4 Saint Mary's 79, #5 Santa Clara 74

Semifinals

Pepperdine 65, San Francisco 56
Saint Mary's 79, San Diego 72

Championship

Pepperdine 71, Saint Mary's 68 (ot)

All-Tournament Team

Geoff Lear, Pepperdine (MVP)
Eric Bamberger, Saint Mary's
Allen Caveness, Saint Mary's
Dana Jones, Pepperdine
Thurman Watson, Saint Mary's
Kelvin Woods, San Diego

NONE

1990

at Loyola Marymount

The 1990 tournament was cancelled when LMU's Hank Gathers, the two-time tourney MVP, collapsed during a semifinal with Portland and died that evening. He had just completed an alley-oop dunk to make the

score 25-12, LMU. The Lions were awarded the NCAA bid and advanced to the regional championship, falling to NCAA champ UNLV.

First Round

#4 Portland 65, #5 Santa Clara 62
#1 Loyola Marymount 121, #8 Gonzaga 84
#2 Pepperdine 94, #7 Saint Mary's 83
#3 San Diego 80, #6 San Francisco 74



1989

at San Francisco

A record four teams went to post-season play from the tournament which LMU won in overtime behind MVP Hank Gathers. A notorious foul shooter, Gathers went to the FT line a record 21 times. This event set the all-time attendance record of 20,235.

First Round

#1 Saint Mary's 86, #8 Portland 48
#2 Pepperdine 72, #7 San Diego 99
#3 Loyola Marymount 101, #6 Gonzaga 98
#5 Santa Clara 69, #4 San Francisco 64

Semifinals

Loyola Marymount 112, Pepperdine 98
Santa Clara 63, Saint Mary's 61

Championship

Loyola Marymount 75, Santa Clara 70 (ot)

All-Tournament Team

Hank Gathers, LMU (MVP)
Melvin Chinn, Santa Clara
Jeffy Connelly, Santa Clara
Jens Gordon, Santa Clara
Bo Kimble, LMU
Al Lewis, Saint Mary's



1988

at Santa Clara

LMU set a scoring record and won the title on Santa Clara's court in the first common site tourney. This also marked the first season the title game was carried on ESPN.

First Round

#2 Saint Mary's 68, #7 San Diego 48
#1 Loyola Marymount 110, #8 Portland 104
#3 Santa Clara 90, #6 San Francisco 88
#4 Pepperdine 81, #5 Gonzaga 70

Semifinals

Santa Clara 69, Saint Mary's 62
Loyola Marymount 109, Pepperdine 106

Championship

Loyola Marymount 104, Santa Clara 96

All-Tournament Team

Hank Gathers, LMU (MVP)

All-Time WCC All-Tournament

Jeffty Connelly, Santa Clara
 Corey Gaines, LMU
 Bo Kimble, LMU
 Levy Middlebrooks, Pepperdine
 Tom Lewis, Pepperdine



1987

at San Francisco

The first tourney featured the top seeds playing the first round game at home. There were upsets galore in the first two rounds and #5 Santa Clara wound up beating #7 Pepperdine, which beat the #2 and #1 seeds, in the final.

First Round at Higher Seed

#1 San Diego 99, #8 Loyola Marymount 84
 #3 Saint Mary's 62, #6 San Francisco 57
 #7 Pepperdine 76, #2 Gonzaga 73
 #5 Santa Clara 91, #4 Portland 60

Semifinals at USF

Santa Clara 55, Saint Mary's 50
 Pepperdine 64, San Diego 63

Championship

Santa Clara 77, Pepperdine 65

All-Tournament Team

Jens Gordon, Santa Clara (MVP)
 Chris Lane, Santa Clara
 Levy Middlebrooks, Pepperdine
 Scott Thompson, San Diego
 Dan Weiss, Santa Clara
 Eric White, Pepperdine



Marquise Carter, Gonzaga
 2011 WCC Tournament MVP

ALL-TOURNAMENT BY SCHOOL

Gonzaga	37	Allen Caveness	1991
J.P. Batista	2005, 2006	Matthew Dellavedova	2011
Matt Bouldin	2009, 2010	Chris Johnson	1995
Jeff Brown	1992	Daniel Kickert	2005
Casey Calvary	2000*	Paul Marigney	2005
Marquise Carter	2011*	Mickey McConnell	2010*, 2011
Jarrod Davis	1992	Brad Millard	1997*
Dan Dickau	2001*, 2002*	E.J. Rowland	2004
Micah Downs	2007, 2009*	Omar Samhan	2010
Ryan Floyd	2000	Diamon Simpson	2009
Steven Gray	2010, 2011	David Sivulich	1997
Quentin Hall	1999	Thurman Watson	1991
Bakari Hendrix	1998		
Jon Kinloch	1996	San Diego	11
Adam Morrison	2005*, 2006*	Matt Delzell	2003
Jeremy Pargo	2008, 2009	Ross DeRogatis	2007
David Pendergraft	2007	Doug Harris	1994
Derek Raivio	2005, 2007*	De'Jon Jackson	2008
John Rillie	1995*	Brandon Johnson	2008*
Paul Rogers	1996	Jason Keep	2003*
Lorenzo Rollins	1996	Nick Lewis	2003, 2006
Matt Santangelo	1998, 1999*, 2000	Gyno Pomare	2008
Blake Stepp	2001, 2002, 2003, 2004	Scott Thompson	1987
Ronny Turiaf	2003, 2004*	Kelvin Woods	1991
Cory Violette	2002, 2004		
		San Francisco	8
Loyola Marymount	10	Kent Bennett	1994
Corey Gaines	1988	Damian Cantrell	1998
Hank Gathers	1988*, 1989*	M.J. Nodilo	1998
Bo Kimble	1988, 1989	Orlando Smart	1993
Matthew Knight	2006	Tomas Thompson	1992
Ime Oduok	1995	Hakeem Ward	1997, 1998*
Mike O'Quinn	1995	Michael Williams	2011
Jim Williamson	1997	Gerald Zimmerman	1997
Brandon Worthy	2006		
		Santa Clara	18
Pepperdine	19	John Bryant	2008, 2009
Tezale Archie	2000	Melvin Chinn	1989
Brandon Armstrong	2000	Jeffty Connelly	1988, 1989
Doug Christie	1992*	Scott Dougherty	2007
Bryan Hill	1997	Delano D'Oyen	1999
Byron Jenson	1993	Pete Eisenrich	1993
Dana Jones	1991, 1992, 1993, 1994*	Nathan Fast	1999
Geoff Lear	1991*, 1992	Jens Gordon	1987*, 1989
Tom Lewis	1988	Brian Jones	2001
Damin Lopez	1993, 1994	Chris Lane	1987
Levy Middlebrooks	1987, 1988	Steve Nash	1993*, 1995
Jimmy Miggins	2002	Doron Perkins	2004
Devin Montgomery	2002	Steve Ross	2001
Eric White	1987	Dan Weiss	1987
Portland	5		
Rick Brainard	1996		
Lemont Daniels	1996		
Kweemada King	1996*		
Canaan Chatman	1995		
Curt Ranta	1995		
Saint Mary's	14		
Ben Allen	2010		
Frank Allocco	1999		
Eric Bamberger	1991		

*Most Valuable Player

Tournament Records 1987-11

INDIVIDUAL - SINGLE GAME

POINTS: 45, Tim Owens, USF vs. LMU (91, 1st)
REBOUNDS: 27, John Bryant, SCU vs. USD (09, 2nd)

FG ATTEMPTS: 26, Bo Kimble, LMU vs. Santa Clara (88, Final)
Jim McPhee, Gonzaga vs. LMU (90, 1st)
FG MADE: 15, Bryan Hill, Pepperdine vs. SMC (97 1st); Tim Owens, San Francisco vs. LMU (91, 1st)
FG PERCENT (Min. 8 att): .889 (8-9), Tomas Thompson, USF vs. LMU (92, 1st)

3-PT ATTEMPTS: 14, Bo Kimble, LMU vs. Pepperdine (88, Semi)
3-PT MADE: 8, John Rillie, GON vs. USD (95 1st); Tomas Thompson, USF vs. LMU (92, 1st); Matt Santangelo, GON vs. SCU (99, Final)
3-PT PERCENT (Min. 6 att): 1.000 (8-8), Tomas Thompson, USF vs. LMU (92, 1st)

FT ATTEMPTS: 21, Hank Gathers, LMU vs. Santa Clara (89, Final)
FT MADE: 15, Tim Owens, USF vs. LMU (91, 1st)
FT PERCENT (Min. 10 att): 1.000 (15-15), Tim Owens, USF vs. LMU (91, 1st)

ASSISTS: 16, Donny Moore, Pepperdine vs. LMU (88, Semi)
BLOCKS: 7, Hondre Brewer, San Francisco vs. USD (00, 1st)
7, John Bryant, Santa Clara vs. USF (08, quarterfinals)
7, Roberto Mafra, San Diego vs. SCU (10, 1st)
STEALS: 7, David Sivulich, Saint Mary's vs. PEP (97. 1st)

INDIVIDUAL - TOURNAMENT

POINTS: 96, John Rillie, Gonzaga (95)
REBOUNDS: 40, Geoff Lear, Pepperdine (91)

FG ATTEMPTS: 71, Bo Kimble, LMU (88)
FG MADE: 31, Bo Kimble, LMU (88)
FG PERCENT (Min. 12 FGM): .813 (13-16), Dan Weiss, Santa Clara (87)

3-PT ATTEMPTS: 33, Bo Kimble, LMU (88)
3-PT MADE: 20, John Rillie, Gonzaga (95)
3-PT PERCENT (Min. 6 3PM): .769 (10-13), Steve Nash, SCU (93)

FT ATTEMPTS: 40, Hank Gathers, LMU (89)
FT MADE: 22, John Rillie, Gonzaga (95); Dan Weiss, SCU (88)
FT PERCENT (Min. 9 FTM): 1.000 (15-15), Tim Owens, USF (91); (14-14), Daniel Kickert, SMC (05)

ASSISTS: 28, Corey Gaines, LMU (88)
BLOCKS: 8, John Bryant, SCU (08)
STEALS: 10, Mike Yoest, LMU (88)

TOTAL ATTENDANCE: 33,320 (2009)
SINGLE SESSION ATTENDANCE: 7,941 (2010 Semifinals)

TEAM - SINGLE GAME

MOST POINTS: 121, Loyola Marymount vs. Gonzaga (1990, 1st)
FEWEST POINTS: 41, Loyola Marymount vs. Portland (2007, 1st)
MARGIN: 40, Gonzaga (105) vs. Saint Mary's (65) (2000, 1st)
REBOUNDS: 66, Loyola Marymount vs. Gonzaga (1990, 1st)

FG ATTEMPTS: 96, Loyola Marymount vs. Gonzaga (1990, 1st)
FG MADE: 48, Loyola Marymount vs. Gonzaga (1990 1st)
FG PERCENT: .672 (39-58), Gonzaga vs. LMU (1989, 1st)
LOW FG PCT: .257 (18-70), LMU vs. SMC (1997, Semi)

3-PT ATTEMPTS: 33, Saint Mary's vs. Pepperdine (1988, Semi)
3-PT MADE: 18, Gonzaga vs. Santa Clara (1999, Final)
3-PT PERCENT (Min. 5 att): 1.000 (5-5), Gonzaga vs. LMU (1989, 1st)
LOW 3PT PCT: .087 (2-23), LMU vs. SMC (1997 Semi)

FT ATTEMPTS: 45, Pepperdine vs. Saint Mary's (1990, 1st); Gonzaga vs. San Diego (2006 Semifinals)
FT MADE: 35, Gonzaga vs. San Diego (2006, Semifinals)
FT PCT (Min. 15 att): 1.000 (20-20), USF vs. Santa Clara (1989, 1st)
LOW FT PCT: .333 (7-21), LMU vs. Saint Mary's (2006, Semifinals)

ASSISTS: 34, Portland vs. Loyola Marymount (1988, 1st)
BLOCKS: 10, San Francisco vs. San Diego (2000, 1st)
STEALS: 18, Saint Mary's vs. Portland (1989, 1st)

TEAM - TOURNAMENT

MOST POINTS: 323 (107.7 ppg), Loyola Marymount (1988)
REBOUNDS: 128, Loyola Marymount (1989)

FG ATTEMPTS: 247, Loyola Marymount (1988)
FG MADE: 115, Loyola Marymount (1988)
FG PERCENT: .592 (100-169), Santa Clara (1988)

3-PT ATTEMPTS: 72, Gonzaga (1999)
3-PT MADE: 31, Gonzaga (1999)
3-PT PERCENT: .783 (47-60), Gonzaga (1992)

FT ATTEMPTS: 110, Loyola Marymount (1988)
FT MADE: 71, Loyola Marymount (1988)
FT PERCENT (Min. 20 FTM): .821 (23-28), Pepperdine (2010)

ASSISTS: 58, Gonzaga (1999)
BLOCKS: 13, Santa Clara (1988)
13, Saint Mary's (2010)
STEALS: 33, Loyola Marymount (1989)

TOURNAMENT CAREER SCORING

PLAYER, SCHOOL	YRS	G	TP	AVG
1. Hank Gathers, LMU	88-90	7	186	26.6
2. Dana Jones, PEP	91-94	12	183	15.3
3. Blake Stepp, GON	00-04	10	163	16.3
4. Geoff Lear, PEP	89-92	9	159	17.7
5. Matt Santangelo, GON	97-00	10	153	15.3
6. Brandon Johnson, USD	05-10	11	152	13.8
7. Jens Gordon, SCU	88-90	7	148	20.7
8. Bo Kimble, LMU	88-90	7	145	20.7
9. Kyle Bailey, SCU	00-05	9	142	15.8
10. Damin Lopez, PEP	91-94	12	139	11.6
11. John Rillie, GON	93-95	7	137	19.6
12. Casey Calvary, GON	97-00	12	136	11.3
13. Dan Dickau, GON	00-02	6	133	22.1
14. Brian Jones, SCU	96-00	8	128	16.0
15. Daniel Kickert, SMC	02-06	8	125	15.6
16. Mitch Burley, SCU	87-89	9	124	13.8
17. Steve Nash, SCU	93-96	6	117	19.5
18. Adam Morrison, GON	03-06	6	115	19.2
19. Tom Lewis, PEP	88-90	6	114	19.0
20. Orlando Smart, USF	91-94	8	113	14.1
21. Cory Violette, GON	00-04	8	105	13.1
Jeff Brown, GON	92-94	6	105	17.5
Jeff Fryer, LMU	87-90	8	105	13.1

SINGLE GAME SCORING BESTS

PLAYER, SCHOOL	YEAR	TP
1. Tim Owens, USF vs. LMU	1991	45
2. Bryan Hill, PEP vs. SMC	1997	39
3. Brandon Gay, USD vs. PEP	2005	34
Matt Santangelo, GON vs. SCU	1999	34
John Rillie, GON vs. POR	1995	34
Terrell Lowery, LMU vs. USF	1991	34
7. Hank Gathers, LMU vs POR	1988	33
8. John Rillie, GON vs. USD	1995	32
Tom Lewis, PEP vs. LMU	1988	32
Jim McPhee, GON vs. LMU	1990	32
Geoff Lear, PEP vs. SMC	1991	32
Jarrod Davis, GON vs. SCU	1992	32

SINGLE GAME REBOUNDING BESTS

PLAYER, SCHOOLS	YEAR	R
1. Darryl Johnson, USF vs. LMU	1992	20
2. Hank Gathers, LMU vs. POR	1988	18
Adam Simmons, POR vs. LMU	1988	18
4. John Bryant, SCU vs. USF	2008	17
Jens Gordon, SCU vs. LMU	1989	17

WCC Postseason Results

NCAA TOURNAMENT

SCHOOL (Years Participated)	Appearances	W-L	PCT.
San Francisco [#] (1955-56-57-58-63-64-65-72-73-74-77-78-79-81-82-98)	16	21-14	.618
Gonzaga (1995-99-00-01-02-03-04-05-06-07-08-09-10-11)	14	16-15	.516
Pepperdine [™] (1962-76-79-82-83-85-86-91-92-94-00-02)	12	5-12	.294
Santa Clara [†] (1952-53-54-60-68-69-70-87-93-95-96)	11	11-13	.458
Saint Mary's (1959-89-97, 2005, 08-10)	6	3-6	.333
Loyola Marymount [†] (1961-88-89-90)	4	5-4	.536
San Diego (1984-87, 2003, 08)	4	1-4	.200
Pacific (1966-67-71)	3	2-4	.333
Portland (1996)	1	0-1	.000
Nevada-Las Vegas (1975)	1	2-1	.667
TOTALS	71	65-72	.471
Current Members	67	61-67	.477



NATIONAL INVITATION TOURNAMENT

SCHOOL (Years Participated)	YEARS	W-L	PCT.
Pepperdine (1980, 88, 89, 93, 99-01)	6	3-6	.286
Santa Clara (1984, 85, 88, 89)	4	2-4	.333
Gonzaga (1994, 96, 98)	3	2-3	.400
San Francisco [*] (1966, 76, 2005)	3	2-3	.400
Saint Mary's (2009, 11)	2	2-2	.500
Loyola Marymount (1986)	1	1-1	.500
Nevada-Reno (1979)	1	1-1	.500
TOTALS	18	12-17	.414
Current Members	17	11-16	.407

[#]Won NCAA Titles in 1955 and 1956. [†]Finished 4th in 1952. (Overall record 10-12 in ten years.)
[™]0-2 record in 1944. (Overall record: 4-11 in 11 years.) [†]1980 record (0-1) vacated due to ineligible player. ^{*}Won NIT in 1949, prior to formation of WCC.

2011 NCAA

Gonzaga 86, St. John's 71
 BYU 89, **Gonzaga 67**

NIT

Kent State 71, **Saint Mary's 70**

CIT

Santa Clara 68, Northern Arizona 63
Santa Clara 88, Air Force 75
Santa Clara 95, San Francisco 91
Santa Clara 72, SMU 55
Santa Clara 76, Iona 67
San Francisco 81, Idaho 73
San Francisco 77, Hawaii 74
 Hawaii 76, **Portland 64**

2010 NCAA

Saint Mary's 80, Richmond 71
Saint Mary's 75, Villanova 68
 Baylor 72, **Saint Mary's 49**
Gonzaga 67, Florida State 60
 Syracuse 87, **Gonzaga 65**

CIT

Pacific 86, **Loyola Marymount 76**
 Northern Colorado 81, **Portland 73**

2009 NCAA

Gonzaga 77, Akron 64
Gonzaga 83, Western Kentucky 81
 North Carolina 98, **Gonzaga 77**

NIT

Saint Mary's 68, Washington State 57
Saint Mary's 80, Davidson 68
 San Diego State 70, **Saint Mary's 66**

CIT

Pacific 82, **Portland 76**

2008 NCAA

Davidson 82, **Gonzaga 76**
San Diego 70, Connecticut 69

Western Kentucky 72, **San Diego 63**
 Miami 78, **Saint Mary's 64**

2007 NCAA

Indiana 70, **Gonzaga 57**

2006 NCAA

Gonzaga 79, Xavier 75
San Diego 90, Indiana 80
 UCLA 73, **Gonzaga 71**

2005 NCAA

Gonzaga 75, Winthrop 64
 Texas Tech 71, **Gonzaga 69**
 Southern Illinois 65, ***Saint Mary's 56**

NIT

San Francisco 69, Denver 67
 Cal State Fullerton 85, **San Francisco 69**

2004 NCAA

Gonzaga 76, Valparaiso 49
 Nevada 91, **Gonzaga 72**

2003 NCAA

***Gonzaga 74**, Cincinnati 69
 Arizona 96, **Gonzaga 95 2ot**
 Stanford 77, **San Diego 69**

2002 NCAA

Wyoming 73, **Gonzaga 66**
 Wake Forest 83, ***Pepperdine 74**

2001 NCAA

Gonzaga 86, Virginia 85
Gonzaga 85, Indiana State 68
 Michigan State 77, **Gonzaga 62**

NIT

Pepperdine 72, Wyoming 69
 New Mexico 81, **Pepperdine 78**

2000 NCAA

Gonzaga 77, Louisville 66
Gonzaga 82, St. John's 76
 Purdue 75, **Gonzaga 66**
Pepperdine 75, Indiana 55
 Oklahoma State 75, ***Pepperdine 67**

1999 NCAA

Gonzaga 75, Minnesota 63
Gonzaga 82, Stanford 74
Gonzaga 73, Florida 72
 UConn 67, **Gonzaga 62**

NIT

at Colorado 65, **Pepperdine 61**

1998 NCAA

Utah 82, **San Francisco 68**

NIT

Gonzaga 69, at Wyoming 55
 at Hawaii 78, **Gonzaga 70**

1997 NCAA

Wake Forest 68, **Saint Mary's 46**

1996 NCAA

***Santa Clara 91** Maryland 79
 Kansas 76, **Santa Clara 51**
 Villanova 92, **Portland 58**

NIT

at Washington State 92, **Gonzaga 73**

1995 NCAA

Maryland 87, **Gonzaga 63**
 Mississippi State 75, **Santa Clara 67**

1994 NCAA

Michigan 78, **Pepperdine 74 (ot)**

NIT

Gonzaga 80, at Stanford 76

WCC Postseason Results

at Kansas State 66, **Gonzaga** 64

1993 NCAA

Santa Clara 64, Arizona 61
Temple 68, **Santa Clara** 57

NIT

Pepperdine 53, UC Santa Barbara 50
USC 71, **Pepperdine** 59

1992 NCAA

Memphis State 80, **Pepperdine** 70

1991 NCAA

Seton Hall 72, **Pepperdine** 51

1990 NCAA

Loyola Marymount 111, New Mexico St. 92
Loyola Marymount 149, Michigan 115
Loyola Marymount 62, Alabama 60
UNLV 131, **Loyola Marymount** 101

1989 NCAA

Arkansas 120, **Loyola Marymount** 101
Clemson 83, ***Saint Mary's** 70

NIT

Pepperdine 84, New Mexico St. 69
New Mexico 86, **Pepperdine** 69
New Mexico 91, **Santa Clara** 76

1988 NCAA

Loyola Marymount 119, Wyoming 115
No. Carolina 123, **Loyola Marymount** 97

NIT

New Mexico 86, **Pepperdine** 75
Oregon 81, **Santa Clara** 65

1987 NCAA

Auburn 62, ***San Diego** 61
Iowa 99, **Santa Clara** 76

1986 NCAA

Maryland 69, **Pepperdine** 64

NIT

Loyola Marymount 80, California 75
Wyoming 99, **Loyola Marymount** 90

1985 NCAA

Duke 75, **Pepperdine** 62

NIT

Fresno St. 79, **Santa Clara** 76 (3ot)

1984 NCAA

Princeton 65, **San Diego** 56

NIT

Santa Clara 66, Oregon 53
Santa Clara 76, Lamar 74
SW Louisiana 97, **Santa Clara** 76

1983 NCAA

No. Carolina St. 69, **Pepperdine** 67 (2ot)

1982 NCAA

Pepperdine 99, Pittsburgh 88
Oregon State 70, **Pepperdine** 51
Boston College 70, **San Francisco** 66

1981 NCAA

Kansas State 64, **San Francisco** 60

1980 NCAA

Arizona St. 99, **Loyola Marymount** 71

NIT

Long Beach St. 104, **Pepperdine** 87

1979 NCAA

San Francisco 86, Brigham Young 63

UCLA 99, **San Francisco** 81
Pepperdine 92, Utah 88 (ot)
UCLA 76, **Pepperdine** 71

NIT

Nevada-Reno 62, Oregon State 61
Texas A&M 64, **Nevada-Reno** 57

1978 NCAA

San Francisco 68, North Carolina 64
Fullerton State 75, **San Francisco** 72

1977 NCAA

UNLV 121, **San Francisco** 95

1976 NCAA

Pepperdine 87, Memphis State 77
UCLA 70, **Pepperdine** 61

NIT

NC Charlotte 79, **San Francisco** 74 ot

1975 NCAA

UNLV 90, San Diego State 80
Arizona State 84, **UNLV** 81

1974 NCAA

San Francisco 64, New Mexico 61
UCLA 83, **San Francisco** 60

1973 NCAA

San Francisco 77, Long Beach St. 67
UCLA 54, **San Francisco** 39

1972 NCAA

Long Beach St. 77, **San Francisco** 55
San Francisco 74, Weber State 64

1971 NCAA

Long Beach State 77, **Pacific** 67
Pacific 84, Brigham Young 81

1970 NCAA

Utah State 69, **Santa Clara** 68
Santa Clara 89, Long Beach St. 86

1969 NCAA

Santa Clara 63, Weber State 59
UCLA 90, **Santa Clara** 52

1968 NCAA

Santa Clara 86, New Mexico 73
UCLA 87, **Santa Clara** 66

1967 NCAA

Pacific 72, Texas-El Paso 63
UCLA 80, **Pacific** 64

1966 NCAA

Utah 83, **Pacific** 74
Houston 102, **Pacific** 91

NIT

San Francisco 89, Penn State 77
Army 80, **San Francisco** 63

1965 NCAA

San Francisco 91, Oklahoma City 67
UCLA 101, **San Francisco** 93

1964 NCAA

San Francisco 64, Utah State 58
UCLA 76, **San Francisco** 72

1963 NCAA

Oregon State 65, **San Francisco** 61
San Francisco 76, UCLA 75

1962 NCAA

Oregon State 69, **Pepperdine** 67
Pepperdine 75, Utah State 71

1961 NCAA

Loyola 69, USC 67
Utah 91, **Loyola** 75

1960 NCAA

California 69, **Santa Clara** 49
Utah 89, **Santa Clara** 81

1959 NCAA

Saint Mary's 80, Idaho State 71
California 66, **Saint Mary's** 46

1958 NCAA

Seattle 69, **San Francisco** 67
San Francisco 57, Idaho State 51

1957 NCAA

San Francisco 66, Idaho State 51
San Francisco 50, California 46
Kansas 80, **San Francisco** 56
San Francisco 67, Michigan State 60

1956 NCAA

San Francisco 72, UCLA 61
San Francisco 92, Utah 77
San Francisco 86, So. Methodist 68
***San Francisco** 83, Iowa 71

1955 NCAA

San Francisco 89, W. Texas State 66
San Francisco 78, Utah 59
San Francisco 57, Oregon State 56
San Francisco 62, Colorado 50
*** San Francisco** 77, LaSalle 63

1954 NCAA

Santa Clara 73, Texas Tech 64
Santa Clara 73, Colorado A&M 50
Southern Cal 66, **Santa Clara** 65

1953 NCAA

Santa Clara 81, Hardin-Simmons 56
Santa Clara 67, Wyoming 52
Washington 74, **Santa Clara** 62

*At-Large selection

MULTIPLE POST-SEASON YEARS

NCAA

2010	Gonzaga*, Saint Mary's
2008	Gonzaga*, Saint Mary's*, San Diego
2005	Gonzaga, Saint Mary's*
2003	San Diego, Gonzaga
2002	Pepperdine, Gonzaga
2000	Pepperdine, Gonzaga
1996	Portland, Santa Clara*
1995	Gonzaga, Santa Clara*
1989	Loyola Marmount, Saint Mary's*
1987	Santa Clara, San Diego*
1982	Pepperdine, San Francisco*

NIT

1989	Santa Clara, Pepperdine
1988	Santa Clara, Pepperdine

MOST POST-SEASON PARTICIPANTS

No.	Year	NCAA	NIT
4	1989	LMU, SMC	SCU, PEP
3	2008	GON, SMC, USD	
3	2005	GON, SMC	USF
3	1996	POR, SCU	GON
3	1988	LMU	SCU, PEP
3	1979	USF, PEP	UNR