

THE CATAMOUNTS

2004-05 Western Carolina University Basketball Media Guide



#4 • David Berghoefer
6-10, 230, Jr., C – p. 18-19



#24 • Charles Bouie
6-7, 210, Fr., F – p. 25



#13 • Rans Brempong
6-8, 210, RSr., F – p. 12-13



#40 • Kyle Greathouse
6-0, 175, So., G – p. 24



#11 • Trey Hopkins
6-1, 175, Fr., G – p. 25



#30 • Jamar Jenkins
6-6, 225, Fr., F – p. 25



#21 • Negus McKenna
6-4, 210, Fr., G – p. 26



#3 • Corey Muirhead
6-6, 185, So., G – p. 20-21



#22 • Lunzaya Nlandu
6-7, 240, Sr., F/C – p. 14-15



#0 • Jared Outing
6-7, 200, Jr., F – p. 22-23



#5 • Antonio Russell
6-0, 170, Fr., G – p. 26



#14 • Eric Wilson
6-1, 210, Fr., G – p. 26



#33 • Terrence Woodyard
6-9, 185, Sr., F – p. 16-17





THE CATAMOUNTS

2004-05 Western Carolina University Basketball Media Guide



RANS BREMPONG

6-8, 210, R Sr., F
Thornhill, Ontario
Thornlea HS

#13

An All-Southern Conference candidate ... One of the premier shot blockers in the nation ... Is already WCU's career leader in the category with 225 to date, which ranks third on the SoCon career list ... Owns the top three spots in the WCU single-season blocked shots list with 93 as a freshman, 66 as a sophomore and 65 as a junior ... Despite being just 6-8 and 210 pounds, is a force in the paint due to his long arms, quick jumping ability and his timing ... Has continued to add weight, making him even more of a presence.

2003-04: Redshirted in his senior season ... Played 20 minutes in the season opener at Georgia ... Fractured his mandible (broken jaw) in the first half versus the Bulldogs but Brempong played 10 minutes in the second half as Western nearly pulled out a win in Athens.

2002-03: For the second time in his career, finished as the SoCon leader in blocked shots (2.5 per game, 65 total) ... His average additionally was good for 20th in the NCAA ... Named SoCon Player of the Week (Jan. 28) after hitting the game-winning shots in two of Western Carolina's three contests over the seven-day span ... Drained a free throw with four-tenths of a second left to beat SoCon North Division leader Appalachian State (Jan. 21) ... Finished the game with nine points on 4-of-8 shooting while tying a career-high with 12 rebounds and blocking four shots ... On Jan. 27 at UNC Greensboro, made 4-of-8 shots from the field in scoring 10 points, leading the Cats to their first road win of the season ... Scored six of Western's final 11 points inside the final 2:51, including the game winner as time expired versus the Spartans ... Added five rebounds and two blocked shots in the victory ... In the two wins, averaged 9.5 points, 8.5 rebounds and 3.0 blocked shots ... In his other game of the week, only played 17 minutes versus Georgia Southern due to foul trouble, but managed five rebounds ... Lead the team with a .513 field goal percentage and by pulling down 6.3 rebounds ... Started the New Year in impressive fashion, getting five blocked shots in the VMI and Reinhardt games each ... Also had five blocked shots versus UNC Greensboro (Feb. 8) ... Had four blocked shots in the UNC Asheville, Liberty and Appalachian State (Jan. 21) games and rejected three shots at Tennessee, at Davidson and at VMI ... One of his rejections against the Vols came when UT senior Ron Slay tried to finish a fast break with a slam ... However, Brempong swatted the ball away and the effort was featured on ESPN's SportsCenter as one of the day's "Top Plays" ... Against VMI (Jan. 5), scored seven points with seven rebounds and five blocked shots

THE SOUTHERN CONFERENCE'S ALL-TIME BLOCKED SHOTS LEADERS

Rank	Player (School)	Seasons	Games	Blks
1.	George Singleton, FUR	1981-84	106	269
2.	Jody Lumpkin, CofC	1998-01	90	238
3.	RANS BREMPONG, WCU	2000-pres.	86	225

in just 23 minutes of play ... Versus Reinhardt, led the Cats with 16 points and a season-high 12 rebounds, while once again blocking five shots ... His 18 points at Furman was a career high in a league game, as was his eight field goals made (on just 10 attempts) ... Had an impressive debut to his season versus Southeastern ... He went 6-of-10 from the field to score a season-high 16 points while pulling down 10 rebounds ... At Liberty, while being held scoreless, grabbed 11 rebounds ... Played one of his better games of the season at Marshall ... Was 6-of-8 from the field in scoring 12 points and contained the Thundering Herds' 6-10 center to just eight points on 1-of-2 shooting from the floor ... While the stat sheet at VMI (Feb. 15) was not great, all seven of his points came at critical times and he blocked three shots ... The last rejection came with two minutes left and WCU clinging to a narrow two-point lead, 55-53 ... Missed the first two games of the season after fracturing his left hand in the pre-season ...

2001-02: On a team with four seniors, was named a team captain during his sophomore campaign ... Blocked 66 shots, which is second on the WCU single-season list and 13th on the SoCon single-season list ... Ended the regular season second in the SoCon and 31st nationally in blocked shots (2.4 avg.) ... Became WCU's all-time leading shot blocker during the Guilford game, a game in which he recorded four rejections (Tied previous WCU record holder Tommy Lavelle in the game with 112 career rejections. However, Brempong accomplished the feat in just 39 games, while Lavelle needed 117) ... Averaged 6.8 rebounds per game over his final eight contests, grabbing a career-high 14 versus Appalachian State (Jan. 28) and 10 versus VMI (Feb. 9) ... Scored 12 points, making 4-of-4 at the line, in WCU's win at VMI ... Also scored 12 points versus Toccoa Falls and Emmanuel ... Scored 10 points on 5-of-7 shooting to key Western's win over Guilford.

Summer of 2001: Was very active, playing on various all-star teams, which saw him travel to Italy, Mexico and China ... Most notably, represented the Canadian national team at the 2001 World University Games ... Had an opportunity

BREMPONG'S CAREER STATISTICS

Season	GP-GS	MIN	TOTAL			3-POINTERS			REBOUNDS							PTS-AVG
			FG-FGA	PCT	FT-FTA	PCT	FG-FGA	PCT	FT-FTA	PCT	OFF-DEF	TOT AVG	PF-FQ	A TO BLK	ST	
2000-01	Western	31 22	871	93 226	.412	0 0	...	43 80	.538	63 113	176 5.7	96 5	17 70	93 28	229 7.4	
2001-02	Western	28 19	581	65 129	.504	0 1	.000	22 34	.647	60 74	134 4.8	74 4	9 44	66 22	152 5.4	
2002-03	Western	26 23	672	81 158	.513	0 2	.000	32 56	.571	52 112	164 6.3	83 3	16 46	65 22	194 7.5	
2003-04	Western*	1 1	20	2 4	.500	0 0	...	0 0	...	3 3	6 6.0	1 0	3 2	1 0	4 4.0	
TOTAL	WCU	86 65	2144	241 517	.466	0 3	.000	97 170	.571	178 302	480 5.6	254 12	45 162	225 72	579 6.7	

* - redshirted in 2003-04 due to an injury.



THE CATAMOUNTS

2004-05 Western Carolina University Basketball Media Guide



to participate for Canada in the Goodwill Games in Australia, but declined due to the start of the school year.

2000-01: Named to the SoCon All-Freshman team ... Led the Southern Conference and ranked 13th nationally in blocked shots with a 3.0 average ... Was only one of two freshmen in the nation to rank among the NCAA's top 15 in the category ... Shattered a WCU single-season record with 93 rejections (Kirby Thompson previously held the mark with 60) ... His 93 blocked shots additionally ranked second on the SoCon's single-season list and tied the league's single-season record by a freshman ... Averaged 7.4 points and 5.7 rebounds ... Started 22 of the team's 31 games, including each of the last 21 ... Tied a WCU single-game record with seven blocked shots versus Mercer (Dec. 12) ... Tallied four blocked shots or more on 13 occasions, including five rejections versus The Citadel in the first round of the SoCon Championship ... Registered a double-double versus St. Mary's College, leading the team with a career-high 21 points and 12 rebounds ... Also had double-figure rebound performances versus Georgia Southern and at Furman ... His 13 boards versus GSU marked a career high ... Was also 5-of-7 from the field against the Eagles with six blocked shots, which allowed him to set the WCU single-season blocked shots record.

PRIOR TO WCU: Three-time York Region All-Star team member ... Selected to the *Toronto Star's* Top Five All-Star team as a senior ... Averaged a triple-double as a senior — 17 points, 17 rebounds and 10 blocked shots ... Once blocked 25 shots in a game ... Coached at Thornlea HS by Mark Fuller ... Played on the Canadian Junior National Team during the summer of 2000.

PERSONAL: Born Ransford Sifa Brempong on July 22, 1981 in Winnipeg, Manitoba ... Son of Sam and Dorothy Brempong.

BREMPPONG'S CAREER HIGHS

ALL GAMES

Points: 21, ST. MARY'S (11/27/00)
 FG Made: 9, ST. MARY'S (11/27/00)
 FG Att.: 15, ST. MARY'S (11/27/00)
 3FG Made: NA
 3 FG Att.: 1, two times
 FT Made: 6, LEE (11/21/00)
 FT Att.: 10, ST. MARY'S (11/27/00)
 Rebounds: 14, APPALACHIAN ST. (1/28/02)
 Off. Rebs.: 6, DAVIDSON (1/2/01)
 Def. Rebs.: 9, five times
 Assists: 3, two times
 Steals: 3, five times
 Blocks: 7, MERCER (12/12/00)
 Minutes: 39, at The Citadel (1/8/01)

SOCON GAMES ONLY

Points: 18, at Furman (1/13/03)
 FG Made: 8, at Furman (1/13/03)
 FG Att.: 14, at The Citadel (1/8/01)
 3FG Made: NA
 3 FG Att.: 1, two times
 FT Made: 5, DAVIDSON (1/2/01)
 FT Att.: 9, DAVIDSON (1/2/01)
 Rebounds: 14, APPALACHIAN ST. (1/28/02)
 Off. Rebs.: 6, DAVIDSON (1/2/01)
 Def. Rebs.: 9, three times
 Assists: 3, at East Tennessee State (2/10/03)
 Steals: 3, two times
 Blocks: 6, GEORGIA SOUTHERN (1/22/01)
 Minutes: 39, at The Citadel (1/8/01)

2000-01 GAME-BY-GAME STATISTICS

OPPONENT	GP	GS	MIN	TOTAL FG - FGA	3-PTS FG - FGA	FT - FTA	REBOUNDS OFF DEF TOT	PF	A	TO	BLK	ST	PTS
vs St. Joseph's %	*	*	28	3 9	0 0	1 4	2 3 5	2	0	6	1	1	7
at Vanderbilt %	*	*	32	1 4	0 0	0 2	1 3 4	4	1	0	2	2	2
vs South Carolina State %	*	*	26	4 6	0 0	3 3	1 4 5	3	0	3	1	2	11
LEE	*	*	22	1 4	0 0	6 8	4 5 9	2	1	1	2	3	8
ST. MARY'S COLLEGE	*	*	31	9 15	0 0	3 10	4 8 12	2	1	4	5	0	21
at Clemson	*	*	19	2 11	0 0	0 0	3 4 7	4	0	2	2	1	4
at UNC Asheville	*	*	22	3 8	0 0	2 5	4 4 8	3	1	2	5	1	8
STETSON	*	*	24	3 7	0 0	0 0	1 2 3	3	1	0	3	0	6
at Belmont	*	*	21	0 2	0 0	0 0	1 1 2	4	0	1	1	0	0
MERCER	*	*	32	4 13	0 0	0 0	3 5 8	4	2	3	7	1	8
at Marquette	*	*	34	5 10	0 0	3 6	2 4 6	2	0	0	2	1	13
at Iowa State	*	*	31	3 8	0 0	0 3	0 6 6	5	0	3	4	0	6
DAVIDSON	*	*	35	4 9	0 0	5 9	6 2 8	2	1	4	3	1	13
at VMI	*	*	14	1 2	0 0	0 0	1 2 3	4	0	2	0	0	2
at The Citadel	*	*	39	7 14	0 0	0 0	3 4 7	1	0	6	3	0	14
BELMONT	*	*	29	4 11	0 0	1 2	1 3 4	4	1	1	2	2	9
EAST TENNESSEE STATE	*	*	31	1 3	0 0	0 1	2 5 7	5	0	4	4	0	2
at College of Charleston	*	*	35	5 9	0 0	0 0	2 3 5	0	1	1	4	1	10
at Appalachian State	*	*	22	3 6	0 0	0 1	2 2 4	4	0	1	4	0	6
GEORGIA SOUTHERN	*	*	29	5 7	0 0	1 2	4 9 13	3	0	2	6	2	11
VMI	*	*	18	1 5	0 0	2 2	2 1 3	5	1	2	2	0	4
at Furman	*	*	33	2 9	0 0	0 0	3 8 11	0	1	3	4	0	4
at East Tennessee State	*	*	30	3 7	0 0	4 4	1 1 2	5	0	4	4	1	10
APPALACHIAN STATE	*	*	34	2 10	0 0	2 3	4 4 8	3	2	6	2	1	6
at UNC Greensboro	*	*	31	6 11	0 0	2 4	1 2 3	4	0	4	5	3	14
at Davidson	*	*	29	2 7	0 0	0 0	1 3 4	3	0	0	1	0	4
CHATTANOOGA	*	*	28	3 6	0 0	1 1	3 3 6	4	1	1	2	2	7
WOFFORD	*	*	33	3 7	0 0	3 4	0 6 6	5	1	1	4	1	9
UNC GREENSBORO	*	*	23	2 3	0 0	1 2	0 2 2	3	0	2	3	1	5
vs The Citadel #	*	*	30	1 2	0 0	3 4	1 3 4	3	0	1	4	1	5
vs UNC Greensboro #	*	*	26	0 1	0 0	0 0	0 1 1	1	0	1	0	0	0
TOTALS	31	22	871	93 226	0 0	43 80	63 113 176	96	17	70	93	28	229

%-America's Youth Classic (Nashville, Tenn.) #-Southern Conference Championship

2001-02 GAME-BY-GAME STATISTICS

OPPONENT	GP	GS	MIN	TOTAL FG - FGA	3-PTS FG - FGA	FT - FTA	REBOUNDS OFF DEF TOT	PF	A	TO	BLK	ST	PTS	
TENNESSEE WESLEYAN	*	*	25	3 6	0 0	0 0	5 3 8	3	0	4	1	3	6	
at Coastal Carolina	*	*	22	1 2	0 0	0 0	0 4 4	0	4	1	0	0	2	
TOCCOA FALLS	*	*	11	6 8	0 0	0 0	2 2 4	0	0	1	4	0	12	
EMMANUEL	*	*	19	5 6	0 0	2 2	2 4 6	2	0	2	5	2	12	
UNC ASHEVILLE	*	*	16	2 3	0 0	1 2	3 2 5	2	0	3	2	1	5	
at Stetson	*	*	12	3 5	0 0	0 0	2 1 3	3	0	2	0	0	6	
at Florida State	*	*	13	1 5	0 0	0 0	1 0 1	0	0	2	2	0	2	
GUILFORD	*	*	27	5 7	0 0	0 2	0 1 1	1	0	1	2	4	0	10
at Kansas State	*	*	19	0 1	0 0	0 0	2 2 4	4	1	3	0	1	0	
at Wichita State	*	*	24	2 4	0 0	1 2	2 5 7	4	0	2	3	0	5	
at Eastern Michigan	*	*	17	3 5	0 0	0 0	3 1 4	5	1	0	3	2	6	
at VMI	*	*	23	4 7	0 1	4 4	3 3 6	0	0	0	2	2	12	
DAVIDSON	*	*	17	1 5	0 0	0 0	1 2 3	4	0	2	2	2	2	
FURMAN	*	*	17	1 3	0 0	2 2	3 2 5	3	0	1	0	0	4	
THE CITADEL	*	*	22	4 5	0 0	0 2	0 4 4	4	0	0	5	1	8	
at Appalachian State	*	*	23	3 4	0 0	3 4	2 0 2	5	1	1	4	1	9	
UNC GREENSBORO	*	*	27	2 5	0 0	0 0	3 0 3	3	1	1	2	3	4	
at Georgia Southern	*	*	24	3 8	0 0	1 2	3 0 3	2	2	0	4	0	7	
at Davidson	*	*	25	1 6	0 0	0 0	3 3 6	1	1	1	4	0	2	
APPALACHIAN STATE	*	*	24	2 3	0 0	0 0	5 9 14	5	0	0	4	0	4	
at UNC Greensboro	*	*	23	2 3	0 0	0 0	0 2 2	5	0	3	0	1	4	
EAST TENNESSEE STATE	*	*	18	0 2	0 0	2 2	3 3 6	3	0	2	3	1	2	
VMI	*	*	26	2 4	0 0	2 2	2 8 10	2	1	2	2	1	6	
COLLEGE OF CHARLESTON	*	*	16	2 7	0 0	3 3	4 1 5	1	0	0	1	0	7	
at East Tennessee State	*	*	26	2 4	0 0	1 4	1 5 6	1	0	2	4	1	5	
at Wofford	*	*	24	1 2	0 0	0 0	2 2 4	3	0	2	1	0	2	
at Chattanooga	*	*	16	1 4	0 0	0 0	2 3 5	4	0	2	2	0	2	
vs Furman #	*	*	25	3 5	0 0	0 1	1 2 3	1	0	0	1	0	6	
TOTALS	28	19	581	65 129	0 1	22 34	60 74 134	74	9	44	66	22	152	

#-Southern Conference Championship

2002-03 GAME-BY-GAME STATISTICS

OPPONENT	GP	GS	MIN	TOTAL FG - FGA	3-PTS FG - FGA	FT - FTA	REBOUNDS OFF DEF TOT	PF	A	TO	BLK	ST	PTS
COASTAL CAROLINA	*	*	DNP	DNP	DNP	DNP	DNP	DNP	DNP	DNP	DNP	DNP	DNP
TOCCOA FALLS	*	*	DNP	DNP	DNP	DNP	DNP	DNP	DNP	DNP	DNP	DNP	DNP
SOUTHEASTERN	*	*	23	6 10	0 0	4 7	5 5 10	3	1	3	2	3	16
at UNC Asheville	*	*	28	3 6	0 1	0 0	0 2 2	2	0	4	2	1	6
at Liberty	*	*	36	0 4	0 0	0 0	2 9 11	5	2	4	4	2	0
NORTH GREENVILLE	*	*	24	3 5	0 0	2 2	1 6 7	3	2	2	4	0	8
at West Virginia	*	*	17	3 7	0 0	0 0	3 2 5	4	0	3	1	1	6
at Marshall	*	*	21	6 8	0 0	0 0	2 2 4	4	0	1	2	0	12
at Tennessee	*	*	27	2 4	0 0	0 2	2 3 5	1	1	1	3	0	4
at DePaul	*	*	24	1 4	0 0	1 2	1 2 3	2	2	1	2	1	3
VMI	*	*	23	2 6	0 0	3 3	3 4 7	3	1	0	5	1	7
REINHARDT	*	*	34	6 13	0 0	4 7	3 9 12	2	0	3	5	2	16
at Davidson	*	*	26	3 6	0 0	0 1	1 6 7	4	1	1	2	1	6
at Furman	*	*	29	8 10	0 1	2 3	1 8 9	2	0	1	2	2	18
at The Citadel	*	*	15	2 5	0 0	0 0	0 1 1	5	0	1	2	0	4
APPALACHIAN STATE	*	*	33	4 8	0 0	1 2	3 9 12	3	0	4	4	0	9
GEORGIA SOUTHERN	*	*	17	0 3	0 0	0 0	1 4 5	5	0	2	1	0	0
at UNC Greensboro	*	*	26	4 8	0 0	2 2	2 3 5	2	0	2	2	1	10
DAVIDSON	*	*	29	4 8	0 0	3 6	5 3 8	3	1	2	3	1	11
at Appalachian State	*	*	19	1 3	0 0	1 1	2 3 5	4	0	2	2	0	3
UNC GREENSBORO	*	*	33	1 3	0 0	2 5	1 2 3	1	1	3	5	0	4
at East Tennessee State	*	*	20	0 1	0 0	0 0	0 2 2	2	3	3	2	0	0
at VMI	*	*	35	3 5	0 0	1 2	2 4 6	4	0	1	3	2	7
at College of Charleston	*	*	32	3 6	0 0	2 2	2 6 8	4	0	0	1	0	8
EAST TENNESSEE STATE	*	*	33	6 8	0 0	0 0	2 5 7	3	1	2	1	2	12
WOFFORD	*	*	22	5 6	0 0	4 5	4 4 8	4	0	0	2	0	14
CHATTANOOGA	*	*	24	1 5	0 0	0 2	1 3 4	4	0	0	3	1	2
vs Georgia Southern #	*	*	22	4 6	0 0	2 3	3 5 8	4	0	0	0	1	8
TOTALS	26	23	672	81 158	0 2	32 56	52 112 164	83	16	46	65	22	194

#-Southern Conference Championship

2003-04 GAME-BY-GAME STATISTICS

OPPONENT	GP	GS	MIN	TOTAL FG - FGA	3-PTS FG - FGA	FT - FTA	REBOUNDS OFF DEF TOT	PF	A	TO	BLK	ST	PTS
at Georgia	*	*	20	2 4	0 0	0 0	3 3 6	1	3	2	1	0	4


(NOTE - redshirted 2003-04 season after suffering an injury in the Georgia game, the season opener)





THE CATAMOUNTS

2004-05 Western Carolina University Basketball Media Guide



LUNZAYA NLANDU

6-7, 240, Sr., F/C
 Montreal, Quebec
 Lucien Page HS
 Santa Fe (FL) CC

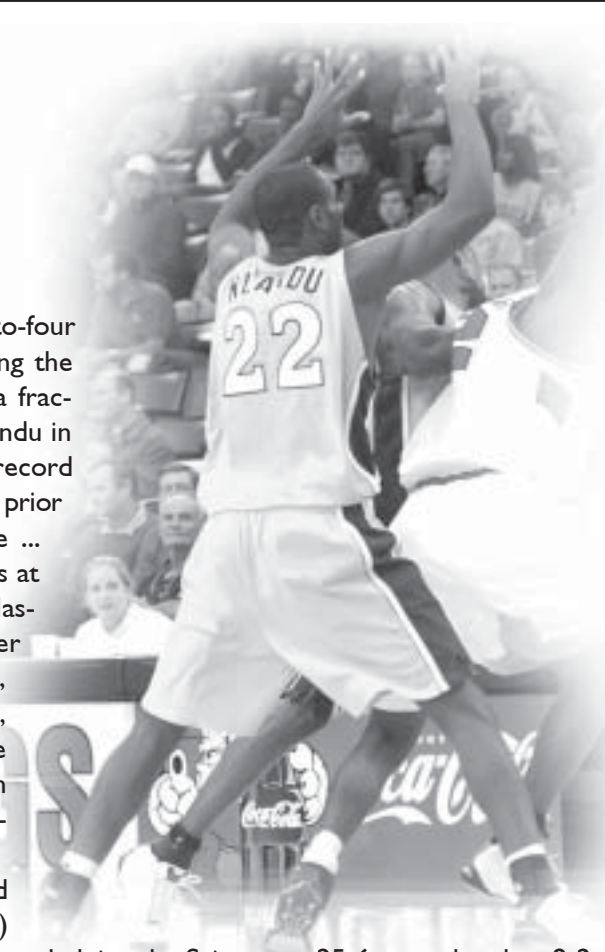
#22

2003-04: Originally set to be sidelined three-to-four weeks on January 1, Nlandu would end up missing the entire second half of the season after suffering a fractured medial malleoli on his left ankle ... With Nlandu in the lineup, Western posted a 6-4 record and a 5-1 record in Nlandu's six starts ... Suffered the injury prior to Western's trip to Montana State ... However, he started both contests at the MSU-Holiday Stores/Big R Classic, averaging 20.5 minutes per contest ... For the season, Nlandu averaged 3.5 points, shooting 59.1 percent from the field, and ranked second on the team by averaging 5.0 rebounds per contest.

PRIOR TO WCU: Played one season at Santa Fe (Fla.)

Community College last season, helping the Saints to a 25-6 record and an 8-2 mark en route to the Mid-Florida Conference regular-season championship ... Sante Fe additionally ranked as high as 19th in the National Junior College Athletic Association (NJCAA) during the 2002-03 season ... Averaged 5.1 points, 6.74 rebounds and 1.7 assists for the Saints, while shooting 44.6 percent from the field ... Played on the Canadian Junior National team from 1997-2000 and toured South America one summer on a Canadian team with current Catamount Rans Brempong ... Began his college career at Northeastern University, playing in 28 games, starting 16 ... Finished his freshman season as Northeastern's leader in total rebounds with 96, averaging 3.4 boards per contest, and averaged 3.6 points per game ... Played basketball at Vanier, a prep school in St. Laurent, Quebec ... While there, he averaged 17.8 points and 11.2 rebounds ... Before playing at Vanier, Nlandu played basketball at Lucien Page High School ... During his senior season at Lucien Page, Nlandu was team captain and he was named Montreal Basketball League's Player of the Year ... During his junior season Nlandu led Lucien Page to the Provincial Basketball Championship.

PERSONAL: Born Lonzaya Nlandu on February 9, 1980 in Kinshasa, Zaire ... Son of Mbenza Nlandu and Kisilu Malumdama.



NLANNDU'S CAREER STATISTICS

Season	GP-GS	MIN	TOTAL			3-POINTERS			REBOUNDS							PTS-AVG
			FG-FGA	PGT	FT-FTA	PGT	PGT	OFF-DEF	TOT	AVG	PF-FQ	A	TQ	BLK	ST	
2001-02	NU *	28 16	466	36 87	.414	3 11	.273	26 57	.456	41 55	96 3.4	84 5	23 31	9 16	101 3.6	
2003-04	Western	10 6	207	13 22	.591	0 0	.000	9 22	.409	14 36	50 5.0	32 3	5 21	0 4	35 3.5	
TOTAL	Division I	38 22	673	49 109	.450	3 11	.273	35 79	.443	55 91	146 3.8	116 8	28 52	9 20	136 3.6	

* - played his freshman year (2001-02) at Northeastern University in Boston; spent sophomore year (2002-03) at Sante Fe (FL) CC.



THE CATAMOUNTS

2004-05 Western Carolina University Basketball Media Guide



2001-02 GAME-BY-GAME STATISTICS AT NORTHEASTERN UNIVERSITY

OPPONENT	GP	GS	MIN	TOTAL		3-PTS		REBOUNDS			PF	A	TQ	BLK	ST	PTS		
				FG	FGA	FG	FGA	FT	FTA	OFF							DEF	TOT
vs Columbia	*	*	33	2	7	0	1	2	4	4	1	5	2	1	0	2	6	
vs Drexel	*	*	23	1	5	0	1	0	0	0	4	4	5	1	3	0	1	2
BROWN	*	*	12	0	0	0	0	0	0	1	2	3	4	1	0	0	0	0
NORTHERN ARIZONA	*		17	3	6	1	1	0	0	2	0	2	3	1	0	0	0	7
at Harvard	*		9	0	0	0	0	1	2	1	0	1	1	1	4	0	0	1
at Virginia Tech	*		17	0	3	0	0	1	2	1	0	1	1	0	3	0	0	0
at Loyola (MD)	*		15	3	4	0	1	0	2	1	4	5	3	1	1	0	0	6
at Connecticut	*		10	0	1	0	0	0	2	0	0	0	4	0	0	0	1	0
at Drexel	*	*	17	2	4	0	0	0	0	1	4	5	5	2	1	0	0	4
RIDER	*	*	28	4	9	1	2	4	8	3	1	4	5	1	4	0	2	13
at Rhode Island	*	*	27	1	5	0	1	0	0	2	7	9	5	2	0	1	1	2
at New Hampshire	*	*	31	2	4	1	1	5	10	2	5	7	3	4	1	0	0	10
at Hartford	*	*	16	1	1	0	0	0	0	1	4	5	5	0	0	0	0	2
VERMONT	*	*	19	3	4	0	0	0	2	0	3	3	4	0	4	1	1	6
STONY BROOK	*	*	24	2	4	0	0	4	6	1	2	3	3	2	3	0	2	8
BINGHAMTON	*	*	25	4	9	0	1	1	2	6	3	9	2	1	0	3	1	9
at Vermont	*	*	14	0	4	0	0	3	4	4	2	6	3	1	0	0	0	3
BOSTON UNIVERSITY	*	*	16	1	2	0	1	0	0	0	0	0	2	1	1	0	0	2
at Binghamton	*		3	0	0	0	0	0	0	1	1	0	0	0	0	0	0	0
at Albany	*		8	0	0	0	0	1	2	1	0	1	0	0	0	0	0	1
HARTFORD	*	*	23	2	4	0	0	0	2	1	2	3	4	2	1	0	2	4
MAINE	*	*	17	2	3	0	1	1	3	2	1	3	4	0	1	0	0	5
NEW HAMPSHIRE	*	*	23	2	4	0	0	4	5	5	5	10	4	0	1	1	2	8
ALBANY	*		5	0	1	0	0	0	0	1	0	1	0	0	3	0	1	0
at Boston University	*		11	1	2	0	0	0	3	1	1	2	3	0	0	1	0	2
at Stony Brook	*		6	0	0	0	0	0	0	0	0	0	2	0	0	0	0	0
at Maine	*		6	0	1	0	0	0	0	0	1	1	3	1	0	0	0	0
vs Boston University	*		11	0	0	0	0	0	0	1	1	2	3	0	0	2	0	0
TOTALS	28	16	466	36	87	3	11	26	57	41	55	96	84	23	31	9	16	101

#-America East Conference Championship

2003-4 GAME-BY-GAME STATISTICS AT WESTERN CAROLINA UNIVERSITY

OPPONENT	GP	GS	MIN	TOTAL		3-PTS		REBOUNDS			PF	A	TQ	BLK	ST	PTS		
				FG	FGA	FG	FGA	FT	FTA	OFF							DEF	TOT
at Georgia	*		22	0	0	0	0	0	1	1	5	6	5	0	3	0	0	0
at Virginia Tech	*		16	1	2	0	0	2	4	1	0	1	5	0	1	0	0	4
MILLIGAN	*		19	1	1	0	0	2	2	0	6	6	3	0	1	0	0	4
HIGH POINT	*		10	1	3	0	0	0	0	2	2	4	1	0	2	0	0	2
UNC ASHEVILLE	*	*	31	3	5	0	0	2	6	3	8	11	3	1	5	0	0	8
at Wofford	*	*	26	4	6	0	0	0	0	4	4	8	1	2	1	0	3	8
AVERETT	*	*	13	0	1	0	0	0	2	1	3	4	5	1	1	0	0	0
at Arkansas	*	*	29	2	3	0	0	2	4	2	3	5	4	0	3	0	1	6
vs SE Louisiana %	*	*	24	0	0	0	0	1	2	0	5	5	4	0	3	0	0	1
at Montana State %	*	*	17	1	1	0	0	0	1	0	0	0	1	1	1	0	0	2
NORTH GREENVILLE			DNP - Inj.															
COLLEGE OF CHARLESTON			DNP - Inj.															
ELON			DNP - Inj.															
at Davidson			DNP - Inj.															
at East Tennessee State			DNP - Inj.															
UNC GREENSBORO			DNP - Inj.															
at Chattanooga			DNP - Inj.															
THE CITADEL			DNP - Inj.															
EAST TENNESSEE STATE			DNP - Inj.															
PIEDMONT			DNP - Inj.															
CHATTANOOGA			DNP - Inj.															
at Georgia Southern			DNP - Inj.															
at Appalachian State			DNP - Inj.															
FURMAN			DNP - Inj.															
at Elon			DNP - Inj.															
at UNC Greensboro			DNP - Inj.															
APPALACHIAN STATE			DNP - Inj.															
TOTALS	10	6	207	13	22	0	0	9	22	14	36	50	32	5	21	0	4	35

% - Holiday Stores Classic (Hosted by Montana State - Bozeman, Montana)

N L A N D U ' S C A R E E R H I G H S

NCAA CAREER HIGHS

Points: 13, vs. Rider (12/20/01)
 FG Made: 4, three times
 FG Att.: 9, vs. Rider (12/20/01)
 3FG Made: 1, three times
 3 FG Att.: 2, vs. Rider (12/20/01)
 FT Made: 5, at New Hampshire (12/29/01)
 FT Att.: 10, at New Hampshire (12/29/01)
 Rebounds: 11, UNC ASHEVILLE (12/6/03)
 Off. Rebs.: 6, vs. Binghamton (1/12/02)
 Def. Rebs.: 8, UNC ASHEVILLE (12/6/03)
 Assists: 4, at New Hampshire (12/29/01)
 Steals: 3, at Wofford (12/15/03)
 Blocks: 3, vs. Binghamton (1/12/02)
 Minutes: 33, vs. Columbia (11/16/01)

SOCON HIGHS

Points: 8, at Wofford (12/15/03)
 FG Made: 4, at Wofford (12/15/03)
 FG Att.: 6, at Wofford (12/15/03)
 3FG Made: NA
 3 FG Att.: NA
 FT Made: NA
 FT Att.: NA
 Rebounds: 8, at Wofford (12/15/03)
 Off. Rebs.: 4, at Wofford (12/15/03)
 Def. Rebs.: 4, at Wofford (12/15/03)
 Assists: 2, at Wofford (12/15/03)
 Steals: 3, at Wofford (12/15/03)
 Blocks: NA
 Minutes: 26, at Wofford (12/15/03)

On Oct. 25, 2004, Western Carolina senior Lunzaya Nlandu was one of 14 people from a pool of 100 nominees around the nation to a semifinalist for the John Wooden Trophy, which is presented by "Athletes for a Better World."

The John Wooden Trophy is presented to two distinguished athletes - one collegiate and one professional - that best display character, teamwork, and citizenship, the attributes "Athletes for a Better World" deems central to transforming individuals, sport and society. In order to be nominated for the John Wooden Trophy, the athlete must:

In addition to the work ethic, sportsmanship, positive relationships, grace and dignity, Nlandu's charity work truly shows his desire to make this a better world.

While he does give back to the community, serving as a tutor at a local elementary school and volunteering at the Community Table of Sylva, Nlandu and a classmate, Paul Aloo, have turned their attention globally by starting Africed, which means Africa-Education. They noticed that several professors were throwing away used textbooks at the end of school year. Because they were once students in Africa, they know the reality that African students are lacking resources such as textbooks, technology and other educational material to enhance their level of education. Therefore, they started going around campus to different departments and asking professors to donate used textbooks with the intention of shipping them to Africa to build "Resource Center/Libraries" which will include educational materials such as used books, textbooks and computers.

Together, they collected approximately 500 used books and college textbooks around the campus, community and churches in the area. After that initial success, they decided to take this project to another level, asking the University bookstore if they would be willing to contribute to their effort. Not only did Western Carolina University donate more than 10,000 used books that were meant to be recycled, but they also provided Nlandu and Aloo with some office space on campus to conduct their endeavors.

This past summer, Nlandu and Aloo drove more than 2,000 miles across the states of North Carolina, South Carolina, Florida and Georgia, stopping at a number of universities asking for used text books donations. Their trips across these states were extremely successful in that several universities such as South Carolina, Central Florida and others agreed to donate not only textbooks, but possible grant money for shipping the materials. By the end of summer, they had 20,000 books and textbooks in storage awaiting shipment to Africa.

Currently, they are in the process of incorporating Africed and writing grant proposals with the intention of attracting corporations, philanthropists, institutions and individuals to gain enough funds for shipment of books and construction of the infrastructure to turn this project into a reality that will change the life of many young people. Their short term goals are to create awareness of Africed around the United States. Also, they hope to collect at least 50,000 books and receive enough funds and build the first resource center in Cameroon. Africed also wants to develop a strong relationship with American corporations and institutions for monetary donations and educational materials to build new infrastructure and receive books and textbooks donations year after year.

Nlandu said of his work, "A wise man once said, 'Every great movement was started by a group of committed people who passionately believed in something and someone who passionately believed in these people.' We are passionate about this movement because education will give young students in less fortunate countries a chance at becoming what they aspire and dare to dream. We will pursue our goals with a feeling of assurance that they can and will be met because everything is possible in this world."

WCU head coach Steve Shurina added, "Everyone, coaches and players alike, has a tremendous amount of respect for Lunzaya. We have three new coaches on our staff and the player they first 'fell in love' with was Lunzaya. All of the players think of Lunzaya as a brother and some like a father figure. They all look up to him like few players I have ever coached.


"In a very general way, Lunzaya contributes to society every day because of his permanent smile, his ability to make everyone he comes into contact with feel special, and his overall infectious positive outlook on life. Specifically, he has tutored at risk students at the local elementary school. He is fully aware of his responsibility as a role model and the impact he can have on society."





THE CATAMOUNTS

2004-05 Western Carolina University Basketball Media Guide



TERRENCE WOODYARD



6-9, 185, Sr., F
Jonesboro, Ga.
Mt. Zion HS

#33

Is the only Catamount to play in every game since the 2001-02 season opener ... Despite being the subject of redshirt conversation each year to add bulk to his frame, has found his way into the lineup in 84 consecutive games ... Can be force defensively, especially in zone defenses and guarding the ball on inbounds passes due to his long arms and leaping ability ... Has 40 career blocks, just 10 shy of entering the WCU all-time top 10 ... Should finish career among WCU all-time blocked shot leaders as he has turned in no lower than 11 in any of his first three seasons.

2003-04: Turned in one of his best, if not the best performances of his career in the season finale versus Appalachian State ... Scored 16 points on 5-of-8 shooting from the field, 1-of-2 from 3-point range and 3-of-3 from the line ... Pulled down five rebounds, including four on the defensive end ... Added two assists, two blocked shots and two steals ... Pulled down seven rebounds and scored six points in a near upset at Virginia Tech ... Two games later, scored seven points as WCU ended a three-year losing streak to UNC Asheville ... Had a season-high 11 rebounds and nine points in a win over Averett ... Led the team with 16 blocked shots on the season.

2002-03: Played in all 28 contest, starting 10 ... Was second on the team with 15 blocked shots for the season ... Was perhaps Western's best player during a three-game stretch versus Liberty, North Greenville and West Virginia ... At Liberty, tied a career high with 18 points, while scoring 17 versus North Greenville ... At West Virginia, scored 11 points and had a team-high six rebounds ... Most importantly, in a game which WCU had 21 turnovers, Woodyard only committed one in 27 minutes ... While he had an 0-of-7 shooting performance at Marshall, his defensive effort allowed him to play a season-high 34 minutes ... Held Marshall's top scorer, Ronald Blackshear, to 2-of-11 shooting from the floor and blocked two of Blackshear's shots ... After a seven game span of scoring in single digits, returned to early season form at The Citadel ... Hit 3-of-4 3-point attempts to score 10 points versus the Bulldogs ... Also had three rebounds and two blocked shots at The Citadel in playing 22 minutes, his career-high minute total in a SoCon game ... Only played three minutes in the win versus Appalachian State (Jan. 21), but tallied a rebound and two steals, including the key deflection at the end of the game to seal the win for the Catamounts ... Went 2-for-2 from 3-point range to help the Cats win



WOODYARD'S CAREER STATISTICS

Season	GP-GS	MIN	T O T A L			3-POINTERS			R E B O U N D S				PF-FO	A	T O	B L K	S T	P T S-AVG							
			FG-FGA	PCT	FG-FGA	PCT	FT-FTA	PCT	OFF-DEF	TOT	AVG														
2001-02	Western	28	3	371	34	94	.362	13	52	.250	7	17	.412	7	31	38	1.4	8	0	10	19	10	11	88	3.1
2002-03	Western	28	10	389	46	108	.426	15	48	.313	12	16	.750	21	39	60	2.1	13	0	12	23	15	13	119	4.3
2003-04	Western	27	2	358	29	84	.345	8	33	.242	24	38	.632	16	40	56	2.1	16	0	19	33	15	19	90	3.3
TOTAL	WCU	83	15	1118	109	286	.381	36	133	.271	43	71	.606	44	110	154	1.9	37	0	41	75	40	43	297	3.6



THE CATAMOUNTS

2004-05 Western Carolina University Basketball Media Guide



at UNC Greensboro (Jan. 27).

2001-02: Had three starts for the season, including one at Florida State ... Hit two 3-pointers versus the Seminoles ... Had a blocked shot in the final seconds of the first overtime at Stetson to force a second overtime and had a career-high of five rebounds ... Had a key steal inside the final 15 seconds at Kansas State and subsequently hit a free throw to seal WCU's win ... Scored a career-high 17 points versus Toccoa Falls ... Played 28 minutes in the Toccoa Falls contest, draining 7-of-12 shots from the field, including three 3's ... Was perfect from the field in WCU's win over UNC Greensboro (Jan. 19), hitting three shots from the field overall and one from 3-point range ... Added a key blocked shot versus the Spartans ... Had a career-high three blocked shots versus Emmanuel.

PRIOR TO WCU: Averaged 10 points, seven rebounds and 4.4 blocked shots per game as a senior at Mt. Zion HS ... Additionally led his team to a 25-7 record ... Coached by Rick Moore, Danny Love and Edwin Turnipseed in high school.

PERSONAL: Born Terrence Arnold Woodyard on December 26, 1982 in Madrid, Spain ... Son of Arnold and Penny Woodyard.

WOODYARD'S CAREER HIGHS

CAREER HIGHS

Points: 18, two times
 FG Made: 7, four times
 FG Att.: 13, NORTH GREENVILLE (12/10/02)
 3FG Made: 3, TOCCOA FALLS (11/26/01)
 3 FG Att.: 7, TOCCOA FALLS (11/26/01)
 FT Made: 4, PIEDMONT (2/2/04)
 FT Att.: 6, PIEDMONT (2/2/04)
 Rebounds: 11, AVERETT (12/17/03)
 Off. Rebs.: 4, AVERETT (12/17/03)
 Def. Rebs.: 7, AVERETT (12/17/03)
 Assists: 4, MILLIGAN (11/29/03)
 Steals: 3, six times
 Blocks: 4, COASTAL CAROLINA (11/22/02)
 Minutes: 39, at Stetson (12/6/01)

SOCON HIGHS

Points: 16, APPALACHIAN ST. (2/28/04)
 FG Made: 6, APPALACHIAN ST. (2/28/04)
 FG Att.: 8, APPALACHIAN ST. (2/28/04)
 3FG Made: 3, at The Citadel (1/18/03)
 3 FG Att.: 4, two times
 FT Made: 3, APPALACHIAN ST. (2/28/04)
 FT Att.: 3, APPALACHIAN ST. (2/28/04)
 Rebounds: 5, APPALACHIAN ST. (2/28/04)
 Off. Rebs.: 3, at The Citadel (1/18/03)
 Def. Rebs.: 4, APPALACHIAN ST. (2/28/04)
 Assists: 2, three times
 Steals: 2, three times
 Blocks: 2, two times
 Minutes: 22, at The Citadel (1/18/03)

2001-02 GAME-BY-GAME STATISTICS

OPPONENT	GP	GS	MIN	TOTAL FG - FGA	3-PTS FG - FGA	FT - FTA	REBOUNDS OFF DEF TOT	PF	A	TQ	BLK	ST	PTS
TENNESSEE WESLEYAN	*	*	7	0	1	0	0	0	1	0	0	0	0
at Coastal Carolina	*	*	6	0	2	0	0	0	0	0	0	0	0
TOCCOA FALLS	*	*	28	7	12	3	7	0	1	2	1	1	2
EMMANUEL	*	*	19	3	5	1	3	0	0	0	0	3	7
UNC ASHEVILLE	*	*	17	2	8	2	6	0	0	0	1	0	6
at Stetson	*	*	39	1	4	0	1	0	0	5	5	0	2
at Florida State	*	*	20	3	7	2	5	0	0	1	2	3	2
GUILFORD	*	*	16	1	2	0	0	1	2	0	1	0	0
at Kansas State	*	*	24	1	1	0	0	3	5	0	3	3	0
at Wichita State	*	*	15	0	4	0	3	1	2	0	1	1	0
at Eastern Michigan	*	*	11	0	1	0	1	0	2	0	0	0	0
at VMI	*	*	11	2	3	0	1	0	0	1	1	2	0
DAVIDSON	*	*	8	1	2	0	0	0	0	0	0	0	0
FURMAN	*	*	7	0	0	0	0	0	0	0	0	0	0
THE CITADEL	*	*	4	0	2	0	1	0	2	0	1	0	0
at Appalachian State	*	*	8	0	0	0	0	0	0	0	0	1	2
UNC GREENSBORO	*	*	8	3	3	1	1	0	0	1	2	0	1
at Georgia Southern	*	*	16	1	4	1	3	1	2	0	3	3	0
at Davidson	*	*	7	0	1	0	1	0	0	2	2	0	0
APPALACHIAN STATE	*	*	17	0	4	0	3	0	0	2	1	3	1
at UNC Greensboro	*	*	11	1	3	0	1	0	0	1	2	3	0
EAST TENNESSEE STATE	*	*	6	1	4	0	1	0	0	0	0	0	0
VMI	*	*	16	1	4	1	4	0	0	0	3	3	1
COLLEGE OF CHARLESTON	*	*	13	1	5	0	3	0	0	0	0	0	0
at East Tennessee St.	*	*	3	1	4	0	3	1	2	0	0	0	0
at Wofford	*	*	4	0	0	0	0	0	0	0	0	0	0
at Chattanooga	*	*	13	2	2	0	0	0	0	1	1	0	0
vs Furman#	*	*	17	2	6	2	3	0	0	0	3	3	0
TOTALS	28	3	371	34	94	13	52	7	17	7	31	38	8

#-Southern Conference Championship

2002-03 GAME-BY-GAME STATISTICS

OPPONENT	GP	GS	MIN	TOTAL FG - FGA	3-PTS FG - FGA	FT - FTA	REBOUNDS OFF DEF TOT	PF	A	TQ	BLK	ST	PTS
COASTAL CAROLINA	*	*	22	0	3	0	1	0	0	0	1	1	0
TOCCOA FALLS	*	*	22	7	9	1	2	3	4	1	6	7	1
SOUTHEASTERN	*	*	26	4	9	1	4	0	0	2	4	6	0
at UNC Asheville	*	*	15	1	2	0	1	0	0	0	2	2	1
at Liberty	*	*	34	7	12	2	6	2	2	2	4	6	1
NORTH GREENVILLE	*	*	35	7	13	1	2	2	2	3	5	8	0
at West Virginia	*	*	27	5	10	1	3	0	0	1	5	6	0
at Marshall	*	*	34	0	7	0	4	3	4	0	2	2	0
at Tennessee	*	*	27	3	6	1	4	1	2	2	1	3	1
at DePaul	*	*	14	1	4	0	3	0	0	1	0	1	0
VMI	*	*	3	0	0	0	0	0	0	0	0	0	0
REINHARDT	*	*	18	2	6	1	2	0	0	1	2	3	0
at Davidson	*	*	2	0	1	0	1	0	0	0	0	0	0
at Furman	*	*	10	1	2	1	2	0	0	0	1	1	2
at The Citadel	*	*	22	3	6	3	4	1	2	3	0	3	2
APPALACHIAN STATE	*	*	3	0	0	0	0	0	0	0	1	1	0
GEORGIA SOUTHERN	*	*	8	1	2	1	2	0	0	1	1	2	0
at UNC Greensboro	*	*	10	2	3	2	2	0	0	1	0	1	1
DAVIDSON	*	*	8	0	1	0	0	0	0	0	0	0	0
at Appalachian State	*	*	3	1	3	0	1	0	0	0	0	0	0
UNC GREENSBORO	*	*	2	0	0	0	0	0	0	0	0	0	0
at East Tennessee State	*	*	6	1	2	0	1	0	0	0	0	0	0
at VMI	*	*	5	0	0	0	0	0	0	2	2	0	0
at College of Charleston	*	*	4	0	0	0	0	0	0	0	2	0	0
EAST TENNESSEE STATE	*	*	2	0	0	0	0	0	0	0	0	0	0
WOFFORD	*	*	1	0	0	0	0	0	0	0	0	0	0
CHATTANOOGA	*	*	14	0	3	0	2	0	0	1	1	2	0
vs Georgia Southern#	*	*	12	0	4	0	1	0	0	2	1	3	0
TOTALS	28	10	389	46	108	15	48	12	16	21	39	60	13

#-Southern Conference Championship

2003-04 GAME-BY-GAME STATISTICS

OPPONENT	GP	GS	MIN	TOTAL FG - FGA	3-PTS FG - FGA	FT - FTA	REBOUNDS OFF DEF TOT	PF	A	TQ	BLK	ST	PTS
at Georgia	*	*	16	0	3	0	2	0	0	0	1	1	0
at Virginia Tech	*	*	24	2	6	1	4	1	5	1	6	7	2
MILLIGAN	*	*	24	4	9	0	3	2	2	3	4	7	0
HIGH POINT	*	*	15	0	3	0	2	0	0	0	2	2	0
UNC ASHEVILLE	*	*	20	2	2	2	2	1	4	0	2	2	0
at Wofford	*	*	13	0	1	0	0	0	0	0	2	2	0
AVERETT	*	*	30	2	10	2	5	3	5	4	7	11	1
at Arkansas	*	*	6	0	2	0	1	0	0	0	1	1	0
vs Southeastern Louisiana %	*	*	9	0	1	0	1	2	3	0	0	0	0
at Montana State %	*	*	17	0	2	0	1	0	0	0	1	1	1
NORTH GREENVILLE	*	*	19	6	8	1	1	2	2	1	3	4	0
COLLEGE OF CHARLESTON	*	*	22	2	6	1	3	0	0	1	1	2	1
ELON	*	*	20	0	4	0	1	0	0	0	1	1	0
at Davidson	*	*	11	0	2	0	1	1	2	1	0	1	0
at East Tennessee State	*	*	6	0	0	0	0	0	0	0	1	1	0
UNC GREENSBORO	*	*	8	1	1	0	0	1	1	0	0	0	0
at Chattanooga	*	*	4	0	1	0	1	0	1	1	0	3	0
THE CITADEL	*	*	11	1	1	0	0	0	0	2	2	0	0
EAST TENNESSEE STATE	*	*	2	0	0	0	0	0	0	0	0	1	0
PIEDMONT	*	*	20	2	4	0	1	4	6	1	1	2	0
CHATTANOOGA	*	*	11	0	2	0	0	0	0	1	0	1	0
at Georgia Southern	*	*	0+	0	0	0	0	0	0	0	0	0	0
at Appalachian State	*	*	0+	0	0	0	0	0	0	0	0	0	0
FURMAN	*	*	13	0	4	0	0	2	2	1	0	1	0
at Elon	*	*	2	0	0	0	0	0	0	0	1	1	0
at UNC Greensboro	*	*	15	1	4	0	2	2	2	0	0	1	0
APPALACHIAN STATE	*	*	20	6	8	1	2	3	3	1	4	5	1
vs Furman #	*	*	9	1	4	1	3	0	0	1	1	2	0
TOTALS	28	2	367	30	88	9	36	24	38	17	41	58	16


% - Holiday Stores Classic (Hosted by Montana State - Bozeman, Montana) #-Southern Conference Championship





THE CATAMOUNTS

2004-05 Western Carolina University Basketball Media Guide




DAVID BERGHOEFER

6-10, 230, Jr., C

Cross Plains, Wis.

Middleton HS

#4



2003-04: Ranked 18th in the SoCon in scoring (12.4), fourth in rebounding (7.6) and 11th in field goal percentage (.522) ... If the SoCon gave a Most Improved Player Award, Berghoefer would have certainly been a front-runner for the honor ... On Jan. 23, Jeff Hartsell of the *Charleston Post and Courier* agreed, listing him as the third-best surprise in the SoCon ... A week earlier, on Jan. 13, Berghoefer was named Southern Conference Player of the Week ... Averaged 25.0 points and 10.5 rebounds as WCU split games with the College of Charleston and Elon ... Entering the Charleston game, the 6-10 center had never scored more than 19 points in a game ... However, versus the Cougars, he poured in a career-high 29 points on 12-of-19 shooting from the field and added 14 rebounds, which is his best total in a SoCon game ... Backed that performance up with a 21-point, seven-rebound effort in a win over Elon ... Was 8-of-11 from the field in the game and ended the week by making 66.7 percent of his field goals (20-of-30) ... While future NBA first-round pick Kevin Martin scored a game-high 42 points versus Elon, it was Berghoefer's 21 points that was of interest ... Martin had scored 40-plus in two other games, but WCU lost as no other Catamount scored in double figures ... Martin's 42 points plus Berghoefer's 21 points proved to be the difference in the win over the Phoenix ... Broke out of a slump in the season finale, going 8-of-13 from the field and scoring 16 points while pulling down 14 rebounds ... In the previous three games, he only made 6-of-29 baskets, shooting 20.7 percent from the field ... While his scoring suffered, he kept his rebounding up, pulling down at least six rebounds ... Led WCU in rebounding in 15 games this season ... Ranked third in the SoCon, tallying eight double-doubles on the season, including a 12-point, 12-rebounds performance versus Furman in the SoCon Tournament ... Also had double-doubles versus Milligan (17-11), Averett (18-15), North Greenville (16-15), College of Charleston (29-14), UNC Greensboro (24-14), at Georgia Southern (15-10) and Appalachian State (16-14).

2002-03: Played in 26 games, starting five ... Had started three straight games before suffering a concussion in practice prior to the VMI game (Jan. 5) ... Missed that contest and the Reinhardt game, but returned to action at Davidson (Jan. 11) ... Also started the Toccoa and Southeastern games ... Had a double-double versus Toccoa with 19 points and 16 rebounds ... Was 8-of-10 from the field in the contest and had nine offensive boards ... Ended a two game scoring drought at DePaul with six points ... Added five rebounds, which was the most he had pulled down since getting five boards in the third game of the season ... Hit both of his shots in the Appalachian State win ... At App State (Feb. 3), scored six points and grabbed eight boards, both of which were his best in a SoCon game ... Had a career-high three assists at East Tennessee State (Feb. 10).

PRIOR TO WCU: Named "Top Center in Wisconsin" by the *Milwaukee Journal Sentinel* ... Selected to the Wisconsin Basketball Coaches All-Star team and honorable mention All-State by the *Associated Press* ... Was All-Big Eight Conference, after leading his league in scoring (16.0 ppg) and rebounding (9.1 rpg) ... Also tabbed all-area, averaging 2.1 blocks per game.

PERSONAL: Born David Brady Berghoefer on May 23, 1984 in Madison, Wis. ... Son of Ray and Maureen Berghoefer.

BERGHOEFER'S CAREER STATISTICS

Season	GP-GS	MIN	TOTAL			3-POINTERS			REBOUNDS				PF-FQ	A	TO	BLK	ST	PTS-AVG							
			FG-FGA	PCT	FT-FTA	PCT	FG-FGA	PCT	FT-FTA	PCT	OFF-DEF	TOT							AVG						
2002-03	Western	26	5	335	37	82	.451	0	0	.000	16	27	.593	35	35	70	2.7	43	1	10	26	4	11	90	3.5
2003-04	Western	26	19	691	124	238	.521	0	0	.000	75	112	.670	73	121	194	7.5	63	0	14	45	11	17	323	12.4
TOTAL	WCU	52	24	1026	161	320	.503	0	0	.000	91	139	.655	108	156	264	5.1	106	1	24	71	15	28	413	7.9



THE CATAMOUNTS

2004-05 Western Carolina University Basketball Media Guide



2002-03 GAME-BY-GAME STATISTICS

OPPONENT	GP	GS	MIN	TOTAL		3-PTS		FT - FTA		REBOUNDS			PF	A	TQ	BLK	SI	PTS
				FG - FGA	FG - FGA	FT - FTA	OFF	DEF	TQT									
COASTAL CAROLINA	*		32	2	7	0	0	3	4	3	5	8	2	0	2	0	0	7
TOCCOA FALLS	*	*	31	8	10	0	0	3	5	9	7	16	3	2	1	3	2	19
SOUTHEASTERN	*	*	13	2	5	0	0	2	2	2	3	5	0	1	3	0	0	6
at UNC Asheville	*		7	1	1	0	0	0	0	0	0	0	3	1	0	0	0	2
at Liberty	*		22	2	3	0	0	1	2	2	1	3	2	1	1	0	1	5
NORTH GREENVILLE	*		12	3	4	0	0	1	1	0	1	1	1	0	3	0	0	7
at West Virginia	*		23	3	6	0	0	1	1	2	2	4	2	1	0	0	0	7
at Marshall	*	*	14	0	4	0	0	0	0	0	2	2	1	0	2	0	1	0
at Tennessee	*	*	8	0	2	0	0	0	0	0	1	1	0	0	0	0	1	0
at DePaul	*	*	20	3	8	0	0	0	0	3	2	5	2	0	0	0	1	6
VMI			DNP - Inj.															
REINHARDT			DNP - Inj.															
at Davidson	*		3	0	0	0	0	0	0	0	0	0	0	0	0	0	0	0
at Furman	*		17	0	0	0	0	3	4	2	2	4	3	0	0	0	0	3
at The Citadel	*		10	2	4	0	0	0	1	0	0	0	5	0	0	0	1	4
APPALACHIAN STATE	*		7	2	2	0	0	0	0	0	1	1	3	0	1	0	0	4
GEORGIA SOUTHERN	*		9	0	0	0	0	0	0	1	1	2	1	0	0	0	0	0
at UNC Greensboro	*		14	1	5	0	0	0	0	2	2	4	0	0	3	0	0	2
DAVIDSON	*		13	2	3	0	0	0	1	0	0	0	1	0	2	0	0	4
at Appalachian State	*		20	3	7	0	0	0	2	5	3	8	4	0	3	0	2	6
UNC GREENSBORO	*		12	1	2	0	0	0	2	0	0	0	2	0	0	0	0	2
at East Tennessee State	*		17	0	5	0	0	2	2	2	1	3	4	3	2	1	1	2
at VMI	*		5	0	0	0	0	0	0	0	0	0	1	0	0	0	0	0
at College of Charleston	*		1	0	1	0	0	0	0	0	0	0	0	0	0	0	1	0
EAST TENNESSEE STATE	*		7	0	0	0	0	0	0	0	1	1	2	0	2	0	0	0
WOFFORD	*		8	1	1	0	0	0	0	1	0	1	1	0	1	0	0	2
CHATTANOOGA	*		3	0	0	0	0	0	0	0	0	0	0	0	0	0	0	0
vs Georgia Southern #	*		7	1	2	0	0	0	0	1	0	1	0	1	0	0	0	2
TOTALS	26	5	335	37	82	0	0	16	27	35	35	70	43	10	26	4	11	90

#-Southern Conference Championship



2003-04 GAME-BY-GAME STATISTICS

OPPONENT	GP	GS	MIN	TOTAL		3-PTS		FT - FTA		REBOUNDS			PF	A	TQ	BLK	SI	PTS
				FG - FGA	FG - FGA	FT - FTA	OFF	DEF	TQT									
at Georgia	*		14	2	7	0	0	3	4	3	0	3	3	0	0	0	0	7
at Virginia Tech	*	*	29	5	7	0	0	1	4	1	0	1	2	0	1	0	0	11
MILLIGAN	*	*	21	8	13	0	0	1	2	4	7	11	2	1	0	0	1	17
HIGH POINT	*	*	18	0	3	0	0	1	2	1	3	4	4	0	3	0	1	1
UNC ASHEVILLE	*		15	3	6	0	0	1	1	1	4	5	3	0	1	1	0	7
at Wofford	*		22	8	10	0	0	3	4	3	4	7	3	0	0	1	1	19
AVERETT	*		19	7	11	0	0	4	6	8	7	15	3	1	1	2	0	18
at Arkansas	*		14	0	3	0	0	2	2	1	0	1	2	0	0	0	0	2
vs Southeastern Louisiana %	*		31	5	8	0	0	5	9	2	2	4	2	0	3	0	0	15
at Montana State %	*		24	7	10	0	0	4	6	4	4	8	3	0	0	0	1	18
NORTH GREENVILLE	*	*	30	6	11	0	0	4	6	3	12	15	0	1	3	1	4	16
COLLEGE OF CHARLESTON	*	*	34	12	19	0	0	5	10	6	8	14	2	0	0	0	1	29
ELON	*	*	32	8	11	0	0	5	9	3	4	7	2	1	0	1	0	21
at Davidson	*	*	30	1	6	0	0	0	1	1	6	7	4	0	4	0	1	2
at East Tennessee State	*	*	22	2	9	0	0	0	2	2	6	8	3	0	2	1	0	4
UNC GREENSBORO	*	*	35	9	13	0	0	6	6	7	7	14	2	3	5	0	0	24
at Chattanooga	*	*	31	6	10	0	0	2	3	0	3	3	1	1	2	1	1	14
THE CITADEL	*	*	25	3	7	0	0	2	2	0	2	2	2	1	1	0	0	8
EAST TENNESSEE STATE	*	*	23	3	9	0	0	4	4	2	2	4	3	2	1	1	0	10
PIEDMONT			DNP - Inj.															
CHATTANOOGA	*	*	30	5	5	0	0	4	4	1	7	8	2	0	5	0	0	14
at Georgia Southern	*	*	32	7	12	0	0	1	4	4	6	10	3	0	4	0	1	15
at Appalachian State	*	*	36	2	6	0	0	3	4	1	6	7	1	1	2	0	1	7
FURMAN	*	*	31	4	9	0	0	5	6	2	7	9	3	1	1	0	1	13
at Elon	*	*	32	1	9	0	0	9	10	4	3	7	3	0	0	0	2	11
at UNC Greensboro	*	*	27	2	11	0	0	0	0	3	3	6	2	0	1	0	0	4
APPALACHIAN STATE	*	*	34	8	13	0	0	0	1	6	8	14	3	1	5	2	1	16
vs Furman #	*	*	34	5	9	0	0	2	3	3	9	12	2	3	2	0	2	12
TOTALS	27	20	725	129	247	0	0	77	115	76	130	206	65	17	47	11	19	335

% - Holiday Stores Classic (Hosted by Montana State - Bozeman, Montana) # - Southern Conference Championship

BERGHOEFER'S CAREER HIGHS

CAREER HIGHS

Points: 29, C OF CHARLESTON (1/7/04)
 FG Made: 12, C OF CHARLESTON (1/7/04)
 FG Att.: 19, C OF CHARLESTON (1/7/04)
 3FG Made: NA
 3 FG Att.: NA
 FT Made: 9, at Elon (2/21/04)
 FT Att.: 10, two times
 Rebounds: 16, TOCCOA FALLS (11/23/02)
 Off. Rebs.: 9, TOCCOA FALLS (11/23/02)
 Def. Rebs.: 12, NORTH GREENVILLE (1/3/04)
 Assists: 3, two times
 Steals: 4, NORTH GREENVILLE (1/3/04)
 Blocks: 3, TOCCOA FALLS (11/23/02)
 Minutes: 35, UNC GREENSBORO (1/19/04)

SOCON HIGHS


Points: 29, C OF CHARLESTON (1/7/04)
 FG Made: 12, C OF CHARLESTON (1/7/04)
 FG Att.: 19, C OF CHARLESTON (1/7/04)
 3FG Made: NA
 3 FG Att.: NA
 FT Made: 9, at Elon (2/21/04)
 FT Att.: 10, two times
 Rebounds: 14, three times
 Off. Rebs.: 7, UNC GREENSBORO (1/19/04)
 Def. Rebs.: 8, two times
 Assists: 3, two times
 Steals: 2, two times
 Blocks: 2, APPALACHIAN ST. (2/28/04)
 Minutes: 36, at Appalachian State (2/13/04)





THE CATAMOUNTS

2004-05 Western Carolina University Basketball Media Guide




COREY MUIRHEAD

6-6, 185, Jr., G

York, Ontario

Milliken Mills HS

#3



2003-04: Ranked 15th in the SoCon in field goal percentage, making 49.2 percent of his shots ... Percentage is bolstered by him making 10-of-16 (62.5 percent) from 3-point range on the season, including 7-of-9 from beyond the arc in SoCon action ... Made each of his first four treys in SoCon action this season before missing his first attempt versus Chattanooga at home (Feb. 7) ... Sank a 3-pointer later in the game versus the Mocs, sank his only 3-point attempt at Georgia Southern and drained one at App State ... Had his second miss in SoCon play from long range at UNCG, but was 1-of-1 beyond the arc in the season finale versus App State ... Down 18 with 9:21 left versus Furman in the SoCon Tournament, Emre Atsur and Muirhead sparked a WCU rally, tying the game with just over four minutes left before ultimately falling to the Paladins ... In the SoCon Tourney, he scored 15 points on 6-of-12 shooting with six rebounds ... While he did hit a 3-pointer at Georgia Southern, it was his only shot to fall as he was just 1-of-7 from the field overall ... However, after that —the last six games of the season— Muirhead made 27-of-52 shots from the field overall (.519), averaging 11.2 points over the last five games, including a 17-point game at UNCG. ... Since getting no rebounds in WCU's loss at Chattanooga, Muirhead pulled down at least four boards each of the last 11 games of the season, averaging 7.7 over the span ... Also during the span, he has had two games with 10 boards, at Georgia Southern and versus App State in the regular season finale ... Muirhead's 17-point game at UNCG marked the only time he led the Cats in scoring ... He added a team-best seven boards versus the Spartans, marking the sixth time he has led WCU in rebounds this season.

2002-03: Showed flashes of brilliance, but finally put it all together in the last three regular-season games of the year, averaging 19 points, 7.7 rebounds and making 71 percent of his shots ... After only playing nine minutes at the College of Charleston, he responded with a career game versus East Tennessee State (Feb. 22) ... Scored 23 points versus the Bucs, including three impressive ally-oop dunks ... Made 10-of-11 shots overall and grabbed five rebounds ... Followed that by earning his first start versus Wofford (Feb. 24) and had another awesome performance ... Scored 21 points on 9-of-15 shooting and grabbed seven rebounds ... Also played impressive defense, holding All-SoCon guard Mike Lenzley to just eight points on 3-of-9 shooting ... Closed the regular season versus Chattanooga with another start ... Recorded his first double-double, scoring 13 points and pulling down a career-high 11 rebounds ... Was only 3-of-5 from the field, but was 7-of-8 from the free throw line ... Started 2003 with two solid performances versus VMI (Jan. 5) and Reinhardt ... Also brought the crowd to its feet in Western's win over Appalachian State (Jan. 21) with two impressive coast-to-coast baskets ... Scored 10 points in each of the three contests ... Made 4-of-7 shots versus the Keydets, 4-of-4 versus Reinhardt and 5-of-5 versus Appalachian State ... More impressive is the fact that averaged 5.0 rebounds in the three games ... Reached double figures at UNC Asheville and at Marshall, getting 10 points in each contest ... Added seven rebounds at Marshall, including four on the offensive end ... Pulled down nine rebounds versus Davidson (Feb. 1).

PRIOR TO WCU: Named to the *Toronto Star's* Fab 5 and was honored along with the other four recipients at a Toronto Raptors-Miami Heat game ... Was also voted one of the top 10 players in Ontario by the *Toronto Sun* ... Averaged 24 points, 11 rebounds, five assists and three blocked shots per game as a senior ... Led the Milliken Mills Knights to the Provincial Championships as a senior.

PERSONAL: Born Corey De'Costa Muirhead on June 23, 1983 in St. James, Jamaica ... Son of Cecil and Winsome Muirhead.

MUIRHEAD'S CAREER STATISTICS

Season	GP-GS	MIN	T O T A L			3-POINTERS			R E B O U N D S							PTS-AVG									
			FG-FGA	PCT	FT-FTA	PCT	FG-FGA	PCT	FT-FTA	PCT	OFF-DEF	TOT AVG	PF-FO	A	TO		BLK	ST							
2002-03	Western	28	3	527	69	143	.483	3	16	.188	43	71	.606	47	66	113	4.0	49	1	21	58	5	18	184	6.6
2003-04	Western	27	26	712	91	185	.492	10	16	.625	57	84	.679	44	88	132	4.9	71	3	32	67	8	29	249	9.2
TOTAL	WCU	55	29	1239	160	328	.488	13	32	.406	100	155	.645	91	154	245	4.5	120	4	53	125	13	47	433	7.9



THE CATAMOUNTS

2004-05 Western Carolina University Basketball Media Guide



2002-03 GAME-BY-GAME STATISTICS

OPPONENT	GP	GS	MIN	TOTAL		3-PTS		FT - FTA		REBOUNDS				PF	A	TQ	BLK	SI	PTS
				FG - FGA	FG - FGA	FT - FTA	OFF	DEF	TQT	DEF	DEF								
COASTAL CAROLINA	*		19	1	4	0	1	0	0	1	2	3	2	0	0	0	0	2	
TOCCOA FALLS	*		23	2	6	0	1	2	2	4	4	8	1	1	3	2	1	6	
SOUTHEASTERN	*		19	4	6	0	1	1	2	3	1	4	0	1	2	0	3	9	
at UNC Asheville	*		23	3	10	1	2	3	5	2	4	6	3	0	0	0	0	10	
at Liberty	*		13	1	5	0	1	4	8	1	2	3	1	0	2	0	2	6	
NORTH GREENVILLE	*		14	2	5	0	2	0	0	0	1	1	1	0	3	0	0	4	
at West Virginia	*		10	0	0	0	0	1	2	0	0	0	0	0	3	0	0	1	
at Marshall	*		21	4	10	0	1	2	4	4	3	7	4	1	3	1	1	10	
at Tennessee	*		8	0	0	0	0	2	2	0	1	1	0	1	2	0	0	2	
at DePaul	*		4	0	1	0	1	0	0	0	0	0	0	1	0	0	0	0	
VMI	*		24	4	7	0	0	2	4	1	4	5	2	2	2	1	3	10	
REINHARDT	*		26	4	4	0	0	2	2	4	2	6	2	3	0	0	1	10	
at Davidson	*		22	1	7	1	1	1	2	0	2	2	1	0	2	0	0	4	
at Furman	*		11	0	1	0	0	0	0	0	1	1	0	1	0	0	0	0	
at The Citadel	*		18	3	4	0	1	2	4	2	2	4	2	0	2	0	0	8	
APPALACHIAN STATE	*		20	5	5	0	0	0	0	2	2	4	1	0	3	0	1	10	
GEORGIA SOUTHERN	*		23	2	4	1	2	2	2	1	2	3	3	1	2	0	0	7	
at UNC Greensboro	*		10	0	1	0	0	2	2	0	1	1	0	1	3	0	0	2	
DAVIDSON	*		14	3	4	0	0	0	0	4	5	9	4	2	3	0	0	6	
at Appalachian State	*		19	3	5	0	0	3	5	3	2	5	4	0	1	1	0	9	
UNC GREENSBORO	*		20	0	4	0	0	1	2	1	2	3	2	0	0	0	0	1	
at East Tennessee State	*		17	1	3	0	0	0	2	1	1	2	3	1	1	0	1	2	
at VMI	*		12	0	2	0	0	0	0	1	3	4	1	0	6	0	0	0	
at College of Charleston	*		9	0	2	0	0	0	0	0	2	2	0	1	1	0	0	0	
EAST TENNESSEE STATE	*		28	10	11	0	0	3	6	3	2	5	2	1	4	0	1	23	
WOFFORD	*	*	36	9	15	0	0	3	5	1	6	7	1	0	5	0	1	21	
CHATTANOOGA	*	*	31	3	5	0	1	7	8	3	8	11	4	1	4	0	1	13	
vs Georgia Southern#	*	*	33	4	12	0	1	0	2	5	1	6	5	2	1	0	2	8	
TOTALS	28	3	527	69	143	3	16	43	17	47	66	113	49	21	58	5	18	184	

#-Southern Conference Championship

2003-04 GAME-BY-GAME STATISTICS

OPPONENT	GP	GS	MIN	TOTAL		3-PTS		FT - FTA		REBOUNDS				PF	A	TQ	BLK	SI	PTS
				FG - FGA	FG - FGA	FT - FTA	OFF	DEF	TQT	DEF	DEF								
at Georgia	*	*	27	2	7	0	0	3	5	2	1	3	5	1	4	1	1	7	
at Virginia Tech	*	*	18	5	6	0	0	0	0	0	0	0	4	0	3	0	0	10	
MILLIGAN	*	*	21	4	8	0	0	2	3	2	2	4	2	2	2	0	1	10	
HIGH POINT	*	*	30	4	7	0	0	1	2	5	4	9	2	0	5	0	3	9	
UNC ASHEVILLE	*	*	24	3	8	1	2	0	0	1	1	2	3	1	3	0	2	7	
at Wofford	*	*	31	2	8	0	0	7	10	2	3	5	1	1	0	0	1	11	
AVERETT	*	*	25	6	12	1	1	5	5	1	3	4	1	2	1	2	4	18	
at Arkansas	*	*	29	2	4	0	0	2	4	1	5	6	2	1	4	0	0	6	
vs Southeastern Louisiana %	*	*	32	3	8	0	0	3	4	2	4	6	2	4	4	0	0	9	
at Montana State %	*	*	23	0	3	0	0	4	8	0	4	4	2	2	3	0	0	4	
NORTH GREENVILLE	*	*	20	3	4	0	0	0	1	1	0	1	5	2	1	1	1	6	
COLLEGE OF CHARLESTON	*	*	24	2	5	0	0	3	4	2	4	6	1	2	3	0	1	7	
ELON	DNP - inj.																		
at Davidson	*	*	26	3	7	1	1	3	4	2	0	2	2	1	2	0	0	10	
at East Tennessee State	*	*	24	5	8	0	0	2	2	2	2	4	5	1	3	0	0	12	
UNC GREENSBORO	*	*	28	5	6	0	0	2	2	0	1	1	1	0	2	1	1	12	
at Chattanooga	*	*	17	3	4	0	0	0	1	0	0	0	3	2	4	0	1	6	
THE CITADEL	*	*	31	2	6	0	0	4	4	1	7	8	2	0	3	0	1	8	
EAST TENNESSEE STATE	*	*	28	2	2	2	2	3	4	1	3	4	2	2	4	0	1	9	
PIEDMONT	*	*	29	4	8	0	1	0	1	1	4	5	3	0	1	1	0	8	
CHATTANOOGA	*	*	33	3	5	1	1	2	4	2	4	6	3	0	0	0	1	9	
at Georgia Southern	*	*	30	1	7	1	2	1	3	2	8	10	4	3	4	0	2	4	
at Appalachian State	*	*	32	5	8	1	1	0	0	3	5	8	4	0	1	1	2	11	
FURMAN	*	*	16	5	10	0	0	0	0	3	4	7	3	0	1	0	2	10	
at Elon	*	*	30	3	3	0	0	1	3	1	3	4	1	0	2	0	1	7	
at UNC Greensboro	*	*	30	7	15	0	1	3	4	6	1	7	4	0	1	0	0	17	
APPALACHIAN STATE	*	*	22	1	4	1	1	4	4	0	10	10	2	3	3	1	2	7	
vs Furman #	*	*	32	6	12	1	3	2	2	1	5	6	2	2	3	0	1	15	
TOTALS	27	26	712	91	185	10	16	57	84	44	88	132	71	32	67	8	29	249	

% - Holiday Stores Classic (Hosted by Montana State - Bozeman, Montana) # - Southern Conference Championship



MUIRHEAD'S CAREER HIGHS

CAREER HIGHS

Points: 23, EAST TENNESSEE STATE (2/22/03)
 FG Made: 10, EAST TENNESSEE STATE (2/22/03)
 FG Att.: 15, WOFFORD (2/24/03)
 3FG Made: 2, EAST TENNESSEE (1/31/04)
 3 FG Att.: 2, four times
 FT Made: 7, two times
 FT Att.: 10, at Wofford (12/15/03)
 Rebounds: 11, CHATTANOOGA (3/1/03)
 Off. Rebs.: 6, at UNC Greensboro (2/23/04)
 Def. Rebs.: 10, APPALACHIAN ST. (2/28/04)
 Assists: 4, vs SE Louisiana (12/29/03)
 Steals: 4, AVERETT (12/17/03)
 Blocks: 2, two times
 Minutes: 36, WOFFORD (2/24/03)

SOCON HIGHS

Points: 23, EAST TENNESSEE STATE (2/22/03)
 FG Made: 10, EAST TENNESSEE STATE (2/22/03)
 FG Att.: 15, WOFFORD (2/24-03)
 3FG Made: 2, EAST TENNESSEE (1/31/04)
 3 FG Att.: 2, two times
 FT Made: 7, two times
 FT Att.: 10, at Wofford (12/15/03)
 Rebounds: 11, CHATTANOOGA (3/1/03)
 Off. Rebs.: 6, at UNC Greensboro (2/23/04)
 Def. Rebs.: 10, APPALACHIAN ST. (2/28/04)
 Assists: 3, at Georgia Southern (2/9/04)
 Steals: 3, two times
 Blocks: 1, three times
 Minutes: 36, WOFFORD (2/24/03)





THE CATAMOUNTS

2004-05 Western Carolina University Basketball Media Guide



JARED OUTING


6-7, 200, Jr., F
Columbia, S.C.
Dreher HS

#0

2003-04: Played in all 28 games ... Was one of the few bright spots in WCU' first meeting with Furman this season ... Scored nine points and pulled down seven rebounds ... Four of his seven rebounds versus the Paladins were on the offensive end, tying a personal high versus a SoCon opponent ... Also played well in losses to ETSU at home (Jan. 31) and at Chattanooga (Jan. 24) ... Went 4-of-4 from the field versus ETSU with five rebounds ... At Chattanooga, sank 4-of-5 shots, scoring 11 points for the second of two double figure scoring games on the season. (Had career-highs with 21 pts. and 12 rebs. in a win over Averett on Dec. 17.) ... Pumped in 21 points and pulled down 12 rebounds in WCU's win over Averett ... Ranked among the SoCon in steals most of the 2003-04 season ... Averaged 1.0 steal per game, but did not end the season among the SoCon leaders.

2002-03: Started the Coastal Carolina game, his first collegiate contest ... Made his second career start at The Citadel (Jan. 18) and remained a starter over the next 10 games ... Streak ended as he missed the Wofford game (Feb. 24) due to a nagging foot injury but returned in the season finale versus Chattanooga ... Scored a career-high 16 points off the bench in helping WCU defeat VMI (Jan. 5) ... Hit 7-of-12 versus the Keydets with five rebounds ... Pulled down what was a season-high eight rebounds in just 21 minutes before fouling out versus The Citadel ... Added two assists and a blocked shot against the Bulldogs ... Bettered his rebounding total the following contest, grabbing a career-high 12 boards in an upset win over Appalachian State (Jan. 21) ... Scored eight points versus the Mountaineers with an assist, blocked shot and steal, playing a career-high 30 minutes ... Tied his season high by scoring 16 points versus Georgia Southern, hitting 7-of-9 shots ... Made 4-of-5 field and 5-of-6 free throws vs. Toccoa Falls in scoring 13 points ... Played well versus an experienced and physical Tennessee team, showing his athleticism and strength ... Only played 16 minutes versus the Vols, but was 3-of-4 at the line, grabbed four rebounds and had two steals ... Continued to play tough at DePaul ... Made 4-of-7 shots versus the Blue Demons with two steals, while setting a career high with three assists.

PRIOR TO WCU: An all-conference selection as a senior, averaging 14.2 points, 12.9 rebounds and 2.4 blocked shots per contest ... Was also a 3A All-Region V pick ... Selected to play in the annual South Carolina North-South All-Star Game ... As a senior, led Dreher to a 19-8 record and the semifinals of the South Carolina Lower State, falling to eventual champion Myrtle Beach.



OUTING'S CAREER STATISTICS

Season	GP-GS	MIN	T O T A L			3-POINTERS			R E B O U N D S																
			FG	FGA	PCT	FG	FGA	PCT	FT	FTA	PCT	OFF-DEF	TOT	AVG	PF-FQ	A	TQ	BLK	ST	PTS-AVG					
2002-03	Western	27	12	460	53	118	.449	0	3	.000	31	49	.633	39	58	97	3.6	60	4	18	35	8	15	137	5.1
2003-04	Western	28	1	447	38	83	.458	0	0	...	38	56	.679	39	49	88	3.1	66	2	18	48	5	27	114	4.1
TOTAL	WCU	55	13	907	91	201	.453	0	3	.000	69	105	.657	78	107	185	3.4	126	6	36	83	13	42	251	4.6



THE CATAMOUNTS

2004-05 Western Carolina University Basketball Media Guide



2002-03 GAME-BY-GAME STATISTICS


OPPONENT	GP	GS	MIN	TOTAL		3-PTS		FT - FTA		REBOUNDS			PF	A	TQ	BLK	ST	PTS
				FG - FGA	FG - FGA	FG - FGA	FT - FTA	OFF	DEF	TOT								
COASTAL CAROLINA	*	*	14	1	2	0	0	0	0	2	1	3	5	0	1	1	0	2
TOCCOA FALLS	*		25	4	5	0	0	5	6	1	5	6	1	1	2	1	1	13
SOUTHEASTERN	*		23	3	6	0	0	6	9	5	2	7	0	0	3	0	0	12
at UNC Asheville	*		24	1	4	0	1	0	0	1	4	5	4	0	0	0	1	2
at Liberty	*		6	1	2	0	0	0	0	0	0	0	5	1	1	0	1	2
NORTH GREENVILLE	*		7	0	1	0	0	0	0	0	3	3	0	0	1	0	1	0
at West Virginia	*		17	0	3	0	0	0	0	1	1	2	2	0	0	0	0	0
at Marshall	*		11	0	2	0	0	0	0	0	1	1	1	2	2	1	0	0
at Tennessee	*		16	1	4	0	0	3	4	1	3	4	3	0	1	0	2	5
at DePaul	*		18	4	7	0	0	0	3	1	3	4	1	3	4	0	2	8
VMI	*		25	7	12	0	1	2	2	2	3	5	2	0	0	0	0	16
REINHARDT	*		17	0	4	0	0	3	6	4	2	6	3	1	3	1	2	3
at Davidson	*		20	3	4	0	0	1	1	1	1	2	2	0	1	0	1	7
at Furman	*		17	3	9	0	0	2	2	3	0	3	2	0	1	1	0	8
at The Citadel	*	*	21	2	4	0	0	2	5	2	6	8	5	2	1	1	0	6
APPALACHIAN STATE	*	*	30	4	10	0	0	0	0	4	8	12	2	1	1	1	1	8
GEORGIA SOUTHERN	*	*	29	7	9	0	0	2	4	0	1	1	3	0	2	1	0	16
at UNC Greensboro	*	*	10	1	4	0	0	1	1	1	2	3	0	0	2	0	0	3
DAVIDSON	*	*	11	0	1	0	0	0	0	0	1	1	5	2	1	0	1	0
at Appalachian State	*	*	19	2	4	0	0	2	3	2	2	4	1	0	3	0	1	6
UNC GREENSBORO	*	*	17	2	4	0	0	0	0	1	3	4	3	2	0	0	0	4
at East Tennessee State	*	*	23	4	6	0	0	0	0	2	2	4	2	0	2	0	0	8
at VMI	*	*	19	0	3	0	0	0	0	2	2	4	0	1	1	0	0	0
at Coll. of Charleston	*	*	12	1	3	0	1	1	1	0	0	0	1	0	1	0	0	3
EAST TENNESSEE STATE	*	*	13	1	2	0	0	1	2	0	0	0	1	1	1	1	0	3
WOFFORD		DNP - INJ.																
CHATTANOOGA	*		3	0	0	0	0	0	0	0	0	0	1	0	0	0	0	0
vs. Georgia Southern#	*		13	1	3	0	0	0	0	3	2	5	4	1	1	0	1	2
TOTALS	27	12	460	53	118	0	3	31	49	39	58	97	60	18	35	8	15	137

#-Southern Conference Championship

2003-04 GAME-BY-GAME STATISTICS

OPPONENT	GP	GS	MIN	TOTAL		3-PTS		FT - FTA		REBOUNDS			PF	A	TQ	BLK	ST	PTS
				FG - FGA	FG - FGA	FG - FGA	FT - FTA	OFF	DEF	TOT								
at Georgia	*		7	0	1	0	0	0	0	1	0	1	2	0	0	1	0	0
at Virginia Tech	*		17	0	1	0	0	0	0	1	1	2	2	2	3	0	3	0
MILLIGAN	*		19	2	5	0	0	3	5	3	4	7	3	0	1	0	1	7
HIGH POINT	*		17	3	5	0	0	2	3	2	2	4	3	0	1	0	3	8
UNC ASHEVILLE	*		15	1	5	0	0	0	0	2	0	2	0	1	1	0	0	2
at Wofford	*		5	0	0	0	0	0	0	1	2	3	2	0	1	0	0	0
AVERETT	*		22	7	13	0	0	7	8	6	6	12	4	3	6	0	5	21
at Arkansas	*		10	1	2	0	0	0	2	0	3	3	1	0	0	0	1	2
vs Southeastern Louisiana %	*		11	0	0	0	0	1	2	0	0	0	4	1	1	0	0	1
at Montana State %	*		19	0	1	0	0	2	3	0	1	1	5	1	3	0	0	2
NORTH GREENVILLE	*		23	2	3	0	0	2	2	1	1	2	3	2	5	2	4	6
COLLEGE OF CHARLESTON	*		14	0	2	0	0	2	2	1	2	3	3	0	1	0	0	2
ELON	*		22	1	2	0	0	1	2	3	0	3	2	1	2	0	0	3
at Davidson	*		23	1	3	0	0	2	2	0	3	3	5	0	1	0	0	4
at East Tennessee State	*		16	0	1	0	0	0	0	0	1	1	2	0	1	0	1	0
UNC GREENSBORO	*		8	1	3	0	0	0	0	1	1	2	0	0	1	0	0	2
at Chattanooga	*		22	4	5	0	0	3	3	1	1	2	2	1	3	0	2	11
THE CITADEL	*		24	1	3	0	0	0	0	2	2	4	2	3	5	1	3	2
EAST TENNESSEE STATE	*		19	4	4	0	0	1	2	1	4	5	2	0	3	0	1	9
PIEDMONT	*	*	29	2	3	0	0	3	4	2	4	6	2	1	2	1	2	7
CHATTANOOGA	*		10	0	1	0	0	2	6	0	2	2	2	0	0	0	0	2
at Georgia Southern	*		15	0	1	0	0	0	0	3	2	5	2	1	2	0	0	0
at Appalachian State	*		7	0	0	0	0	0	0	0	0	0	1	0	0	0	0	0
FURMAN	*		21	4	10	0	0	1	2	4	3	7	2	1	2	0	0	9
at Elon	*		20	2	4	0	0	1	2	2	2	4	4	0	1	0	1	5
at UNC Greensboro	*		11	2	3	0	0	2	2	1	0	1	2	0	0	0	0	6
APPALACHIAN STATE	*		9	0	1	0	0	0	0	1	1	2	1	0	1	0	0	0
vs Furman #	*		12	0	1	0	0	3	4	0	1	1	3	0	1	0	0	3
TOTALS	28	1	447	38	83	0	0	38	56	39	49	88	66	18	48	5	27	114

% - Holiday Stores Classic (Hosted by Montana State - Bozeman, Montana) # - Southern Conference Championship



OUTING'S CAREER HIGHS

CAREER HIGHS

Points: 21, AVERETT (12/17/03)
 FG Made: 7, three times
 FG Att.: 13, AVERETT (12/17/03)
 3FG Made: NA
 3 FG Att.: 1, two times
 FT Made: 7, AVERETT (12/17/03)
 FT Att.: 9, SOUTHEASTERN (11/30/02)
 Rebounds: 12, two times
 Off. Rebs.: 6, AVERETT (12/17/03)
 Def. Rebs.: 8, APP STATE (1/21/03)
 Assists: 3, three times
 Steals: 5, AVERETT (12/17/03)
 Blocks: 2, NORTH GREENVILLE (1/3/04)
 Minutes: 30, APP STATE (1/21/03)

SOCON HIGHS

Points: 16, GEORGIA SOUTHERN (1/25/03)
 FG Made: 7, GEORGIA SOUTHERN (1/25/03)
 FG Att.: 12, VMI (1/5/03)
 3FG Made: NA
 3 FG Att.: 1, VMI (1/5/03)
 FT Made: 3, at Chattanooga (1/24/04)
 FT Att.: 5, at The Citadel (1/18/03)
 Rebounds: 12, APP STATE (1/21/03)
 Off. Rebs.: 4, two times
 Def. Rebs.: 8, APP STATE (1/21/03)
 Assists: 3, THE CITADEL (1/26/04)
 Steals: 3, THE CITADEL (1/26/04)
 Blocks: 1, five times
 Minutes: 30, APP STATE (1/21/03)





THE CATAMOUNTS

2004-05 Western Carolina University Basketball Media Guide



KYLE GREATHOUSE

6-0, 175, So., G
Lancaster, Ohio
Lancaster HS

#40

2003-04: Played in all 28 games, starting 24 ... Ranked 13th in the SoCon in assists with a 3.22 average and fourth in the league with a 1.78 assist-to-turnover ratio ... Had great games in WCU's season sweep over Appalachian State, marking the first time since the 1995-96 season the Cats have swept the Apps in a season ... Despite playing on the road, playing in his first game versus rival Appalachian State and playing before a regional television audience, had a breakout game in leading the Cats to a 64-62 victory over the Mountaineers ... Poured in six 3-pointers in seven attempts and scored a career-high 22 points, earning Fox Sports Net South's Player of the Game ... Also went 4-of-4 at the free throw line ... Combined with Kevin Martin to score all of WCU's final 17 points in the game ... None more important than his last two which came with WCU up one and only two seconds left in the game ... He calmly sank the two from the charity stripe, sealing the victory ... In the second App encounter, he was 3-of-3 from 3-point range, scoring nine points with four assists ... Only missed four free throws all year, shooting over 89 percent (34-of-38) ... At Arkansas, after a steal to start overtime at Arkansas, he sank two free throws to start the extra period and the Cats would never trail in the extra five minutes, coming away with a monumental win ... Got his first collegiate start in the Cats 81-70 win over UNC Asheville ... Played 33 minutes, handed out six assists and did not commit a turnover ... At Wofford, he scored nine points, making 3-of-6 from 3-point range ... With the game tied midway through the second half, Greathouse drained back-to-back 3-pointers, putting WCU up six and spurring the Cats on to victory ... Played a key role in WCU pulling out a 72-71 overtime win over Southeastern Louisiana at Montana State's Holiday Stores/Big R Classic ... Not only did he score a season high 18 points, but he hit a 3-pointer in the left corner with 24 seconds left, which proved to be the game winner. He was 5-of-9 from the field, including 4-of-8 from 3-point range.

PRIOR TO WCU: Named Division I (largest division) Player of the Year by the Ohio High School Coaches Association, beating out Oklahoma signees Andrew Lavendar and Brandon Foust for the honor ... Second team Associated Press Division I All-State ... Averaged 19 points and 6.7 assists per game, leading Lancaster to the region finals ... Also named first team first team All-Central District ... As a junior, averaged 16.7 points and 7.0 assists per game, while shooting 42 percent from 3-point range ... Earned first team All-Ohio Capital Conference honors, as well as being first team All-District II selection for Division I ... Additionally was named to the Associated Press Central District Top 15, joining Lavender and LaBron James as the only juniors on the list ... Prior to his senior year, was a member of Team 7up, which won the 19-and-under World Championship team last year in Milan, Italy.

PERSONAL: Born Kyle Brooks Greathouse on November 11, 1984 in Lancaster, Ohio ... Son of Jack and Sandy Greathouse.

GREATHOUSE'S CAREER STATISTICS

Season	GP-GS	MIN	TOTAL			3-POINTERS			REBOUNDS			PF-FO	A	TO	BLK	ST	PTS-AVG
			FG-FGA	PCT	FT-FTA	PCT	FG-FGA	PCT	FT-FTA	PCT	OFF-DEF						
2003-04	Western	28 24	724	53 141	.376	40 117	.342	34 38	.895	9 36	45 1.6	49 1	87	50	0	29	180 6.4

2003-04 GAME-BY-GAME STATISTICS

OPPONENT	GP	GS	MIN	TOTAL		3-PTS		REBOUNDS			PF	A	TO	BLK	ST	PTS
				FG	FGA	FG	FGA	FT	FTA	OFF						
at Georgia	*		24	1	8	1	8	0	0	1	3	4	1	0	2	3
at Virginia Tech	*		17	0	1	0	1	2	2	0	0	2	2	1	0	2
MILLIGAN	*		18	3	6	1	3	2	4	0	3	2	3	2	0	10
HIGH POINT	*		24	2	5	1	4	1	1	0	0	1	4	2	0	6
UNC ASHEVILLE	*		33	1	5	1	4	2	2	0	2	2	6	0	1	5
at Wofford	*		27	3	6	3	6	0	1	0	1	1	5	4	0	9
AVERETT	*		24	5	9	3	7	0	0	2	2	0	5	1	0	13
at Arkansas	*		38	0	5	0	4	3	4	0	4	3	3	4	0	3
vs Southeastern Louisiana %	*		33	5	9	4	8	4	4	1	1	2	3	1	2	18
at Montana State %	*		34	4	8	3	7	2	2	1	1	2	1	0	1	13
NORTH GREENVILLE	*		23	3	6	2	4	2	2	0	1	1	0	9	0	10
COLLEGE OF CHARLESTON	*		29	0	7	0	4	0	0	0	3	3	2	5	1	0
ELON	*		29	2	5	2	5	0	0	2	2	3	2	1	0	6
at Davidson	*		24	0	5	0	5	2	2	1	0	1	2	3	4	1
at East Tennessee State	*		21	0	3	0	3	0	0	1	1	2	5	2	2	0
UNC GREENSBORO	*		27	2	5	1	3	0	0	0	0	2	2	1	0	5
at Chattanooga	*		19	1	1	1	1	2	2	0	1	1	4	1	0	5
THE CITADEL	*		17	1	2	0	1	0	0	0	1	1	0	5	2	2
EAST TENNESSEE STATE	*		19	0	5	0	4	0	0	0	0	0	2	1	0	0
PIEDMONT	*		27	3	4	1	2	2	2	0	1	1	0	9	2	4
CHATTANOOGA	*		31	2	6	2	6	4	4	1	1	2	3	1	2	0
at Georgia Southern	*		20	1	2	1	2	0	0	2	2	2	2	0	1	3
at Appalachian State	*		31	6	8	6	7	4	4	0	2	2	2	4	0	22
FURMAN	*		28	1	7	1	7	0	0	1	2	3	3	1	0	3
at Elon	*		29	1	4	0	3	0	0	1	3	4	2	1	3	2
at UNC Greensboro	*		26	3	4	3	4	1	2	1	0	1	2	0	0	10
APPALACHIAN STATE	*		30	3	4	3	3	0	0	1	1	0	4	4	0	9
vs Furman #	*		22	0	1	0	1	0	0	1	1	2	0	1	0	0
TOTALS			28 24	724	53 141	40 117	34 38	9 36	45 1.6	49 1	87	50	0	29	180	

% - Holiday Stores Classic (Hosted by Montana State - Bozeman, Montana) # - Southern Conference Championship

GREATHOUSE'S CAREER HIGHS


CAREER HIGHS

Points: 22, at Appalachian State (2/13/04)
FG Made: 6, at Appalachian State (2/13/04)
FG Att.: 9, two times
3FG Made: 6, at Appalachian State (2/13/04)
3FG Att.: 8, two times
FT Made: 4, two times
FT Att.: 4, four times
Rebounds: 4, two times
Off. Rebs.: 1, at Georgia (11/21/03)
Def. Rebs.: 4, at Arkansas (12/22/03)
Assists: 9, two times
Steals: 4, two times
Blocks: NA
Minutes: 38, at Arkansas (12/22/03)

SOCON HIGHS

Points: 22, at Appalachian State (2/13/04)
FG Made: 6, at Appalachian State (2/13/04)
FG Att.: 8, at Appalachian State (2/13/04)
3FG Made: 6, at Appalachian State (2/13/04)
3FG Att.: 7, two times
FT Made: 4, two times
FT Att.: 4, two times
Rebounds: 4, at Elon (2/21/04)
Off. Rebs.: 1, four times
Def. Rebs.: 3, at Elon (2/21/04)
Assists: 5, three times
Steals: 4, ELON (1/10/04)
Blocks: NA
Minutes: 31, two times






CHARLES BOUIE

6-7, 210, Fr., F
Pahokee, Fla. #24
Pahokee HS

PRIOR TO WESTERN: Blossomed as a basketball player over his junior and senior seasons, averaging a double-double over the span ... Averaged 14.8 points and 12 rebounds as a senior, adding 4.5 blocks per game ... As a senior, tabbed first team all-conference, All-Palm Beach County and honorable mention 3A All-State honors, helping Pahokee to a 19-9 record ... Additionally was ranked among the top 50 players in Florida by *hoop-rap.com* and *inthezonemag.com*, while *galaxy-of-stars.net* listed Bouie as a second team 3A All-State performer ... As a junior, averaged 11.5 points and 10 rebounds as Pahokee went 29-6 and reached the state region final ... Also a standout on the football team, serving as the starting wide receiver on the Florida 3A state championship team.

PERSONAL: Born Charles Rashaad Bouie on September 20, 1985 in Pahokee, Fla. ... Son of Janice Bouie and Eric Butler.



TREY HOPKINS

6-1, 175, Fr., G
Orlando, Fla. #11
Dr. Phillips HS

PRIOR TO WESTERN: An honorable mention All-State selection during his senior season ... Led Dr. Phillips High to 20-7 record overall and a No. 1 ranking in the biggest high school classification (6A) in Florida ... Also helped Phillips HS to a perfect 14-0 record in the Metro Conference and was a first team all-conference selection, as well as second team All-Orange County ... Ranked the 25th-best player in Florida by *FloridaHoops.com* ... Ranked the 26th-best player in Florida by *hoop-rap.com* and the 33rd-best player in Florida by *inthezonemag.com* ... As a senior, posted 14.1 points per game, 4.4 rebounds and 4.1 assists ... As a junior, attended Cypress Creek HS and averaged 19.9 ppg.

PERSONAL: Born Earnest Trey Hopkins on January 25, 1986 in Orlando, Fla. ... Son of Mickey and Paula Hopkins.



JAMAR JENKINS

6-6, 225, Fr., F
Chapel Hill, Tenn. #30
Forrest HS

PRIOR TO WESTERN: Averaged 18.2 points, 11.5 rebounds and 2.9 blocks for Forrest HS as a senior ... For his effort, he was named his district's Most Valuable Player for both the regular season and tournament ... Jenkins was additionally tabbed honorable mention All-State, as well as all-region ... As a junior, he also averaged 18 points and 11 rebounds ... For his career, Jenkins scored over 1,700 points, a Forrest High record, and pulled down over 1,000 rebounds.

PERSONAL: Born Jamar Lynn Jenkins on July 4, 1985 in Pontiac, Mich. ... Son of Jeffrey and Audrey Jenkins.





THE CATAMOUNTS

2004-05 Western Carolina University Basketball Media Guide



NEGUS McKENNA

6-4, 210, Fr., G


Montreal, Quebec

Champlain St.-Lambert HS

#21

PRIOR TO WESTERN: Averaged 16 points, 10 rebounds and seven steals at as a senior at Champlain St.-Lambert, a school that produced three NCAA Division I signees this past season, including McKenna, Olivier Lamoureux (UMass) and Pierre-Marie Altidor-Cespedes (Gonzaga) ... First made a name for himself with the WCU staff in the summer of 2003 during Western's summer tour of Canada ... The Cats played an All-Star team of Montreal natives, including McKenna, who scored 20 points and had nine rebounds in the contest ... As a junior, averaged 17 points per game, shooting 67 percent from the floor and 38 percent from 3-point range ... Helped Champlain St.-Lambert rank third in the final Canadian poll that season ... Additionally posted an average of 10 rebounds, 3.8 steals and two blocks to help earn him Most Improved Player honors, as well as being a second team All-Star as voted on by the Quebec coaches association ... Was listed as one of the top 25 players in Canada by *basketballjones.ca* and was one of 16 players in Canada to play in the East vs. West SuperPages Canadian High School All-Star Game ... Scored 22 points in the game, helping the East squad to the overtime victory ... In his first year at Champlain St.-Lambert, McKenna was named Mr. Basketball for Eastern Canada and was tabbed a first team All-Star by the coaches of Quebec.

PERSONAL: Born Negus Brian McKenna on July 30, 1983 in Montreal, Quebec ... Son of Mario McKenna and Pamela Knights.



ANTONIO RUSSELL

6-0, 170, Fr., G


Tampa, Fla.

Gaither HS

#5

PRIOR TO WESTERN: Named first team All-Hillsborough, as well as Hillsborough County Player of the Year by the *Tampa Tribune*, Russell was also named 5A second team All-State by the Florida Sports Writers Association ... An honorable mention All-State selection as a sophomore and junior as well ... A two time team MVP, as well as a two-time, first team All-Western Conference pick, he was a two-time Tampa Bay All-Star team member and led his AAU team to a Florida State Championship ... Ranked the 19th-best player in Florida by *youthprepstar.com* ... Averaged 24.1 points per game as senior, with 5.5 rebounds ... During his sophomore and junior seasons, averaged 19.8 and 19.4 points, respectively ... Had 642 career points at Gaither HS, led the Cowboys to 21-8 record and an appearance in his region championship as a senior.

PERSONAL: Born Antonio Christopher Eric Russell on November 19, 1985 in Tampa, Fla. ... Son of Jeremiah and Lenoir Russell ... His brother, J.R., is a senior on the University of Louisville football team and is one of the top receivers in C-USA.



ERIC WILSON

6-1, 210, Fr., G

Lincolnton, N.C.

Lincolnton HS

#14

PRIOR TO WESTERN: Was a runner-up for the North Carolina 2A Mr. Basketball Award and was a two-time Midwest Athletic Conference Player of the Year ... Named his school's Male Athlete of the Year, earned such lofty honors after averaging 23 points, 10 rebounds and four assists per game at Lincolnton High as a senior ... Also a *northcarolina.ihigh.com* 2A All-State selection ... Set a Lincolnton High record by scoring 1,917 career points ... A standout defensive end on his football team, he was named first team All-Gaston Gazette in football and basketball as a senior, while adding first team honors in basketball and second team honors in football as a junior ... Also, selected first team All-Gaston by the *Charlotte Observer* for his performance on the gridiron as a senior ... A three-time All-Midwest Athletic Conference selection in both basketball and football, averaged 23.1 points, seven rebounds and three assists as a junior ... Tabbed his team's MVP in both basketball and football as a senior, while being the basketball MVP as a junior and sophomore.

PERSONAL: Born Eric Antonio Wilson on December 25, 1985 in Charlotte, N.C. ... Son of Darrell Wilson and LaTonia Hunter.

