

WESTERN CAROLINA UNIVERSITY BASEBALL

WESTERN CAROLINA CAREER LEADERS

CAREER BATTING AVERAGE

1. Keith Ebersole 1977-78403
2. Clint Fairey 1986-89388
3. Greg Johnson 1980-83377
4. Chris Moore 1996-99372
5. Freddie Hailey 1984-87366
Jim Reinicker 1978-79366
6. Keith LeClair 1985-88363
7. Willie Carpenter .. 1977-80360
8. Matt Raleigh 1989-92358
9. Mel Kinsey 1980-83355
10. Jody Henson 1992-95352

CAREER HITS

1. Chris Moore 1996-99 311
2. Matt Raleigh 1989-92 302
3. Freddie Hailey 1984-87 286
4. Clint Fairey 1986-89 284
5. Mike Tidick 1991-94 270
6. Skip Nelloms 1985-88 264
7. Mike Carson 1984-87 263
8. Martin Barrow 1995-98 262
9. Keith LeClair 1985-88 247
10. Alex Tolbert 1994-97 246
Kevin Bellomo 1988-91 246

CAREER DOUBLES

1. Chris Moore 1996-99 68
2. Mike Carson 1984-87 62
3. Matt Raleigh 1989-92 56
4. Alex Tolbert 1994-97 54
Mike Tidick 1991-94 54
6. Joey Cox 1989-92 48
7. Skip Nelloms 1985-88 46
8. Kevin Bellomo 1988-91 44
9. Todd Raleigh 1988-91 43
Rodney Tesh 1988-91 43
Freddie Hailey 1984-87 43

CAREER TRIPLES


1. Martin Barrow 1995-98 15
2. Danny Jones 1964-67 13
3. Freddie Hailey 1984-87 11
4. David Ball 1977-79 10
5. Skip Nelloms 1985-88 9
Fred Brown 1976-79 9
Tracy Biggs 1997-2000 9
8. Mike Tidick 1991-94 8
Matt Raleigh 1989-92 8
Kevin Bellomo 1988-91 8
Wayne Carpenter . 1977-80 8
Wayne Tolleson 1975-78 8

CAREER HOME RUNS

1. Matt Raleigh 1989-92 68
2. Clint Fairey 1986-89 61
3. Alex Tolbert 1994-97 51
4. Chris Moore 1996-99 50
5. Skip Nelloms 1985-88 46
6. Kevin Bellomo 1988-91 37
7. Mike Carson 1984-87 36
8. Mike Tidick 1991-94 34
9. Alex Tolbert 1994-97 32
Grant Brittain 1987-90 32

CAREER RUNS BATTED IN


1. Chris Moore 1996-99 254
2. Matt Raleigh 1989-92 239
3. Skip Nelloms 1985-88 212
4. Clint Fairey 1986-89 199
5. Alex Tolbert 1994-97 198
6. Mike Carson 1984-87 174
7. Mike Tidick 1991-94 158
8. Freddie Hailey 1984-87 154
9. J.P. Burwell 1994-97 150
10. Keith LeClair 1985-88 146
Mel Kinsey 1980-83 146



Chris Moore



Don Bright



Clark Maxwell

CAREER EARNED RUN AVERAGE

1. Don Bright 1971-73 1.27
2. Rod Rogers 1962-66 2.16
3. Rick Adair 1977-79 2.21
4. Jerry Reed 1974-79 2.37
5. Ward Withrow 1987-88 2.80
6. Lester Wright 1972-75 2.74
7. Glen Glover 1970-73 2.92
8. Flip Watson 1975-76 2.94
9. Phillip Grundy 1991-93 3.09
10. Noland Smathers . 1970-73 3.33

CAREER WINS

1. Mark DiFelice 1995-98 34
2. Jack Kimel 1989-92 33
3. Clark Maxwell 1994-97 30
4. Jason Beverlin 1992-94 27
5. Scott Gay 1983-85 26
6. Phillip Grundy 1991-93 24
7. Jerry Reed 1974-77 22
8. Ken Hare 1980, '82-84 20
- Brian Bain 1995-98 20
10. Rick Adair 1977-79 19
Paul Menhart 1988-90 19

CAREER SAVES

1. Mike Manning 1991-94 20
David R. Robinson 1980-83 20
3. Ward Withrow 1987-88 16
4. Ryan Foster 2000-pres. 9
Dan Kysliger 1992 9
David Pember 1997-99 9
6. Dale Pilgrim 1993-96 8
Doug Uzilda 1987-90 8
8. Mike Thomas 1989-91 7
Jackie Slaughter .. 1984-87 7
Doug Mitchell 1980-82 7

CAREER STRIKEOUTS

1. Clark Maxwell 1994-97 374
2. Jason Beverlin 1992-94 306
3. Mark DiFelice 1995-98 301
4. Phillip Grundy 1991-93 263
5. Jack Kimel 1989-92 259
6. Rick Adair 1977-79 238
7. Brian Bain 1995-98 232
8. Paul Menhart 1988-90 214
9. Scott Gay 1983-85 213
10. Don Bright 1971-73 202
Glen Glover 1970-73 202

CAREER INNINGS PITCHED

1. Jack Kimel 1989-92 348.2
2. Mark DiFelice 1995-98 343.2
3. Phillip Grundy 1991-93 294.1
4. Stewart Keyes 1986-89 289.0
5. Jason Beverlin 1992-94 285.0
6. Paul Menhart 1988-90 266.1
7. Gary Shamp 1984-87 250.0
8. Scott Gay 1983-85 248.0
9. Ken Hare 1980, 82-84 .. 242.2
10. Rick Adair 1977-79 228.1

CAREER FIELDING RECORDS

- Chances 1,572 .. Alex Tolbert .. 1994-97
- Percentage991 .. Marc Striker .. 1991-94
(min. 500 chances)
- Putouts 1,465 .. Alex Tolbert .. 1994-97
- Assists 531 .. Grant Brittain 1987-90

INDIVIDUAL CAREER RECORDS

BATTING

- Games 242 Matt Raleigh 1989-92
- Average402 Keith Ebersole 1977-78
- At-Bats 837 Matt Raleigh 1989-92
- Runs * 251 Matt Raleigh 1989-92
- Hits * 311 Chris Moore 1996-99
- Doubles * 68 Chris Moore 1996-99
- Triples 15 Martin Barrow 1995-98
- Home Runs * 68 Matt Raleigh 1989-92
- RBI * 254 Chris Moore 1996-99
- Total Bases * 580 Matt Raleigh 1989-92
- Stolen Bases 84 Wayne Tolleson 1975-78

PITCHING

- Wins * 34 Mark DiFelice 1995-98
- W-L Pct.788 Scott Gay (26-7) 1983-85
- ERA 1.27 Don Bright 1971-73
- Saves 20 Mike Manning 1991-94
20 David Ray Robinson 1980-83
- Appearances 75 Chris Waters 1995-98
- Complete Games 22 Rod Rogers 1962-66
- Shutouts 6 Rick Adair 1977-79
6 Don Bright 1971-73
- Innings Pitched 363.2 Clark Maxwell 1994-97
- Strikeouts 374 Clark Maxwell 1994-97

* - Southern Conference Record

WESTERN CAROLINA SEASON LEADERS

SEASON BATTING AVERAGE

1. Bob Ballance	1960	.441
2. Kevin Bellomo	1991	.435
3. Jim Matthews	1957	.431
4. Grant Brittain	1990	.428
5. Clint Fairey	1986	.425
6. Alex Tolbert	1996	.424
7. Keith LeClair	1988	.423
Keith Ebersole	1977	.423
9. Matt Raleigh	1991	.413
10. Fred Liner	1955	.409
11. Charles Thomas	1999	.406
12. Greg Johnson	1983	.405
Clint Fairey	1987	.405
14. Jerry Gaines	1975	.404
15. Jody Henson	1995	.401
Jeremy Bruce	1997	.401
17. Mel Kinsey	1981	.400
Dwight Sherrill	1956	.400

SEASON HITS

1. Kevin Bellomo	1991	101
Keith LeClair	1988	101
3. Eric Johnson	1999	100
4. Jeremy Bruce	1997	99
Charles Thomas	1999	99
6. Martin Barrow	1997	98
7. Chris Moore	1997	95
8. Alex Tolbert	1996	92
Rodney Hennon	1992	92
Matt Raleigh	1991	92

SEASON RUNS

1. Eric Johnson	1999	83
2. Jeremy Bruce	1997	82
3. Matt Raleigh	1992	77
Kevin Bellomo	1991	77
5. Charles Thomas	1999	76
6. Rodney Hennon	1992	73
7. Chris Moore	1999	72
Martin Barrow	1998	72
9. Martin Barrow	1998	71
Alex Tolbert	1997	71

SEASON RUNS BATTED IN

1. Chris Moore	1999	84
2. Todd Raleigh	1991	78
3. Donovan Miner	2001	74
3. Steve Harris	1999	73
4. Joey Cox	1992	72
Mike Carson	1986	72
6. Matt Raleigh	1992	71
7. Skip Nelloms	1987	70
8. Alex Tolbert	1997	69
J.P. Burwell	1997	69
Skip Nelloms	1988	69

SEASON DOUBLES

1. Alex Tolbert	1996	25
2. Jody Henson	1995	21
Joey Cox	1992	21
Freddie Hailey	1987	21
5. Alan Beck	2001	20
Rod Goldston	2001	20
Roy Hurst	1994	20
Rodney Tesh	1990	20
Mike Carson	1985	20
10. Five Tied		19

SEASON TRIPLES

1. Tracy Biggs	1999	7
2. Martin Barrow	1997	6
Freddie Hailey	1984	6
4. Eric Johnson	1999	5
Martin Barrow	1998	5
Chris Moore	1997	5
Matt Raleigh	1991	5
Jim Eldredge	1985	5
David Ball	1979	5

SEASON HOME RUNS

1. Steve Harris	1999	26
2. Matt Raleigh	1992	25
Clint Fairey	1988	25
4. Skip Nelloms	1988	22
5. Chris Moore	1999	21
6. Alex Tolbert	1995	20
Grant Brittain	1990	20
8. Five Tied		19
Last: Alex Tolbert, 1997		

SEASON STOLEN BASES

1. Eric Johnson	1999	46
2. Chuck Koone	1998	35
3. Martin Barrow	1998	30
4. Wayne Tolleson	1979	29
Wayne Tolleson	1978	29
6. Dave McKay	1998	28
7. Jody Henson	1995	27
8. Matt Raleigh	1992	23
9. Chuck Koone	1997	22

SEASON BASE ON BALLS

1. Chris Moore	1998	62
2. Alex Tolbert	1997	59
Matt Raleigh	1992	59
4. Mel Kinsey	1983	55
5. Grant Brittain	1990	49
6. Mike Carson	1985	46
7. Charles Thomas	1999	43
Matt Raleigh	1989	43
Freddie Hailey	1987	43
Freddie Hailey	1986	43

SEASON HIT BY PITCH

1. Scott Lyman	1993	15
2. Steve Harris	1999	12
Charlie Wands	1999	12
4. Brian Sigmon	2001	11
J.P. Burwell	1997	11
Scott Lyman	1983	11
7. Chris Moore	1999	10
Eric Johnson	1999	10
J.P. Burwell	1995	10
Mike Tidick	1994	10
Kevin Bellomo	1991	10

SEASON VICTORIES

1. Jason Beverlin	1993	12
Scott Gay	1993	12
3. Mark DiFelice	1998	11
Phillip Grundy	1991	11
Jack Kimel	1990	11
6. Mark DiFelice	1997	11
Jack Kimel	1992	11
Keith Smith	1986	11
Scott Gay	1984	11
Jerry Reed	1977	11
11. Scott Gay	1994	10
Mark DeFelice	1997	10
Keith Smith	1986	10
Jerry Reed	1977	10

SEASON EARNED RUN AVERAGE

1. Dan Kysliger	1992	0.85
2. Mike Manning	1994	0.97
3. Don Bright	1972	1.09
4. Ward Withrow	1987	1.32
5. Don Bright	1973	1.35
6. Flip Watson	1976	1.47
Don Bright	1973	1.47
8. Rick Adair	1979	1.59
9. Aaron Kirby	1998	1.62
10. David Robinson	1981	1.70

INDIVIDUAL SEASON RECORDS

BATTING

Games	70	David Hyatt	1985
Average	.441	Bob Ballance	1960
At-Bats	* 266	Rodney Hennon	1993
Runs	* 83	Eric Johnson	1999
Hits	101	Kevin Bellomo	1991
	101	Keith LeClair	1988
Singles	75	Rodney Hennon	1993
Doubles	25	Alex Tolbert	1996
Triples	7	Tracy Biggs	1999
Home Runs	26	Steve Harris	1999
RBI	84	Chris Moore	1999
Total Bases	179	Keith LeClair	1988
Stolen Bases	35	Chuck Koone	1998
Hitting Streak	27	Scott Lyman	#1993

- streak began in the 1992 season and carried over the the 1993 season

PITCHING

Wins	12	Scott Gay	1985
	12	Jason Beverlin	1993
W-L Pct.	1.000	Scott Gay (10-0)	1984
	1.000	Jerry Reed (10-0)	1977
ERA	0.85	Dan Kysliger	1992
Saves	14	Mike Manning	1994
Appearances	40	Mike Manning	1994
Complete Games	12	Harris Pryor	1959
Shutouts	3	Rick Adair	1978
	3	Don Bright	1973
	3	Wayne McCauley	1971
Innings Pitched	124.1	Jason Beverlin	1994
Strikeouts	154	Jason Beverlin	1994

* - Southern Conference Record

SEASON FIELDING RECORDS

Chances	554	Todd Buchanan	2001
Fld. Pct.	1.000	Kevin Bellomo	1990
Putouts	525	Marc Striker	1994
Assists	202	John Pust	1985

(0 errors in 136 chances)

SEASON WINNING PERCENTAGE

1. Scott Gay	1984	1.000 (10-0)
Jerry Reed	1977	1.000 (10-0)
3. Jason Beverlin	1993	.857 (12-2)
4. Mark DiFelice	1998	.846 (11-2)
5. Clark Maxwell	1997	.818 (9-2)
6. Mark DiFelice	1997	.769 (10-3)
Jack Kimel	1992	.769 (10-3)
8. Scott Gay	1985	.750 (12-4)

SEASON SAVES

1. Mike Manning	1994	14
2. Don Kysliger	1992	9
Ward Withrow	1998	9
4. David Pember	1998	8
5. Ryan Foster	2001	7
Doug Uzillda	1990	7
Ward Withrow	1987	7
David Robinson	1982	7
8. Mike Manning	1993	6
10. Four Tied		4

SEASON STRIKEOUTS

1. Jason Beverlin	1994	154
2. Clark Maxwell	1995	124
3. Scott Gay	1985	118
4. Mark DiFelice	1998	110
5. Jason Beverlin	1993	106
Wayne McCauley	1971	106
7. Clark Maxwell	1997	102
8. Clark Maxwell	1996	101

SEASON INNINGS PITCHED

1. Jason Beverlin	1994	124.1
2. Clark Maxwell	1995	123.1
3. David Pember	1999	119.2
4. Scott Gay	1985	113.1
5. Phillip Grundy	1992	110.1
6. Jason Beverlin	1993	105.1
7. Clark Maxwell	1997	102.2
8. Jack Kimel	1990	101.1
9. Phillip Grundy	1991	100.1

SEASON APPEARANCES

1. Mike Manning	1994	40
2. Ryan Foster	2000	30
Ward Withrow	1988	30
4. Robbie Hoover	1999	29
Erik Turnrose	1999	29
6. John Milowski	1988	27
7. David Pilgrim	1995	26
8. Mike Manning	1993	25
Doug Uzillda	1990	25
10. Four Tied		24
Last: Chris Water, 1998		

WESTERN CAROLINA UNIVERSITY BASEBALL

WESTERN CAROLINA ANNUAL LEADERS

BATTING AVERAGE

1952	Dwight Sherrill	.258
1953	Dwight Sherrill	.274
1954	Ron Swartzel	.288
1955	Fred Liner	.409
1956	Dwight Sherrill	.400
1957	Jim Matthews	.431
1958	-not available-	
1959	Bob Ballance	.310
1960	Bob Ballance	.441
1961	Jim Ray	.332
1962	Ken Morgan	.372
1963	Danny Tharpe	.350
1964	Danny Tharpe	.371
1965	Joe Fraser	.323
1966	Cecil Caldwell	.327
1967	Roddy Edwards	.353
1968	Eddie Hope	.365
1969	Reed Griffith	.300
1970	Bruce West	.375
1971	Tommy Hayes	.373
1972	Dale Fox	.347
1973	Gary Fishel	.330
1974	Danny Carswell	.299
1975	Jerry Gaines	.404
1976	Dennis Blake	.382
1977	Keith Ebersole	.423
1978	Keith Ebersole	.384
1979	Billy Boyd	.393
1980	Willie Carpenter	.392
1981	Mel Kinsey	.400
1982	Jim Reinicker	.357
1983	Greg Johnson	.405
1984	Freddie Hailey	.395
1985	Mike Carson	.363
1986	Clint Fahey	.425
1987	Clint Fahey	.405
1988	Keith LeClair	.423
1989	Clint Fahey	.369
1990	Grant Brittain	.428
1991	Kevin Bellomo	.435
1992	Scott Lyman	.389
1993	Scott Lyman	.361
1994	Mike Tidick	.376
1995	Jody Henson	.401
1996	Alex Tolbert	.424
1997	Jeremy Bruce	.401
1998	Charles Thomas	.364
1999	Charles Thomas	.406
2000	Charles Thomas	.349
2001	Alan Beck	.385

HITS

1969	Steve Barkley	27
1970	Jim Grove	44
1971	Tommy Hayes	50
1972	Dale Fox	34
1973	Gary Fishel	29
1974	Jimmy Stewart	25
1976	Buddy Fox	38
1977	Keith Ebersole	47
1978	Keith Ebersole	51
1979	Billy Boyd	42
1980	Willie Carpenter	56
1981	Mel Kinsey	48
1982	K. Carson/D. Hill	42
1983	Greg Johnson	64
1984	Charlie Fonville	64
1985	David Hyatt	87
1986	Freddie Hailey	85
1987	Keith LeClair	87
1988	Keith LeClair	101
1989	Clint Fahey	69
1990	Grant Brittain	77
1991	Kevin Bellomo	101
1992	Rodney Hennon	92
1993	Rodney Hennon	87
1994	Roy Hurst	89
1995	Jody Hansen	81
1996	Alex Tolbert	92
1997	Jeremy Bruce	99
1998	Martin Barrow	86
1999	Eric Johnson	100
2000	Charles Thomas	75
2001	Donovan Minero	83

RUNS

1969	Bill Wofford	15
1970	Bruce West	16
1971	Tommy Hayes	34
1972	Eddie Davis	26
1973	Dale Fox	16
1974	Eddie Davis	18
1975	Jerry Gaines	22
1976	Wayne Tolleson	31
1977	David Ball	46
1978	Wayne Tolleson	46
1979	Billy Boyd	26
1980	Chet Gresson	33
1981	Mel Kinsey	44
1982	C. Gresson/D. Hill	35
1983	David Hill	43
1984	David Hyatt	44

TEAM HITTING STATISTICS SINCE 1969

Year	G	AB	R	H	2B	3B	HR	RBI	BB	SO	SB	Avg
1969	25	810	109	183	32	7	6	86	108	196	20	.227
1970	21	736	127	186	32	10	11	106	98	141	17	.252
1971	31	1079	167	291	55	14	18	149	108	289	74	.270
1972	30	985	156	253	44	11	12	139	123	180	58	.256
1973	20	668	88	167	25	3	5	75	n/a	n/a	n/a	.250
1974	25	836	112	194	36	2	8	95	117	171	31	.232
1975	24	798	157	241	39	13	11	132	119	142	56	.302
1976	31	1047	190	286	46	12	12	173	159	149	38	.273
1977	32	1039	293	355	66	12	37	277	181	114	60	.322
1978	34	1083	304	356	70	22	36	283	218	155	77	.329
1979	28	828	155	242	39	20	12	147	146	99	47	.292
1980	37	1254	251	406	80	18	19	241	166	149	74	.324
1981	39	1153	282	346	56	6	46	248	189	151	45	.300
1982	40	1268	337	409	77	15	58	309	214	147	52	.323
1983	45	1360	329	397	68	12	37	292	273	194	57	.292
1984	57	1740	358	515	77	17	44	319	276	22	58	.296
1985	72	2360	498	728	123	19	56	434	325	308	75	.308
1986	61	2042	497	696	119	16	72	449	280	240	34	.341
1987	56	1815	424	567	112	9	73	372	279	267	48	.312
1988	62	2082	481	674	119	15	116	448	258	319	65	.324
1989	54	1709	311	446	78	8	70	281	264	248	20	.261
1990	62	1956	465	615	135	20	65	415	298	312	67	.314
1991	62	2070	519	684	132	12	67	449	268	319	87	.330
1992	66	2246	507	719	125	11	87	449	268	437	84	.320
1993	62	2121	452	658	104	13	67	395	190	350	82	.310
1994	63	2094	394	617	114	18	45	314	200	403	104	.295
1995	56	1910	363	559	105	13	42	325	244	393	94	.293
1996	57	1972	403	613	111	13	52	348	202	362	73	.311
1997	62	2256	560	792	142	21	100	491	238	360	102	.351
1998	60	2083	485	639	122	17	55	428	280	433	153	.307
1999	60	2087	502	684	122	20	82	445	255	391	123	.328
2000	53	1829	330	522	101	10	23	287	198	337	40	.285
2001	56	2012	425	626	143	7	56	378	224	336	45	.311

INDIVIDUAL GAME RECORDS — BATTING

Category	Record	Player	Opponent, Year
Hits	6	Danny Sells	Guilford, 1961
	6	Bob Ballance	N. Georgia, 1960
Doubles	3	achieved 15 times	
Triples	2	achieved 13 times	
Home Runs	4	Skip Nelloms	UNCA, 1986
RBI	9	Donovan Minero	N.C. A&T, 2001
Total Bases	17	Skip Nelloms	UNCA, 1985

INDIVIDUAL GAME RECORDS — PITCHING

Category	Record	Player	Opponent, Year
Strikeouts	20	Wayne McCauley	Allen, 1971
Innings Pitched	11.2	Don Bright	VMI, 1971
No Hitters		Greg Moore	App State, 1983
		Jeff Mashburn	App State, 1982
		Rick Adair	The Citadel, 1979
		Jerry Reed	West Virginia St., 1976

TEAM GAME RECORDS

Category	Record	Opponent, Year
Hits	30	Furman, 1993
Hits in an Inning	12	VMI, 1991
Runs	29	Marshall, 1992
Runs in an Inning	13	VMI, 1988
	13	VMI, 1991
Home Runs	10	UNC Asheville, 1986
Stolen Bases	12	Catawba, 1965
Strikeouts Pitching	20	Allen, 1971
Largest Win Margin	28	Allen, 1971
Win Margin in a Shutout	23	Allen, 1971

1985	David Hyatt	65
1986	Freddie Hailey	67
1987	Freddie Hailey	67
1988	Keith LeClair	65
1989	Matt Raleigh	53
1990	Grant Brittain	67
1991	Kevin Bellomo	77
1992	Matt Raleigh	77
1993	Rodney Hennon	65
1994	Mike Tidick	62
1995	Alex Tolbert	47
1996	Alex Tolbert	58
1997	Jeremy Bruce	82
1998	Martin Barrow	72
1999	Eric Johnson	83
2000	Charles Thomas	44
2001	Alan Beck	56

DOUBLES

1969	Four tied	5
1970	Bruce West	7
1971	Tommy Hayes	20
1972	Bruce West	9
1973	Bruce West	5
1974	J. Stewart/B. Gilmore	6
1975	Gary Fishel	9
1976	Buddy Fox	7
1977	David Ball	12
1978	Wayne Tolleson	46
1979	B. Boyd/F. Brown	7
1980	Willie Carpenter	18
1981	Mel Kinsey	11
1982	Mel Kinsey	10
1983	Greg Johnson	13
1984	Charlie Fonville	16
1985	Mike Carson	20
1986	Mike Carson	17
1987	Freddie Hailey	21
1988	Keith LeClair	15
1989	Matt Raleigh	15
1990	Rodney Tesh	20
1991	Joey Cox	18
1992	Joey Cox	21
1993	Mike Tidick	19

1994	Roy Hurst	20
1995	Jody Hansen	21
1996	Alex Tolbert	25
1997	Frankie Ward	19
1998	C. Moore/M. Barrow	19
1999	Austin Smithwick	16
2000	Morgan Frazier	16
2001	A. Beck/R. Goldston	20

TRIPLES

1969	Ed Thompson	3
1970	Ted Whitworth	3
1971	Tommy Hayes	3
1972	Eddie Davis	3
1973	Gary Rhyme	2
1974	Rhyme/G. Grindstaff	1
1975	Jerry Gaines	4
1976	Four tied	2
1977	Freddy Brown	3
1978	M. Reeser/Tolleson	4
1979	David Ball	5
1980	Three tied	3
1981	Chamberlain/Hill	2
1982	Kinsey/K. Carson	3
1983	G. Johnson/Kinsey	3
1984	Freddie Hailey	6
1985	Jim Eldredge	5
1986	Ron Huntington	4
1987	Clint Fahey	2
1988	Keith LeClair	2
1989	Bellomo/Fahey	2
1990	Todd Raleigh	4
1991	Matt Raleigh	5
1992	Mike Tidick	4
1993	Stephen Pritchard	3
1994	Connolly/Strickland	4
1995	Jody Henson	3
1996	Barrow/Stillwell	3
1997	Martin Barrow	6
1998	Martin Barrow	5
1999	Tracy Biggs	7
2000	Jason Long	3
2001	Michael Roane	2

HOME RUNS

1959	Ray Sells	1
1960	Jim Ray	3
1961	Jim Ray	4
1962	Ken Morgan	5
1963	Ken Morgan	4
1964	Earl Crotts	3
1965	Cecil Caldwell	1
1966	Roddy Edwards	5
1967	Roddy Edwards	4
1968	Bill Wofford	3
1969	John Booth	2
1970	Steve Barkley	2
1971	Tommy Hayes	4
1972	Davis/Laughride	3
1973	Gilmore/Grindstaff	2
1974	Ernie Lasher	3
1975	Buddy Fox	3
1976	Buddy Fox	3
1977	Keith Ebersole	6
1978	Keith Ebersole	9
1979	Freddy Brown	5
1980	Chet Gresson	4
1981	Mel Kinsey	15
1982	Hill/Reinicker	8
1983	Hill/Kinsey	7
1984	Charlie Fonville	12
1985	Mike Carson	13
1986	Riley/Carson	15
1987	Clint Fahey	19
1988	Clint Fahey	25
1989	Three Tied	14
1990	Grant Brittain	20
1991	Matt Raleigh	19
1992	Matt Raleigh	25
1993	Phillip Grundy	17
1994	Mike Tidick	15
1995	Alex Tolbert	20
1996	Alex Tolbert	11
1997	Alex Tolbert	19
1998	Chris Moore	14
1999	Steve Harris	26
2000	Rod Goldston	6
2001	Donovan Minero	17

WESTERN CAROLINA ANNUAL LEADERS

TEAM PITCHING STATISTICS SINCE 1969

Year	G	W-L	Sv	IP	H	R	ER	ERA	BB	K	CG	SH
1969	25	11-14	-	67.3	56	26	17	2.27	10	14	-	-
1970	21	9-12	-	182.0	173	106	74	3.66	92	17	-	-
1971	31	20-11	5	264.1	168	99	57	1.93	137	320	13	-
1972	30	15-15	5	259.0	224	116	71	2.46	104	223	-	2
1973	20	11-9	4	176.2	136	100	60	3.05	100	157	-	-
1974	25	11-14	3	215.0	197	138	86	3.87	144	177	8	2
1975	24	15-8	4	198.2	170	108	71	3.21	104	166	8	-
1976	31	16-15	3	266.0	231	162	90	3.04	167	212	11	-
1977	32	27-5	2	257.0	257	162	128	4.48	181	171	9	-
1978	34	20-13	2	266.0	252	195	144	4.87	163	195	19	-
1979	28	13-15	1	212.0	223	187	132	5.60	154	135	12	2
1980	37	22-15	9	298.1	320	228	174	5.25	178	192	9	0
1981	39	25-14	11	284.2	298	230	153	4.84	203	174	9	2
1982	40	28-12	10	313.0	332	232	157	4.51	196	186	11	3
1983	45	25-20	4	347.1	481	360	248	6.43	194	175	13	1
1984	57	37-20	6	437.0	445	291	213	4.38	231	248	26	2
1985	72	37-35	9	565.0	646	471	364	5.80	365	382	21	3
1986	61	33-28	9	473.2	610	460	330	6.27	282	292	14	2
1987	56	36-20	11	449.2	517	337	244	4.88	239	266	11	0
1988	62	38-24	11	474.0	571	353	262	4.97	254	291	14	2
1989	54	23-31	8	429.2	531	390	328	6.87	256	278	10	2
1990	62	37-25	12	484.2	564	378	260	4.83	251	339	11	3
1991	62	36-26	5	498.2	555	368	278	5.02	228	375	15	5
1992	66	44-21	12	551.2	598	355	251	4.09	231	446	18	4
1993	62	34-28	9	509.1	573	388	298	5.27	253	396	10	1
1994	63	45-18	14	535.2	491	233	177	2.97	244	466	9	4
1995	56	32-24	7	486.0	553	338	257	4.76	218	408	12	4
1996	57	32-24	8	482.2	542	380	282	5.26	257	416	11	2
1997	62	42-20	8	527.0	617	429	377	6.44	284	480	9	1
1998	60	45-15	15	513.1	522	301	229	4.01	236	499	8	1
1999	60	36-23	10	511.1	633	406	324	5.70	243	388	9	1
2000	53	15-38	4	451.2	620	432	338	6.74	212	285	3	0
2001	56	30-26	11	481.0	621	408	324	6.06	182	325	2	1

1988	Keith LeClair	12
1989	Grant Brittain	5
1990	Bellomo/Brittain	21
1991	Matt Raleigh	20
1992	Matt Raleigh	23
1993	Mike Tidick	17
1994	Henson/Tidick	20
1995	Jody Henson	25
1996	Chris Moore	15
1997	Chuck Koone	22
1998	Chuck Koone	35
1999	Eric Johnson	46
2000	Charles Thomas	10
2001	Donovan Minero	8

EARNED RUN AVERAGE

1969	Noland Smathers	2.05
1970	Noland Smathers	3.33
1971	Don Bright	1.35
1972	Don Bright	1.09
1973	Don Bright	1.47
1974	Lester Wright	2.65
1975	Jerry Reed	2.01
1976	Flip Watson	1.47
1977	Rick Adair	1.87
1978	Wayne Harwell	2.98
1979	Rick Adair	1.59
1980	Randy Sims	4.24
1981	David Robinson	1.70
1982	Randy Sims	2.56
1983	Greg Moore	3.68
1984	Scott Gay	2.10
1985	Scott Gay	3.97
1986	Andy Rickman	4.75
1987	Ward Withrow	1.32
1988	Ward Withrow	3.54
1989	Stewart Keyes	6.25
1990	Doug Udzilla	3.12
1991	Phillip Grundy	3.87
1992	Dan Kyslinger	0.85
1993	Phillip Grundy	3.12
1994	Mike Manning	0.97
1995	Clark Maxwell	3.43
1996	Brian Bein	3.99
1997	Chris Waters	3.48
1998	Aaron Kirby	1.62
1999	Wes Overbay	4.25
2000	Blake Gordon	4.42
2001	Seth Foster	4.54

COMPLETE GAMES

1974	Lester Wright	5
1975	Hicks/Reed	3
1976	Jerry Reed	6
1977	Rick Adair	5
1978	Rick Adair	8
1979	Rick Adair	8
1980	Randy Sims	3
1981	Randy Sims	5
1982	Jeff Mashburn	3
1983	Hare/Moore	5
1984	Ben Hare	4
1985	Scott Gay	7
1986	Keith Smith	5
1987	Jackie Slaughter	5
1988	Paul Menhart	6
1989	Stewart Keyes	4
1990	Jack Kimel	4
1991	Phillip Grundy	9
1992	Grundy/Kimel	8
1993	Phillip Grundy	4
1994	Jason Berlin	4
1995	Clark Maxwell	6
1996	Mark DiFelice	4
1997	Clark Maxwell	4
1998	Mark DiFelice	4
1999	Pember/Overbay	4
2000	Jared Burton	2
2001	J. Burton/D. Foley	1

WINS

1969	Joyce/Miller	4
1970	Smathers/Glover	3
1971	Wayne McCauley	7
1972	Four Tied	3
1973	Don Bright	5
1974	Lester Wright	5
1975	Jerry Reed	6
1976	Mike Hicks	6
1977	Jerry Reed	10
1978	Rick Adair	7
1979	Rick Adair	6
1980	Lin Stadler	5
1981	Robinson/Mashburn	5
1982	Four Tied	5
1983	David Robinson	7
1984	Scott Gay	10
1985	Scott Gay	12
1986	Keith Smith	10
1987	Keyes/Slaughter	7
1988	Tim Sinicki	9
1989	Menhart/Volpe	5
1990	Jack Kimel	11
1991	Phillip Grundy	11
1992	Jack Kimel	10
1993	Jason Beverlin	12
1994	Jason Beverlin	11
1995	Clark Maxwell	8
1996	Clark Maxwell	7
1997	Mark DiFelice	10
1998	Mark DiFelice	11
1999	Aaron Kirby	9
2000	Ryan Basner	4
2001	Dan Foley	7

INNINGS PITCHED

1972	Don Bright	72.0
1973	Glen Glover	48.0
1974	Lester Wright	64.3
1975	Jerry Reed	72.0
1976	Jerry Reed	89.0
1977	Rick Adair	77.0
1978	Rick Adair	72.0
1979	Rick Adair	79.1
1980	Lin Stadler	66.1
1981	Randy Sims	75.1
1982	Greg Moore	62.0
1983	Ben Hare	75.0
1984	Ben Hare	93.1
1985	Scott Gay	113.1
1986	Keith Smith	84.2
1987	Jackie Slaughter	81.2
1988	Paul Menhart	84.1
1989	Paul Menhart	86.1
1990	Jack Kimel	101.1
1991	Phillip Grundy	100.1
1992	Phillip Grundy	110.1
1993	Jason Beverlin	105.1
1994	Jason Beverlin	124.1
1995	Clark Maxwell	123.1
1996	Clark Maxwell	85.0
1997	Clark Maxwell	102.2
1998	Mark DiFelice	98.0
1999	David Pember	119.2
2000	Aaron Kirby	68.1
2001	Jared Burton	93.1

STRIKEOUTS

1969	Roger Miller	62
1970	Noland Smathers	51
1971	Wayne McCauley	106
1972	Don Bright	80
1973	Don Bright	43

RUNS BATTED IN

1959	Bob Ballance	18
1960	Bob Ballance	24
1961	Jim Ray	22
1962	Ken Morgan	21
1963	Randy Whitaker	16
1964	Earl Crotts	17
1965	Jones/Fraser	17
1966	Roddy Edwards	28
1967	Roddy Edwards	28
1968	Bill Wofford	18
1969	Jim Thompson	14
1970	Barkley/West	15
1971	Bruce West	25
1972	Jim Grove	26
1973	Bruce West	12
1974	Dale Fox	17
1975	Gaines/Fishel	17
1976	Buddy Fox	29
1977	Keith Ebersole	48
1978	Keith Ebersole	45
1979	Freddy Brown	32
1980	Willie Carpenter	43
1981	Mel Kinsey	50
1982	Mel Kinsey	44
1983	Mel Kinsey	45
1984	Charlie Fonville	51
1985	Mike Carson	56

1986	Mike Carson	72
1987	Skip Nelloms	70
1988	Skip Nelloms	69
1989	Matt Raleigh	52
1990	Grant Brittain	68
1991	Todd Raleigh	78
1992	Matt Raleigh	73
1993	Phillip Grundy	76
1994	Mike Tidick	58
1995	Alex Tolbert	55
1996	Alex Tolbert	66
1997	Tolbert/Burwell	69
1998	Chris Moore	68
1999	Chris Moore	84
2000	Rod Goldston	40
2001	Donovan Minero	74

AT BATS

1969	Steve Barkley	99
1970	Steve Barkley	87
1971	Tommy Hayes	134
1972	Gary Fishel	115
1973	Gary Fishel	88
1974	Jimmy Stewart	92
1975	Wayne Tolleson	96
1976	Buddy Fox	127
1977	Wayne Tolleson	128
1978	Keith Ebersole	133

1979	Billy Boyd	107
1980	Chet Greeson	147
1981	Don Ingle	139
1982	David Hill	139
1983	David Hill	164
1984	Charlie Fonville	177
1985	David Hyatt	250
1986	David Hyatt	228
1987	Keith LeClair	226
1988	Keith LeClair	239
1989	Clint Fairry	187
1990	Kevin Bellomo	209
1991	Kevin Bellomo	232
1992	Joey Cox	252
1993	Rodney Hennon	266
1994	Roy Hurst	246
1995	Alex Tolbert	216
1996	Alex Tolbert	217
1997	Chris Moore	257
1998	Martin Barrow	254
1999	Charles Thomas	244
2000	Charles Thomas	215
2001	Donovan Minero	219

STOLEN BASES

1969	Tommy Hayes	7
1970	Steve Weams	13
1971	Tommy Hayes	24
1972	Eddie Davis	15
1973	-not available-	
1974	Gary Fishel	13
1975	Jerry Gaines	16
1976	Wayne Tolleson	18
1977	Wayne Tolleson	29
1978	Wayne Tolleson	29
1979	Willie Carpenter	11
1980	Boyd/Radford	17
1981	David Hill	15
1982	David Hill	21
1983	David Hill	19
1984	Alfred Turner	12
1985	David Hyatt	11
1986	Freddie Hailey	8
1987	Freddie Hailey	18

WCU TRIPLE CROWN WINNERS

Catamounts who led the team in Batting Average, RBI and HRs.

Year	Name	.Avg	RBIs	HR
1961	Jim Ray	.322	22	4
1962	Ken Morgan	.372	21	5
1967	Roddy Edwards	.353	20	4
1977	Keith Ebersole	.423	48	6
1981	Mel Kinsey	.400	50	15
1985	Mike Carson	.363	56	13
1990	Grant Brittain	.428	68	20
1994	Mike Tidick	.376	58	15
1996	Alex Tolbert	.424	66	11

WESTERN CAROLINA UNIVERSITY BASEBALL

CATAMOUNT POSTSEASON HISTORY

WCU'S SOUTHERN CONFERENCE TOURNAMENT RESULTS

Year	Site	Opponent	W/L	Score	Year	Site	Opponent	W/L	Score
1984	Cullowhee	VMI	W	10-7	1994	Charleston	Davidson	L	1-2
1984	Cullowhee	Appalachian State	L	5-9	1994	Charleston	East Tennessee State	W	4-2
1984	Cullowhee	The Citadel	L	0-8	1994	Charleston	Marshall	W	8-2
1985	Boone	Appalachian State	W	3-2	1994	Charleston	Davidson	W	13-1
1985	Boone	Marshall	L	2-5	1994	Charleston	VMI	W	7-1
1985	Boone	Davidson	W	13-2	1994	Charleston	The Citadel	L	2-4
1985	Boone	Marshall	W	12-6	1995	Charleston	Appalachian State	W	9-5
1985	Boone	Marshall	W	13-12	1995	Charleston	Georgia Southern	L	4-10
1986	Cullowhee	East Tennessee State	W	11-2	1995	Charleston	Marshall	W	10-3
1986	Cullowhee	Appalachian State	W	18-17	1995	Charleston	East Tennessee State	L	1-6
1986	Cullowhee	Appalachian State	W	11-8	1996	Charleston	VMI	L	3-7
1987	Asheville	VMI	W	16-4	1996	Charleston	Furman	L	4-7
1987	Asheville	Appalachian State	W	8-7	1997	Charleston	VMI	W	4-3
1987	Asheville	VMI	W	9-4	1997	Charleston	Furman	W	7-1
1988	Asheville	Appalachian State	W	18-8	1997	Charleston	The Citadel	W	10-3
1988	Asheville	The Citadel	W	6-2	1997	Charleston	Furman	W	10-9 (10)
1988	Asheville	The Citadel	W	22-6	1998	Charleston	Georgia Southern	W	6-5
1989	Asheville	Appalachian State	W	7-2	1998	Charleston	The Citadel	L	0-5
1989	Asheville	Marshall	W	4-2	1998	Charleston	Wofford	W	9-4
1990	Charleston	East Tennessee State	W	6-1	1998	Charleston	Furman	W	2-1
1990	Charleston	Marshall	L	1-3	1998	Charleston	UNC Greensboro	L	2-4
1990	Charleston	Appalachian State	W	5-4	1999	Charleston	Georgia Southern	L	5-8
1990	Charleston	Marshall	W	11-3	1999	Charleston	VMI	W	8-4
1990	Charleston	The Citadel	L	5-9	1999	Charleston	East Tennessee State	W	7-5
1991	Charleston	VMI	W	18-2	1999	Charleston	Furman	W	11-4
1991	Charleston	East Tennessee State	L	4-7	1999	Charleston	College of Charleston	W	3-2
1991	Charleston	The Citadel	W	7-3	1999	Charleston	The Citadel	L	3-6
1991	Charleston	East Tennessee State	W	9-4	2001	Charleston	UNC Greensboro	L	5-7
1991	Charleston	Appalachian State	W	4-0	2001	Charleston	College of Charleston	L	7-9
1991	Charleston	Furman	L	11-9					
1992	Charleston	VMI	W	3-2					
1992	Charleston	The Citadel	W	2-1					
1992	Charleston	Georgia Southern	W	17-10					
1992	Charleston	Georgia Southern	L	12-14					
1992	Charleston	Georgia Southern	W	4-3					
1993	Charleston	Marshall	W	7-6					
1993	Charleston	The Citadel	W	4-2					
1993	Charleston	VMI	L	3-4					
1993	Charleston	Georgia Southern	W	6-5					
1993	Charleston	VMI	W	12-5					
1993	Charleston	VMI	W	5-1					

The SoCon Tournament was played at The Citadel's College Park from 1990-96 and has been played at Riley Park since 1997.



Phillip Grundy picked up a win against Florida State and hit two home runs during the 1992 NCAA South II Regional in Tallahassee, Fla.

WESTERN'S RECORD VS.

Appalachian State	9-1
The Citadel	6-5
College of Charleston	1-1
Davidson	2-1
East Tennessee State	5-2
Furman	4-2
Georgia Southern	4-3
Marshall	7-2
UNC Greensboro	0-2
VMI	10-2
Wofford	1-0

WESTERN'S RECORD AT

Site	Record	Years	Titles
Asheville	8-0	3	3
Boone	4-1	1	1
Charleston	33-18	11	3
Cullowhee	4-2	2	1
Totals	49-21	16	8

WCU'S NCAA TOURNAMENT RESULTS

1985 NCAA EAST REGIONAL

Site: Columbia, S.C.

Opponent	W/L	Score
Old Dominion	W	5-3
LaSalle	L	2-6
St. John's	W	9-6
South Carolina	L	14-3

1986 NCAA ATLANTIC REGIONAL

Site: Coral Gables, Fla.

Miami (Fla.)	L	1-6
Miami (Fla.)	L	7-8

1987 NCAA MID-EAST REGIONAL

Site: Starkville, Miss.

Oklahoma State	L	3-6
Purdue	W	8-7
Mississippi State	W	8-1
Oklahoma State	L	6-9

1988 NCAA SOUTH REGIONAL

Site: Starkville, Miss.

Mississippi State	L	4-7
Texas A&M	L	6-8

1989 NCAA SOUTH REGIONAL

Site: Starkville, Miss.

Mississippi State	L	0-8
Indiana State	L	3-10

1992 NCAA SOUTH II REGIONAL

Site: Tallahassee, Fla.

Florida State	W	1-0
Kent State	W	14-1
Stanford	W	5-0
Florida State	L	3-4
Florida State	L	3-18

(Runners-up in NCAA South II Regional)

1993 NCAA SOUTH REGIONAL

Site: Baton Rouge, La.

Louisiana State	L	2-7
Miami (Fla.)	W	10-5
Kent State	L	5-8

1994 NCAA MIDEAST REGIONAL

Site: Knoxville, Tenn.

Arizona State	L	6-8
Tennessee	L	4-6

1997 NCAA EAST REGIONAL

Site: Tallahassee, Fla.

Auburn	L	3-11
Marist	W	8-3
South Florida	L	4-9

CATAMOUNT ALL-AMERICANS



#25 - KEVIN BELLOMO

6-0, 190, OF
Rutland, Vt.
Rutland HS

- 1991 ABCA (Second Team) •

CAREER STATISTICS

Year	G	AB	R	H	2B	3B	HR	RBI	SB	BB	SO	AVG.
1988	43	72	21	26	7	2	3	15	1	7	14	.356
1989	54	183	31	49	6	2	8	23	4	24	36	.268
1990	56	209	64	70	18	3	12	46	21	35	24	.335
1991	60	232	77	101	12	1	14	59	17	22	22	.435
TOT.	123	696	193	246	44	8	37	143	43	88	96	.353



#37 - CLINT FAIREY

5-10, 210, 3B
Clemson, S.C.
D.W. Daniel HS

- 1987 ABCA (Second Team) •

CAREER STATISTICS

Year	G	AB	R	H	2B	3B	HR	RBI	SB	BB	SO	AVG.
1986	52	153	39	65	9	0	3	30	3	28	6	.425
1987	54	190	53	77	13	2	19	60	3	41	10	.405
1988	59	207	56	73	7	0	25	64	2	38	16	.353
1989	53	187	38	69	10	2	14	45	1	28	9	.369
TOT.	218	737	186	284	39	4	61	199	9	135	41	.385



#40 - JASON BEVERLIN

6-4, 230, RHP
Royal Oak, Mich.
Dondero HS

- 1994 ABCA (Second Team) •
- 1994 Baseball America (Second Team) •
- 1994 NCBWA (Second Team) •
- 1994 Collegiate Baseball (Third Team) •

CAREER STATISTICS

Year	G	GS	CG	IP	H	R	ER	ERA	SO	BB	W-L	PCT.
1992	14	8	2	55.1	76	50	41	6.67	46	25	4-3	.571
1993	18	16	3	105.1	105	59	46	3.93	106	55	12-2	.857
1994	17	16	4	124.1	99	37	33	2.39	154	55	11-4	.733
TOT.	49	40	9	285.0	280	146	120	3.38	306	135	27-9	.750



#4 - JERRY GAINES

5-9, 160, OF
Chesapeake, Va.
Western Branch HS

- 1975 ABCA College Division (First Team) •

CAREER STATISTICS

Year	G	AB	R	H	2B	3B	HR	RBI	SB	BB	SO	AVG.
1975	24	94	22	38	4	4	1	17	16	13	16	.404
TOT.	24	94	22	38	4	4	1	17	16	13	16	.404



#1 - GRANT BRITTAIN

6-0, 173, 2B/SS
Hickory, N.C.
Hickory HS

- 1990 ABCA (First Team) •

CAREER STATISTICS

Year	G	AB	R	H	2B	3B	HR	RBI	SB	BB	SO	AVG.
1987	49	136	32	34	5	1	4	22	2	36	22	.250
1988	61	192	31	43	9	0	6	28	3	21	27	.224
1989	50	135	30	26	7	1	2	14	5	44	27	.193
1990	58	180	67	77	14	2	20	68	21	49	44	.428
TOT.	218	643	160	180	35	4	32	132	31	150	120	.279



#21 - PHILLIP GRUNDY

6-2, 190, RHP
Somerset, Ky.
Somerset HS

- 1993 ABCA (Second Team) •

CAREER STATISTICS

Year	G	GS	CG	IP	H	R	ER	ERA	SO	BB	W-L	PCT.
1991	16	15	9	100.1	97	56	43	3.87	91	51	11-4	.733
1992	16	16	8	110.1	92	47	29	2.31	89	33	9-5	.642
1993	16	12	4	83.2	71	46	29	3.12	83	37	4-7	.363
TOT.	48	28	21	244.1	260	149	101	3.09	180	121	24-16	.600



#15/26 - KEITH EBERSOLE

6-2, 188, 1B
Sarasota, Fla.
Sarasota HS

- 1977 ABCA (Third Team) •

CAREER STATISTICS

Year	G	AB	R	H	2B	3B	HR	RBI	SB	BB	SO	AVG.
1977	30	111	37	47	11	2	6	48	3	22	9	.423
1978	34	133	38	51	11	3	9	45	0	15	17	.384
TOT.	64	244	75	98	22	5	15	93	1	37	26	.401



#4 - DONOVAN MINERO

6-2, 190, CF
San Jose, Calif.
San Jose State/Gunderson HS

- 2001 ABCA (Third Team) •

CAREER STATISTICS

Year	G	AB	R	H	2B	3B	HR	RBI	SB	BB	SO	AVG.
2001	56	219	49	83	12	0	17	74	8	19	34	.379
TOT.	56	219	49	83	12	0	17	74	8	19	34	.379



#34 - MATT RALEIGH

5-11, 195, 3B
Swanton, Vt.
Swanton HS

- 1992 Collegiate Baseball (Second Team) •

CAREER STATISTICS

Year	G	AB	R	H	2B	3B	HR	RBI	SB	BB	SO	AVG.
1989	54	183	53	62	15	0	14	52	0	43	41	.339
1990	60	202	53	60	12	3	10	47	4	41	49	.397
1991	62	223	68	92	15	5	19	67	20	39	45	.413
1992	66	229	77	88	14	0	25	73	23	59	66	.384
TOT.	242	837	251	302	56	8	68	239	47	182	201	.361

WESTERN CAROLINA UNIVERSITY BASEBALL

CATAMOUNT INDIVIDUAL HONORS

ACADEMIC ALL-AMERICA

1993	Rodney Hennon	2nd
1992	Rodney Hennon	1st
	Jack Kimel	2nd
1986	David Hyatt	3rd
1983	David Hill	1st
	Greg Johnson	1st

COLLEGIATE BASEBALL FRESHMAN ALL-AMERICA

1996 Chris Moore

ABCA ALL-ATLANTIC REGION

2001	Donovan Minero	1st
1999	Steve Harris	2nd
	Chris Moore	2nd
1998	Martin Barrow	2nd
	Mark DiFelice	2nd
1997	Alex Tolbert	1st
	Jeremy Bruce	2nd
	J.P. Burwell	2nd
1996	Alex Tolbert	2nd
1995	Jody Henson	1st
1994	Jason Beverlin	1st
	Mike Manning	2nd
	Mike Tidick	2nd
1993	Phillip Grundy	1st
	Jason Beverlin	2nd
1992	Joey Cox	1st
	Matt Raleigh	1st
	Dan Kyslinger	2nd
1991	Kevin Bellomo	1st
	Phillip Grundy	2nd
	Matt Raleigh	2nd
1990	Grant Brittain	1st
1989	Clint Fairey	1st
1987	Clint Fairey	1st
1986	Pat Riley	2nd
1980	Willie Carpenter	1st
1978	Wayne Tolleson	1st
	Keith Ebersole	2nd
1977	Keith Ebersole	1st
	Jerry Reed	2nd
	Wayne Tolleson	2nd

ATLANTIC REGION COACH OF THE YEAR


1987 Jack Leggett

ALL-NORTH CAROLINA

1978	Keith Ebersole
	Wayne Tolleson
1977	Keith Ebersole
	Jerry Reed
	Wayne Tolleson
1975	Jerry Gaines
1973	Don Bright
1971	Tommy Hayes
	Wayne McCauley

NCAA REGIONAL ALL-TOURNAMENT

1993	Phillip Grundy
1992	Phillip Grundy
	Rodney Hennon
	Matt Raleigh
1987	Skip Nelloms
1985	Brian Tebo
	Darryl Rogers



Rodney Hennon (left) and Jack Kimel were named GTE Academic All-Americans during the 1992 season. Hennon, a first team selection, had a 3.79 GPA in business and Kimel, a second team honoree, has a 3.55 GPA in economics.

SOUTHERN CONFERENCE PLAYER OF THE YEAR

1999	Chris Moore
1998	Martin Barrow
1997	Alex Tolbert
1994	Mike Tidick
1992	Matt Raleigh
1991	Kevin Bellomo
1990	Grant Brittain
1989	Clint Fairey
1988	Clint Fairey
1987	Clint Fairey
1985	Scott Gay
1981	Mel Kinsey
1978	Wayne Tolleson

SOUTHERN CONFERENCE PITCHER OF THE YEAR

(awarded since 1989)

1998	Mark DiFelice
1994	Jason Beverlin

SOUTHERN CONFERENCE FRESHMAN OF THE YEAR

1991	Phillip Grundy
1990	Rob Doherty
1989	Matt Raleigh
1984	Freddie Hailey
1983	Brian Tebo

SOUTHERN CONFERENCE COACH OF THE YEAR

1997	Keith LeClair
1994	Keith LeClair
1992	Keith LeClair
1987	Jack Leggett
1981	Bill Haywood

ALL-SOUTHERN CONFERENCE

(Coaches poll, first team only)

2001	Alan Beck, OF
	Donovan Minero, OF
1999	Chris Moore, SS
	Eric Johnson, OF
	Charles Thomas, OF
1998	Martin Barrow, OF
	Mark DiFelice, P
	Chris Moore, SS
1997	Martin Barrow, OF
	Alex Tolbert, 1B
1995	Jody Henson, OF
	Alex Tolbert, 1B
	Eric Whitson, 3B
1994	Jason Beverlin, P
	Mike Tidick, OF
1993	Jason Beverlin, P
	Phillip Grundy, DH
	Rodney Hennon, 2B
	Scott Lyman, OF
1992	Joey Cox, OF
	Matt Raleigh, SS
1991	Kevin Bellomo, OF
	Phillip Grundy, P
	Matt Raleigh, 3B
	Todd Raleigh, C
	Rodney Tesh, 1B
1990	Grant Brittain, 2B
	Matt Raleigh, 3B
1989	Clint Fairey, 1B
	Mark Poarch, DH
1988	Clint Fairey, 1B
	Keith LeClair, OF
	Tom Malchesky, 3B
	Paul Menhart, P
	Skip Nelloms, OF
1987	Clint Fairey, DH
	Freddie Hailey, OF
	Stewart Keyes, P
	Skip Nelloms, OF
1986	Mike Carson, OF
	Freddie Hailey, OF
	Pat Riley, DH
1985	Mike Carson, OF
	Scott Gay, P
	Freddie Hailey, OF
	David Hyatt, 1B
	Skip Nelloms, DH
1984	Mike Carson, OF
	Charlie Fonville, 1B
	Scott Gay, P
	David Hyatt, OF
1983	Charlie Fonville
	David Hill
	Greg Johnson
1981	Mel Kinsey
1980	Willie Carpenter
	Don Ingle
1979	Willie Carpenter
1978	Keith Ebersole
	Wayne Tolleson
1977	Wayne Tolleson

ALL-SOCON TOURNAMENT

1997	J.P. Burwell
	Jeff Sziksai
1995	Eric Whitson
1994	John Connolly
	Mike Tidick
	Marc Striker
1993	Jason Beverlin
	Rob Doherty
	Phillip Grundy
	Roy Hurst
	Mike Tidick
1992	Joey Cox
	Scott Lyman
	Eric Whitson
1991	Kevin Bellomo
	Joey Cox
	Jack Kimel
	Matt Raleigh
	Rodney Tesh
1990	Grant Brittain
	Mike Hilton
	Rodney Tesh

SOCON TOURNAMENT MVP

1997	J.P. Burwell
1993	Phillip Grundy
1992	Joey Cox
1989	Paul Menhart
1988	Keith LeClair
1987	Clint Fairey
1986	David Hyatt
1985	Mike Carson