



# 2011-12 MEN'S BASKETBALL UNIVERSITY OF WASHINGTON

Athletic Communications • Box 354070 • Graves Hall • Seattle, WA 98195 • (206) 543-2230 • (206) 543-5000 fax

SID Contact: Brian Tom (briantom@uw.edu)

www.GoHuskies.com

Weekly Release

Dec. 27, 2011

## WASHINGTON HUSKIES

2011-12 RECORD: 6-5 OVERALL, 0-0 PAC-12

Date	Opponent (TV/UW Rank)	Result	Time / Score
N. 4	Seattle Pacific [exh.]	W	77-60
N. 12	Georgia State \$	W	91-74
N. 13	Florida Atlantic \$	W	77-71
N. 14	Portland \$ (ROOT Sports)	W	93-63
N. 20	at Saint Louis (CBS Sports Net)	L	64-77
N. 25	Houston Baptist	W	88-65
D. 2	at Nevada (ESPNU)	L	76-73 (ot)
D. 6	vs.#11 Marquette & (ESPN)	L	79-77
D. 10	vs. #7 Duke ^ (CBS)	L	86-80
D. 16	UC Santa Barbara (ROOT Sports)	W	87-80
D. 18	South Dakota St. (ROOT Sports)	L	92-73
D. 22	Cal State Northridge	W	74-51
D. 29	Oregon State* (ROOT Sports)		6:00 p.m.
D. 31	Oregon* (ESPN2)		7:00 p.m.
J. 5	at Colorado* (ROOT Sports)		6:00 p.m.
J. 7	at Utah* (FSN)		11:00 a.m.
J. 10	Seattle U. (ROOT Sports)		7:00 p.m.
J. 15	Washington St.* (ROOT Sports)		4:00 p.m.
J. 19	California* (ROOT Sports)		5:30 p.m.
J. 21	Stanford* (ROOT Sports)		3:00 p.m.
J. 26	at Arizona St.* (ROOT Sports)		5:30 p.m.
J. 28	at Arizona* (ESPN)		4:00 p.m.
F. 2	UCLA* (ESPN or ESPN2)		6:00 p.m.
F. 4	USC* (FSN)		8:00 p.m.
F. 9	at Oregon* (FSN)		8:00 p.m.
F. 12	at Oregon St.* (FSN)		2:30 p.m.
F. 16	Arizona State* (FSN)		8:00 p.m.
F. 18	Arizona* (FSN)		12:00 p.m.
F. 25	at Washington St.* (ROOT Sports)		5:00 p.m.
M. 1	at USC*		TBA
M. 3	at UCLA*		TBA
M. 7-10	Pac-12 Tournament		TBA

Home Games in Bold; \* Pacific-12 Conference Game; \$World Vision Classic; Madison Square Garden, & Jimmy V Classic.; ^CARQUEST Auto Parts Classic. All times listed Pacific; TV in parenthesis.

## DEFENDING PAC-10 TOURNEY CHAMP HUSKIES OPEN CONFERENCE PLAY Vs. OSU

The Huskies (6-5) will play five of first seven conference games at Alaska Airlines Arena.

### UW-OSU'S 289TH MEETING WILL START PAC-12 PLAY

Washington and Oregon will face off for the 289th time in the two school's histories this Thursday, Dec. 29, but it will be the first time the squads have met as members of the Pac-12 Conference. Washington (6-5) will have to beat its longest sustained conference rival in order to get its conference season off on the right foot. UW started Pac-10 play 7-1 last season and the Beavers (10-2) have visions of stopping the Huskies from getting out of the gate in a similar fashion. Tip off is scheduled for 6:00 p.m. ROOT Sports will televise the action with **Kevin Calabro** and Hall of Fame Coach **Lenny Wilkens** calling the action and **Jen Mueller** providing sideline reports. The game can be heard on KIXI 880 AM in Seattle and on the Washington IMG College Sports throughout the Pacific Northwest with **Mike Gastineau** providing play-by-play and **Jason Hamilton** supplying color analysis. Fans can also follow the game on the GoHuskies.com live chat.

### HOOPS-ALAMO BOWL CONFLICT & SOLUTION

The 6:00 p.m. tipoff of Husky Men's Basketball vs. Oregon State at Alaska Airlines Arena has left many UW fans in a quandary. Kicking off nearly simultaneously in San Antonio will be the Valero Alamo Bowl that pits the Husky football team vs. Baylor and Heisman Trophy winner Robert Griffin. The Husky Athletic Department has a solution that will satisfy fans hoping to catch both games live. To help fans keep up with the action in San Antonio while attending the basketball game in Seattle, live look-ins of the Alamo Bowl will be shown during selected timeouts and at halftime on the Husky Vision. Following the completion of the basketball game, fans are invited to remain at Alaska Airlines Arena and watch the remainder of the football game on Husky Vision. A concession stand on the concourse will remain open following the basketball game to serve snacks and beverages.

### WASHINGTON-OREGON STATE HISTORY

UW leads the all-time series between the two schools by a 152-136 margin since the first meeting in 1904. The series is the longest continuous rivalry for the Huskies and the 288 games are the second most UW has played against any opponent. Washington had won eight-straight before losing the last time the two teams met -- 68-56 in Corvallis on Feb. 3, 2011. Lorenzo Romar is 14-5 all-time against the Beavs (including 8-1 in Seattle), all decisions coming during his UW tenure. OSU coach Craig Robinson is 1-6 all-time against UW. The Beavers haven't won in Seattle since the 2003 season, the first of Romar's tenure. Last year, the Huskies won in Seattle by 31 points, 103-72. During UW's 8-game home winning streak over the Beavers, the Huskies have won by an average of 15.9 points.

### THIS GAME...

• **Thursday, Dec. 29**  
UW vs. Oregon State 6:00 p.m.  
Alaska Airlines Arena (10,000)  
TV: ROOT Sports  
(Kevin Calabro, Lenny Wilkens; Jen Mueller - sidelines)  
Radio: KIXI 880 AM  
(Mike Gastineau and Jason Hamilton)  
All-Time Series Record: UW, 152-136  
Last Time: OSU, 68-56, 2/3/11

### UPCOMING...

• **Saturday, Dec. 31**  
UW vs. Oregon 7:00 p.m.  
Alaska Airlines Arena (10,000)  
TV: ESPN2  
(Dave Fleming and Sean Farnham)  
Radio: KJR 950 AM and 102.9 FM  
(Bob Rondeau and Jason Hamilton)  
All-Time Series Record: UW, 185-104  
Last Time: UW 69-51, 3/11/11

## 2011-12 WASHINGTON PLAYER NOTES (PROJECTED STARTERS IN BOLD)

No.	Name	PPG	RPG	APG*	Notes
0	<b>Abdul Gaddy (G, 6-3, Jr.)</b>	8.8	2.5	5.1	Leads Pac-12 in asst/TO ratio (3.2, 57/18), 3rd in assists (5.1), 5th in minutes (32.6) ... 2012 Bob Cousy Award nominee
14	<b>Tony Wroten G, 6-5, Fr.)</b>	16.0	4.5	3.2	3rd leading Pac-12 scorer, 12th in steals (1.7) ... 10+ pts 10 of 11 gms, 20+ in 3 ... 2012 Cousy Award nominee
23	<b>C.J. Wilcox (G, 6-5, So.)</b>	14.5	3.5	1.6	2nd Pac-12 w/2.6 3-pt FG/game, 9th in steals (1.4), 8th in scoring, 15th in blocks (0.9), 8th in 3-pt FG% (.439)
31	<b>Terrence Ross (G, 6-6, So.)</b>	15.1	6.5	1.7	Ranks 6th in Pac-12 ppg, 10th in rpg, 13th w/1.0 bpg & 10th with 1.8 3-pts/game ... Naismith Award candidate
44	<b>Darnell Gant (F, 6-8, Sr.)</b>	9.1	5.4	0.8	Leads UW & 6th in the Pac-12 in FG% (.561) ... 8+ rebs 3-straight games ... 1st career dbl-dbl vs. S. Dak. St.
4	Hikeem Stewart (G, 6-2, Fr.)	0.9	0.4	0.5	Twin, Kadeem plays at Eastern Arizona College, and older twin bros, Lodrick (USC) & Rodrick (USC/Kansas)
5	Aziz N'Diaye (C, 7-0, Jr.)	7.6	8.6	2.0*	Missed 2 gms w/knee inj. ... leads Pac-12 in blocks (2.0 bpg) and is 2nd in rebs (8.6) ... 10+ rebs 3x this year, 10+ pts 4x
10	Martin Breunig (F, 6-8, Fr.)	1.8	1.5	0.3*	5th German player at UW .... from same town (Leverkusen) as Detlef Schrempf ... 4 pts/5 rebs vs. Houston Bapt
12	Andrew Andrews (G, 6-2, Fr.)				Redshirting ... hit a pair of FT's in 5 mins vs. SPU ... avg 24 pts, 5 assts & was 2011 Oregon 5A State Player of Year
15	Scott Suggs (G, 6-6, Sr.)				Redshirting - INJ Announced he would redshirt on Dec. 9 ... right foot surgery on Oct. 14 ... ranked 3rd in Pac10 in 3-pt FG pct (45.0%)
20	Alex Wegner (F, 6-7, Fr.)	1.5	0.5	0.0	Hit 3-pointers vs. Ga St. & vs. Port ... avg. 22.9 ppg, 11.7 rpg, 1.8 spg and 2.4 bpg as a senior at Vashon Island
30	Desmond Simmons (F, 6-7, RS-Fr.)	5.9	6.0	0.8	Ranks 15th in Pac-12 in rpg ... team hi & career hi 13 pts vs. CS-Northridge. ... 5+ rebs in 7-straight and 8 overall
33	Jernard Jarreau (F, 6-10, Fr.)				Redshirting ... team-high 3 blocks vs. SPU ... first player from New Orleans since Eldridge Recasner
40	Shawn Kemp, Jr. (F, 6-9, Fr.)	1.0	0.7	0.9*	5th Husky that is the son of an ex-Sonic ... scored UW's first 4 pts vs. Hou Bapt. & 2 blocks ... 3 blks vs. CS-Northridge
42	Brendan Sherrer (F, 6-8, Sr.)	0.8	1.0	0.0	Career-best 3 rebs. vs. Houston Baptist ... has played in 27 career games, all wins by at least 17 pts ... 2009 walkon

\* = blocks per game average



2011-12 HUSKY BASKETBALL

### Quick Facts

Location ..... Seattle, Wash.  
 Founded ..... Nov. 4, 1861  
 Enrollment ..... 42,000 (31,500 undergrads)  
 Nickname ..... Huskies  
 Affiliation ..... Pacific-10 Conference  
 Colors ..... Purple (PMS 5265) and Gold (PMS 7502)  
 Mascot ..... Harry The Husky (costumed)  
 President ..... Michael Young  
 Athletic Director ..... Scott Woodward  
 Ticket Office Phone ..... (206) 543-2200  
 Website ..... www.GoHuskies.com  
 Men's Hoops SID ..... Brian Tom (briantom@uw.edu)  
 ..... 206-897-1742

### History

First Year of Basketball ..... 1896  
 All-Time Record (110th year) ..... 1647-1074 (.605)  
 NCAA Tournament Appearances ..... 16th  
 All-Time NCAA Tournament Record ..... 18-17  
 Best NCAA Finish ..... Third Place (1953)  
 Pac-12 Championships ..... 3 (1984, 1985, 2009)  
 Pac-12 Tournament Titles ..... 3 (2005, 2010, 2011)

### Roster Information

Letterwinners Return/Lost ..... 7 / 5  
 Starters Return / Lost ..... 2 / 3  
 Class Breakdown  
     Seniors ..... 3  
     Juniors ..... 2  
     Sophomores ..... 2  
     Redshirt Freshmen ..... 1  
     True Freshmen ..... 7

### Basketball Staff

Head Coach ..... Lorenzo Romar (Cincinnati '92)  
 Record at UW ..... 201-107 (10th year)  
 Overall Record ..... 294-195 (16th year)  
 Assistant Coaches ..... Raphael Chillioux (Lafayette '96)  
     ..... Paul Fortier (Washington '03)  
     ..... Jim Shaw (Western Oregon '85)  
 Basketball Operations ..... Lance LaVetter  
 Director of Video Operations ..... Trevor Wade  
 Head Athletic Trainer ..... Pat Jenkins  
 Strength and Conditioning ..... Matt Ludwig  
 Equipment Manager ..... Bart Fullmer  
 Basketball Administrative Asst. .... Jamee Ashburn  
 Recruiting Coordinator ..... Don Vanden Berge  
 Graduate Managers ..... Matt McKay, Greg Spurgetis  
 Undergrad Managers ..... Jimmy Bowen and Bobby Wigland  
     ..... Kegan Bone (head),  
     ..... Josh Chessin-Yudin, Jordan En Wezoh, Yong Kim  
     ..... Ashkon Namini, Nick Matranga and Joseph Chin

### Alaska Airlines Arena at Hec Edmundson Pavilion

Address ..... 3870 Montlake Blvd.  
 Capacity (Built) ..... 10,000 (1927)  
 Renovated ..... March 1999 - Nov. 2000

**Directions:** Located on the southeast section of the Washington campus and 40 minutes north of Sea-Tac Airport. From Interstate-5, take the Hwy. 520 exit toward Bellevue-Kirkland (east). Travel 1/4 mile and take the Montlake Boulevard exit. At the end of the off ramp, there is a stop light at Montlake Blvd. Turn LEFT. Travel across the Montlake Bridge. Husky Stadium will be visible on the RIGHT with Alaska Airlines Arena visible to the north of the stadium. To access E-10, E-11 or E-12 parking lots, turn RIGHT at the stoplight by the stadium marquee. To access Graves Hall, continue through the stoplight and turn RIGHT immediately after the pedestrian overpass bridge.

## 2011-12 UW MEN'S BASKETBALL - HUSKY NOTES

### SCOUTING OREGON STATE

Oregon State (10-2) has gotten off to its best start since 1989-90 when the Beavers last advanced to the NCAA Tournament. The Beavers are eighth nationally in scoring (83.4), sixth in assists (18.3) and fifth in steals (10.4) and have scored 90 or more points in four consecutive games for just the second time in school history. The Beavers are led by junior Jared Cunningham, who leads the conference in scoring (16.8 ppg) and steals (3.0 spg). Angus Brandt (.667) and Devon Collier (.657) are first and second in the Pac-12 in field goal percentage. Collier (1.7) is second and Eric Moreland (1.5) is third in the conference in blocked shots. Ahmad Starks is second in the Pac-12 in steals (2.1), third in three-point field goals made (28) and fourth in assist/turnover ratio (2.4).

### LAST TIME OUT Vs. OREGON STATE

AP - Jared Cunningham had 19 points and the Oregon State Beavers snapped a three-game losing streak with a 68-56 upset victory over No. 20 Washington. Scott Suggs had a career-high 18 points, including five 3-pointers for Washington which lost its second straight. The Beavers had lost six of seven going into what appeared to be a daunting start to the second half of conference play. But with a focus on rebounding - and the desire to salvage the rest of the Pac-10 season - Oregon State pulled off the upset. It was the Beavers' first win over a ranked team since 2006. Oregon State (9-12, 4-6) took a 58-52 lead on Omari Johnson's layup off an offensive rebound. After Isaiah Thomas made 2 of 3 free throws for the Huskies, Calvin Haynes made one for the Beavers. Haynes' layup and foul shot with 1:48 left extended it to 62-54 and put the Gill Coliseum crowd on its feet. The Beavers made free throws the rest of the way to put it away, snapping an eight-game winning streak for Washington in the series between the two teams. Thomas, Washington's top scorer, was held to nine points and six assists. Matt Bryan-Amaning had 12 points and 10 rebounds.

### UW'S LAST TIME OUT

Four Huskies scored in double figures led by a career-high 13 points from Desmond Simmons and Aziz N'Diaye returned to the Huskies' lineup as Washington beat CS-Northridge 74-51 on Dec. 22.

### WASHINGTON-OREGON HISTORY

Washington owns a commanding 185-104 series lead over the Ducks since the schools first played in 1904. The Huskies dominated the series over the first 19 seasons, losing just four of the first 27 meetings. More recently, Washington has won 13 of the last 19 games, including 2-1 during the 2011 season. The two schools split the regular season series last season, each winning on their home courts, before Washington beat Oregon 69-51 in the semifinals of the Pac-10 Tournament. The Huskies are 8-1 at home vs. Oregon during Romar's tenure. Romar is 13-7 overall vs. the Ducks. Dana Altman is 1-2 in his career against Washington.

### 2011-12 Washington Men's Basketball Roster

No.	Name	Pos.	Ht.	Wt.	Cl.	Exp.	Hometown (High School / Last School)
0	Abdul Gaddy	G	6-3	185	Jr.	2V	Tacoma, Wash. (Bellarmine Prep)
4	Hikeem Stewart	G	6-2	175	Fr.	HS	Seattle, Wash. (Rainier Beach)
5	Aziz N'Diaye	C	7-0	260	Jr.	1V	Senegal, Senegal (Lake Forest Academy/College of Southern Idaho)
10	Martin Breunig	F	6-8	210	Fr.	HS	Leverkusen, Germany (St. John's Northwest Military Academy)
12	Andrew Andrews	G	6-2	195	Fr.	HS	Portland, Ore. (Benson Tech)
14	Tony Wroten	G	6-5	205	Fr.	HS	Seattle, Wash. (Garfield)
15	Scott Suggs	G	6-6	195	Sr.	3V	Washington, Mo. (Washington)
20	Alex Wegner	F	6-7	195	Fr.	HS	Vashon Island, Wash. (Vashon Island)
23	C.J. Wilcox#	G	6-5	185	So.	1V	Pleasant Grove, Utah (Pleasant Grove)
30	Desmond Simmons#	F	6-7	220	Fr.	RS	Vallejo, Calif. (Salesian)
31	Terrence Ross	G	6-6	195	So.	1V	Portland, Ore. (Jefferson)
33	Jernard Jarreau	F	6-10	195	Fr.	HS	New Orleans, La. (McDonogh 35 Senior)
40	Shawn Kemp, Jr.	F	6-9	265	Fr.	HS	Canton, Ga. (Hargrave Military Academy (Va.))
42	Brendan Sherrer	F	6-8	255	Sr.	2V	Monroe, Wash. (Archbishop Murphy)
44	Darnell Gant#	F	6-8	230	Sr.	3V	Los Angeles, Calif. (Crenshaw)

#utilized redshirt season

### Pronunciation Guide

Martin Breunig ..... BROY-nig  
     ..... hometown LAY-vur-coo-sun, Germany  
 Abdul Gaddy ..... Gaddy like "Daddy"  
 Jernard Jarreau ..... JUH-nard JUH-row  
 Aziz N'Diaye ..... UH-zeese EN-jai  
 Brendan Sherrer ..... SHARE-err  
 Hikeem Stewart ..... HIGH-keem  
 Raphael Chillioux ..... RAH-fee-ell CHILL-e-us  
 Paul Fortier ..... FOUR-tee-ay

### DID YOU KNOW ... ???

Thursday's game will mark the 289th meeting between Washington and Oregon State, equaling the Washington-Oregon rivalry for the second longest in the Pac-12 Conference. Obviously, that streak will be topped on Saturday when Oregon-UW play. Oregon-Oregon State have faced each other 335 times to boast the longest continuous rivalry in the conference.





# 2011-12 WASHINGTON MEN'S BASKETBALL – HUSKY NOTES

## HUSKIES IN THE RANKINGS

**Realtime RPI:** Washington, 107th  
**Pomeroy Rankings:** Washington, 64th

### Associated Press Poll (Dec. 26)

1 Syracuse (54) 13-0	1,611
2 Ohio State (5) 12-1	1,507
3 Kentucky (4) 11-1	1,480
4 Louisville (2) 12-0	1,386
5 North Carolina 11-2	1,366
6 Baylor 12-0	1,299
<b>7 Duke 10-1</b>	<b>1,281</b>
8 Missouri 12-0	1,149
9 Connecticut 10-1	1,143
10 Florida 10-2	1,050
11 Wisconsin 11-2	898
12 Georgetown 10-1	851
13 Indiana 12-0	820
<b>14 Marquette 11-1</b>	<b>775</b>
15 Mississippi State 12-1	718
16 Michigan State 11-2	613
17 Kansas 8-3	548
18 Michigan 10-2	504
19 UNLV 13-2	473
20 Murray State 13-0	342
21 Creighton 10-1	254
22 Pittsburgh 11-2	238
23 Virginia 10-1	214
24 Harvard 10-1	121
25 San Diego State 11-2	119

**ITALICS**—Husky 2011-12 Opponent

### USA Today/ESPN Poll (Dec. 26)

1 Syracuse (30) 13-0	774
2 Ohio State (1) 12-1	719
3 Kentucky 11-1	702
4 Louisville 12-0	674
<b>5 Duke 10-1</b>	<b>639</b>
6 North Carolina 11-2	623
7 Baylor 12-0	587
8 Missouri 12-0	574
9 Connecticut 10-1	538
10 Florida 10-2	501
11 Wisconsin 11-2	434
12 Georgetown 10-1	400
<b>13 Marquette 11-1</b>	<b>359</b>
14 Mississippi State 12-1	347
15 Indiana 12-0	337
16 Michigan 10-2	290
17 Michigan State 11-2	270
18 Kansas 8-3	250
19 Creighton 10-1	193
20 UNLV 13-2	179
21 Murray State 13-0	169
22 Pittsburgh 11-2	159
23 Harvard 10-1	92
24 Virginia 10-1	48
25 Kansas State 10-1	45

**ITALICS**—Husky 2011-12 Opponent

## 2011-12 Pac-12 Standings (Dec. 26)

Team	Conference	Overall
Oregon State	0 0 .000	10 2 .826
Stanford	0 0 .000	10 2 .833
California	0 0 .000	10 3 .769
Oregon	0 0 .000	9 3 .750
Arizona	0 0 .000	9 4 .692
Washington State	0 0 .000	8 4 .667
Colorado	0 0 .000	7 4 .636
UCLA	0 0 .000	7 5 .583
<b>Washington</b>	<b>0 0 .000</b>	<b>6 5 .545</b>
USC	0 0 .000	5 8 .385
Arizona State	0 0 .000	4 8 .333
Utah	0 0 .000	3 9 .250

## HUSKY QUICK HITTERS...

- Three Huskies -- **Tony Wroten** (3rd, 16.0), **Terrence Ross** (6th, 15.1) and **C.J. Wilcox** (8th, 14.5) -- rank among the Pac-12's top-10 scorers.
- Last season UW started the Pac-10 schedule with a 7-1 record, their best start since 1986.
- UW's five non-conference losses were the most since UW started the 2001 season 6-6.
- UW hasn't lost at home to Oregon State since Lorenzo Romar's first season in 2003.
- UW had a school record 32 straight non-conference home game winning streak snapped by South Dakota State on Dec. 18. Their previous loss was 71-72, against Valparaiso on March 14, 2008 in the post-season CBI Tournament.
- **Tony Wroten** leads all Pac-12 freshmen in scoring and steals. He ranks 6th among all freshmen nationally in scoring.
- Wroten would set a new UW freshman scoring record if he maintained his scoring average over 34 games.
- **Lorenzo Romar** claimed his 200th win as UW's coach vs. UC Santa Barbara and is seven wins shy of 300 overall in his 16 year career.

## Among The Leaders (thru Dec. 26)

UW ranks 1st or 2nd in the Pac-12 in several categories:

Stat	UW Total	Pac-12 Rank	Nat'l Rank
Scoring	79.7	2nd	18th
3-PT FG Percentage	38.2%	T-2nd	48th
3-PT FG Makes	6.9	2nd	110th
Blocked Shots	5.1	2nd	39th
Rebounds	41.0	1st	13th
Off. Rebounds	14.4	1st	28th
Def. Rebounds	26.6	2nd	38th

- UW leads the Pac-12 in total rebounds and ranks 13th nationally and is second with 79.7 points per game to rank 18th nationally.
- Huskies that lead the Pac-12 in statistical categories are: **Aziz N'Diaye** - blocked shots per game (2.0 bpg) and **Abdul Gaddy** - assist/turnover ratio (3.2 - 57 asst/18 to).
- The Huskies have 866 wins inside Hec Edmundson Pavilion, more than any other program in their current arena.
- UW is 9-18 vs. Associated Press Top-10 ranked teams under Romar's direction.
- The Nov. 14 game vs. Portland was the 300th at UW for **Lorenzo Romar**. The Feb. 2 game vs. UCLA will be his 500th overall as a head coach.
- **Wilcox** earned the very first Pac-12 Conference Player of the Week honors after earning the award.
- UW began its 110th season with three victories to win the World Vision Classic. **C.J. Wilcox** earned MVP honors, while **Ross** and **Abdul Gaddy** each were named to the All-Tournament team.
- Washington lost three starters (**Matthew Bryan-Amanning**, **Justin Holiday** and **Isaiah Thomas**) from last season but returns six players that started at least four games and combined for 69 starts.

## ALASKA AIRLINES ARENA AT HEC EDMUNDSON PAVILION

### UW LEADS DIVISION I WITH MOST ALL-TIME WINS AT THEIR HOME ARENA

Washington has **866 wins inside of Hec Edmundson Pavilion**, the most by any Division I team at its current home arena. Minnesota has the next most at its arena -- Williams Arena -- more than 50 behind UW.

### FRIENDLY CONFINES OF HOME

Losing at Alaska Airlines Arena at Hec Edmundson Pavilion is rare under coach Lorenzo Romar's watch. The Huskies had won a school record 32 straight non-conference games at Alaska Airlines Arena, dating back to a 72-71 home loss on March 14, 2008 in the College Basketball Invitational to Valparaiso, before South Dakota State beat them on Dec. 18. **In 10 years with Romar at the helm, UW is 135-26 (.839) overall at home, 72-6 (.923) in non-Pac-12 games.** Last season Washington won by an average of +20.8 points at home and dating back to the 2010 season had won a team-record 14-straight games by 10 or more points before losing to WSU on Feb. 27, 2011.

### NAMING RIGHTS OF ALASKA AIRLINES ARENA

Alaska Airlines and the University of Washington announced a partnership in 2011 to rename UW's on-campus basketball arena "Alaska Airlines Arena at Hec Edmundson Pavilion." The arena sponsorship is part of a five-year agreement to support University of Washington Athletics approved by the university's Board of Regents. Alaska Airlines has committed \$525,000 annually in cash and trade for the arena naming rights in addition to the airline's \$175,000 ongoing athletics' sponsorship. Court signage, including the Alaska Airlines logo, were unveiled at the Arizona game and exterior signage was installed during the summer of 2011.



## NOTEWORTHY...

### WRITTEN AMONG NATION'S BEST FRESHMEN

**Tony Wroten** is making a huge mark in college basketball despite being just 11 games into his career. He currently ranks third in the conference with 16.0 points per game and leads all conference freshmen in scoring and steals (1.7 spg). His scoring average is also the sixth best among all college freshmen (thru Dec. 19 action) and tops among freshmen from traditional power conferences. Here's a look at the top scoring freshmen from around the nation:

#### Nation's Top Freshmen Scorers (Thru Monday)

Rk	Name, School	PPG	Overall Rank
1.	Kyle Vinales, Central Conn. St.	20.6	20th
2.	Juan'ya Green, Niagra	19.9	25th
3.	Justin Edwards, Maine	17.9	67th
4.	Stephan Hicks, CS-Northridge	17.6	77th
5.	Trey Freeman, Campbell	17.0	90th
6.	<b>Tony Wroten, Washington</b>	<b>16.4</b>	<b>117th</b>

### WRITTEN REACHING RECORD HEIGHTS

**Tony Wroten** tied a Husky freshman record with 27 points vs. UC Santa Barbara to tie a Husky freshman single-game scoring record. Four other Huskies -- **Isaiah Thomas** (2008), **Mark Sanford** (1995), UW assistant coach **Paul Fortier** (1983) and **Andra Griffin** (1978) -- tallied. Wroten scored 20+ in three games (vs. Duke, UC-Santa Barbara and South Dakota St.) and is the first Husky freshman since Spencer Hawes tallied 20+ in four straight games in 2008. At his current pace, Wroten could threaten the UW freshman record for points in a season. Isaiah Thomas scored 541 in 35 games as a freshman and averaged 15.5 ppg. Another record Wroten may assault is free throw attempts by a freshman. Thomas shot 202 for an average of 5.9 attempts per game. Wroten has shot 74 so far this season for 6.7 attempts per game. The all-time record regardless of class is 242 by Louie Nelson in 1973.

### GADDDY, WRITTEN COUSY AWARD NOMINEES

The Naismith Memorial Basketball Hall of Fame in Springfield, Massachusetts announced Dec. 19 the candidates for the 2012 Bob Cousy Collegiate Point Guard of the Year Award, and Huskies Abdul Gaddy and Tony Wroten were among the more than 60 candidates nominated. The annual honor, named for Hall of Famer and former Boston Celtic Bob Cousy, recognizes the top point guards in college basketball. This original list of candidates will be narrowed down to a final 20 by Jan. 1, final 10 by Feb. 1, and a final five by March 1. A premier Selection Committee will be appointed by the Hall of Fame to review the final five candidates in contention for the nation's top collegiate point guard award. The winner of the 2012 Bob Cousy Award will be presented at the Hall of Fame's Class Announcement on Championship Monday in New Orleans as part of NCAA Final Four weekend.

### MILESTONE SEASON FOR ROMAR

Lorenzo Romar joined Hec Edmundson and Marv Harshman as the only Husky head coaches to reach 200 wins on Dec. 16. It took Romar 306 games in

## SLOW, THEN GO!

Season	Non-Conference Losses	Finish
2002-03	Montana St., UNLV, Gonzaga	9th in Pac-10
2003-04	Gonzaga, Wyoming, Houston	2nd in Pac-10, NCAA 1st Rd
2004-05	at Gonzaga	Pac-10 Tourney Title NCAA Sweet 16
2005-06	None	NCAA Sweet 16
2006-07	at Gonzaga	7th in Pac-10
2007-08	Texas A&M, Syracuse, Oklahoma St., Pittsburgh	8th in Pac-10
2008-09	Kansas, Florida	Pac-10 Champs NCAA 2nd Round
2009-10	Texas Tech, Georgetown	Pac-10 Tourney Title NCAA Sweet 16
2010-11	Kentucky, Michigan St., Texas A&M	Pac-10 Tourney Title NCAA 3rd Round
2011-12	St. Louis, Nevada, Marquette, Duke, South Dakota St.	??

his 10-year career at Washington to reach win No. 200. He is the second fastest Husky coach to reach the milestone. Edmundson won No. 200 in his 258th career game during the first game of his 13th season. Harshman reached 200 in the last game of his 12th season, his 329th overall game. Romar has several big milestones upcoming: he needs six wins to earn his 300th victory as a college coach and the Feb. 2 contest at home vs. UCLA will be the 500th game of Romar's 16-year coaching career.

### Washington's All-Time Winningest Coaches Records

Rk	Name	Years	W	L	PCT
1.	Clarence "Hec" Edmundson	1921-47	488	195	.714
2.	Marv Harshman	1972-85	246	146	.628
3.	<b>Lorenzo Romar</b>	<b>2003-present</b>	<b>201</b>	<b>107</b>	<b>.653</b>

### HUSKIES HARD TO BEAT AT HOME

Over the last several years, the Huskies have proven to be nearly impossible to beat at home. UW had won a school record 32-straight non-conference games in the friendly confines of Alaska Airlines Arena at Hec Edmundson Pavilion before falling to South Dakota State on Dec. 18. The Dawgs last lost at home against a non-Pac-12 opponent on March 14, 2008 vs. Valparaiso. Since a Dec. 3, 2004 loss at home vs. Gonzaga, UW is 60-3 vs. out-of-conference opponents at home (the other loss came vs. No. 12 Pittsburgh on Dec. 8, 2007).

### HEALTH REPORT

The Huskies got some good news when **Aziz N'Diaye** returned to the lineup vs. CS-Northridge after missing two games with a knee injury. N'Diaye injured his knee during the Duke game on Dec. 10 when he landed awkwardly early in the second half. He is not alone in catching the injury bug. On Dec. 9, it was announced that **Scott Suggs** would redshirt the season. Suggs missed the first 7 games while recovering from right foot surgery and decided to sit out the remainder of the season so he could play a full senior season. Suggs has returned to practice and is reporting no residual pain from the surgery.

### STUCK IN NEUTRAL?

After the NYC trip, UW is 5-9 in regular season neutral site games (1-9 in the last 10) during **Lorenzo Romar's**

## FOLLOWING UW HOOPS

### Internet

[www.GoHuskies.com](http://www.GoHuskies.com)

### On Facebook

<http://www.facebook.com/UWMensBasketball>

### On Twitter

[http://twitter.com/UW\\_MBB](http://twitter.com/UW_MBB)

### On YouTube

<http://www.youtube.com/uwathletics>

### Radio

Washington IMG College Network

**Broadcasters:** Bob Rondeau and Jason Hamilton

Seattle (Flagship)	WA	KJR 950 AM 102.9 FM
Anacortes	WA	KWLE 1340 AM
Bellingham	WA	KPUG 1170 AM
Centralia	WA	KELA 1470 AM
Everett	WA	KKRO 1380 AM
Longview/Kelso	WA	KLOG 1490 AM
Mount Vernon	WA	KBRC 1430 AM
Port Angeles	WA	KONP 1450 AM
Shelton	WA	KMAS 1030 AM
Tacoma	WA	KHHO 850 AM
Vancouver/Portland	WA/OR	KKOV 1550 AM
Walla Walla	WA	KUJ 1420 AM
Wenatchee	WA	KPQ 560 AM
Yakima	WA	KUTI 1460 AM
Juneau	AK	KJNO 630 AM

### Lorenzo Romar Weekly Press Conference

Washington head coach Lorenzo Romar meets with the media in Alaska Airlines Arena Room 145 (located on ground level in the northeast corner) every Tuesday at 1:45 p.m. The press conference will be available live via teleconference (contact Brian Tom for more info) and streamed on GoHuskies.com shortly after it has concluded.

### Lorenzo Romar Coaches Show

Starting Wednesday, Dec. 14, KJR Radio (950 AM and 102.9 FM) will start hosting the weekly Husky Basketball Coaches' Show at **Anthony's on Shilshole Bay**. Coach Romar will join Bob Rondeau and Mike Gastineau from 6-7 p.m., followed by UW Women's Basketball Coach Kevin McGuff from 7-7:30. Here's a list of shows by month:

**Dec.:** 27

**Jan.:** 2, 9, 17 (moved to Tue. due to MLK), 23, 30

**Feb.:** 6, 13, 20, 27

**March:** 5 and 12

### Husky All-Access

ROOT SPORTS will again air the popular magazine show tentatively on Wednesday nights at 6:30 p.m. during the season. The show will also be replayed several times each week on FSN's ROOT SPORTS, a part of the DIRECTV Sports Networks that comprises three regional sports networks that reach more than 8.5 million viewers across 17 states.



# 2011-12 WASHINGTON MEN'S BASKETBALL - HUSKY NOTES

10-year tenure at the school. But, when it counts during the post-season, the Huskies are stellar on neutral site courts. The Huskies are 13-5 under Romar at the Pac-10 Tournament and have won three conference championships. UW is 8-6 on neutral sites for the NCAA tournament and have made three Sweet 16 appearances.

## CLEANING UP THE GLASS

Through Monday's action, the Huskies ranked 13th nationally averaging 41.0 rebounds per game. They grab 2.9 more rebounds per game than the next closest Pac-12 team - Stanford. They lead the Pac-12 in offensive rebounds per game (14.4) and are second in defensive rebounds (26.6). On the flip side, UW is giving up 35.5 rebounds per game to their opponents, which ranks last among Pac-12 teams.

## DAWGS TAKE OVER BROADWAY

In conjunction with the Huskies' trip to New York City to participate in the Jimmy V Classic and CARQUEST Auto Parts Classic, the 15 members of the team are taking an independent study drama class. Players attended seminars on the history of Broadway, the study and reading of plays plus the basics of acting, directing and producing in theater. In New York, the team attended Memphis on and the Lion King. They also visited the set of CBS's *Person of Interest*, starring former Mount Vernon, Wash. native Jim Caviezel. Caviezel met with the players and the team was allowed to watch filming of the show. UW drama professor Sarah Nash Gates taught the 2-credit independent study course and accompanied the Huskies in New York and onto Broadway to give expert eyes to what the players are seeing.

## UW MADE ITS THIRD TRIP TO MSG

UW has played in NYC's famed Madison Square Garden five times now (1-4 record). Prior to this season, the Huskies played in November of 2007 as part of the pre-season NIT. The team lost a pair of games; a 77-63 decision to 16th-ranked Texas A&M and 91-85 to No. 21 Syracuse. UW's only previous game at The World's Most Famous Arena resulted in a 72-38 rout of host New York University on Dec. 30, 1941.

## DAWGS GO THE DISTANCE

Washington played in a coast-to-coast tour spanned from Dec. 1-10 and saw them travel 5,946 miles. The Huskies hopped on a plane Dec. 1 to make the 572 mile flight to Reno. The morning after the game, the team caught a 7:00 a.m. flight back to Seattle and headed right back to the Sea-Tac airport for the 2,401 mile flight to Newark, N.J. The Huskies spent 6 days in New York City and played Marquette as part of the Jimmy V Classic and Duke as part of the CARQUEST Auto Parts Classic. Washington headed home immediately after the Duke game.

## TRIBUTE TO ANDREW MORITZ

The Huskies played in the Jimmy V Classic to honor the former coach that displayed a fighting spirit against cancer that serves as an inspiration. Former Husky Basketball walk on **Andrew Moritz** embodied that same fighting attitude through his own brave battle with cancer. On Nov. 26, Moritz succumbed to his three-year fight with a rare sarcoma -- desmoplastic round cell tumor. Moritz, 33, was a walk-on player from

### MISCELLANEOUS GAME STATISTICS

#### WASHINGTON TEAM:

**High halftime points:**  
44, vs. UC Santa Barbara (Dec. 16)

**Low halftime points:**  
25, at Saint Louis (Nov. 20)

**Biggest halftime lead:**  
20, vs. Portland (Nov. 14)

**High second half points:**  
54, vs. Duke (Dec. 10)

**Low second half points:**  
36 vs. Cal State Northridge (Dec. 22)

#### WASHINGTON INDIVIDUAL

**High halftime points:**  
13, Ross vs. Port. (11/14) & Wroten vs. Santa Barb. (12/16)

**High second half points:**  
15, C.J. Wilcox vs. Duke (Dec. 10)

**High rebounds:**  
1st half: 7, Terrence Ross vs. Cal State Northridge (Dec. 22)  
2nd half: 10, Aziz N'Diaye vs. Marquette (Dec. 6)

**High assists:**  
1st half: 5, Abdul Gaddy, vs. Cal State Northridge (Dec. 22)  
2nd half: 5, Tony Wroten vs. Portland (Nov. 14)

#### OPPONENT TEAM:

**High halftime points:**  
51, South Dakota State (Dec. 18)

**Low halftime points:**  
19, Cal State Northridge (Dec. 22)

**Biggest halftime lead:**  
25, Saint Louis (Nov. 20)

**High second half points:**  
47, Florida Atlantic (Nov. 13)

**Low second half points:**  
27, Saint Louis (Nov. 20)

#### OPPONENT INDIVIDUAL

**High halftime points:**  
16, Nate Wolters, South Dakota State (Dec. 18)

**High second half points:**  
22, Deonte Burton, Nevada (Dec. 2)

**High halftime rebounds:**  
6, Mason Plumlee & Ryan Kelly, Duke (Dec. 10)

**High halftime assists:**  
5, James Fields, Georgia State (Nov. 12)

### 2011-12 HOW MANY TIMES A HUSKY HAS...

#### Scored 30+ Points (high)

None

#### Scored 20+ Points (high)

Tony Wroten (27) 3  
C.J. Wilcox (22) 2  
Terrence Ross (24) 1

#### Grabbed 10+ Rebounds (high)

Aziz N'Diaye (13) 3  
Terrence Ross (13) 2  
Desmond Simmons (11) 1  
Darnell Gant (10) 1

#### Recorded A Double-Double

Terrence Ross 2  
Aziz N'Diaye 1  
Darnell Gant 1

#### Had 5+ Assists (high)

Abdul Gaddy (8) 8  
Tony Wroten (6) 3  
Terrence Ross (5) 1

#### Had 5+ Steals (high)

Tony Wroten (6) 1

#### Blocked 3+ Shots (high)

Aziz N'Diaye (5) 2  
Terrence Ross (4) 1  
C.J. Wilcox (4) 1  
Shawn Kemp (3) 1

#### UW RECORD WHEN...

leading at halftime.....5-1  
tied at halftime.....0-0  
trailing at halftime .....1-4  
  
shooting better than opponent .....4-3  
shooting worse than opponent .....2-2  
shooting 50% or better .....2-0  
shooting less than 50% .....4-5  
opponent shoots 50% or better .....0-2  
opponent shoots less than 50% .....6-3  
  
shooting more free throws than opponent .....4-0  
opponent shoots more free throws.....2-4  
shoots equal free throws .....0-1  
UW hits 70% of free throws.....0-2  
UW hits less than 70% of FTs.....6-3  
  
outbounding opponent.....4-4  
outbounded by opponent .....2-1  
rebounding is equal.....0-0  
  
commit fewer turnovers than opponent .....6-0  
commit more turnovers than opponent .....0-4  
commit equal amounts of turnovers .....0-1  
  
bench outscores their opponent .....2-2  
opponents bench outscores UW's .....4-3  
bench scoring is equal .....0-0

#### UW RECORD BY STARTING LINEUP..

N'Diaye, Gant, Ross, Wilcox, Gaddy.....4-4  
Gant, Ross, Wilcox, Gaddy, Wroten .....2-1



# 2011-12 WASHINGTON MEN'S BASKETBALL - HUSKY NOTES

1996-99 who played on two NCAA tournament teams. He was diagnosed in 2008 with his disease and only given a few months to live. He spent the past three years fighting cancer with the same spirit he showed on the basketball court. Despite scoring just 17 points in 78 minutes over 34 games in a 4-year span, Moritz was a popular teammate and leader of his squads. UW honored his memory with a patch displaying his initials during the Marquette game.

## UW BENCH: NO EXPERIENCE REQUIRED

The Huskies' starting five and bench players are stark contrasts in experience. Entering this season, UW's projected starters (N'Diaye, Gant, Gaddy, Ross and Wilcox) had a combined 256 college games under their belts. With Scott Suggs (84 career games) out due to injury, the other nine guys had combined to play 23 games -- all by walkon Brendan Sherrer who has only played in games that the Huskies have won by 17 or more points. The Huskies have eight players on their roster that entered this year having never played in a college game during their careers, unless you count Desmond Simmons appearing in last year's exhibition game vs. St. Martin's before deciding to redshirt the season. Besides Simmons, Washington's new faces include seven true freshmen: Andrew Andrews, Martin Breunig, Jernard Jarreau, Shawn Kemp Jr., Hikeem Stewart, Tony Wroten and walk-on Alex Wegner. Andrews and Jarreau will redshirt this season.

## WELCOME BACK GADDY

The game vs. Georgia State was **Abdul Gaddy's** first game since playing at UCLA on Dec. 31, 2010. Gaddy scored 7 points, grabbed a career-high 7 rebounds and dished 6 assists. His play caused Georgia State's coach Ron Hunter to state: "...The key to their basketball team, is that point guard. (He) controls everything. When he plays well, they're going to be hard to beat. That kid's really good. You can see the glitter with the other guys, but that point guard ... he's special." Gaddy is returning from a season-ending anterior cruciate ligament (ACL) tear in his left knee suffered during practice on Jan. 4, 2011. Gaddy was cleared to return to action on Sept. 7, 2011 and has hardly missed a beat. He does not play with a brace and has competed

fully since practice started in October. Gaddy was leading the Pac-10 in assist to turnover ratio at 3.1 (49 assists/16 turnovers) when he went down last season. His 3.8 assists per game was the seventh best average in the Pac-10 Conference and he also ranked ninth in three-point shooting percentage (40.6%).

## TRIPLE VISION

Washington was a sparkling 27-of-56 (.482) from 3-point range during the World Vision Classic. They were just a tad better from 2-point range, going 65-of-134 (.485). They are 2nd in the Pac-12 with 7.3 makes per game, a year removed from ranking first in the Pac-10 and 12th nationally with 8.7 makes per game.

## SENIOR STATEMENT

**Darnell Gant** has a chance to become the first Huskies to EVER make four NCAA Tournaments. Gant has already had a championship-laden career earning the 2009 Pac-10 regular season championship, plus the 2010 and 2011 Pac-10 Tournament Championships. The Dawgs are 76-30 over his first three seasons.

## SONS OF SONICS

**Shawn Kemp Jr.** is not the first Husky player to come from NBA lineage -- specifically sons of Seattle Sonics. Through the year, four other Huskies had dads that spent portions of their NBA careers playing for the Sonics. Here is a look at the list:

Son (Years a Husky)	Dad (Yrs a Sonics)
Shawn Kemp, Jr. (2012-)	Shawn (1989-97)
Marlon Shelton (1999-2003)	Lonnie (1978-82)
Bryan Brown (1998-2001)	Fred (1971-84)
Mike Westphal (1999-2000)	Paul (1980-81)
Donald Watts (1996-99)	Slick (1974-78)

## BLOCK PARTY

Junior **Aziz N'Diaye's** 5 blocked shots vs. Georgia State marked the 23rd time that a Husky has swatted that many shots in a game. It equaled his career high set last season vs. Kentucky. UW has 20 as a team, a year after the Huskies set a new team record with 179 blocks.

Team	Pts.
1. UCLA (14)	421
2. California (13)	405
3. Arizona (11)	404
<b>4. Washington</b>	<b>355</b>
5. Oregon	282
6. Stanford	255
7. USC	194
8. Oregon State	188
9. Arizona State	148
10. Colorado	119
Washington State	119
12. Utah	74

Opponent	Under Romar	Overall	Streak
vs. Arizona	11-10	26-44	Won 1
vs. Arizona State	15-5	36-36	Won 3
vs. California	10-10	77-77	Won 3
vs. Colorado	0-0	7-6	Won 1
vs. Oregon	13-7	184-104	Won 1
vs. Oregon State	14-5	152-136	Lost 1
vs. Stanford	13-9	66-70	Won 1
vs. UCLA	10-9	39-91	Won 3
vs. USC	11-7	66-68	Lost 1
vs. Utah	2-0	6-5	Won 2
vs. Washington State	10-10	172-100	Won 1

## UW HAS LONGEST-LASTING PAC-12 MEMBERSHIP

A founding member of the Pacific Coast Conference in 1915, Washington enjoys a long-lasting association with the nation's most successful intercollegiate athletic league. The PCC competed until 1958. In 1959, the Athletic Association of Western Universities was formed and, in 1968, became the Pacific-8 Conference. In 1978 two more schools were added and the current Pacific-10 Conference became reality. And, in 2011, Utah and Colorado joined the conference to form the Pac-12. Below is a historical list of Pac-12 membership:

Arizona State	1978-present
Arizona	1978-present
California	1915-present
Colorado	2011-present
Idaho	1922-1958
Montana	1924-1950
Oregon	1915-58, 64-present
Oregon State	1915-58, 64-present
Stanford	1918-present
UCLA	1928-present
USC	1922-present
Utah	2011-present
Washington	1915-present
Washington State	1917-58, 62-present

## UW: A GREAT PLACE TO STUDY, A GREAT PLACE TO LIVE

The people of Seattle and students at the University of Washington know what a special place the Pacific Northwest can be and that the Huskies' campus is world-class caliber. Seattle is reknown as a great place to call home and the college is acclaimed as one of the nation's top public institutions. Here is where the city and university rank in several polls:

- #1 City for Men - *Men's Health*, 2010; Economy in the Nation - *Policom.com*, 2010
- #3 Best City for Summer Travel - *Yahoo.com*, 2010; Coolest Cities (#1 Pac-10) - *Forbes*, 2010; Alumni Serving in the Peace Corps - *Peace Corps*, 2010
- #4 Public University in US (#24 in World) - *Times of London*, 2010; Best Place to Live in the US - *CNN*, 2010; Fittest City (#1 West Coast) - *Forbes*, 2010; Safest Major City in US - *Forbes*, 2010; Most Walkable City in the US - *Walkscore*, 2010; Highest Well-Being of Large US Cities - *Well-Beingindex.com*, 2010; Cool School (#1 Pac-10) - *US Sierra*, 2010
- #5 College Destinations - *American Institute for Economic Research*, 2010; City for College Students (#1 in Pac-10) - *BizJournals*, 2010; Most Innovative Cities - *Forbes*, 2010; Most Socially Networked Cities - *Men's Health*, 2010; Best States for Small Businesses - *The Sun Break*, 2010
- #7 Most Photographed City - *Life.com*, 2010; Most Relaxed Cities - *Forbes*, 2010
- #9 Smartest Cities in the US - *Census Bureau*, 2010
- #10 College Campus - *MSNBC*, 2010; Restaurants City - *Esquire*, 2010; Most Academic Value - *Kiplinger*, 2010
- #13 Happiest State - *Live Science*, 2010
- Top 10 Skyline in the World - *Forbes*, 2010
- Top 15 Greenest College in America - *Princeton Review*, 2010



## 2011-12 WASHINGTON MEN'S BASKETBALL – HUSKY NOTES

### WORTH WAITING FOR

Of the 13 scholarship players on the Huskies' roster, only one -- Martin Breunig -- has not missed significant time of their competitive basketball careers due to an injury, utilizing a redshirt season, or with eligibility issues. Here is a brief rundown of the Huskies that have missed time:

Name (Time/season missed)	Reason
Andrew Andrews (2012)	Redshirt
Abdul Gaddy (Jan-Sept., 2011)	Torn ACL
Darnell Gant (2008)	Redshirt
Jernard Jarreau (2012)	Redshirt
Shawn Kemp Jr. (2010 & 2011)	focused on academics
Aziz N'Diaye (2010)	Redshirt at JC (ACL tear)
Terrence Ross (2010)	Missed senior year in HS due to transfer issues
Desmond Simmons (2011)	Redshirt
Hikeem Stewart (2011)	Played only 5 games as a senior (patella tendon)
Scott Suggs (2011-12)	Redshirt (broken foot)
C.J. Wilcox (2010)	Redshirt
Tony Wroten (2010)	Missed entire junior year (ACL tear)

### HUSKIES IN THE NBA DURING THE ROMAR ERA

Name (Draft slot)	Teams
Jon Brockman (2nd Rd, 38th pick)	Sacramento, <b>Milwaukee</b>
Will Conroy (undrafted)	Houston, LA Clippers
Spencer Hawes (1st Rd, 10th pick)	Sacramento, <b>Philadelphia</b>
Bobby Jones (2nd Rd, 47th pick)	Philadelphia, Memphis, Houston, Miami, San Antonio, Denver
Quincy Pondexter (1st Rd, 26th pick)	New Orleans, <b>Memphis</b>
Nate Robinson (1st Rd, 21st pick)	New York, Boston, Oklahoma City
Brandon Roy (1st Rd, 6th pick)	Portland
Isaiah Thomas (2nd Rd, 60th pick)	<b>Sacramento</b>
*Martell Webster (1st Rd, 6th pick)	Portland, <b>Minnesota</b>

**BOLD** = Current Team; \* = signed with Huskies, never played for UW

### SEEING RED (SHIRTS)

Scott Suggs, Jernard Jarreau and Andrew Andrew will all redshirt this season. Suggs joined the freshmen on the bench after announcing his decision on Dec. 9. Jarreau, a 6-foot-10 freshman, announced his decision on Nov. 12 after not playing in the first game vs. Georgia State. Andrews came to Washington this summer fully intent on redshirting his first season.

### INTRODUCING THE YOUNG PUPS

Of Washington's 15-man roster, eight players will be seeing their first college action. Seven are true freshmen and one is a red-shirt freshman. The Huskies have never have as many freshmen on their varsity squad to start a season. The collection of newcomers is headlined by 6-foot-5 **Tony Wroten**, who was one of the top point guard recruits last year. The most familiar name of the group is 6-foot-9 **Shawn Kemp, Jr.** who is the son of the former Sonics' legend. Guard **Hikeem Stewart** is also a familiar name as his brothers -- twins, Rodrick (USC/Kansas) and Lodrick (USC) -- played collegiately. Forward **Martin Breunig** and **Jernard Jarreau** give UW three newcomers that stand taller than 6-foot-8. Forward **Desmond Simmons** redshirted last season and is chomping at to be unleashed. **Alex Wegner** is a capable walk-on that played in four state tournaments while at Vashon Island HS, and **Andrew Andrews** is a touted point guard from Oregon. Andrews and Jarreau will redshirt this season.

### UW vs. TOP-10 TEAMS

The Huskies faced No. 7 Duke on Dec. 10, the first time this year they have faced a top-10 ranked team. Last year, UW play three teams that were ranked in the top-10 at the time -- all losses. **The Huskies are 33-121 all-time against teams ranked in the top-10** -- including 2-19 on a neutral court -- and 9-18 in Romar's 10 years. The Huskies last win over a top-10 team was in 2010's second round of the NCAA Tournament when they soundly beat No. 8 New Mexico.

### Vs. RANKED FOES

The Huskies are 0-2 against teams ranked in the AP top-25 during the season, losing to Duke and Marquette. Their last win came over No. 16 Arizona in the championship of the 2011 Pac-10 tournament. Overall, the UW is 28-59 against AP ranked opponents since Jan. 1, 2000. UW has won its last four against ranked foes in the confines of Alaska Airlines Arena and are 16-5 over the last 21 contests against ranked foes at home. Overall, Washington is 19-14 all-time at home during the decade. UW had lost its previous 8 decisions against ranked non-conference opponents before ending a three-year drought by beating Texas A&M on Dec. 22.

### EXCELLENCE IN ACADEMICS

According to a 2010 finding, under the direction of Lorenzo Romar, UW is graduating its players. **Through 2010, of the 23 players recruited by Romar that did not transfer to another school, 19 of them have graduated.** US News and World Report originally ranked all schools participating in the NCAA Men's Basketball Tournament and the UW is the highest academically ranked public university (42nd) still standing. Here are some more facts about UW:

- It is one of the nation's top 50 universities and the premiere academic institution of the Northwest.
- Academic Ranking of World Universities ranked the university 16th best in the world.
- U.S. News and World Report ranks 20 of the university's graduate programs in the top 20.
- The university leads the nation in federal research funding, a position it has held since 1974. (\$1.15 billion in 2009)
- Kiplinger ranks the university seventh best in Best Public Colleges for Your Money.

### 20 WINS

In 2011 the Huskies won 20 games for the fifth time under **Lorenzo Romar** and for the 26th time overall in team history. The only other Husky coach with more 20-win seasons is **Hec Edmundson**, who accomplished the feat 11 times from 1928-1945. Washington won 76 games during a three seasons span from 2009-11 (26 in 2009, 26 in 2010, 24 in 2011), the second most in a 3-year stretch trailing only 77 from 1951-53 under Tippy Dye.

## PAC-12 NOTES

### PAC-12 UNDERWAY

Colorado and Utah joined the Pac-10 to form the Pac-12. It marks the first additions to the conference since Arizona and Arizona State joined the conference in 1978-79. As in previous years, the conference schedule is comprised of 18 games for each institution and will maintain the travel partner in a non-divisional format. The annual schedule will include games against an institution's traditional rival both home and away. In addition, each institution will play six other opponents both home and away (for two consecutive years), and four opponents on a single game basis - two at home and two away. The single-play opponents will rotate every two years. This year Washington misses Cal and Stanford in the Bay Area and will not host Utah and Colorado.

### UW PICKED FOURTH IN PAC-12 POLL

The Huskies were picked to finish fourth in the Pac-12 by a poll of media that cover the conference. Washington garnered 355 points. UCLA was selected as the first-ever winner of the league by a very close margin. The Bruins received 14 first-place votes and tallied 421 total points. Cal was close behind with 405 points and 13 first-place nods. Arizona made it a three-team race by picking up 404 points and 11 first-place votes.

### LAST YEAR UW/PAC-10 NOTES

- UW finished third in the Pac-10 for the second-consecutive season. The Huskies have finished third or better six times in Romar's nine seasons.
- UW swept UCLA for just the third time ever (2006 and 1987)
- UW started 7-1 in the Pac-10 for the first time since 1986.
- The Huskies started 4-0 in Pac-10 play for the first time since 1984 when they jumped out of the gate 6-0.
- UW had its longest Pac-10 win streak since the conference formed in 1978 with 11-straight games dating back to the 2010 season, including three Pac-10 Tournament games.





### 30-Point Scorer

by UW 30, Matthew Bryan-Amaning, vs. Arizona State, 1/22/11  
 by Opp. 34, Nate Wolters, South Dakota State, 12/18/11

### 40-Point Scorer

by UW 40, Christian Welp vs. UCLA, 12/21/86  
 by Opp. 43, Klay Thompson, Washington State, 3/10/11

### Two 20-Point Scorers

by UW Tony Wroten (23) and C.J. Wilcox, vs. Duke, 12/10/11  
 by Opp. Tyler Zeller (23) and Harrison Barnes (22), North Carolina, 3/20/11

### Three 20-Point Scorers

by UW I. Thomas (27), J. Holiday (23) and M. Bryan-Amaning (22) at California, 1/16/11

### Four 20-Point Scorers

by UW Isaiah Thomas (24), Jon Brockman (21), Justin Dentmon (21), Quincy Pondexter (20), vs. Oregon, 2/14/09

### Five Double-Figure Scorers

by UW (six) Terrence Ross (24), C.J. Wilcox (17), Abdul Gaddy (15), Aziz N'Diaye (11), Tony Wroten (11) and Darnell Gant (10), vs. Portland, 11/14/11  
 by Opp. Nate Wolters (34), Griffan Callahan (16), Chad White (12), Jordan Dykstra (11), Tony Fiegen (10), South Dakota State, 12/18/11

### Two players surpass 10 rebounds each

by UW Desmond Simmons (11) & Darnell Gant (10), vs. South Dakota State, 12/18/11  
 by Opp. Alex Stepheson (14) & Nikola Vucevic (10), USC, 3/5/11

### Double-Double, (Points-Rebounds)

by UW Darnell Gant (15 pts/10 rebs), vs. South Dakota State, 12/18/11  
 by Opp. Orlando Johnson (24 pts/10 rebs), UC Santa Barbara, 12/16/11

### Double-Double, (Points-Assists)

by UW Isaiah Thomas (10 pts/12 assists), vs. Oregon, 3/11/11  
 by Opp. Kendall Marshall (13 pts/14 assts), North Carolina, 3/20/11

### Triple-Double, Individual (Points / Rebounds/Assists)

by UW None  
 by Opp. Luke Jackson (14/11/10), Oregon 2/17/01

### 20 rebounds, Individual

by UW 21, Todd MacCulloch, vs. UCLA, 1/31/99  
 by Opp. 20, Mark Madsen, Stanford, 2/26/00

### 10 assists, Individual

by UW 12, Isaiah Thomas, vs. Oregon, 3/11/11  
 by Opp. 14, Kendall Marshall, North Carolina, 3/20/11

### Five steals, Individual

by UW 6, Tony Wroten vs. Houston Baptist, 11/25/11  
 by Opp. 6, Malcolm Armistead, Oregon, 3/11/11

### Five 3-pointers, Individual

by UW 5, C.J. Wilcox, vs. Houston Baptist, 11/25/11  
 by Opp. 7, Rashaad Richardson, Georgia State, 11/12/11

### Five blocked shots, Individual

by UW 5, Aziz N'Diaye, vs. Georgia State, 11/12/11  
 by Opp. 5, Jarvis Varnado, Mississippi State, 3/19/09

### Scored over 100 points, Team

by UW 109, vs. California 2/10/11  
 by Opp. 106, at Arizona, 1/29/09

### Scored under 50 points, Team

by UW 47, at Washington State, 1/20/07  
 by Opp. 48, Washington State, 1/3/09

### Scored under 40 points, Team

by UW 39, vs. California, 1/15/79  
 by Opp. 37, Lehigh, 12/23/05

### Shot .600 or better from field, Team

by UW .612, vs. Long Beach State, 11/30/10  
 by Opp. .653, Arizona, 1/4/07

### Under .300 shooting from field, Team

by UW .292, vs. Kansas, 11/24/08  
 by Opp. .283, Nevada, 12/22/10

### Made 45 field goals, Team

by UW 48, vs. Chico State, 12/1/92  
 by Opp. 46, Arizona, 2/5/98

### Made 35 free throws, Team

by UW 46, vs. Seattle U, 1/26/10  
 by Opp. 41, at Arizona, 1/29/09

### Made 10 3-pointers, Team

by UW 10, vs. Houston Baptist, 11/25/11  
 by Opp. 10, South Dakota State, 12/18/11

### Had 50 rebounds, Team

by UW 51, vs. Houston Baptist, 11/25/11  
 by Opp. 52, Wyoming, 12/6/03

### Had 25 assists, Team

by UW 30, vs. California 2/10/11  
 by Opp. 29, UCLA, 12/31/06

### Had 15 steals, Team

by UW 16, vs. Seattle University, 1/26/10  
 by Opp. 17, USC, 1/8/04

### Had 10 blocked shots, Team

by UW 11, at Arizona 2/19/11  
 by Opp. 10, Kansas, 11/24/08

### Committed 30 turnovers, Team

by UW 34, vs. USC, 3/8/97  
 by Opp. 36, Morgan State, 11/13/05

### Over .900 shooting from free throw line, Team (Min. 10 atts)

by UW 1.000 (16-16), vs. Texas A&M, 12/11/10  
 by Opp. .922 (12-13), vs. UCLA, 3/3/11

### Under .500 shooting from free throw line, Team

by UW .455 (5-11), at Oregon, 2/5/11  
 by Opp. .342 (9-15), vs. Portland, 11/14/11

### 20-Point victory

by UW 23, vs. Cal State Northridge (74-51), 12/22/11  
 by Opp. 26, USC (87-61), 1/23/10

### 30-Point victory

by UW 30, vs. Portland (93-63), 11/14/11  
 by Opp. 30, Arizona (84-54), 2/3/07

### 40-Point victory

by UW 43, vs. Virginia, 11/22/10  
 by Opp. 45, at Stanford (105-60), 1/19/02

### 50-Point victory

by UW 54, McNeese State, 11/13/10  
 by Opp. 55, at Arizona (61-116), 12/20/88

### Won Seven Straight Pac-10 Games

by UW (only league play) Eight Games - 2/9/06 – 3/4/06  
 by UW 11 Games - 2/20/10 – 1/13/11 (3 Pac-10 Tourney Games incl.)

### Won Four Straight Conference Road Games

by UW (six) 2/13/10 – 1/13/11, at Stanford, at WSU, at Oregon, at OSU, at USC, at UCLA

### Ranked in the Associated Press poll

by UW 3/14/11, #23 (Coach Lorenzo Romar)

### Defeated a Ranked Opponent (Associated Press Poll)

by UW 3/12/11, Washington 77, #16 Arizona 75 (ot)

### Defeated a Top-10 Ranked Opponent (AP Poll)

by UW 3/20/10, Washington 82, #8 New Mexico 64

### Played a No. 1 Ranked Opponent (AP Poll)

by UW 12/31/06, #1 UCLA 96, #14 UW 74 in Los Angeles

### Played a Defending National Champion

by UW 11/24/08, Kansas 73, UW 54 in Kansas City, Mo.

### Played in the NCAA Tournament

by UW 2011, Advanced to Round of 32

### Played in the NIT Postseason Tournament


by UW 1997, Lost at Nebraska, 63-67, in first round

### Registered a Winning Season

by UW 2011, (24-11) (Coach Lorenzo Romar)



# 2011-12 WASHINGTON MEN'S BASKETBALL – UPDATED BIOS & CAREER STATS



## 10 MARTIN BREUNIG

6-8 • 210 • Fr.-HS  
Leverkusen, Germany /  
St. John's Northwest Military Academy

	2011-12 Season Highs	Career High
Points	5 vs. Florida Atlantic, 11/13	Same
Field Goals	2, 2x (last vs. Houston Bapt, 11/25)	Same
FG Attempts	4 vs. Houston Baptist, 11/25	Same
3pt Field Goals	none	none
3pt FG Attempts	1, 2x (last vs. Houston Bapt, 11/25)	Same
Free Throws	2 vs. CS-Northridge, 12/22	Same
Free Throw Att.	2, 2x (last vs. CS-Northridge, 12/22)	Same
Rebounds	5 vs. Houston Baptist, 11/25	Same
Assists	1, 2x (last vs. Santa Barbara, 12/16)	Same
Blocks	2 vs. CS-Northridge, 12/22	Same
Steals	1 vs. Houston Baptist, 11/25	Same
Minutes	14 at St. Louis, 11/20	Same

**BIO UPDATE:** Has played in every game, but has seen his minutes decrease to under 10 minutes per game after playing 10 or more in four of his first five games ... athletic and versatile wing player that has the ability to shoot from outside and play down on the low blocks ... scored 5 points and grabbed 4 rebounds in 29 minutes of action during the World Vision Classic ... came off the bench and played 17 minutes with 8 points, 3 rebounds and 1 block in exhibition game vs. SPU ... was scoreless but grabbed 2 rebounds and dished out an assist in his college debut vs. Ga. State ... scored 5 points on 2x2 shooting vs. Fla. Atlantic and grabbed 3 rebounds ... career high 14 mins at St. Louis, where he scored 3 points off the bench ... drew Lorenzo Romar's praise after sparking UW off the bench vs. Houston Baptist with 4 pts and 5 rebounds ... played a combined 4 mins in NYC and went scoreless ... grabbed 3 rebounds in 8 minutes vs. S. Dakota St ... career best 2 blocks, plus 4 points and 3 rebounds vs. CS Northridge.

### Breunig's 2011-12 Game-By-Game Statistics

OPPONENT	MIN	3-Point			REB	PF	A	TO	BL	ST	TP
		FG-A	FG-A	FT-A							
Seattle Pacific (exh.)	17	3-6	0-0	2-2	3	3	0	2	1	0	8
Georgia State	10	0-1	0-1	0-0	2	0	1	0	0	0	0
Florida Atlantic	9	2-2	0-0	1-1	3	4	0	0	0	0	5
Portland	10	0-0	0-0	0-0	1	3	0	2	1	0	0
at Saint Louis	14	1-1	0-0	1-2	1	2	1	2	0	0	3
Houston Baptist	12	2-4	0-1	0-0	5	1	0	2	0	1	4
at Nevada	8	1-2	0-0	0-0	0	1	0	0	0	1	2
vs. Marquette	2	0-0	0-0	0-0	0	1	0	1	0	0	0
vs. Duke	2	0-0	0-0	0-0	1	2	0	0	0	0	0
UC Santa Barbara	5	0-1	0-0	0-0	0	0	1	0	0	0	0
South Dakota State	8	1-3	0-0	0-0	3	0	0	0	0	0	2
Cal State Northridge	9	1-2	0-0	2-2	3	2	0	4	2	0	4

• denotes games started

### Breunig Notes

- Full name is Martin Phong Ni Watt Breunig. Last name is pronounced "BROY-nig".
- Originally from Leverkusen (LAY-vur-coo-sun), Germany, the same hometown of former Husky great and NBA player Detlef Schrempf.
- Originally committed to Maryland, but reversed fields when Gary Williams retired.
- Competed for the German under-18 national team at the FIBA European Championships in Vilnius, Lithuania during the summer of 2010.
- Fifth UW player who hails from Germany (others Uli Steidl, Detlef Schrempf, Chris Welp and Patrick Femerling)

### Martin Breunig's Career Statistics

Year	GP-GS	Min/Avg	Total		3-Point		FT-FTA	Pct	Rebounds				TO	Blk	Stl	Pts/Avg	
			FG-FGA	Pct	FG-FGA	Pct			Pct	Off-Def	Tot	Avg					PF-FO
2011-12	11-0	89/8.1	8-16	.500	0-2	.000	4-5	.800	8-9	17	1.5	18-0	2	11	3	2	20/1.8
<b>TOTAL</b>	<b>11-0</b>	<b>89/8.1</b>	<b>8-16</b>	<b>.500</b>	<b>0-2</b>	<b>.000</b>	<b>4-5</b>	<b>.800</b>	<b>8-9</b>	<b>17</b>	<b>1.5</b>	<b>18-0</b>	<b>2</b>	<b>11</b>	<b>3</b>	<b>2</b>	<b>20/1.8</b>



# 2011-12 WASHINGTON MEN'S BASKETBALL - UPDATED BIOS & CAREER STATS



## ABDUL GADDY

6-3 • 185 • Jr.-2V  
Tacoma Wash. /  
Bellarmine Prep  
•2012 Bob Cousy Award Nominee

	2011-12 Season Highs	Career High
Points	17 vs. UC Santa Barbara, 12/16	17, 2x (last vs. Santa Barb., 12/16/11)
Field Goals	6, 2x (last vs. Santa Barb., 12/16)	7 vs. Long Beach St, 11/30/10
FG Attempts	11 vs. Marquette, 12/6	11 vs. Marquette, 12/6/11
3pt Field Goals	2, 3x (last vs. Santa Barb., 12/16)	3, 2x (last vs. LBST, 11/30/10)
3pt FG Attempts	5 vs. CS-Northridge, 12/22	5 vs. CS-Northridge, 12/22/11
Free Throws	4 vs. Florida Atlantic, 11/13	4, 2x (last vs. Fla. Atl, 11/13/11)
Free Throw Att.	6 vs. Florida Atlantic, 11/13	7 vs. Seattle U, 1/26
Rebounds	7 vs. Georgia State, 11/12	7 vs. Georgia State, 11/12/11
Assists	8 vs. CS-Northridge, 12/22	8 vs. CS-Northridge, 12/22/11
Blocks	1 vs. South Dakota St., 12/18	1, 5x (last vs. S. Dakota St, 12/18/11)
Steals	3 at St. Louis, 11/20	5 vs. Seattle U, 1/26/10
Minutes	39 at Nevada, 12/2	39 at Nevada, 12/2/11

**BIO UPDATE:** Is a nominee for the 2012 Bob Cousy Award ... **leads Pac-12 in assist/turnover ratio (3.2, 57 assists/18 turnovers) and 3rd with 5.2 assists per game ... 5th in Pac-12 and leads team with 32.4 minutes per game** ... has 5 or more assists in 8 games ... former McDonald's All-American point guard is less than a year removed from ACL surgery ... was named to the World Vision Classic all-tournament team after averaging 12.3 ppg, 5.6 apg and 4.7 rpg over 3 games ... scored 15 points and dished out 4 assists in exhibition opener vs. SPU ... played in first REAL college game since Dec. 31, 2010 and grabbed a career-high 7 rebounds and dished out 6 assists in season opener vs. Ga. State ... scored 15 pts and dished 6 assists vs. Fla. Atlantic ... scored 15 points on 6x8 shooting, had 5 rebounds and 5 assists vs. Portland ... scored 10 points and dished 6 assists in career high 39 minutes at Nevada ... had a career hi 11 field goal attempts vs. Marquette, but only made 3 ... avg 5.5 pts and 4.5 assists on NYC trip ... scored a career-high equaling 17 points vs. UC Santa Barbara ... 7 assists, his 3rd game of the year with 7, vs. South Dakota State ... career best 8 assists and career hi 5 three-point attempts vs. Cal State Northridge.

### Gaddy's 2011-12 Game-By-Game Statistics

OPPONENT	MIN	3-Point			REB	PF	A	TO	BL	ST	TP
		FG-A	FG-A	FT-A							
•Seattle Pacific (exh.)	29	6-11	1-4	2-2	4	1	4	0	0	1	15
•Georgia State	32	3-9	0-3	1-3	7	3	6	4	0	1	7
•Florida Atlantic	35	5-8	1-1	4-6	2	2	6	3	0	0	15
•Portland	27	6-8	2-3	1-1	5	1	5	1	0	0	15
•at Saint Louis	33	1-6	0-0	3-3	3	1	2	0	0	3	5
•Houston Baptist	27	3-8	0-2	0-1	4	0	7	1	0	1	6
•at Nevada	39	3-7	2-4	2-2	2	3	6	4	0	0	10
•vs. Marquette	30	2-11	0-3	0-0	1	4	2	2	0	0	4
•vs. Duke	36	2-4	0-2	3-5	2	5	7	1	0	1	7
•UC Santa Barbara	32	6-10	2-3	3-5	2	2	1	0	0	0	17
•South Dakota State	35	2-8	1-3	2-2	0	4	7	1	1	1	7
•Cal State Northridge	30	1-5	1-5	1-2	0	2	8	1	0	1	4

• denotes games started

### Gaddy Notes

- One of three Husky team captains.
- Suffered torn ACL on Jan. 4 and was cleared to return to action on Sept. 7.
- Decided in September to make 18,000 shots before practice started and took 22 days to accomplish his goal.
- Started 29 games as a freshman despite being the nation's youngest players.
- McDonald's HS All-American that averaged 25.3 ppg as a senior and 23.2 ppg as a junior.
- Rated as the No. 2 point guard by Scout.com (No. 1 was John Wall) and ranked 14th regardless of position by ESPNU.

### Abdul Gaddy's Career Statistics

Year	GP-GS	Min/Avg	Total		3-Point		FT-FTA	Rebounds			PF-FO	Ast	TO	Blk	Stl	Pts/Avg	
			FG-FGA	Pct	FG-FGA	Pct		Pct	Off-Def	Tot							Avg
2009-10	36-29	655/18.2	58-139	.417	3-20	.150	22-39	.564	18-32	50	1.4	86-0	81	62	3	18	141/3.9
2010-11	13-13	301/23.2	44-88	.500	13-32	.406	9-11	.818	7-25	32	2.5	24-0	49	16	1	10	110/8.5
2011-12	11-11	356/32.4	34-84	.405	9-29	.310	20-30	.667	5-23	28	2.5	27-1	57	18	1	8	97/8.8
<b>TOTAL</b>	<b>60-53</b>	<b>1312/21.9</b>	<b>136-311</b>	<b>.437</b>	<b>25-81</b>	<b>.309</b>	<b>51-80</b>	<b>.638</b>	<b>30-80</b>	<b>110</b>	<b>1.8</b>	<b>137-1</b>	<b>187</b>	<b>96</b>	<b>5</b>	<b>36</b>	<b>348/5.8</b>





# 44 DARNELL GANT

6-8 • 230 • Sr.-3V  
Los Angeles, Calif. /  
Crenshaw

	2011-12 Season Highs	Career High
Points	18 vs. Georgia State, 11/12	18 vs. Georgia State, 11/12/11
Field Goals	7 vs. Georgia State, 11/12	7 vs. Georgia State, 11/12/11
FG Attempts	9 vs. Marquette, 12/6	9, 2x (last vs. Marquette, 12/6/11)
3pt Field Goals	2, 2x (last vs. Marquette, 12/6)	2, 5x (last vs. Marquette, 12/6/11)
3pt FG Attempts	3, 2x (last vs. Marquette, 12/6)	4 vs. Arizona, 1/20/11
Free Throws	4, 2x (last vs. S. Dakota St., 12/18)	6 vs. Oregon State, 1/8/11
Free Throw Att.	5, 2x (last vs. S. Dakota St., 12/18)	6, twice (last at Seattle U, 2/22/11)
Rebounds	10 vs. South Dakota St., 12/18	10 2x (last vs. S. Dakota St., 12/18/11)
Assists	4 vs. Marquette, 12/6	4 vs. Marquette, 12/6/11
Blocks	2 at Nevada, 12/2	3 at OSU, 1/17/09
Steals	1, 4x (last vs. CS-Norridge, 12/22)	3 vs. Texas Tech, 12/4/10
Minutes	31 vs. UC Santa Barbara, 12/16	31 vs. UC Santa Barbara, 12/16/11

**BIO UPDATE:** Leads UW and is **6th in the Pac-12 in FG percentage (.561)** ... has averaged 8.6 rebounds per game over the last 3 games ... most experienced UW frontcourt player is one of two active seniors on the roster and is trying to become the first Husky to play in four NCAA Tournaments ... averaged 10 points, 4.3 rebounds and shot 65% from the field in 3 World Vision Classic games ... scored 3 points and grabbed 4 rebounds in 22 minutes vs. SPU ... had a stellar season debut setting numerous career highs with 18 points vs. Ga. State and 7-of-8 shooting ... it marked the first time he had scored over 10 points in 106 career games ... scored 10 points and grabbed 6 rebounds in 22 minutes vs. Portland ... had 7 points, four coming on monster slams, vs. Houston Baptist ... poured in 14 points, the second highest total in his career and set a new career high with 4 assists vs. Marquette ... avg 10.0 ppg and shot 66.7% in NYC ... averaged 12 points and 9 rebounds with Aziz N'Diaye went out of the lineup with a knee injury ... played a career-high 31 minutes, grabbed a season-hi 8 rebounds and scored 9 points vs. UC Santa Barbara ... notched his first career double-double with 15 points and 10 rebounds vs. South Dakota State (just second career game with 10 rebounds) ... grabbed 8 rebounds in just 15 minutes of action vs. CS-Norridge.

## Gant's 2011-12 Game-By-Game Statistics

OPPONENT	MIN	3-Point			REB	PF	A	TO	BL	ST	TP
		FG-A	FG-A	FT-A							
•Seattle Pacific (exh.)	22	1-5	0-0	1-2	4	2	0	1	0	1	3
•Georgia State	22	7-8	2-3	2-3	2	1	0	0	0	0	18
•Florida Atlantic	25	1-4	0-1	0-0	5	2	2	1	0	0	2
•Portland	22	5-8	0-0	0-0	6	1	0	0	0	1	10
•at Saint Louis	23	3-6	1-2	0-0	5	4	1	2	0	0	7
•Houston Baptist	19	2-5	0-0	3-4	2	2	1	2	1	0	7
•at Nevada	29	2-6	0-3	3-4	7	4	0	2	2	0	7
•vs. Marquette	28	6-9	2-3	0-0	2	4	4	1	0	1	14
•vs. Duke	19	2-3	0-1	2-3	4	5	0	2	0	0	6
•UC Santa Barbara	31	2-7	1-1	4-5	8	3	1	0	0	1	9
•South Dakota State	28	5-8	1-2	4-5	10	3	0	0	1	0	15
•Cal State Northridge	15	2-2	0-0	1-2	8	4	0	1	0	1	5

• denotes games started

## Gant Notes

- He and fellow senior Scott Suggs have a chance to end their careers as the first Huskies to play in four NCAA Tournaments.
- One of three Husky team captains.
- Earned his degree in drama this past June.
- Made the start in 45 of first 50 games during his career (67 games overall).
- Started all but one game as a freshman, only giving way to Artem Wallace on senior day.
- Acted in UW production of Midsummer Night's Dream in May 2010.
- Played piano, organ and drums at his church while growing up in Los Angeles.

## Darnell Gant's Career Statistics

Year	GP-GS	Min/Avg	Total		3-Point		FT-FTA	Rebounds							Pts/Avg		
			FG-FGA	Pct	FG-FGA	Pct		Pct	Off-Def	Tot	Avg	PF-FO	Ast	TO		Blk	Stl
2008-09	35-34	639/18.3	45-123	.366	0-0	.000	19-27	.704	41-76	117	3.3	76-0	15	33	14	11	109/3.1
2009-10	35-11	408/11.7	35-86	.407	0-0	.000	19-26	.731	33-50	83	2.4	61-2	14	7	9	6	89/2.5
2010-11	35-11	654/18.7	69-172	.401	18-48	.375	25-32	.781	53-79	132	3.8	86-2	23	27	18	10	181/5.2
2011-12	11-11	261/23.7	37-66	.561	7-16	.438	19-26	.731	24-35	59	5.4	33-1	9	11	4	4	100/9.1
<b>TOTAL</b>	<b>116-67</b>	<b>1962/16.9</b>	<b>186-447</b>	<b>.416</b>	<b>25-64</b>	<b>.391</b>	<b>82-111</b>	<b>.739</b>	<b>151-240</b>	<b>391</b>	<b>3.4</b>	<b>256-5</b>	<b>61</b>	<b>78</b>	<b>45</b>	<b>31</b>	<b>479/4.1</b>



# 2011-12 WASHINGTON MEN'S BASKETBALL - UPDATED BIOS & CAREER STATS



## 40 SHAWN KEMP, JR.

6-9 • 265 • Fr.-HS  
 Canton, Ga. /  
 Cherokee HS / Hargraves Military Academy (Va.)

	2011-12 Season Highs	Career High
Points	4 vs. Houston Baptist, 11/25	Same
Field Goals	2, 2x (last vs. Houston Bapt, 11/25)	Same
FG Attempts	4 vs. Houston Baptist, 11/25	Same
3pt Field Goals	none	none
3pt FG Attempts	none	none
Free Throws	2 vs. UC Santa Barbara, 12/16	Same
Free Throw Att.	4 vs. UC Santa Barbara, 12/16	Same
Rebounds	2 vs. Portland, 11/14	Same
Assists	none	none
Blocks	3 vs. CS-Northridge, 12/22	none
Steals	1 vs. Houston Baptist, 11/25	none
Minutes	12 vs. Portland, 11/14	Same

**BIO UPDATE:** Is the fifth son of a former NBA Seattle Sonics player to play at UW ... gives the Huskies a strong low-post presence ... scored 1 point, blocked 2 shots and grabbed 3 minutes in 19 minutes of action during the World Vision Classic ... scored 2 points, grabbed 3 rebounds and blocked 2 shots in exhibition game vs. Seattle Pacific ... made college debut vs. Ga. State and hit one of two free throws and grabbed a rebound in 7 minutes ... played 12 mins vs. Portland, grabbing 2 rebounds and swatting 2 shots ... came off the bench and scored the first four Husky points in UW's win over Houston Baptist ... came off the bench to play 10 important minutes vs. UC Santa Barbara and scored 2 pts, had a block and a rebound ... notched a career-best 3 blocks and scored 2 pts vs. CS-Northridge.

### Kemp, Jr.'s 2011-12 Game-By-Game Statistics

OPPONENT	MIN	3-Point			REB	PF	A	TO	BL	ST	TP
		FG-A	FG-A	FT-A							
Seattle Pacific (exh.)	12	0-1	0-0	2-4	3	4	0	0	2	0	2
Georgia State	7	0-0	0-0	1-2	1	1	0	0	0	0	1
Florida Atlantic				DNP							
Portland	12	0-2	0-0	0-0	2	1	0	0	2	0	0
at Saint Louis	5	0-0	0-0	0-0	0	1	0	2	0	0	0
Houston Baptist	11	2-4	0-0	0-0	1	1	0	0	2	1	4
at Nevada	4	0-0	0-0	0-0	1	1	0	0	0	0	0
vs. Marquette	5	0-0	0-0	0-0	0	3	0	0	0	0	0
vs. Duke				DNP							
UC Santa Barbara	10	0-2	0-0	2-4	1	1	0	1	1	0	2
South Dakota State	2	0-0	0-0	0-0	0	0	0	0	0	0	0
Cal State Northridge	8	1-1	0-0	0-0	1	3	0	1	3	0	2

• denotes games started

### Kemp Notes

- Late addition to the team, signing a financial aid agreement on July 7, 2011.
- Father is the Shawn Kemp, who played 14 NBA seasons and was a 6-time All-Star.
- Attended Cherokee HS in Georgia before going to post-graduate HS at Hargraves Military Academy in Virginia.
- Committed to play at Auburn and Alabama before finally ending up at UW.
- Spent 2010 working for Coca-Cola in merchandising while studying and playing basketball to prepare for college.

### Shawn Kemp, Jr.'s Career Statistics

Year	GP-GS	Min/Avg	Total		3-Point		FT-FTA	Rebounds							Pts/Avg		
			FG-FGA	Pct	FG-FGA	Pct		Pct	Off-Def	Tot	Avg	PF-FO	Ast	TO		Blk	Stl
2011-12	9-0	64/7.1	3-9	.333	0-0	.000	3-6	.500	1-5	6	0.7	12-0	0	4	8	1	9/1.0
TOTAL	9-0	64/7.1	3-9	.333	0-0	.000	3-6	.500	1-5	6	0.7	12-0	0	4	8	1	9/1.0





# 5 AZIZ N'DIAYE

7-0 • 260 • Jr.-1V  
 Dakar, Senegal /  
 College of Southern Idaho

	2011-12 Season High	Career High
Points	13 vs. Florida Atlantic, 11/13	15 at Seattle U, 2/22
Field Goals	5, 3x (last at St. Louis, 11/20)	5, 6x (last at Saint Louis, 11/20)
FG Attempts	12 vs. Florida Atlantic, 11/13	12 vs. Florida Atlantic, 11/13/11
3pt Field Goals	None	None
3pt FG Attempts	None	none
Free Throws	3, 2x (last vs. CS-Northridge, 12/22)	5 at Seattle U, 2/22
Free Throw Att.	6, 2x (last vs. CS-Northridge, 12/22)	15 vs. McNeese State, 11/13
Rebounds	13, vs. Marquette, 12/6	15 vs. McNeese State, 11/13
Assists	1 vs. Portland, 11/14	2, twice (last vs WSU, 3/10/11)
Blocks	5 vs. Georgia State, 11/12	5, twice (last vs Ga. St, 11/12/11)
Steals	1, 4x (last vs. Hou Bapt, 11/25)	2 vs. McNeese State, 11/13
Minutes	36 at Nevada, 12/2	36 at Nevada, 12/2/11

**BIO UPDATE: Leads Pac-12 in blocked shots (2.0 bpg), is 2nd among the conference's top rebounders (8.6 rpg), 3rd in defensive rebounds 5.4 and fourth in offensive rebounds per game (3.1 rpg) ...** has scored in double figures 4 times this season (7 total in his career) and grabbed over 10 rebounds three times (9 times in his career) ... missed the exhibition game vs. Seattle Pacific and several days of practice after suffering a concussion during a scrimmage ... grabbed a team-hi's 8 rebounds and 5 blocks in season-opener vs. Ga. State ... notched his fourth career double-double with 13 points and 12 rebounds vs. Fla. Atlantic ... 11 points and 6 rebs. at St. Louis ... 8 points and 7 boards vs. Houston Baptist ... grabbed 12 rebounds at Nevada in a career-high 36 minutes of action ... notched his ninth career double-figure rebound night with 13 vs. Marquette ... averaged 4.0 ppg & 9.0 rebounds in 2 games in NYC ... hurt his knee in the second half vs. Duke and is missed two games while recovering ... returned to action vs. CS-Northridge and scored 11 pts, grabbed 7 rebounds and blocked 2 shots in 16 mins of action.

## N'Diaye's 2011-12 Game-By-Game Statistics

OPPONENT	MIN	3-Point			REB	PF	A	TO	BL	ST	TP
		FG-A	FG-A	FT-A							
Seattle Pacific (exh.)	INJ - Concussion										
•Georgia State	19	2-5	0-0	0-1	8	3	0	3	5	1	4
•Florida Atlantic	27	5-12	0-0	3-5	12	4	0	2	3	1	13
•Portland	18	5-9	0-0	1-4	7	3	1	3	1	1	11
•at Saint Louis	24	5-8	0-0	1-4	6	3	0	1	1	0	11
•Houston Baptist	22	3-6	0-0	2-6	7	2	0	2	0	1	8
•at Nevada	36	1-3	0-0	0-0	12	2	2	1	4	0	2
•vs. Marquette	24	2-4	0-0	0-1	13	4	0	4	2	0	4
•vs. Duke	17	2-7	0-0	0-2	5	2	0	1	0	0	4
UC Santa Barbara	DNP - INJ										
South Dakota State	DNP - INJ										
Cal State Northridge	16	4-6	0-0	3-6	7	2	0	1	2	0	11

• denotes games started

## N'Diaye Notes

- The 12th player in UW history to stand 7-foot or taller and just the third in the Romar era. Is the first Husky player ever from Africa.
- Has four career double-doubles
- Name is pronounced "UH-zeese EN-jai"
- Speaks three languages, including English, French and Spanish.
- Was part of NBA and NIKE sponsored SEEDS program and appears in documentary on the emergence of basketball in Africa called "Elevate".
- Redshirted the 2009-10 season at College of Southern Idaho after tearing his ACL.
- Made 26 starts and averaged 21.4 minutes as a freshman at CSI.

## Aziz N'Diaye's Career Statistics

Year	GP-GS	Min/Avg	Total		3-Point		FT-FTA	Rebounds					TO	Blk	Stl	Pts/Avg	
			FG-FGA	Pct	FG-FGA	Pct		Pct	Off-Def	Tot	Avg	PF-FO					Ast
2010-11	35-25	608/17.4	66-114	.579	0-0	.000	30-72	.417	86-114	200	5.7	103-4	8	40	39	9	162/4.6
2011-12	9-8	203/22.6	29-60	.483	0-0	.000	10-29	.345	28-49	77	8.6	25-0	3	18	18	4	68/7.6
<b>TOTAL</b>	<b>44-33</b>	<b>811/18.4</b>	<b>95-174</b>	<b>.546</b>	<b>0-0</b>	<b>.000</b>	<b>40-101</b>	<b>.396</b>	<b>114-163</b>	<b>277</b>	<b>6.3</b>	<b>128-4</b>	<b>11</b>	<b>58</b>	<b>57</b>	<b>13</b>	<b>230/5.2</b>





# 31 TERRENCE ROSS

6-6 • 195 • So.-1V

Portland, Ore. /  
Jefferson HS

• Naismith Preseason Top-50 Watch List

	2011-12 Season High	Career High
Points	24 vs. Portland, 11/14	25 vs. Oregon, 1/6
Field Goals	9, 2x (last vs. Marquette, 12/6)	11 vs. Oregon, 1/6
FG Attempts	17 vs. Duke, 12/10	18 vs. Oregon, 1/6
3pt Field Goals	6 vs. Portland, 11/14	6 vs. Portland, 11/14/11
3pt FG Attempts	8 vs. Portland, 11/14	9 at Oregon, 2/5
Free Throws	5 vs. Florida Atlantic, 11/13	5, 3x (last vs. Fla. Atl., 11/13/11)
Free Throw Att.	6 vs. Florida Atlantic, 11/13	6, 2x (last vs. Fla. Atl., 11/13/11)
Rebounds	13 vs. Houston Baptist, 11/25	13 vs. Houston Baptist, 11/25/11
Assists	5 at Nevada, 12/2	6 vs. Cal, 2/10
Blocks	4 vs. Houston Baptist, 11/25	4 vs. Houston Baptist, 11/25/11
Steals	2 vs. UC Santa Barbara, 12/16	4 vs. Oregon, 1/6
Minutes	36, 2x (last vs. Santa Barb, 12/16)	36, 3x (last vs. Santa Barb, 12/16/11)

**BIO UPDATE:** Ranks 6th in Pac-12 with 15.1 ppg ... also ranks among Pac-12 leaders in rebounding (6.5, 10th), defensive rebounds (4.7, 10th), blocked shots (1.0, 13th), 3-point makes (1.7, 10th) ... was named to the Naismith Award Preseason top-50 watch list ... earned all-tournament team honors for the World Vision Classic after averaging 16.3 points and 4.0 rebounds ... scored 15 points and grabbed a team-high 8 rebounds in 27 minutes of action vs. SPU in exhibition opener ... team high 24 points, including a career-high 6 3-pointers vs. Portland ... back-to-back double-doubles at St. Louis & vs. Houston Bapt. ... notched his first career double-double (17 pts/10 rebs) at STL while playing in a career-high equaling 36 minutes ... 13 pts/13 rebs and career-high 4 blocks vs. Houston Baptist ... team high 18 points, season high 5 assists at Nevada ... led UW with 19 points, including the go-ahead bucket with 17 seconds left, and added 9 rebounds vs. Marquette ... also earned ESPN's No. 1 play of the night with a 180, 2-hand alley oop jam ... scored 16 points and grabbed 7 rebounds vs. Duke ... averaged 17.5 points and 8.0 rebounds in NYC ... scored 14 of his 16 points in the second half vs. UC Santa Barbara and made Sports Center's No. 2 Play of the Night for another spinning alley-oop dunk ... season-low 6 points vs. South Dakota State (which stopped a streak of 10 consecutive games in double figures) and fouled out in 23 minutes of action ... 12 points and 9 rebounds vs. CS-Northridge.

## Ross' 2011-12 Game-By-Game Statistics

OPPONENT	MIN	3-Point			REB	PF	A	TO	BL	ST	TP
		FG-A	FG-A	FT-A							
•Seattle Pacific (exh.)	27	6-8	0-1	3-4	8	1	3	1	1	1	15
•Georgia State	28	3-7	1-4	4-4	4	1	0	1	1	1	11
•Florida Atlantic	34	4-14	1-5	5-6	5	3	2	3	2	0	14
•Portland	26	9-13	6-8	0-0	3	2	0	2	0	1	24
•at Saint Louis	36	7-15	0-4	3-4	10	1	3	2	0	0	17
•Houston Baptist	27	5-10	3-5	0-0	13	2	2	1	4	0	13
•at Nevada	35	6-15	2-7	4-4	5	3	5	2	0	1	18
•vs. Marquette	32	9-14	1-4	0-0	9	4	3	4	1	1	19
•vs. Duke	33	7-17	2-5	0-1	7	3	2	0	0	1	16
•UC Santa Barbara	36	5-12	2-4	4-4	5	3	2	1	1	2	16
•South Dakota State	23	3-4	0-1	0-0	2	5	0	3	1	0	6
•Cal State Northridge	26	5-14	1-4	1-2	9	2	0	2	1	1	12

• denotes games started

## Ross Notes

- Rated by CBSSports.com as the No. 1 candidate for Breakout Player in the nation and No. 23 overall on their list of the nation's top-100 players.
- Ranked by NBADraft.net as the Pac-12's top NBA prospect and a potential lottery pick.
- Named Honorable Mention all-Pac-10 Freshman team and was a member of the five-man All-Pac-10 Tournament team after averaging 15.3 ppg, 2.7 rpg and 52.8% from the field.
- Was the Oregon 5A Player of the Year in 2008 as a sophomore when he helped Jefferson win the first of three-consecutive state titles.
- Attended same high school in Portland as Kentucky sophomore Terrence Jones.

## Terrence Ross' Career Statistics

Year	GP-GS	Min/Avg	Total		3-Point		FT-FTA	Rebounds				PF-FO	Ast	TO	Blk	Stl	Pts/Avg
			FG-FGA	Pct	FG-FGA	Pct		Pct	Off-Def	Tot	Avg						
2010-11	34-4	593/17.4	102-230	.443	44-125	.352	25-33	.758	29-67	96	2.8	69-2	33	24	12	19	273/8.0
2011-12	11-11	336/30.5	63-135	.467	19-51	.373	21-25	.840	19-52	71	6.5	29-1	19	21	11	8	166/15.1
<b>TOTAL</b>	<b>45-15</b>	<b>929/20.6</b>	<b>165-365</b>	<b>.452</b>	<b>63-176</b>	<b>.358</b>	<b>46-58</b>	<b>.793</b>	<b>48-119</b>	<b>167</b>	<b>3.7</b>	<b>98-3</b>	<b>52</b>	<b>45</b>	<b>23</b>	<b>27</b>	<b>439/9.8</b>





# 42 BRENDAN SHERRER

6-8 • 255 • Sr.-2V  
 Monroe, Wash. /  
 Archbishop Murphy

	2011-12 Season Highs	Career High
Points	2 vs. Portland, 11/14	2, 5x, (vs. Portland, 11/14)
Field Goals	None	1, 4x (last vs. USF, 12/18)
FG Attempts	1 vs. Georgia State, 11/12	1, 7x, (last vs. USF, 12/18)
3pt Field Goals	None	None
3pt FG Attempts	None	None
Free Throws	2 vs. Portland, 11/14	2 vs. Portland, 11/14/11
Free Throw Att.	2, 2x (last vs. Hou Bap, 11/25)	2, 3x (last vs. Hou Bap., 11/25)
Rebounds	3 vs. Houston Baptist, 11/25	3 vs. Houston Baptist, 11/25/11
Assists	None	None
Blocks	None	None
Steals	None	1, 2x (last vs. Cal, 2/10/11)
Minutes	4 vs. Houston Baptist, 11/25	5 vs. Cal, 2/10/11

**BIO UPDATE:** Scored 2 points on his first career free throw makes and grabbed a rebound during the World Vision Classic ... played 2 minutes in exhibition opener (did not score) ... played 2 mins vs. Ga. State and missed his only field goal attempt ... 3 mins vs. Portland, hitting 2 free throws ... grabbed a career high 3 rebounds in 4 minutes vs. Houston Baptist.

## Sherrer's 2011-12 Game-By-Game Statistics

OPPONENT	MIN	3-Point			FT-A	REB	PF	A	TO	BL	ST	TP
		FG-A	FG-A	FT-A								
Seattle Pacific (exh.)	2	0-0	0-0	0-0	0	0	0	0	0	0	0	0
Georgia State	2	0-1	0-0	0-0	0	0	0	0	0	0	0	0
Florida Atlantic			DNP									
Portland	3	0-0	0-0	2-2	1	0	0	0	0	0	0	2
at Saint Louis			DNP									
Houston Baptist at Nevada	4	0-1	0-0	1-2	3	1	0	0	0	0	0	1
vs. Marquette			DNP									
vs. Duke			DNP									
UC Santa Barbara			DNP									
South Dakota State			DNP									
Cal State Northridge	3	0-1	0-0	0-0	0	1	0	1	0	0	0	0

• denotes games started

## Sherrer Notes

- Last name pronounced "Share-err"
- Honorable Mention Pac-10 All-Academic team member.
- Has played in 27 games during his career, all wins by at least 17 points to earn the nickname the "Human Victory Cigar".
- Participated in team's walk on tryouts on Oct. 22, 2009 and was officially added to the roster on Nov. 2. Was a member of the Dawg Pack (Husky student section) as a freshman.
- Has spent the last seven summers fishing commercially out of Bristol Bay, Alaska.

## Brendan Sherrer's Career Statistics

Year	GP-GS	Min/Avg	Total		3-Point		FT-FTA	Rebounds				PF-FO	Ast	TO	Blk	Stl	Pts/Avg
			FG-FGA	Pct	FG-FGA	Pct		Pct	Off-Def	Tot	Avg						
2009-10	10-0	16/1.6	2-4	.500	0-0	.000	0-2	.000	0-1	1	0.1	3-0	0	0	0	0	4/0.4
2010-11	13-0	32/2.5	2-3	.667	0-0	.000	0-0	.000	0-3	3	0.2	4-0	0	3	0	2	4/0.3
2011-12	4-0	12/3.0	0-3	.000	0-0	.000	3-4	.750	1-3	4	1.0	2-0	0	1	0	0	3/0.8
<b>TOTAL</b>	<b>27-0</b>	<b>60/2.2</b>	<b>4-10</b>	<b>.400</b>	<b>0-0</b>	<b>.000</b>	<b>3-6</b>	<b>.500</b>	<b>1-7</b>	<b>8</b>	<b>0.3</b>	<b>9-0</b>	<b>0</b>	<b>4</b>	<b>0</b>	<b>2</b>	<b>11/0.4</b>





# 2011-12 WASHINGTON MEN'S BASKETBALL - UPDATED BIOS & CAREER STATS



## 30 DESMOND SIMMONS

6-7 • 220 • RS Fr.-HS  
Vallejo, Calif. /  
Salesian

	2011-12 Season Highs	Career High
Points	13 vs. CS-Northridge, 12/22	Same
Field Goals	5 vs. CS-Northridge, 12/22	Same
FG Attempts	9 vs. CS-Northridge, 12/22	Same
3pt Field Goals	2 vs. Houston Baptist, 11/25	Same
3pt FG Attempts	2 vs. Houston Baptist, 11/25	Same
Free Throws	4 vs. Georgia State, 11/12	Same
Free Throw Att.	6 vs. Georgia State, 11/12	Same
Rebounds	11 vs. South Dakota State, 12/18	Same
Assists	3 vs. Duke, 12/10	None
Blocks	1 vs. Portland, 11/14	None
Steals	3, 2x (last vs. CS-Northridge, 12/22)	Same
Minutes	32, vs. Duke, 12/10	Same

**BIO UPDATE:** Has played 20+ minutes in five-straight games after not playing 20 minutes in the first six games ... has seven consecutive games with 5 or more rebounds and has one 10+ rebound game and **ranks 15th in Pac-12 with 6.0 rpg ... also ranks 14th in steals (1.2 pg) and 6th in offensive rebounds per game (2.6)** ... one of the top Bay Area high school players from the class of 2010 and is making his debut after redshirting his first year at UW ... averaged 2.0 points and 3.7 rebounds during the World Vision Classic ... started against SPU and grabbed 6 rebounds (five in the first half), scored 3 points and made 2 steals ... played 16 minutes in both of the first two games, grabbing 5 rebounds vs. Ga. State and 4 vs. Fla. Atlantic ... made first career field goal, a 3-pointer vs. St. Louis... averaged 8.0 pts and 6.0 rebounds over the next 3 games after scoring 9 total pts in the first 4 games (2.5 ppg) and 3.8 rpg ... had his most efficient game vs. Houston Baptist scoring double figures for the first time and grabbing a 6 rebounds in 12 minutes vs. Houston Baptist ... grabbed an impressive 5 rebounds, scored 6 points & had 2 steals in just 9 minutes at Nevada ... career highs 7 rebounds vs. Marquette and also contributed 8 points ... season-hi 32 minutes vs. Duke, only scored 2 pts but had 3 steals, 3 assists and grabbed 6 rebounds ... averaged 26.5 minutes, 5.0 ppg, 6.5 rpg, 1.6 steals and 2.0 apg during NYC trip ... 9 points and 8 rebounds, plus 2 steals in 25 mins vs. UC Santa Barbara ... grabbed career best 11 boards vs. South Dakota State ... career-highs in field goals (5), FG attempts (9) and points (13) vs. CS-Northridge -- 13 pts lead UW.

### Simmons' 2011-12 Game-By-Game Statistics

OPPONENT	MIN	3-Point			REB	PF	A	TO	BL	ST	TP
		FG-A	FG-A	FT-A							
•Seattle Pacific (exh.)	15	1-1	0-0	1-2	6	1	0	0	0	2	3
Georgia State	16	0-0	0-0	4-6	5	3	2	0	0	0	4
Florida Atlantic	16	0-1	0-0	2-2	4	2	0	3	0	1	2
Portland	14	0-2	0-0	0-0	2	1	0	0	1	0	0
at Saint Louis	15	1-3	1-1	0-0	4	1	0	1	0	0	3
Houston Baptist	12	3-6	2-2	2-4	6	3	2	0	0	2	10
at Nevada	9	3-4	0-0	0-1	5	3	1	1	0	2	6
vs. Marquette	21	3-5	0-1	2-2	7	2	1	1	0	0	8
vs. Duke	32	0-3	0-1	2-4	6	3	3	2	0	3	2
UC Santa Barbara	25	4-5	1-1	0-1	8	2	0	0	0	2	9
South Dakota State	26	3-7	0-2	2-2	11	3	1	1	0	0	8
Cal State Northridge	23	5-9	0-1	3-5	8	3	2	0	0	3	13

• denotes games started


### Simmons Notes

- Has numerous nicknames including: Des, Swizzy and Des Songz.
- Ended his high school career with 2,017 points, 1,540 rebounds and 297 assists.
- Is drawing comparisons anywhere from Jon Brockman to Bobby Jones for his junkyard dog mentality and ferocity on the glass.
- Enjoys drawing in his spare time and is considering majoring in art.
- Has an older brother, Christopher, that is a left-handed pitcher for Contra Costa CC.

### Desmond Simmons' Career Statistics

Year	GP-GS	Min/Avg	Total		3-Point		Rebounds										
			FG-FGA	Pct	FG-FGA	Pct	FT-FTA	Pct	Off-Def	Tot	Avg	PF-FO	Ast	TO	Blk	Stl	Pts/Avg
2011-12	11-0	209/19.0	22-45	.489	4-9	.444	17-27	.630	29-37	66	6.0	26-0	12	9	1	13	65/5.9
TOTAL	11-0	209/19.0	22-45	.489	4-9	.444	17-27	.630	29-37	66	6.0	26-0	12	9	1	13	65/5.9





# 4 HIKEEM STEWART

6-2 • 175 • Fr.-HS  
Seattle, Wash. /  
Rainier Beach

	2011-12 Season Highs	Career High
Points	3 vs. Georgia State, 11/12	Same
Field Goals	1, 3x (last vs. CS-Northridge, 12/22)	Same
FG Attempts	2, 4x (last vs. CS-Northridge, 12/22)	Same
3pt Field Goals	1 vs. Georgia State, 11/12	Same
3pt FG Attempts	2, 2x (last vs. Portland, 11/14)	Same
Free Throws	None	None
Free Throw Att.	None	None
Rebounds	2 vs. Georgia State, 11/12	Same
Assists	3 vs. Portland, 11/14	Same
Blocks	None	None
Steals	1, 2x (last vs. CS-Northridge, 12/22)	Same
Minutes	10, 2x (last vs. CS-Northridge, 12/22)	Same

**BIO UPDATE:** Scored 3 points, dished 4 assists and grabbed 3 rebounds during the World Vision Classic ... played 7 minutes in the exhibition opener vs. SPU and missed his only two shot attempts ... buried his first career FG attempt, a 3-pointer vs. Ga. State, in his college debut ... also grabbed 2 rebounds and dished out an assist ... dished 3 assists in 8 minutes vs. Portland and grabbed his first career steal ... scored a bucket in a career high 10 mins vs. Houston Baptist ... played only 1 minute during NYC trip ... came off the bench and drew raves from Coach Romar for 2 solid minutes vs. UC Santa Barbara ... career-hi equaling 10 minutes vs. CS-Northridge.

## Stewart's 2011-12 Game-By-Game Statistics

OPPONENT	MIN	3-Point			REB	PF	A	TO	BL	ST	TP
		FG-A	FG-A	FT-A							
Seattle Pacific (exh.)	7	0-2	0-2	0-0	0	0	0	1	0	0	0
Georgia State	7	1-2	1-2	0-0	2	0	1	0	0	0	3
Florida Atlantic	2	0-0	0-0	0-0	1	0	0	0	0	0	0
Portland	8	0-2	0-2	0-0	0	1	3	0	0	1	0
at Saint Louis											
Houston Baptist	10	1-2	0-1	0-0	0	0	0	0	0	0	2
at Nevada											
vs. Marquette											
vs. Duke	1	0-0	0-0	0-0	0	0	0	0	0	0	0
UC Santa Barbara	2	0-0	0-0	0-0	0	1	0	0	0	0	0
South Dakota State	7	0-1	0-0	0-0	0	0	0	0	0	0	0
Cal State Northridge	10	1-2	0-0	0-0	0	0	0	0	0	1	2

• denotes games started

## Stewart Notes


- Was a three-star prospect and Scout.com's No. 36 shooting guard in the country.
- Attended Rainier Beach HS, the same school that produced NBA guards Nate Robinson and Jamaal Crawford.
- Has a twin, Kadeem who plays basketball at Eastern Arizona College, and older twin brothers that played college basketball: Lodrick (USC) and Rodrick (USC/Kansas).
- Nickname is Ice Cream.
- First name is pronounced "HIGH-keem".

## Hikeem Stewart's Career Statistics

Year	GP-GS	Min/Avg	Total		3-Point		FT-FTA	Rebounds					Pts/Avg				
			FG-FGA	Pct	FG-FGA	Pct		Pct	Off-Def	Tot	Avg	PF-FO		Ast	TO	Blk	Stl
2011-12	8-0	46/5.8	3-9	.333	1-5	.200	0-0	.000	0-3	3	0.4	2-0	4	0	0	2	7/0.9
<b>TOTAL</b>	<b>8-0</b>	<b>46/5.8</b>	<b>3-9</b>	<b>.333</b>	<b>1-5</b>	<b>.200</b>	<b>0-0</b>	<b>.000</b>	<b>0-3</b>	<b>3</b>	<b>0.4</b>	<b>2-0</b>	<b>4</b>	<b>0</b>	<b>0</b>	<b>2</b>	<b>7/0.9</b>



# 2011-12 WASHINGTON MEN'S BASKETBALL - UPDATED BIOS & CAREER STATS



## 20 ALEX WEGNER

6-7 • 190 • Fr.-HS  
Vashon Island, Wash. /  
Vashon Island

	2011-12 Season Highs	Career High
Points	3, 2x (last vs. Portland, 11/14)	Same
Field Goals	1, 2x (last vs. Portland, 11/14)	Same
FG Attempts	3 vs. Georgia State, 11/12	Same
3pt Field Goals	1, 2x (vs. Portland, 11/14)	Same
3pt FG Attempts	2 vs. Georgia State, 11/12	Same
Free Throws	None	None
Free Throw Att.	None	None
Rebounds	2 vs. CS-Northridge, 12/22	Same
Assists	None	None
Blocks	None	None
Steals	None	None
Minutes	4 vs. CS-Northridge, 12/22	Same

**BIO UPDATE:** One of two Husky walk ons ... averaged 3.0 points in two appearances during the World Vision Classic, hitting a three-pointer vs. Georgia State and Portland ... played 1 minute vs. Seattle Pacific ... launched three shots in his college debut vs. Ga. State, connecting on a 3-pointer in 2 mins of action ... played in a career-high 4 mins and grabbed 2 rebounds vs. CS-Northridge.

### Wegner's 2011-12 Game-By-Game Statistics

OPPONENT	MIN	3-Point		FT-A	REB	PF	A	TO	BL	ST	TP
		FG-A	FG-A								
Seattle Pacific (exh.)	1	0-0	0-0	0-0	0	0	0	0	0	0	0
Georgia State	2	1-3	1-2	0-0	0	0	0	0	0	0	3
Florida Atlantic			DNP								
Portland	3	1-1	1-1	0-0	0	0	0	0	0	0	3
at Saint Louis			DNP								
Houston Baptist	3	0-1	0-0	0-0	0	0	0	0	0	0	0
at Nevada			DNP								
vs. Marquette			DNP								
vs. Duke			DNP								
UC Santa Barbara			DNP								
South Dakota State			DNP								
Cal State Northridge	4	0-2	0-0	0-0	2	1	0	1	0	0	0

• denotes games started

### Wegner Notes

- Invited walk-on joins Brendan Sherrer as one of two walk ons this season.
- Four-year letterwinner for Vashon Island HS, participating in the Washington State 1A Tournament all four years.
- Averaged 22.9 points, 11.7 rebounds, 3.2 assists, 1.8 steals and 2.4 blocks per game as a senior.
- Father, Derek (1980), mother, Glenna (1980), and sister, Morgan (2011), all graduated from the University of Washington.
- Participated in high school theater with roles as Sir Lionel in Camelot and The Juggler in The Madwoman of Chailot.

### Alex Wegner's Career Statistics

Year	GP-GS	Min/Avg	Total		3-Point		FT-FTA	Rebounds		PF-FO	Ast	TO	Blk	Stl	Pts/Avg	
			FG-FGA	Pct	FG-FGA	Pct		Pct	Off-Def							Tot
2011-12	4-0	12/3.0	2-7	.286	2-3	.667	0-0	.000	1-1	2	0.5	1-0	0	1	0	6/1.5
TOTAL	4-0	12/3.0	2-7	.286	2-3	.667	0-0	.000	1-1	2	0.5	1-0	0	1	0	6/1.5



# 2011-12 WASHINGTON MEN'S BASKETBALL - UPDATED BIOS & CAREER STATS



## 23 C.J. WILCOX

6-5 • 190 • So.-1V  
Pleasant Grove, Utah /  
Pleasant Grove

	2011-12 Season High	Career High
Points	22, 2x (last vs. Duke, 12/10)	24 vs. UCLA, 3/3
Field Goals	10 vs. Duke, 12/10	10 vs. Duke, 12/10/11
FG Attempts	19 vs. Duke, 12/10	19 vs. Duke, 12/10/11
3pt Field Goals	5, 2x (last vs. Hou Bapt, 11/25)	6 vs. Long Beach St., 11/30
3pt FG Attempts	9, 2x (last vs. Marquette, 12/6)	9, 3x (last vs. Marquette, 12/6/11)
Free Throws	6 vs. Florida Atlantic, 11/13	6, 2x (last vs. Florida Atl., 11/13/11)
Free Throw Att.	8 vs. Florida Atlantic, 11/13	6 vs. UCLA, 3/3
Rebounds	6 vs. Georgia State, 11/12	8 at Arizona State, 2/17
Assists	3, 3x (last vs. S. Dakota St., 12/18)	4 vs. Virginia, 11/22
Blocks	4 vs. Marquette, 12/6	4 vs. Marquette, 12/6/11
Steals	4 vs. Florida Atlantic, 11/13	4 vs. Florida Atlantic, 11/13/11
Minutes	38 at Nevada, 12/2/11	38 at Nevada, 12/2/11

**BIO UPDATE:** Ranks 10th all-time in UW history with 92 3-point FGs (up next 106, Will Conroy) ... has at least one 3-pointer in 10 of 11 games ... 62% of his career FGs have been 3-pt makes (92 of 148) ... **2nd in Pac-12 with 2.6 3-point FG's a game, 8th in scoring (14.5 ppg), 8th in 3-pt FG% (.439), 9th in minutes (31.6), 12th in steals (1.4 spg) and 15th in blocked shots (0.9 bpg)** ... was the first ever Pac-12 Player of the Week (named Nov. 14) and earned MVP honors of the World Vision Classic after averaging 19.3 ppg, 4.7 rpg, 2.7 spg and shot 11x18 from 3-pt range (61%) .... paced UW with 19 points vs. SPU on 7-of-16 shooting, including 5x12 from 3-pt range ... added 3 assists, 2 blocks and a steal vs. the Falcons ... jumped out of the gates with 22 points -- his third game of 20+ points -- on 8x12 shooting, 5x8 from 3-pt range ... also grabbed 6 rebounds, dished 3 assists and had 2 steals ... scored 19 points vs. Fla. Atlantic and had a career hi 4 steals in also a career hi 34 minutes ... scored only 4 points and suffered a concussion after running into a screen during the St. Louis game ... led UW with 19 points on 5x9 from 3-point range and career hi equaling 13 FG atts vs. Houston Baptist ... scored all 14 of his points in the second half vs. Nevada in a career high 38 minutes ... swatted a career high 4 shots vs. Marquette and also had a career-hi 16 FG attempts ... season-hi equaling 22 pts on a career best 10 field goals and 19 FG attempts vs. Duke ... averaged a team-bests 36.5 minutes per game, 18.5 points and 2.0 blocks during NYC trip.

### UW Career 3-pt FG Makes Leaders

No	Player	Years	Att.	3-Pt
8.	Eldridge Recasner	1987-90	300	119
9.	Will Conroy	2001-05	320	106
10.	<b>C.J. Wilcox</b>	<b>2010-current</b>	<b>223</b>	<b>92</b>

### Wilcox' 2011-12 Game-By-Game Statistics

OPPONENT	MIN	3-Point			REB	PF	A	TO	BL	ST	TP
		FG-A	FG-A	FT-A							
•Seattle Pacific (exh.)	29	7-16	5-12	0-0	2	3	3	1	2	1	19
•Georgia State	29	8-12	5-8	1-1	6	1	3	0	0	2	22
•Florida Atlantic	34	5-13	3-5	6-8	4	2	0	0	2	4	19
•Portland	33	5-9	3-5	4-4	4	0	3	0	1	2	17
•at Saint Louis	24	2-9	0-2	0-0	3	1	2	1	0	1	4
•Houston Baptist	28	7-13	5-9	0-0	5	2	2	2	2	1	19
•at Nevada	38	6-13	2-6	0-0	3	3	1	3	0	2	14
•vs. Marquette	36	6-16	3-9	0-0	3	1	0	0	4	1	15
•vs. Duke	37	10-19	2-7	0-0	3	4	2	3	0	1	22
•UC Santa Barbara	25	2-5	1-3	2-2	2	4	2	0	1	1	7
•South Dakota State	37	4-15	2-6	2-2	3	1	3	1	0	0	12
•Cal State Northridge	27	3-6	3-6	0-0	3	3	0	2	0	0	9

• denotes games started

### Wilcox Notes

- 2010 Pac-10 All-Freshman team member.
- Set UW freshman record with 63 three pointers (tied for 8th most overall in team history).
- Ranked 8th among Pac-10 players in 3-point percentage at 40.1% and 7th with 1.9 makes per game in 2011.
- Father Craig played collegiately at Brigham Young from 1993-95.
- Led state of Utah in scoring as a HS junior with 23.7 ppg.
- Was No. 2 ranked prospect in Utah as a senior.

### C.J. Wilcox' Career Statistics

Year	GP-GS	Min/Avg	Total			3-Point			Rebounds			PF-FO	Ast	TO	Blk	Stl	Pts/Avg
			FG-FGA	Pct	FG-FGA	Pct	FT-FTA	Pct	Off-Def	Tot	Avg						
2010-11	33-6	523/15.8	90-215	.419	63-157	.401	25-31	.806	22-46	68	2.1	41-0	29	21	10	14	268/8.1
2011-12	11-11	348/31.6	58-130	.446	29-66	.439	15-17	.882	7-32	39	3.5	22-0	18	12	10	15	160/14.5
<b>TOTAL</b>	<b>44-17</b>	<b>871/19.8</b>	<b>148-345</b>	<b>.429</b>	<b>92-223</b>	<b>.413</b>	<b>40-48</b>	<b>.833</b>	<b>29-78</b>	<b>107</b>	<b>2.4</b>	<b>63-0</b>	<b>47</b>	<b>33</b>	<b>20</b>	<b>29</b>	<b>428/9.7</b>





# 14 TONY WROTEN

6-5 • 205 • Fr.-HS  
 Seattle, Wash. /  
 Garfield  
 • 2012 Bob Cousy Award Nominee

	2011-12 Season Highs	Career High
Points	27 vs. UC Santa Barbara, 12/16	Same
Field Goals	11 vs. UC Santa Barbara, 12/16	Same
FG Attempts	21 vs. UC Santa Barbara, 12/16	Same
3pt Field Goals	2 at Saint Louis, 11/20	Same
3pt FG Attempts	4 vs. South Dakota State, 12/18	Same
Free Throws	6, 3x (last vs. S. Dakota St., 12/18)	Same
Free Throw Att.	11 vs. South Dakota State, 12/18	Same
Rebounds	7, 2x (last vs. UC Santa Barbara, 12/16)	Same
Assists	6 vs. Portland, 11/14	Same
Blocks	None	None
Steals	6 vs. Houston Baptist, 11/25	Same
Minutes	34, 2x (last vs. S. Dakota St., 12/18)	Same

**BIO UPDATE:** 2012 Bob Cousy Award Nominee ... leads all Pac-12 freshmen in scoring and steals ... has tallied double-figure points in 9 straight games (10 of 11 overall), including a UW freshman record equalling 27 points vs. UC Santa Barbara ... by far leads team in FT makes (39) and attempts (74) ... next closest FT attempts is 30 by Abdul Gaddy ... **3rd in Pac-12 in scoring (16.0 ppg) and 4th in steals per game (1.7)** ... on pace for 133 turnovers over a 30-game season, which would be more than the team record 127 by Senque Carey ... had arthroscopic surgery Oct. 20 on his right knee and missed just over two weeks of practice ... averaged 12.0 points, 4.3 assists and 5.0 rebounds over three games of the World Vision Classic ... played 23 minutes vs. SPU and scored 10 points, grabbed 6 rebounds and dished out 4 assists -- most of them in dazzling fashion ... had a stellar college debut with 18 points, 7 rebounds, 3 assists vs. Ga. State on 7x14 shooting ... got in foul trouble vs. Fla. Atlantic and played just 18 minutes and scored 7 points and had 4 assists ... scored 11 points and added 5 rebounds, 6 assists and 3 steals vs. Portland ... scored 14 points, all in the second half, hitting his first 2 career 3-pointers at St. Louis ... 14 points, 6 steals, 5 assists and 6 turnovers vs. Houston Baptist ... just the 11th time in UW history a player recorded 6 steals in a game ... was second among Huskies averaging 18.0 points in 2 NYC games ... 13 pts, 6 rebounds and 3 assists vs. Marquette ... career high 23 points on 8x12 from the field, 6x8 FT and added 5 rebounds in just 24 minutes vs. Duke ... made first career start vs. UC Santa Barbara and scored a career-hi and freshman record equalling 27 points on 11x21 from the field, also 7 rebounds and 2 steals ... 23 points, 4 rebounds and 3 assists vs. South Dakota State ... 20+ points in three-straight games, the first UW freshman to do that since Spencer Hawes had 4-straight in 2008.

**Wroten's 2011-12 Game-By-Game Statistics**

OPPONENT	MIN	3-Point			REB	PF	A	TO	BL	ST	TP
		FG-A	FG-A	FT-A							
Seattle Pacific (exh.)	23	4-7	0-1	2-5	6	2	4	4	1	1	10
Georgia State	26	7-14	0-1	4-8	7	1	3	4	0	1	18
Florida Atlantic	18	2-9	0-0	3-7	3	4	4	5	0	0	7
Portland	24	5-11	0-1	1-7	5	4	6	2	0	3	11
at Saint Louis	26	5-11	2-3	2-3	3	5	1	5	0	1	14
Houston Baptist	25	6-12	0-1	2-4	3	1	5	6	0	6	14
at Nevada	27	4-8	0-1	6-8	4	2	4	5	0	2	14
vs. Marquette	22	5-9	0-0	3-7	6	1	3	3	0	0	13
vs. Duke	24	8-12	1-1	6-8	5	5	0	5	0	1	23
•UC Santa Barbara	34	11-21	1-3	4-9	7	2	1	5	0	2	27
•South Dakota State	34	8-17	1-4	6-11	4	4	3	3	0	1	23
•Cal State Northridge	29	5-11	0-3	2-2	2	3	5	6	0	2	12

• denotes games started

**What They're Saying About Wroten:**

"I've watched most of their games and I thought that was Wroten's best performance. He was terrific. I even told him. He's a big-time talent."  
 -Duke Coach Mike Krzyzewski after Duke beat Washington, 86-80, on Dec. 10.

**Wroten Notes**

- Regarded as one of the nation's top point guard recruits, ranking No. 22 overall by ESPN and 30th by Rivals.com.
- Amazing passing skills have led Coach Romar to draw comparisons to Magic Johnson.
- Averaged 25 points, 10 rebounds and 8 assists as a senior at Garfield HS.
- Father Tony played tight end at Washington and in the NFL with the Tampa Bay Buccaneers, mother Shirley ran track at UW and Arizona State.
- Is a cousin of Nate Robinson and aunt Joyce Walker was the third woman to play for the Harlem Globetrotters.
- Was the nation's No. 1 ranked freshman HS player.

**Tony Wroten's Career Statistics**

Year	GP-GS	Min/Avg	Total		3-Point		Rebounds		PF	Ast	TO	Blk	Stl	Pts/Avg			
			FG-FGA	Pct	FG-FGA	Pct	Off-Def	Tot									
2011-12	11-3	289/26.3	66-135	.489	5-18	.278	39-74	.527	18-31	49	4.5	32-2	35	49	0	19	176/16.0
<b>TOTAL</b>	<b>11-3</b>	<b>289/26.3</b>	<b>66-135</b>	<b>.489</b>	<b>5-18</b>	<b>.278</b>	<b>39-74</b>	<b>.527</b>	<b>18-31</b>	<b>49</b>	<b>4.5</b>	<b>32-2</b>	<b>35</b>	<b>49</b>	<b>0</b>	<b>19</b>	<b>176/16.0</b>











2011-12 Washington Men's Basketball  
Washington Combined Team Statistics (as of Dec 22, 2011)  
All games

RECORD:	OVERALL	HOME	AWAY	NEUTRAL
ALL GAMES	6-5	6-1	0-3	0-1
CONFERENCE	0-0	0-0	0-0	0-0
NON-CONFERENCE	6-5	6-1	0-3	0-1

##	Player	gp-gs	min	avg	Total		3-Point		F-Throw		Rebounds				pf	dq	a	to	blk	stl	pts	avg		
					fg-fga	fg%	3fg-fga	3fg%	ft-fta	ft%	off	def	tot	avg										
14	Wroten, Tony	11-3	289	26.3	66-135	.489	5-18	.278	39-74	.527	18	31	49	4.5	32	2	35	49	0	19	176	16.0		
31	Ross, Terrence	11-11	336	30.5	63-135	.467	19-51	.373	21-25	.840	19	52	71	6.5	29	1	19	21	11	8	166	15.1		
23	Wilcox, C.J.	11-11	348	31.6	58-130	.446	29-66	.439	15-17	.882	7	32	39	3.5	22	0	18	12	10	15	160	14.5		
44	Gant, Darnell	11-11	261	23.7	37-66	.561	7-16	.438	19-26	.731	24	35	59	5.4	33	1	9	11	4	4	100	9.1		
00	Gaddy, Abdul	11-11	356	32.4	34-84	.405	9-29	.310	20-30	.667	5	23	28	2.5	27	1	57	18	1	8	97	8.8		
05	N'Diaye, Aziz	9-8	203	22.6	29-60	.483	0-0	.000	10-29	.345	28	49	77	8.6	25	0	3	18	18	4	68	7.6		
30	Simmons, Desmond	11-0	209	19.0	22-45	.489	4-9	.444	17-27	.630	29	37	66	6.0	26	0	12	9	1	13	65	5.9		
10	Breunig, Martin	11-0	89	8.1	8-16	.500	0-2	.000	4-5	.800	8	9	17	1.5	18	0	2	11	3	2	20	1.8		
20	Wegner, Alex	4-0	12	3.0	2-7	.286	2-3	.667	0-0	.000	1	1	2	0.5	1	0	0	1	0	0	6	1.5		
40	Kemp, Jr., Shawn	9-0	64	7.1	3-9	.333	0-0	.000	3-6	.500	1	5	6	0.7	12	0	0	4	8	1	9	1.0		
04	Stewart, Hikeem	8-0	46	5.8	3-9	.333	1-5	.200	0-0	.000	0	3	3	0.4	2	0	4	0	0	2	7	0.9		
42	Sherrer, Brendan	4-0	12	3.0	0-3	.000	0-0	.000	3-4	.750	1	3	4	1.0	2	0	0	1	0	0	3	0.8		
Team											17	13	30											
Total.....		11	2225		325-699	.465	76-199	.382	151-243	.621	158	293	451	41.0	229	5	159	159	56	76	877	79.7		
Opponents.....		11	2225		280-672	.417	77-201	.383	177-267	.663	138	252	390	35.5	206	-	139	157	40	66	814	74.0		

TEAM STATISTICS	WASH	OPP	Date	Opponent	Score	Att.
SCORING	877	814	\$ 11/12/11	GEORGIA STATE	w 91-74	8465
Points per game	79.7	74.0	\$ 11/13/11	FLORIDA ATLANTIC	w 77-71	7972
Scoring margin	+5.7	-	\$ 11/14/11	PORTLAND	w 93-63	7918
FIELD GOALS-ATT	325-699	280-672	11/20/11	at Saint Louis	L 64-77	6761
Field goal pct	.465	.417	11/25/11	HOUSTON BAPTIST	w 88-65	9273
3 POINT FG-ATT	76-199	77-201	12/02/11	at Nevada	Lot 73-76	4722
3-point FG pct	.382	.383	& 12/6/11	vs Marquette	L 77-79	8231
3-pt FG made per game	6.9	7.0	^ 12/10/11	at Duke	L 80-86	15525
FREE THROWS-ATT	151-243	177-267	12/16/11	UC SANTA BARBARA	w 87-80	9246
Free throw pct	.621	.663	12/18/11	SOUTH DAKOTA STATE	L 73-92	9060
F-Throws made per game	13.7	16.1	12/22/11	CAL STATE NORTHRIDGE	w 74-51	9348
REBOUNDS	451	390				
Rebounds per game	41.0	35.5	* = Conference game			
Rebounding margin	+5.5	-	\$ = World Vision Classic (Alaska Airlines Arena)			
ASSISTS	159	139	& = Jimmy V Classic (Madison Square Garden)			
Assists per game	14.5	12.6	^ = CARQUEST Auto Parts Classic (Madison Square Garden)			
TURNOVERS	159	157				
Turnovers per game	14.5	14.3				
Turnover margin	-0.2	-				
Assist/turnover ratio	1.0	0.9				
STEALS	76	66				
Steals per game	6.9	6.0				
BLOCKS	56	40				
Blocks per game	5.1	3.6				
ATTENDANCE	61282	35239				
Home games-Avg/Game	7-8755	3-9003				
Neutral site-Avg/Game	-	1-8231				

Score by Periods	1st	2nd	OT	Totals
Washington	392	478	7	877
Opponents	377	427	10	814

2011-12 Washington Men's Basketball  
Washington Points-Rebounds-Assists (as of Dec 22, 2011)  
All games

Opponent	Date	Score		00	04	05	10	14	20	23
				GADDY,ABDU	STEWART,HI	N'DIAYE,AZ	BREUNIG,MA	WROTEN,TON	WEGNER,ALE	WILCOX,CJ
GEORGIA STATE	11/12/11	91-74	w	7-7-6	3-2-1	4-8-0	0-0-0	18-7-3	3-0-0	22-6-3
FLORIDA ATLANTIC	11/13/11	77-71	w	15-2-6	0-1-0	13-12-0	5-3-0	7-3-4	DNP	19-4-0
PORTLAND	11/14/11	93-63	w	15-5-5	0-0-3	11-7-1	0-1-0	11-5-6	3-0-0	17-4-3
at Saint Louis	11/20/11	64-77	L	5-3-2	DNP	11-6-0	3-1-1	14-3-1	DNP	4-3-2
HOUSTON BAPTIST	11/25/11	88-65	w	6-4-7	2-0-0	8-7-0	4-5-0	14-3-5	0-0-0	19-5-2
at Nevada	12/02/11	73-76	L	10-2-6	DNP	2-12-2	2-0-0	14-4-4	DNP	14-3-1
vs Marquette	12/6/11	77-79	L	4-1-2	DNP	4-13-0	0-0-0	13-6-3	DNP	15-3-0
at Duke	12/10/11	80-86	L	7-2-7	0-0-0	4-5-0	0-1-0	23-5-0	DNP	22-3-2
UC SANTA BARBARA	12/16/11	87-80	w	17-2-1	0-0-0	DNP	0-0-1	27-7-1	DNP	7-2-2
SOUTH DAKOTA STATE	12/18/11	73-92	L	7-0-7	0-0-0	DNP	2-3-0	23-4-3	DNP	12-3-3
CAL STATE NORTHRIDGE	12/22/11	74-51	w	4-0-8	2-0-0	11-7-0	4-3-0	12-2-5	0-2-0	9-3-0

Opponent	Date	Score		30	31	40	42	44
				SIMMONS,DE	ROSS,TERRE	KEMP,JR, S	SHERRER,BR	GANT,DARNE
GEORGIA STATE	11/12/11	91-74	w	4-5-2	11-4-0	1-1-0	0-0-0	18-2-0
FLORIDA ATLANTIC	11/13/11	77-71	w	2-4-0	14-5-2	DNP	DNP	2-5-2
PORTLAND	11/14/11	93-63	w	0-2-0	24-3-0	0-2-0	2-1-0	10-6-0
at Saint Louis	11/20/11	64-77	L	3-4-0	17-10-3	0-0-0	DNP	7-5-1
HOUSTON BAPTIST	11/25/11	88-65	w	10-6-2	13-13-2	4-1-0	1-3-0	7-2-1
at Nevada	12/02/11	73-76	L	6-5-1	18-5-5	0-0-0	DNP	7-7-0
vs Marquette	12/6/11	77-79	L	8-7-1	19-9-3	0-0-0	DNP	14-2-4
at Duke	12/10/11	80-86	L	2-6-3	16-7-2	DNP	DNP	6-4-0
UC SANTA BARBARA	12/16/11	87-80	w	9-8-0	16-5-2	2-1-0	DNP	9-8-1
SOUTH DAKOTA STATE	12/18/11	73-92	L	8-11-1	6-2-0	0-0-0	DNP	15-10-0
CAL STATE NORTHRIDGE	12/22/11	74-51	w	13-8-2	12-8-0	2-1-0	0-0-0	5-8-0

2011-12 Washington Men's Basketball  
 Washington Team Game-by-Game (as of Dec 22, 2011)  
 All games

TEAM STATISTICS

Opponent	Date	Score		Total		3-Pointers		Free throws		Rebounds				pf	a	t/o	blk	stl	pts	avg
				fg-fga	pct	3fg-fga	pct	ft-fa	pct	off	def	tot	avg							
GEORGIA STATE	11/12/11	91-74	W	32-62	.516	10-24	.417	17-28	.607	11	33	44	44.0	16	15	12	6	6	91	91.0
FLORIDA ATLANTIC	11/13/11	77-71	W	24-63	.381	5-12	.417	24-35	.686	18	24	42	43.0	23	14	17	7	6	77	84.0
PORTLAND	11/14/11	93-63	W	36-65	.554	12-20	.600	9-18	.500	10	28	38	41.3	17	18	11	6	9	93	87.0
at Saint Louis	11/20/11	64-77	L	25-59	.424	4-12	.333	10-16	.625	16	24	40	41.0	19	10	16	1	5	64	81.2
HOUSTON BAPTIST	11/25/11	88-65	W	34-72	.472	10-21	.476	10-21	.476	17	34	51	43.0	15	19	16	9	13	88	82.6
at Nevada	12/02/11	73-76	Lot	26-58	.448	6-21	.286	15-19	.789	14	27	41	42.7	22	19	21	6	8	73	81.0
vs Marquette	12/6/11	77-79	L	33-68	.485	6-20	.300	5-10	.500	18	28	46	43.1	24	13	16	7	3	77	80.4
at Duke	12/10/11	80-86	L	31-65	.477	5-17	.294	13-23	.565	11	25	36	42.2	29	14	14	0	7	80	80.4
UC SANTA BARBARA	12/16/11	87-80	W	30-63	.476	8-15	.533	19-30	.633	12	23	35	41.4	18	8	7	3	8	87	81.1
SOUTH DAKOTA STATE	12/18/11	73-92	L	26-63	.413	5-18	.278	16-22	.727	17	17	34	40.7	20	14	9	3	2	73	80.3
CAL STATE NORTHRIDG	12/22/11	74-51	W	28-61	.459	5-19	.263	13-21	.619	14	30	44	41.0	26	15	20	8	9	74	79.7
Washington		877		325-699	.465	76-199	.382	151-243	.621	158	293	451	41.0	229	159	159	56	76	877	79.7
Opponents		814		280-672	.417	77-201	.383	177-267	.663	138	252	390	35.5	206	139	157	40	66	814	74.0

Games played: 11  
 Points/game: 79.7  
 FG Pct: 46.5  
 3FG Pct: 38.2  
 FT Pct: 62.1

Rebounds/game: 41.0  
 Assists/game: 14.5  
 Turnovers/game: 14.5  
 Assist/turnover ratio: 1.0  
 Steals/game: 6.9  
 Blocks/game: 5.1

2011-12 Washington Men's Basketball  
 Washington Opponent Game-by-Game (as of Dec 22, 2011)  
 All games

OPPONENT STATISTICS

Opponent	Date	Score		Total		3-Pointers		Free throws		Rebounds				pf	a	t/o	blk	stl	pts	avg
				fg-fga	pct	3fg-fga	pct	ft-fa	pct	off	def	tot	avg							
GEORGIA STATE	11/12/11	91-74	W	28-68	.412	10-25	.400	8-17	.471	12	24	36	36.0	23	14	14	4	6	74	74.0
FLORIDA ATLANTIC	11/13/11	77-71	W	25-60	.417	8-20	.400	13-25	.520	16	23	39	37.5	26	15	19	6	5	71	72.5
PORTLAND	11/14/11	93-63	W	25-73	.342	4-19	.211	9-15	.600	20	23	43	39.3	17	10	15	1	3	63	69.3
at Saint Louis	11/20/11	64-77	L	28-53	.528	9-21	.429	12-16	.750	4	22	26	36.0	11	16	8	1	6	77	71.2
HOUSTON BAPTIST	11/25/11	88-65	W	21-65	.323	8-19	.421	15-22	.682	14	26	40	36.8	16	12	21	2	9	65	70.0
at Nevada	12/02/11	73-76	Lot	27-64	.422	7-19	.368	15-25	.600	14	21	35	36.5	19	13	12	5	7	76	71.0
vs Marquette	12/6/11	77-79	L	27-62	.435	6-17	.353	19-27	.704	11	21	32	35.9	14	20	10	3	7	79	72.1
at Duke	12/10/11	80-86	L	27-57	.474	5-17	.294	27-44	.614	13	28	41	36.5	21	13	14	7	7	86	73.9
UC SANTA BARBARA	12/16/11	87-80	W	31-65	.477	8-18	.444	10-16	.625	14	26	40	36.9	24	12	17	7	5	80	74.6
SOUTH DAKOTA STATE	12/18/11	73-92	L	28-51	.549	10-16	.625	26-32	.813	8	20	28	36.0	17	12	5	1	6	92	76.3
CAL STATE NORTHRIDG	12/22/11	74-51	W	13-54	.241	2-10	.200	23-28	.821	12	18	30	35.5	18	2	22	3	5	51	74.0
Opponents		814		280-672	.417	77-201	.383	177-267	.663	138	252	390	35.5	206	139	157	40	66	814	74.0
Washington		877		325-699	.465	76-199	.382	151-243	.621	158	293	451	41.0	229	159	159	56	76	877	79.7

Games played: 11  
 Points/game: 74.0  
 FG Pct: 41.7  
 3FG Pct: 38.3  
 FT Pct: 66.3

Rebounds/game: 35.5  
 Assists/game: 12.6  
 Turnovers/game: 14.3  
 Assist/turnover ratio: 0.9  
 Steals/game: 6.0  
 Blocks/game: 3.6

2011-12 Washington Men's Basketball  
 Washington Player High/Low Analysis (as of Dec 22, 2011)  
 All games

Washington - INDIVIDUAL GAME HIGHS

Points	27		Wroten, Tony vs UC Santa Barbara (12/16/11)
	24		Ross, Terrence vs Portland (11/14/11)
	23		Wroten, Tony vs South Dakota State (12/18/11)
	23		Wroten, Tony at Duke (12/10/11)
	22		Wilcox, C.J. at Duke (12/10/11)
	22		Wilcox, C.J. vs Georgia State (11/12/11)
Field Goals Made	11		Wroten, Tony vs UC Santa Barbara (12/16/11)
	10		Wilcox, C.J. at Duke (12/10/11)
Field Goal Att.	21		Wroten, Tony vs UC Santa Barbara (12/16/11)
	19		Wilcox, C.J. at Duke (12/10/11)
FG Pct (min 5 made)	.875	(7-8)	Gant, Darnell vs Georgia State (11/12/11)
	.750	(6-8)	Gaddy, Abdul vs Portland (11/14/11)
3-Point FG Made	6		Ross, Terrence vs Portland (11/14/11)
	5		Wilcox, C.J. vs Houston Baptist (11/25/11)
	5		Wilcox, C.J. vs Georgia State (11/12/11)
3-Point FG Att.	9		Wilcox, C.J. vs Marquette (12/6/11)
	9		Wilcox, C.J. vs Houston Baptist (11/25/11)
3-Pt FG Pct (min 2 made)	1.000	(2-2)	Simmons, Desmond vs Houston Baptist (11/25/11)
	.750	(6-8)	Ross, Terrence vs Portland (11/14/11)
Free Throws Made	6		Wroten, Tony vs South Dakota State (12/18/11)
	6		Wroten, Tony at Duke (12/10/11)
	6		Wroten, Tony at Nevada (12/02/11)
	6		Wilcox, C.J. vs Florida Atlantic (11/13/11)
Free Throw Att.	11		Wroten, Tony vs South Dakota State (12/18/11)
	9		Wroten, Tony vs UC Santa Barbara (12/16/11)
FT Pct (min 3 made)	1.000	(4-4)	Ross, Terrence vs UC Santa Barbara (12/16/11)
	1.000	(4-4)	Ross, Terrence at Nevada (12/02/11)
	1.000	(4-4)	Wilcox, C.J. vs Portland (11/14/11)
	1.000	(4-4)	Ross, Terrence vs Georgia State (11/12/11)
	1.000	(3-3)	Gaddy, Abdul at Saint Louis (11/20/11)
Rebounds	13		N'Diaye, Aziz vs Marquette (12/6/11)
	13		Ross, Terrence vs Houston Baptist (11/25/11)
Assists	8		Gaddy, Abdul vs Cal State Northridge (12/22/11)
	7		Gaddy, Abdul vs South Dakota State (12/18/11)
	7		Gaddy, Abdul at Duke (12/10/11)
	7		Gaddy, Abdul vs Houston Baptist (11/25/11)
Steals	6		Wroten, Tony vs Houston Baptist (11/25/11)
	4		Wilcox, C.J. vs Florida Atlantic (11/13/11)
Blocked Shots	5		N'Diaye, Aziz vs Georgia State (11/12/11)
	4		Wilcox, C.J. vs Marquette (12/6/11)
	4		N'Diaye, Aziz at Nevada (12/02/11)
	4		Ross, Terrence vs Houston Baptist (11/25/11)
Turnovers	6		Wroten, Tony vs Cal State Northridge (12/22/11)
	6		Wroten, Tony vs Houston Baptist (11/25/11)
Fouls	5		Ross, Terrence vs South Dakota State (12/18/11)
	5		Gant, Darnell at Duke (12/10/11)
	5		Gaddy, Abdul at Duke (12/10/11)
	5		Wroten, Tony at Duke (12/10/11)
	5		Wroten, Tony at Saint Louis (11/20/11)

2011-12 Washington Men's Basketball  
Washington Opponent High/Low Analysis (as of Dec 22, 2011)  
All games

OPPONENT INDIVIDUAL GAME HIGHS

Points	34		Wolters, Nate vs South Dakota State (12/18/11)
	31		Burton,Deonte at Nevada (12/02/11)
	25		CONKLIN, Brian at Saint Louis (11/20/11)
	24		Johnson, Orlando vs UC Santa Barbara (12/16/11)
	23		JOHNSON-ODOM, DARIUS vs Marquette (12/6/11)
Field Goals Made	10		Wolters, Nate vs South Dakota State (12/18/11)
	9		Burton,Deonte at Nevada (12/02/11)
	9		CONKLIN, Brian at Saint Louis (11/20/11)
Field Goal Att.	20		Wolters, Nate vs South Dakota State (12/18/11)
	18		Burton,Deonte at Nevada (12/02/11)
FG Pct (min 5 made)	.833	(5-6)	Callahan, Griffan vs South Dakota State (12/18/11)
	.625	(5-8)	Plumlee, Mason at Duke (12/10/11)
	.625	(5-8)	Bertone, Pablo vs Florida Atlantic (11/13/11)
3-Point FG Made	7		Richardson, Rashaad vs Georgia State (11/12/11)
	4		White, Chad vs South Dakota State (12/18/11)
	4		Burton,Deonte at Nevada (12/02/11)
	4		MITCHELL, Kwamain at Saint Louis (11/20/11)
3-Point FG Att.	10		Richardson, Rashaad vs Georgia State (11/12/11)
	9		Dawkins, Andre at Duke (12/10/11)
	9		MITCHELL, Kwamain at Saint Louis (11/20/11)
3-Pt FG Pct (min 2 made)	1.000	(3-3)	Callahan, Griffan vs South Dakota State (12/18/11)
	.750	(3-4)	Richardson, Shavar vs Florida Atlantic (11/13/11)
Free Throws Made	13		Wolters, Nate vs South Dakota State (12/18/11)
	9		JOHNSON-ODOM, DARIUS vs Marquette (12/6/11)
	9		Burton,Deonte at Nevada (12/02/11)
	9		Latas, Joe vs Houston Baptist (11/25/11)
Free Throw Att.	16		Wolters, Nate vs South Dakota State (12/18/11)
	14		Burton,Deonte at Nevada (12/02/11)
	14		Latas, Joe vs Houston Baptist (11/25/11)
FT Pct (min 3 made)	1.000	(6-6)	Hicks, Stephan vs Cal State Northridge (12/22/11)
	1.000	(4-4)	Dykstra, Jordan vs South Dakota State (12/18/11)
	1.000	(4-4)	Curry, Seth at Duke (12/10/11)
	1.000	(4-4)	Rivers, Austin at Duke (12/10/11)
	1.000	(4-4)	ELLIS, Cody at Saint Louis (11/20/11)
	1.000	(3-3)	Gantt, Greg vs Florida Atlantic (11/13/11)
Rebounds	14		Davis, Marcus vs Houston Baptist (11/25/11)
	11		Maxwell, Stephen vs Cal State Northridge (12/22/11)
Assists	7		Wolters, Nate vs South Dakota State (12/18/11)
	7		CASSITY, Kyle at Saint Louis (11/20/11)
	7		Taylor, Raymond vs Florida Atlantic (11/13/11)
Steals	4		Davis, Marcus vs Houston Baptist (11/25/11)
	4		MITCHELL, Kwamain at Saint Louis (11/20/11)
Blocked Shots	3		Plumlee, Miles at Duke (12/10/11)
	3		Hunt,Dario at Nevada (12/02/11)
	3		Penn, Kelvin vs Florida Atlantic (11/13/11)
	3		Buckner, Eric vs Georgia State (11/12/11)
Turnovers	7		Latas, Joe vs Houston Baptist (11/25/11)
	6		Greene, Josh vs Cal State Northridge (12/22/11)
	6		Johnson, Orlando vs UC Santa Barbara (12/16/11)
Fouls	5		Curry, Seth at Duke (12/10/11)
	5		Rivers, Austin at Duke (12/10/11)
	5		Czyz,Olek at Nevada (12/02/11)
	5		Buckner, Eric vs Georgia State (11/12/11)

2011-12 Washington Men's Basketball  
 Washington Team High/Low Analysis (as of Dec 22, 2011)  
 All games

Washington - TEAM GAME HIGHS

POINTS	93	PORTLAND (11/14/11)
	91	GEORGIA STATE (11/12/11)
	88	HOUSTON BAPTIST (11/25/11)
	87	UC SANTA BARBARA (12/16/11)
	80	at Duke (12/10/11)
FIELD GOALS MADE	36	PORTLAND (11/14/11)
	34	HOUSTON BAPTIST (11/25/11)
FIELD GOAL ATTEMPTS	72	HOUSTON BAPTIST (11/25/11)
	68	vs Marquette (12/6/11)
FIELD GOAL PERCENTAGE	.554 (36-65)	PORTLAND (11/14/11)
	.516 (32-62)	GEORGIA STATE (11/12/11)
3 PT FIELD GOALS MADE	12	PORTLAND (11/14/11)
	10	HOUSTON BAPTIST (11/25/11)
	10	GEORGIA STATE (11/12/11)
3 PT FG ATTEMPTS	24	GEORGIA STATE (11/12/11)
	21	at Nevada (12/02/11)
	21	HOUSTON BAPTIST (11/25/11)
3 PT FG PERCENTAGE	.600 (12-20)	PORTLAND (11/14/11)
	.533 (8-15)	UC SANTA BARBARA (12/16/11)
FREE THROWS MADE	24	FLORIDA ATLANTIC (11/13/11)
	19	UC SANTA BARBARA (12/16/11)
FREE THROW ATTEMPTS	35	FLORIDA ATLANTIC (11/13/11)
	30	UC SANTA BARBARA (12/16/11)
FREE THROW PERCENTAGE	.789 (15-19)	at Nevada (12/02/11)
	.727 (16-22)	SOUTH DAKOTA STATE (12/18/11)
REBOUNDS	51	HOUSTON BAPTIST (11/25/11)
	46	vs Marquette (12/6/11)
ASSISTS	19	at Nevada (12/02/11)
	19	HOUSTON BAPTIST (11/25/11)
STEALS	13	HOUSTON BAPTIST (11/25/11)
	9	CAL STATE NORTHRIDGE (12/22/11)
	9	PORTLAND (11/14/11)
BLOCKED SHOTS	9	HOUSTON BAPTIST (11/25/11)
	8	CAL STATE NORTHRIDGE (12/22/11)
TURNOVERS	21	at Nevada (12/02/11)
	20	CAL STATE NORTHRIDGE (12/22/11)
FOULS	29	at Duke (12/10/11)
	26	CAL STATE NORTHRIDGE (12/22/11)

2011-12 Washington Men's Basketball  
 Washington High/Low Analysis (as of Dec 22, 2011)  
 All games

Opponent - GAME HIGHS

POINTS	92		SOUTH DAKOTA STATE (12/18/11)
	86		at Duke (12/10/11)
	80		UC SANTA BARBARA (12/16/11)
	79		vs Marquette (12/6/11)
	77		at Saint Louis (11/20/11)
FIELD GOALS MADE	31		UC SANTA BARBARA (12/16/11)
	28		SOUTH DAKOTA STATE (12/18/11)
	28		at Saint Louis (11/20/11)
	28		GEORGIA STATE (11/12/11)
FIELD GOAL ATTEMPTS	73		PORTLAND (11/14/11)
	68		GEORGIA STATE (11/12/11)
FIELD GOAL PERCENTAGE	.549	(28-51)	SOUTH DAKOTA STATE (12/18/11)
	.528	(28-53)	at Saint Louis (11/20/11)
3 PT FIELD GOALS MADE	10		SOUTH DAKOTA STATE (12/18/11)
	10		GEORGIA STATE (11/12/11)
3 PT FG ATTEMPTS	25		GEORGIA STATE (11/12/11)
	21		at Saint Louis (11/20/11)
3 PT FG PERCENTAGE	.625	(10-16)	SOUTH DAKOTA STATE (12/18/11)
	.444	(8-18)	UC SANTA BARBARA (12/16/11)
FREE THROWS MADE	27		at Duke (12/10/11)
	26		SOUTH DAKOTA STATE (12/18/11)
FREE THROW ATTEMPTS	44		at Duke (12/10/11)
	32		SOUTH DAKOTA STATE (12/18/11)
FREE THROW PERCENTAGE	.821	(23-28)	CAL STATE NORTHRIDGE (12/22/11)
	.813	(26-32)	SOUTH DAKOTA STATE (12/18/11)
REBOUNDS	43		PORTLAND (11/14/11)
	41		at Duke (12/10/11)
ASSISTS	20		vs Marquette (12/6/11)
	16		at Saint Louis (11/20/11)
STEALS	9		HOUSTON BAPTIST (11/25/11)
	7		at Duke (12/10/11)
	7		vs Marquette (12/6/11)
	7		at Nevada (12/02/11)
BLOCKED SHOTS	7		UC SANTA BARBARA (12/16/11)
	7		at Duke (12/10/11)
TURNOVERS	22		CAL STATE NORTHRIDGE (12/22/11)
	21		HOUSTON BAPTIST (11/25/11)
FOULS	26		FLORIDA ATLANTIC (11/13/11)
	24		UC SANTA BARBARA (12/16/11)



2011-12 Washington Men's Basketball  
 Washington High/Low Analysis (as of Dec 22, 2011)  
 All games

Washington - GAME LOWS

POINTS	64		at Saint Louis (11/20/11)
	73		at Nevada (12/02/11)
	73		SOUTH DAKOTA STATE (12/18/11)
	74		CAL STATE NORTHRIDGE (12/22/11)
	77		FLORIDA ATLANTIC (11/13/11)
	77		vs Marquette (12/6/11)
FIELD GOALS MADE	24		FLORIDA ATLANTIC (11/13/11)
	25		at Saint Louis (11/20/11)
FIELD GOAL ATTEMPTS	58		at Nevada (12/02/11)
	59		at Saint Louis (11/20/11)
FIELD GOAL PERCENTAGE	.381	(24-63)	FLORIDA ATLANTIC (11/13/11)
	.413	(26-63)	SOUTH DAKOTA STATE (12/18/11)
3 PT FIELD GOALS MADE	4		at Saint Louis (11/20/11)
	5		FLORIDA ATLANTIC (11/13/11)
	5		at Duke (12/10/11)
	5		SOUTH DAKOTA STATE (12/18/11)
	5		CAL STATE NORTHRIDGE (12/22/11)
3 PT FG ATTEMPTS	12		FLORIDA ATLANTIC (11/13/11)
	12		at Saint Louis (11/20/11)
3 PT FG PERCENTAGE	.263	(5-19)	CAL STATE NORTHRIDGE (12/22/11)
	.278	(5-18)	SOUTH DAKOTA STATE (12/18/11)
FREE THROWS MADE	5		vs Marquette (12/6/11)
	9		PORTLAND (11/14/11)
FREE THROW ATTEMPTS	10		vs Marquette (12/6/11)
	16		at Saint Louis (11/20/11)
FREE THROW PERCENTAGE	.476	(10-21)	HOUSTON BAPTIST (11/25/11)
	.500	(5-10)	vs Marquette (12/6/11)
	.500	(9-18)	PORTLAND (11/14/11)
REBOUNDS	34		SOUTH DAKOTA STATE (12/18/11)
	35		UC SANTA BARBARA (12/16/11)
ASSISTS	8		UC SANTA BARBARA (12/16/11)
	10		at Saint Louis (11/20/11)
STEALS	2		SOUTH DAKOTA STATE (12/18/11)
	3		vs Marquette (12/6/11)
BLOCKED SHOTS	0		at Duke (12/10/11)
	1		at Saint Louis (11/20/11)
TURNOVERS	7		UC SANTA BARBARA (12/16/11)
	9		SOUTH DAKOTA STATE (12/18/11)
FOULS	15		HOUSTON BAPTIST (11/25/11)
	16		GEORGIA STATE (11/12/11)

2011-12 Washington Men's Basketball  
 Washington High/Low Analysis (as of Dec 22, 2011)  
 All games

Opponent - GAME LOWS

POINTS	51		CAL STATE NORTHRIDGE (12/22/11)
	63		PORTLAND (11/14/11)
	65		HOUSTON BAPTIST (11/25/11)
	71		FLORIDA ATLANTIC (11/13/11)
	74		GEORGIA STATE (11/12/11)
FIELD GOALS MADE	13		CAL STATE NORTHRIDGE (12/22/11)
	21		HOUSTON BAPTIST (11/25/11)
FIELD GOAL ATTEMPTS	51		SOUTH DAKOTA STATE (12/18/11)
	53		at Saint Louis (11/20/11)
FIELD GOAL PERCENTAGE	.241	(13-54)	CAL STATE NORTHRIDGE (12/22/11)
	.323	(21-65)	HOUSTON BAPTIST (11/25/11)
3 PT FIELD GOALS MADE	2		CAL STATE NORTHRIDGE (12/22/11)
	4		PORTLAND (11/14/11)
3 PT FG ATTEMPTS	10		CAL STATE NORTHRIDGE (12/22/11)
	16		SOUTH DAKOTA STATE (12/18/11)
3 PT FG PERCENTAGE	.200	(2-10)	CAL STATE NORTHRIDGE (12/22/11)
	.211	(4-19)	PORTLAND (11/14/11)
FREE THROWS MADE	8		GEORGIA STATE (11/12/11)
	9		PORTLAND (11/14/11)
FREE THROW ATTEMPTS	15		PORTLAND (11/14/11)
	16		at Saint Louis (11/20/11)
	16		UC SANTA BARBARA (12/16/11)
FREE THROW PERCENTAGE	.471	(8-17)	GEORGIA STATE (11/12/11)
	.520	(13-25)	FLORIDA ATLANTIC (11/13/11)
REBOUNDS	26		at Saint Louis (11/20/11)
	28		SOUTH DAKOTA STATE (12/18/11)
ASSISTS	2		CAL STATE NORTHRIDGE (12/22/11)
	10		PORTLAND (11/14/11)
STEALS	3		PORTLAND (11/14/11)
	5		FLORIDA ATLANTIC (11/13/11)
	5		UC SANTA BARBARA (12/16/11)
	5		CAL STATE NORTHRIDGE (12/22/11)
BLOCKED SHOTS	1		PORTLAND (11/14/11)
	1		at Saint Louis (11/20/11)
	1		SOUTH DAKOTA STATE (12/18/11)
TURNOVERS	5		SOUTH DAKOTA STATE (12/18/11)
	8		at Saint Louis (11/20/11)
FOULS	11		at Saint Louis (11/20/11)
	14		vs Marquette (12/6/11)