



WAKE FOREST 2011-12



2011-12 SCHEDULE/RESULTS

NOVEMBER (4-1)

2	LENOIR-RHYNE (Exh.)	W, 102-39
7	TUSCULUM (Exh.)	W, 65-40
15	MONMOUTH	W, 88-54
18	COPPIN STATE	W, 80-58
20	KANSAS	L, 73-74
23	MERCER	W, 90-44
25	JACKSONVILLE	W, 83-54

DECEMBER (6-2)

1	MINNESOTA	W, 82-65
4	at Seton Hall	W, 60-44
7	RADFORD	W, 90-67
11	DELAWARE (22/25)	L, 57-70
18	HOWARD	L, 59-63 (ot)
21	at SMU	W, 65-53
29	MARYLAND-E. SHORE	W, 77-45
31	DAVIDSON	W, 68-66

JANUARY (2-6)

6	DUKE* (7/6) (RSN)	L, 58-76
8	BOSTON COLLEGE*	W, 72-58
12	at Georgia Tech*	L, 67-71
16	NC STATE* (RSN)	L, 66-75
19	at Maryland* (8/7)	L, 58-86
22	CLEMSON*	W, 94-65
26	at Miami* (10/8) (ESPN3.com)	L, 39-64
29	NORTH CAROLINA* (25/25)	L, 71-75

FEBRUARY (5-3)

2	at Duke* (5/6)	L, 43-75
5	at Boston College* (RSN)	W, 73-60
9	FLORIDA STATE*	W, 65-55
12	at NC State* (ESPN2)	W, 70-57
16	GEORGIA TECH* (20/22)	L, 52-67
19	at Clemson*	W, 63-51
24	at Virginia* (RSN)	L, 55-61
26	VIRGINIA TECH*	W, 68-39

MARCH (3-1)

1	vs. Virginia Tech # (RSN)	W, 80-74
2	vs. Miami # (RSN)	W, 81-74
3	vs. Maryland # (ESPN2)	L, 58-73
15	at Charlotte ^	W, 72-61
18	at James Madison ^	2:00

Home games in **BOLD CAPS**.

* - ACC game

- ACC Tournament (Greensboro, N.C.)

^ - Women's NIT

WAKE FOREST MEDIA RELATIONS

PO Box 7426
Winston-Salem, NC
Phone: (336) 758-5640 / Fax: (336) 758-5140
Gary Petit, Assistant Director (WBK Contact)
Email: petitgm@wfu.edu
Office: (336) 758-1880
Cell: (740) 516-4370

GAME #34 ■ MARCH 18, 2012 ■ WNIT ■ AT JAMES MADISON ■ CONVOCATION CENTER



WAKE FOREST vs. JAMES MADISON

DEMON DEACONS

20-13, 7-9 ACC

DUKES

25-7, 14-4 CAA



DEACONS HEAD TO JMU FOR ROUND 2 OF WNIT

The Demon Deacons have advanced to the WNIT round of 32 for the second time and will face James Madison on Sunday, March 18. Tip-off is set for 2 p.m. from the Convocation Center.



LAST TIME OUT

- The Demon Deacons hit Charlotte with a couple of big runs and survived a late scare in securing a 72-61 victory in Charlotte on Thursday night in the opening round.
- The win was just the second opening round victory for the Demon Deacons in the WNIT.
- Senior Secily Ray did her best to make sure that wasn't her last game as she tied a season-high with 21 points. She nearly had a double-double with nine rebounds and also had four steals.
- Sophomore Chelsea Douglas hit four three-pointers en route to 14 points while juniors Lakevia Boykin and Sandra Garcia each finished with 13 points.
- Freshman Dearica Hamby was aggressive on the boards all night and recorded a season-high 11 rebounds.
- Charlotte had three players in double-figures led by Amanda Dowe who finished with 15 points and 19 rebounds. Jai Forney chipped-in with 13 points and Jennifer Hailey added 10.
- Wake forced Charlotte into 27 turnovers and converted those into 27 points.

MEET THE DUKES

- James Madison has won 10 of its last 12 games and stands at 25-7 overall.
- The Dukes defeated Davidson on Thursday evening 64-49 in Harrisonburg.
- Tarik Hislop leads the Dukes in scoring at 14.8 points per games and she has dished-out a team-high 118 assists. Hislop has also gotten to the line 170 times and is shooting over 77 percent from the stripe.
- Kirby Burkholder is the second Duke averaging double-figures at 10.6 points per contest. She has made a total of 110 field goals with 78 of them coming from behind the three-point arc.
- Nikki Newman is grabbing nearly eight rebounds per game and has recorded 45 blocks on the year.
- JMU head coach Kenny Brooks is in his 10th season at the helm and he holds a career-record of 223-94. He has taken the Dukes to the postseason each of the last three seasons.

SERIES HISTORY

- This will be the 9th meeting all-time between the two schools.
- The overall series is tied at 4-4 and each team has won twice on the others' home court.
- JMU has won the last two meetings, sweeping a home-and-home series in 2006 and 2007.
- The series started back in 1983 with the Deacs winning the first two contests..

WHAT'S INSIDE

Schedule Notes.....	2
Photo Roster	3
Wake Forest Game Notes	4-8
ACC.....	9
Head coach Mike Petersen.....	10
Coaching and Support Staff	11
Roster & Pronunciations	11
2011-12 Season Statistics	12-19
2011-12 Box Scores	20-25
Ind. Player Pages	26-39
Opponent Schedules	40-41
WNIT Bracket.....	42

SERIES HISTORY

Overall: Series tied 4-4
All Games at James Madison: 2-2
All Games at Wake Forest: 2-2
Neutral Site: 0-0
Mike Petersen vs. JMU: 0-2
Streak: Lost 2

ALL-TIME SERIES RESULTS

11/18/07	A	L	53-64
12/21/06	H	L	47-57
12/17/97	A	W	76-71
12/20/96	H	W	63-51
2/4/87	H	L	61-68
12/7/85	A	L	58-60
1/12/85	A	W	65-60
2/19/83	H	W	70-60

STATISTICAL COMPARISON






























	Wake	JMU
Overall Record	20-13	25-7
Conference Record	7-9	14-4
Scoring Offense	69.0	62.9
Scoring Defense	62.8	55.7
Scoring Margin	+6.2	+7.2
Rebounding Offense	40.3	44.9
Rebound Margin	-2.3	+4.2
FG Percentage	.399	.365
3-pt FG Percentage	.303	.273
FT Percentage	.654	.670
FG Percentage Defense	.375	.336
3-Pointers Per Game	5.0	3.9
Assists Per Game	13.8	11.9
Turnovers Per Game	17.5	15.2
Turnover Margin	+4.2	+1.4
Steals pg	11.5	7.7
Blocked Shots pg	3.6	4.7

WAKE FOREST'S PROJECTED STARTING LINEUP

G	G	F	F	C
1	22	23	25	31
BROOKE THOMAS SENIOR • ORLANDO, FLA.	LAKEVIA BOYKIN JUNIOR • RALEIGH, N.C.	SECILY RAY SENIOR • THOMASVILLE, N.C.	DEARICA HAMBY FRESHMAN • MARIETTA, GA.	LINDSY WRIGHT SOPHOMORE • DENVER, N.C.
PPG RPG APG SPG	PPG RPG APG SPG	PPG RPG SPG BPG	PPG RPG BPG SPG	PPG RPG BPG SPG
4.8 2.3 3.7 1.9	12.3 2.5 1.6 1.4	9.4 7.4 1.6 1.0	3.7 4.2 0.6 1.2	5.3 4.9 0.8 0.9

2011-12 DEMON DEACON BASKETBALL

WNIT ♦ WAKE FOREST AT JAMES MADISON ♦ MARCH 18, 2012 ♦ HARRISONBURG, VA.

	N2	LENOIR-RHYNE (Exh.)	W, 102-39	Deacs held L-R to just 4 FGs in the first half and led 45-17 at the break ... Freshman Dearica Hamby led six Demon Deacons in double-figures with 18.
	N7	TUSCULUM (Exh.)	W, 65-40	12 of the 14 Demon Deacons that played scored led by Secily Ray with 10 ... Wake raced out to a 14-1 lead and would force 31 Pioneer turnovers.
	N15	MONMOUTH	W, 88-54	Camille Collier returned to the floor and scored a game-high 17 pts on 5-of-6 from three ... Secily Ray had a double-double with 12p and 10r
	N18	COPPIN STATE	W, 80-58	Lindsay Wright scored a career-high 15 pts and tied her career-high with seven rebounds ... Deacs got a total of 62 points from its bench.
	N20	KANSAS	L, 73-74	The Deacon erased a 16-pt second-half deficit but a bucket with :05 seconds left gave KU the slim victory ... S. Ray led the way with 16p and 7r.
	N23	MERCER	W, 90-44	Asia Williams scored a career-high 16 points and grabbed a team-high five rebounds ... Wake forced 38 turnovers and got 62 pts from its bench.
	N25	JACKSONVILLE	W, 83-54	S. Garcia came off the bench to score 20 pts ... C. Douglas dished-out a career-high 7 assists ... WF blew the game open with a 15-0 run in the 1st half.
	D1	MINNESOTA	W, 82-65	Deacs raced out to a 20-0 and never trailed ... A. Williams notched her third-career double-double ... C. Douglas with a career-best 20 points.
	D4	at Seton Hall	W, 60-44	Chelsea Douglas and Lakevia Boykin scored 25 of Wake's 32 second-half points to help the Deacs pull-away ... Held SHU to just 21% shooting.
	D7	RADFORD	W, 90-67	L. Wright scored a career-best 18 pts ... S. Garcia matched her with 18 pts on 11-of-11 from the FT line ... Mike Petersen recorded his 300th victory.
	D11	DELAWARE	L, 57-70	Elena Delle Donne scored 30 pts and grabbed 13 rebounds for UD ... Chelsea Douglas hit four 3-pointers and finished with 15 pts.
	D18	HOWARD	L, 59-63 (OT)	Howard overcame a 21-point 2nd half deficit to force OT ... S. Doyle had 28 pts for the Bison ... S. Garcia recorded a double-double with 18p and 10r
	D21	at SMU	W, 65-53	Mykala Walker recorded her first career double-double with career-highs of 16 points and 11 rebounds ... Wake finished the game on a 14-2 run.
	D29	MARYLAND-ES	W, 77-45	Erin Hall exploded for a career-high 16 points on 4-of-9 from beyond the arc ... Deacons out-scored UMES in the second half 52-30
	D31	DAVIDSON	W, 68-66	S. Garcia scored a season-high 22 pts ... Back and forth battle with the lead changing hands 15 times ... WF committed a season 9 turnovers.
	J6	DUKE	L, 58-76	Duke's Elizabeth Williams recorded a triple-double with 18p, 16r and an ACC record 12 blocks ... Lakevia Boykin scored a career-high 25 points
	J8	BOSTON COLLEGE	W, 72-58	Deacs forced 18 first half turnovers ... L. Boykin and A. Williams led the way with 12 points ... Wake out-rebounded opp. for just 4th time this season.
	J12	at Georgia Tech	L, 67-71	Deacons rallied from a 10-pt second-half deficit ... L. Boykin led the team with 14 pts ... Wake out-rebounded Tech 43-41 but shot a season-low 10 FTs.
	J16	NC STATE	L, 66-75	NC State used a 23-4 run to build a lead and never trailed the rest of the way ... M. Walker notched her 2nd double-double with 14p and 10r.
	J19	at Maryland	L, 58-86	Maryland used a 19-2 run in the 2nd half to break the game open ... UM's T. Hawkins had 24 rebs and 18 pts ... C. Douglas led Wake with 15 pts.
	J22	CLEMSON	W, 94-65	Wake shot over 50 percent and made a season-high nine three-pointers ... L. Boykin led the way with 21 pts ... S. Garcia had 19 pts and 10 rbs.
	J26	at Miami	L, 39-64	Deacs shot a season-low 25 percent for the game ... Wake didn't score in the final seven minutes ... S. Ray led the way with nine pts and four rbs.
	J29	NORTH CAROLINA	L, 71-75	L. Boykin scored 21 pts and grabbed a career-best 8 rebs ... Carolina had 23 second chance points ... UNC's L. Broomfield had 20 pts and 18 rebs
	F2	at Duke	L, 43-75	Duke outscored Wake 46-18 in the paint and forced the Deacs into a season-high 27 turnovers ... C. Douglas led Wake with 11 pts ... S. Ray had 12 rbs.
	F5	at Boston College	W, 73-60	Deacons sweep series season ... L. Boykin led four Demon Deacons in double-figures with 21 pts ... S. Ray grabbed 12 rbs and scored 10 pts.
	F9	FLORIDA STATE	W, 65-55	B. Thomas became WF's all-time assists leader while L. Boykin led the way with 20 pts and a career-high 9 rbs ... WF shot a season-best 86 % from the line.
	F12	at NC State	W, 70-57	C. Douglas notched career-highs of 21 points and six rebounds ... Deacs finished the game on a 22-9 run ... Held State to just 31% from the floor.
	F16	GEORGIA TECH	L, 52-67	The Deacs finished with more turnovers (23) than made baskets (18) ... L. Boykin scored 16 pts ... S. Ray has 9 pts and 10 rbs ... L. Wright scored 12 pts.
	F19	at Clemson	W, 63-51	Deacs made a season-high 10 3-pointers and shot a season-best 48% from beyond the arc ... L. Wright and D. Hamby each grabbed a career-high 9 rbs.
	F24	at Virginia	L, 55-61	Wake led early by 13 but UVa went 4-of-6 from 3-pt land and held a 27-12 edge on the boards in the 2nd-half ... S. Ray scored her 1,00th career point.
	F26	VIRGINIA TECH	W, 68-39	Deacs opened the game on a 22-2 run ... S. Ray finished with 10 pts and a career-high 16 rbs ... L. Wright had her first double-double with 12 pts and 11 rbs
	M1-4	ACC Tournament (Greensboro, NC)		The Demon Deacons are the only team to win an ACC Tournament game each of the past four seasons.



DEMON DEACON BASKETBALL HISTORY

Years of Basketball	40
1st Season of Basketball	1971-72
All-Time Head Coaches	7
All-Time Record	477-607 (.440)
Winning Seasons	10
.500 Seasons	4
Losing Seasons	26
17+ Win Seasons	4
Record at Joel Coliseum	177-152 (.538)

ACC GAMES ONLY

Won-Loss Record	116-405 (.223)
Best ACC Finish	3rd (1987-88)
Winning Seasons	1
.500 Seasons	1
Losing Seasons	34

NCAA TOURNAMENT

Tournament Appearances	1 (1988)
Won-Loss Record	1-1

WNIT

Tournament Appearances	3
Last Appearance	2010 (1st round)
WNIT Won-Loss Record	2-3

NATIONAL RANKINGS

Total Weeks in the AP Poll	5
Highest AP Poll Rank	16th
Total Weeks in the Coaches Poll	16
Highest Coaches Poll Rank	15th

ACC HONORS

All-ACC Selections	26
ACC Player of the Year	-
ACC Rookie of the Year	1
ACC Coach of the Year	1
ACC All-Freshman Team	11
Academic All-ACC Selections	11
ACC Player of the Week	16
ACC Rookie of the Week	24
All-Tournament (1st Team)	3
All-Tournament (2nd Team)	5

NATIONAL HONORS

All-Americans	8 times (5 players)
Freshman All-Americans	3
Academic 1st Team All-Americans	1

2011-12 DEMON DEACON BASKETBALL

WNIT ♦ WAKE FOREST AT JAMES MADISON ♦ MARCH 18, 2012 ♦ HARRISONBURG, VA.

OVERALL ▪ 20-13
ACC ▪ 7-9

HOME ▪ 12-7
AWAY ▪ 6-5

LAST GAME ▪ W, 72-61 AT CHARLOTTE

	1	<p>BROOKE THOMAS ▪ PG 5-4 ▪ SR. ▪ ORLANDO, FLA. ▪ EDGEWATER 4.8 PPG ▪ 2.3 RPG ▪ 3.7 APG</p> <p>Last Game: Dished-out a team-high four assists to go along with three steals and two points.</p> <ul style="list-style-type: none"> • Has dished-out a school-record 510 career assists. • Has had at least one assist in 124 of her school-record 128 career games. 		15	<p>MILLESIA CALICOTT ▪ G 6-0 ▪ FR. ▪ WINSTON-SALEM, N.C. ▪ MOUNT TABOR 2.2 PPG ▪ 1.0 RPG ▪ 7.5 MPG</p> <p>Last Game: Grabbed one rebound and had one steal in nine minutes of action.</p> <ul style="list-style-type: none"> • Has grabbed at least one rebound in 16 of her 22 games. • Went 2-of-2 from beyond the arc against Clemson on Jan. 22.
	2	<p>ERIN HALL ▪ G 5-8 ▪ SO. ▪ NORCROSS, GA. ▪ WESLEYAN 2.7 PPG ▪ 0.5 RPG ▪ 6.2 MPG</p> <p>Last Game: Played just two minutes made her only three-point attempt.</p> <ul style="list-style-type: none"> • Has made a three-pointer in 4 of the last 6 games. • Scored a career-high 16 points behind a career-best four three-pointers in the win over Maryland-Eastern Shore. 		21	<p>SANDRA GARCIA ▪ C 6-3 ▪ JR. ▪ MIAMI, FLA. ▪ PLANT. AMERICAN HERITAGE 8.5 PPG ▪ 3.9 RPG ▪ 20.0 MPG</p> <p>Last Game: Was 5-of-9 from the floor and scored 13 points. Also had four rebounds and one assist.</p> <ul style="list-style-type: none"> • Has grabbed 4+ rebounds in 16 of the last 25 games after doing that once in the first seven. • Has scored in double-figures 15 times this season.
	3	<p>CAMILLE COLLIER ▪ G 5-7 ▪ GS. ▪ WASHINGTON, D.C. ▪ SIDWELL 2.9 PPG ▪ 0.3 RPG ▪ 12 3-PTS</p> <p>Last Game: Did not play.</p> <ul style="list-style-type: none"> • Tore her right ACL in the first half against Clemson. • Finished 7th in school history with 127 career 3-pointers. • Made 5 3-pointers in the season-opener against Monmouth. 		22	<p>LAKEVIA BOYKIN ▪ G 5-9 ▪ JR. ▪ RALEIGH, N.C. ▪ SOUTHEAST RALEIGH 12.3 PPG ▪ 2.5 RPG ▪ 1.6 APG</p> <p>Last Game: Was a perfect 6-of-6 from the free throw line and finished with 13 points and two assists.</p> <ul style="list-style-type: none"> • Has made at least 2 three-pointers 8 of the last 11 games. • Has six 20-point games this season and 7 for her career. • Has scored in double-figures in 17 of the last 21 games.
	5	<p>CHELSEA DOUGLAS ▪ PG 5-5 ▪ SO. ▪ ROCK HILL, S.C. ▪ HICKORY GROVE BAPTIST 11.2 PPG ▪ 1.9 RPG ▪ 3.2 APG</p> <p>Last Game: Connected on four three-pointers and finished with 14 points and two rebounds.</p> <ul style="list-style-type: none"> • Has scored in double-figures in 7-straight games. • Scored a career-high 21 points twice this season. • Named to the ACC All-Tournament Second Team. 		23	<p>SECILY RAY ▪ F 6-0 ▪ SR. ▪ THOMASVILLE, N.C. ▪ THOMASVILLE 9.4 PPG ▪ 7.4 RPG ▪ 1.6 SPG</p> <p>Last Game: Had a strong game, finishing with a season-high tying 21 points, nine rebounds and four steals.</p> <ul style="list-style-type: none"> • Is just the 3rd player in school-history with 1,000 points and 800 rebounds. • Is now 2nd in school-history with 109 career blocks.
	11	<p>PATRICE JOHNSON ▪ G 5-10 ▪ R-JR. ▪ WASHINGTON, D.C. ▪ H.D. WOODSON 1.1 PPG ▪ 1.1 RPG ▪ 6.0 MPG</p> <p>Last Game: Did not play.</p> <ul style="list-style-type: none"> • Has played in a total of 42 games in her career. • Is a quick guard that has the ability to drive the ball or score from the perimeter. 		25	<p>DEARICA HAMBY ▪ F 6-3 ▪ FR. ▪ MARIETTA, GA. ▪ NORCROSS 3.7 PPG ▪ 4.2 RPG ▪ 1.2 SPG</p> <p>Last Game: Grabbed a season-high 11 rebounds to go along with two steals and one block.</p> <ul style="list-style-type: none"> • Made her first career start at Duke on Feb. 2. • Pulled-down a season-high 11 rebounds at Charlotte. • Blocked a season-high three shots at Miami.
	13	<p>MYKALA WALKER ▪ F 6-0 ▪ JR. ▪ DULUTH, GA. ▪ DULUTH 5.1 PPG ▪ 4.8 RPG ▪ 1.3 SPG</p> <p>Last Game: Had a team-high two blocks to go along with four points and five rebounds.</p> <ul style="list-style-type: none"> • Has had a pair of double-doubles this season. • Grabbed a season-high 6 offensive rebounds three different times this season. 		31	<p>LINDSY WRIGHT ▪ C 6-3 ▪ SO. ▪ DENVER, N.C. ▪ EAST LINCOLN 5.3 PPG ▪ 4.9 RPG ▪ 0.9 SPG</p> <p>Last Game: Played a season-low tying eight minutes and finished with two points and two rebounds.</p> <ul style="list-style-type: none"> • Recorded her first career start against Mercer • Notched her first career double-double against VT. • Scored a career-high 18 points in the win over Radford.
	14	<p>LAURYN WEBSTER ▪ F 6-3 ▪ FR. ▪ MARIETTA, GA. ▪ MARIETTA 0.6 PPG ▪ 0.8 RPG ▪ 3.1 MPG</p> <p>Last Game: Did not play.</p> <ul style="list-style-type: none"> • Made her collegiate debut against Monmouth and grabbed a pair of rebounds. • Scored her first points from the free throw line vs. Coppin St. 		33	<p>ASIA WILLIAMS ▪ G 5-11 ▪ JR. ▪ DURHAM, N.C. ▪ HILLSIDE 8.1 PPG ▪ 5.2 RPG ▪ 2.7 APG</p> <p>Suffered a broken ankle early in the first half against NC State on Jan. 16 and will miss the rest of the season.</p> <ul style="list-style-type: none"> • Had scored in double-figures five times this season and grabbed 11 rebounds in two different games. • Was one of the team's toughest players.

2011-12 DEMON DEACON BASKETBALL

WNIT ♦ WAKE FOREST AT JAMES MADISON ♦ MARCH 18, 2012 ♦ HARRISONBURG, VA.

JAMES MADISON SERIES HISTORY

- This will be the 9th meeting all-time between the two schools.
- The series is tied four games apiece.
- Both teams hold a 2-2 record in home games.
- James Madison has won each of the last two meetings in the series, sweeping a home-and-home series in 2006 and 2007.
- The last game came in 2007 when JMU pulled-out a 64-53 victory in Harrisonburg on Nov. 18, 2007.
- Wake Forest won the first two games in the series, which started back in 1983.

LAST MEETING WITH JAMES MADISON

- James Madison's Jennifer Brown scored 16 points and Tamera Young added 14 to lead the Dukes to a 64-53 win over Wake Forest on Nov. 18, 2007 at the JMU Convocation Center.
- Corinne Groves led Wake Forest with a season-high 22 points.
- The game was a nip-and-tuck affair throughout the game. The lead changed hands early in the contest with Wake taking a 4-0 lead and JMU surging back to a 7-4 advantage. The Deacs enjoyed their last lead of the half at 8-7 after consecutive jump shots by Groves. JMU went ahead 9-8 on a layup by Jennifer Brown and built a six-point lead at 14-8. Wake closed the margin to one at 16-15 on a 3-pointer by Alex Tchanguou. JMU's lead at the break was four at 26-22.
- A three-point field goal by JMU's Jasmin Lawrence gave the Dukes a 29-22 lead. A pair of jumpers by Courtney Morris and a field goal by Christen Brown drew the Deacs within one at 29-28. Brown's 3-pointer with 15:44 to play knotted the game at 31. JMU ran off six straight points for a 37-31 lead before a pair of Groves field goals narrowed the gap to two at 37-35. After Tamera Young's bucket gave JMU a 39-35 lead, the Deacs answered with a three-pointer by Tiffany Roulhac and another Groves field goal to take a 40-39 lead with 9:31 to play.
- That would prove to be Wake Forest's final lead of the game. James Madison responded with a three-pointer by Dawn Evans, a jumper by Young and a fastbreak layup from Brown to go on top 46-40 with 7:49 remaining.
- Wake closed to within four points with 4:45 to play following an inside basket by Groves that made the score 50-46. Consecutive layups by JMU's Nina Uqdah and Brown pushed the lead back to eight and Wake Forest would not draw that close again for the remainder of the contest.

WHAT'S NEXT

- The winner of Sunday's game will take on the winner of the South Florida and Florida International contest. That game is being played Saturday night at South Florida.
- Wake Forest holds a 3-2 series edge with South Florida including a 78-63 victory over the Bulls in the second round of the WNIT in 2005.
- The Deacons have faced Florida International just twice in 1994 and 1995 and lost both meetings.

20 WINS FOR JUST THE SECOND TIME

- Wake Forest has won 20 games in a season for just the second time in school history.
- The only other 20-win team was the 1987-88 squad that went 23-8 and made the school's only NCAA Tournament appearance.

LAST TIME OUT - WON 72-61 AT CHARLOTTE

- Wake Forest let an 18-point second half lead slip but a strong finish allowed the Deacons to pull-out a 72-61 victory at Charlotte Thursday night
- Senior Secily Ray scored a season-high tying 21 points and finished one rebound shy of a double-double with nine boards for Wake. She was one of four Deacons in double-figures on the night as sophomore Chelsea Douglas netted 14 points while Lakevia Boykin and Sandra Garcia each chipped-in with 13 points.
- Freshman forward Dearica Hamby also had a nice night as she grabbed a season-high 11 rebounds.
- Charlotte was led by Amanda Dowe who scored 15 points and grabbed a game-high 19 rebounds. Jai Forney scored 13 points and Jennifer Hailey added 10 points five rebounds.
- Wake Forest shot 38.8 percent for the game and was 6-of-14 (42.9 percent) from long range. The Deacs also forced 27 Charlotte turnovers on the night which led to 27 Deacon points. Behind Dowe, the 49ers led 47-39 on the glass.
- The Deacons got off to a fast start thanks in large to part to Ray. She scored nine points in the first six minutes and helped Wake Forest build a 21-6 lead. The lead swelled to as many at 18 points but Charlotte mounted a comeback. The 49ers went on a 12-0 run to cut the lead to 32-26 but a 7-0 run for the Deacons allowed the Deacs to take a 39-29 lead at the break.
- The Deacons used an 8-0 run early in the second half to build another 18-point lead with just under 14 minutes to play. Charlotte countered with a 14-2 run over the next six minutes to trim the lead to 51-45 with eight minutes to go.
- The 49ers cut the margin to just one at 54-53 but a three-pointer from the wing by Boykin following a Wake Forest timeout, staved-off the Charlotte charge for the moment. After a couple of free throws from the 49ers, a lay-up by Ray sparked an 9-0 run to put the game away. The Deacs held on down the stretch and pulled-out a 72-61 victory.

MOVING ON IN WNIT

- Wake Forest has advanced to the round of 32 in the WNIT for just the second time in school-history.
- The Deacons won a pair of games in its first appearance in 2005 before falling in the third round at West Virginia.
- Wake Forest is 3-3 all time in this its fourth WNIT appearance.

FOUR-STRAIGHT IN ACC TOURNEY

- Wake Forest has now won an opening round game at the ACC Tournament in four-straight seasons.
- Wake is the only school in the ACC that has accomplished that feat.

BACK-TO-BACK

- Wake Forest won back-to-back games in the same year at the ACC Tournament for the first time in school-history.
- The Demon Deacons now 13 victories overall in the ACC Tournament.

WELCOME BACK TO THE SEMIS

- Wake Forest made its third appearance in the semifinals of the ACC Tournament this season.
- The Deacs played in the semifinals in both 1986 and 1988.
- Wake Forest is now 0-3 in the ACC Tournament semifinals and have yet to make a finals appearance.



CAREER GAMES PLAYED/STARTED

	GP	GS
Brooke Thomas	128	105
Secily Ray	127	94
Camielle Collier	100	32
Lakevia Boykin	97	69
Sandra Garcia	95	60
Asia Williams	78	6
Mykala Walker	85	44
Chelsea Douglas	65	13
Lindsay Wright	63	29
Erin Hall	46	0
Patrice Johnson	42	0
Dearica Hamby	33	12
Milleca Calicott	22	0
Lauryn Webster	9	0

GAMES STARTED STREAKS

	Current	Career Long
Lakevia Boykin	41	41
Secily Ray	33	38
Brooke Thomas	23	32
Mykala Walker	-	32
Sandra Garcia	-	22
Camielle Collier	-	21
Lindsay Wright	19	19
Dearica Hamby	12	12
Chelsea Douglas	-	4
Asia Williams	-	4

CAREER DOUBLE-DOUBLES

Player	2011-12	Career
Secily Ray	3	13
Sandra Garcia	3	11
Asia Williams	1	3
Mykala Walker	2	2
Lindsay Wright	1	1
Brooke Thomas	-	1

RECORDS VS. CONFERENCES

Conference	All-Time	11-12
ACC	136-412	9-10
*ACC Atlantic Div.	60-187	6-3
*ACC Coastal Div.	76-225	3-7
Atlantic-10	18-14	1-0
Atlantic Sun	21-10	2-0
Big 12	3-1	0-1
Big East	12-15	1-0
Big South	34-17	1-0
Big Ten	5-8	1-0
Colonial Athletic Assoc.	31-9	0-1
Conference USA	15-13	1-0
MEAC	31-5	2-1
NEC	3-0	1-0
SoCon	49-48	1-0

*ACC divisions are used for the sports of football and baseball only.

2011-12 DEMON DEACON BASKETBALL

WNIT ♦ WAKE FOREST AT JAMES MADISON ♦ MARCH 18, 2012 ♦ HARRISONBURG, VA.

RAY IS ONE OF THE BEST

- Senior forward Secily Ray is putting the finishing touches on a remarkable career.
- At just 6-0 tall, Ray has put up some impressive numbers for rebounds and blocks.
- Against Virginia Tech on Feb. 26, Ray grabbed her 800th career rebound and is currently third in school-history with 834 rebounds.
- She also scored her 1,000th career point one game earlier and is now just the third Demon Deacon with 1,000 career points and 800 career rebounds.
- Ray joins Tracy Connor (1,629p / 906r) and Wake Forest Hall of Famer Jenny Mitchell (1,728p / 1,006r) on that list.
- She has also swatted 34 shots this season, giving her a total of 109 blocks in her career, which is the second-highest total in school-history.

OH WHAT A "SENIOR" NIGHT

- Senior forward Secily Ray certainly enjoyed her Senior Night last Sunday against Virginia Tech.
- All Ray did was record her 13th career double-double with 10 points and a career-high tying 16 rebounds.
- She also dished-out a team-high three assists and had a team-best two blocks in 31 minutes of work.

THOMAS BREAKS CAREER ASSISTS MARK

- Senior point guard Brooke Thomas has played in every game since she stepped foot on campus in 2008 and recently broke Wake's career assists record.
- She dished-out nine assists against Florida State on Feb. 9, and surpassed Nicole Levesque's (1990-94) previous career mark of 488. Thomas currently has 510 career assists.
- Thomas is averaging 4.0 assists per game in her career which is the third-best average in school history.

WHY NOT PLAY THEM ALL

- Senior Brooke Thomas has not missed a game since stepping foot on campus in 2008 and currently holds the school-record for most games played in a career at 128.
- She passed the previous mark of 118 games played, which was held by Alex Tchangoue (2005-09) and Courtney Morris (2006-10).
- Thomas' 128 consecutive games also stands as a school-record for consecutive games played.

WIN BIG OR GO HOME

- Wake Forest had seven ACC wins this season and all seven of them came by 10 or points.
- That marks the first time in school-history that a team has won seven or more ACC games in a season by 10 or more points.
- The 1995-96 team went 6-10 and notched just four wins by 10 points or more.
- Wake's only team with better than a .500 record in ACC-play was the 1987-88 squad. That team went 9-7 but only one of the nine wins came by 10 or more points.

7 CONFERENCE WINS A RARITY

- Wake Forest recorded its seventh ACC victory in the regular season finale against Virginia Tech.
- This is just the third time in school-history that a team have won seven or more ACC games in a season.
- The 1987-88 team went 9-5 and still stands as the only team in school-history to finish with better than a .500 record.
- The 2009-10 team finished with a 7-7 record.

ROAD SUCCESS

- The Deacons won three ACC road games this season. That marks just the fourth time in school-history that a team has won three ACC road games.
- The most recent team to do it was the 1995-96 squad which won three ACC road games. The 1988-89 squad also won three road games.
- The team with the most ACC road victories in a season was the 1987-88 team that won four road contests.

RECORD VS. RANKED TEAMS

- Under head coach Mike Petersen, the Demon Deacons are 6-42 against ranked opponents.
- Four of the six wins are against ACC teams with two of those wins coming in 2009-10.
- Overall, Wake Forest has won 21 games against ranked teams.
- The Deacs downed No. 7 Miami on the quarterfinals of the ACC Tournament this season. That is tied for the highest-ranked opponent Wake Forest has even beaten.
- On Feb. 2, 1993, Wake past topped No. 7/9 Maryland 67-65.
- Wake is 1-8 on the year against ranked teams.

141 AND COUNTING...

- Wake Forest has made at least one three-point basket in 141 consecutive games.
- The last time the Deacs failed to make a three-pointer in a game was on Jan. 10, 2008 at Georgia Tech. In that game, Wake was 0-15 from beyond the arc.

FLAWLESS AGAINST THE EAGLES

- With the win on Sunday, Feb. 5 against Boston College, seniors Secily Ray and Brooke Thomas have completed their careers with a perfect 5-0 record against the Eagles.
- That marks the first senior class in school-history with an undefeated record against an ACC opponent.
- The Deacons defeated BC twice this season and once each of the duo's first three seasons.

DEACONS NAB THIRD VICTORY IN RALEIGH

- Wake Forest's victory on Sunday, Feb. 12 over NC State in Reynolds Coliseum was just the program's third victory all-time in Raleigh.
- The Deacs had not won since 2004 in that building.
- The win was made even sweeter with it coming on ESPN2 and being in front of a sold-out crowd of 8,560.

TOUGH STRETCH

- This season, Wake Forest had a stretch of games that may have been its toughest ever.
- In a five-game stretch that started on Jan. 19 at Maryland, the Deacons played four ranked-teams, including three top-10 ranked teams all on the road.
- The Deacs came out of that stretch with a 1-4 record, having fallen to all four ranked opponents.
- Wake dropped the first game of the stretch at No. 8/7 Maryland on Jan. 19, 86-58.
- They then knocked-off an un-ranked Clemson squad at home, 94-65. The 94 points were the most points scored by Wake Forest in a regulation ACC game.
- However, the Deacons would drop the final three games to No. 10 Miami, No. 25 North Carolina and to No. 5 Duke.



WAKE'S RECORD WHEN...

	Petersen Era	
	2011-12	125-122
Overall	20-13	125-122
At home	12-7	85-53
On road	6-5	23-59
At neutral sites	2-1	16-10
After a loss	7-5	47-66
In overtime	0-1	-
vs. ranked opponents	1-8	6-42
Decided by 3 pts or less	1-1	12-12
Decided by 4-5 points	0-3	10-13
Decided by 6-10 points	3-2	26-26
Decided by 11-20 points	8-4	35-34
Decided by 20+ points	8-3	42-37
Leading at half	18-3	105-18
Tied at half	0-3	1-7
Trailing at half	2-6	30-84
Wake shoots 40% or better	15-1	83-15
Wake shoots less than 40%	5-12	42-107
Wake out-shoots opponent	19-2	97-25
Opp. shoots 40% or better	5-9	25-86
Opp. shoots less than 40%	15-4	100-36
Wake out-rebounds opp.	9-2	78-33
Opp. out-rebounds Wake	11-11	38-86
Rebounds are tied	0-0	7-4
Wake shoots 70% or better from FT line	8-3	58-45
Wake has more FT att.	13-0	70-33
Opponent has more FT att.	5-11	47-86
Wake shoots 30% or better from 3-point range	15-5	81-48
Wake wins turnover battle	16-6	61-59
Opp. wins turnover battle	3-7	54-61
Turnovers are tied	1-0	9-7
Wake scores 100-plus points	0-0	5-0
Wake scores 90-99 points	3-0	6-0
Wake scores 80-89 points	6-0	27-2
Wake scores 70-79 points	6-2	30-11
Wake scores 60-69 points	6-2	41-29
Wake scores 50-59 points	0-7	15-49
Wake scores less than 50 pts	0-2	1-31
Opp. scores 100-plus points	0-0	0-2
Opp. scores 90-99 points	0-0	1-6
Opp. scores 80-89 points	0-1	2-15
Opp. scores 70-79 points	2-8	10-52
Opp. scores 60-69 points	6-4	28-31
Opp. scores 50-59 points	9-0	41-14
Opp. scores less than 50 pts	3-0	42-3
At Home		
In November	4-1	23-5
In December	4-2	26-10
In January	2-3	22-17
In February	2-1	12-18
On the Road		
In November	0-0	5-3
In December	2-0	8-9
In January	0-3	1-26
In February	3-2	10-19
In March	1-0	1-1

2011-12 DEMON DEACON BASKETBALL

WNIT ♦ WAKE FOREST AT JAMES MADISON ♦ MARCH 18, 2012 ♦ HARRISONBURG, VA.



MISCELLANEOUS STATS

STARTING LINEUP RECORD

Thomas, Boykin, Ray, Walker, Wright.....	9-5
Thomas, Boykin, Ray, Hamby, Wright.....	8-4
Thomas, Boykin, Ray, Walker, Garcia.....	2-2
Douglas, Boykin, Ray, Walker, Wright.....	1-2

WINNING THE OPENING TIP

Secily Ray.....	10-of-21
Dearica Hamby.....	5-of-12

3-POINT PLAY CONVERSIONS

Secily Ray.....	9-15
Sandra Garcia.....	7-8
Asia Williams.....	4-8
Mykala Walker.....	4-5
Brooke Thomas.....	3-4
Lakevia Boykin.....	2-4
Dearica Hamby.....	3-3
Chelsea Douglas.....	1-3
Lindsay Wright.....	1-4
Total.....	34-54 (.630)
Opponents.....	42-58 (.724)

CHARGES DRAWN

Sandra Garcia.....	19
Chelsea Douglas.....	5
Mykala Walker.....	5
Asia Williams.....	3
Brooke Thomas.....	3
Secily Ray.....	3
Millesa Calicott.....	2
Dearica Hamby.....	1
Total.....	41
Opp.....	28

TECHNICAL FOULS

Lindsay Wright.....	1
Sandra Garcia.....	1
Chelsea Douglas.....	1
Bench.....	1
Opp.....	8

TECHNICAL FOUL FREE THROWS

Camille Collier.....	5-6
Sandra Garcia.....	4-4
Lakevia Boykin.....	3-6
Chelsea Douglas.....	1-2
Opp.....	13-18

MISCELLANEOUS

	Wake	Opp
3-second violation	9	3
5-second violation	3	6
Backcourt violation	4	8
Lane violation	7	2
Shot clock violation	13	14

COACH PETERSEN'S SHIRT/VEST COMBINATION RECORD

White Shirt/Black Vest.....	11-7
Gold Shirt/Black Vest.....	7-3
White Shirt/Grey Vest.....	1-2
Pink Shirt/Black Vest.....	1-0
Pink Shirt/Grey Vest.....	0-1

DEACONS SHOWING THEIR BALANCE

- Wake Forest has had nine different players lead the team in scoring during a game this season.
- Graduate student Camille Collier opened the year with a 17-point performance against Monmouth. That was the sixth time in her career in which she had led the team in scoring.
- Erin Hall led the team for the first time in her career with 16 points in win over Maryland-Eastern Shore.
- Sandra Garcia scored a season-high 22 points against Davidson.
- Then Lakevia Boykin caught fire and scored a career-high 25 points to lead the team against Duke on Jan. 6.

MOST POINTS SCORED IN AN ACC GAME

- The 94 points that Wake Forest scored in the 94-65 victory over Clemson on Jan. 22, was the most points ever scored in a regulation ACC game in school-history.
- That eclipsed the old mark of 90 points scored in a 90-57 victory at home over Clemson on Jan. 10, 1987.
- The school-record for most points scored in any ACC game came last season when the Deacs downed NC State 100-94 in overtime. In that game, Wake scored 22 points in overtime, which was just one-point shy of the NCAA record for most points scored in an overtime period.

WILLIAMS WILL BE MISSED

- Junior guard Asia Williams was enjoying the best year of her career when it abruptly came to an end on Jan. 16 against NC State. Williams suffered a broken ankle early in the first half and will miss the rest of the season.
- The Durham, N.C. came into the year averaging just over three points and three rebounds per game. In 16 game before her injury, Williams averaged over eight points and five rebounds per contest.
- She notched her third-career double-double in the win over Minnesota and had scored in double-figures five times.
- Williams also pulled-down 11 rebounds two different times and matched her career-high with six assists on two occasions.
- Williams was the first guard off the bench and was averaging 21 minutes per game.
- She was also regarded as the toughest player on the squad.

NOT AGAIN!!!

- Graduate student Camille Collier suffered a torn right ACL prior to the 2010-11 season and was forced to miss the entire year.
- She returned to the court in the season-opener this season against Monmouth and had a tremendous game. She knocked down 5-of-6 three-point attempts and finished with a game-high 17 points.
- Her production didn't remain at that level as the season progressed but her leadership on the court did.
- Early in the first half against Clemson on Jan. 22, Collier once again torn her right ACL and unfortunately, her career came to an end.
- In her abbreviated career, Collier was one of the best three-point shooters in school-history. She made 115 three-pointers in her first three seasons, which were also riddled with meddling injuries.
- Collier finished her career seventh in school-history with 127 career three-pointers and wracked-up 593 career points in 100 games.

PETERSEN SETS WAKE FOREST WINS RECORD

- With a win over Minnesota on Dec. 1, 2011, head coach Mike Petersen became the all-time winningest women's basketball coach in school history.
- Petersen now has 124 victories at Wake Forest, breaking Joe Sanchez's old mark of 109 wins from 1985-92.
- Sanchez, who had a career record of 109-93, took the Deacons to its only NCAA Tournament in 1988.
- When Petersen came to Wake Forest prior to the start of the 2004-05 season, the program was in the midst of 12-straight seasons under .500. But Petersen promptly turned that around, guiding the team to wins in 10 of the first 11 games and ultimately finishing with a 17-15 record. He also took the team to its first postseason appearance since 1988.
- After a pair of tough seasons in 2005-06 and 2006-07, Petersen led the team to a 12-2 start in 2007-08 and a school-record 12-straight wins to start the 2008-09 season. In 2009, he took the team to the WNIT for the second time in his short tenure, becoming the first coach to lead two teams to postseason play. The Deacs finished with a 19-12 record, which marked the second-most wins in school-history.
- In 2009-10, Petersen guided a young Deacon squad to an 18-14 mark and a fifth place finish in the ACC. Last season, Wake went 15-17 and won an ACC Tournament game for the third-straight season, which is the first time that has happened in school-history.

PETERSEN WINS NO. 300

- With the win over Radford on Dec. 7, 2001, Wake Forest head coach Mike Petersen recorded his 300th career victory.
- Petersen has a career record of 313-249 (.557) in this his 18th season as a head coach.
- Petersen has a .500 or better record at all four of his coaching stops.
- He started his career at Gonzaga where he had a record of 64-48 in four years and won a WCC regular season crown.
- Petersen then spent four seasons as the head man at New Mexico State. He amassed a record of 81-38, which included a 24-8 season in 1993-94 and a trip to the WNIT.
- Prior to coming to Wake Forest, Petersen coached three seasons at TCU where he had a record of 42-41 and guided the Horned Frogs to their first winning season in school history.

GARCIA DOUBLE DIPS, AGAIN

- Junior center Sandra Garcia recorded 18 points and 10 rebounds against Howard on Dec. 18, marking her first double-double in over a year.
- Her last double-double came against Georgetown on Dec. 4, 2010, when she scored 10 points and had 10 rebounds.
- She then scored 19 points and grabbed 10 rebounds in the win over Clemson on Jan. 22. Seven of her 10 rebounds came on the offensive end.
- Garcia has three double-doubles on the year and a total of 11 for her career.
- She had seven double-doubles as a freshman and just one last season.

2011-12 DEMON DEACON BASKETBALL

WNIT ♦ WAKE FOREST AT JAMES MADISON ♦ MARCH 18, 2012 ♦ HARRISONBURG, VA.

WALKER BREAKS OUT

- Junior Mykala Walker has been a consistent performer for the Demon Deacons ever since she was inserted into the starting lineup midway through last season. But she had a breakout game at SMU on Dec. 21.
- Walker recorded her first career double-double with career-highs of 16 points and 11 rebounds.
- She had season-highs of 10 points and 6 rebounds at halftime.
- Then against NC State on Jan. 16, Walker notched her second-career double-double with 14 points and 10 rebounds.
- Those are the two only 10+ rebound games of her career. She has also scored 10 or more points in a game six times in her career.

GARCIA PERFECT FROM THE LINE

- Junior Sandra Garcia scored a game-high 18 points in the win over Radford on Dec. 7. In the game, she was a perfect 11-for-11 from the free throw line.
- She is the first Demon Deacon to make 11 free throws in a game since Brittany Waters was 11-of-12 at Florida State on Feb. 7, 2010.
- Garcia's perfect game from the line was bested only by two players in school history. Nicole Levesque went 14-for-14 at Maryland on Feb. 26, 1994 and Beth Davis went 14-for-14 vs. Duke on Feb. 16, 1991.

DOUGLAS AND BOYKIN COME THROUGH IN THE CLUTCH AGAINST THE PIRATES

- After the Deacons squandered their five-point halftime lead at Seton Hall on Dec. 4, sophomore Chelsea Douglas and junior Lakevia Boykin stepped-up and spurred Wake to a decisive 60-44 victory.
- Both players were held scoreless in the first half but combined to score 25 of the team's 32 points in the second half.
- Douglas made three three-pointers and finished with a game-high 14 points and four assists.
- Boykin netted 11 points and was a perfect 6-of-6 from the free throw line.

WAKE'S MAGIC NUMBER IS 70

- Under head coach Mike Petersen, the Demon Deacons have a record of 68-13 when they score 70 or more points.
- Since 2004-05, when the Deacons score less than 70 points in a game, they are just 56-109.
- The Deacs have topped the 70-point mark 16 times this season and are 14-2 in those games.
- In Petersen's first year, 2004-05, Wake was 13-2 when scoring 70+ and 4-13 when scoring less than 70.
- Wake topped the 70-point mark 11 times last season and averaged 66.5 points per game.
- The Deacs were a perfect 4-0 when scoring 70+ in 2009-10.

LEADING THE TEAM

- Following is the number of times a player led Wake Forest in scoring, rebounding, assists and steals in their career.
- If two or more players tied for the team lead, all were credited for that game:

Player	Points	Rebounds	Assists	Steals
Lakevia Boykin	16	2	15	13
Millesa Calicott	0	0	0	0
Camille Collier	6	0	3	5
Chelsea Douglas	17	1	21	10
Sandra Garcia	19	21	1	6

Erin Hall	1	0	1	0
Dearica Hamby	0	6	0	7
Patrice Johnson	0	0	0	2
Secily Ray	15	44	9	20
Brooke Thomas	3	1	76	45
Mykala Walker	3	9	1	11
Lauryn Webster	0	0	0	0
Asia Williams	2	12	6	10
Lindsay Wright	4	7	0	4

DEACONS INK FOUR FOR CLASS OF 2012

- Head coach Mike Petersen announced this fall that Wake Forest has signed four student-athletes for the class of 2012.
- Petersen explained that they were in need of a point guard and found a good one in Celina Rodrigo. He also expressed that they look each season to add depth inside and Kandice Ball will fill that role.
- Petersen expressed that they also try and add good basketball players who are good athletes and that's where Kelila Atkinson and Christelle Shembo fit in.

Celina Rodrigo

Marietta, Ga. / Hillgrove High School
5-7 / Point Guard

Is a senior at Hillgrove High School ... Member of the 2011 Nike National Silver Championship Team ... Named to the All-Metro and All-County Teams in 2010-11 ... Was also named to the All-County Tip-off Club in 2010-11 ... Has earned All-Region honors as a sophomore and as a junior ... Listed as a Top-100 Recruit by All-Star Girls Report ... Received a scouts grade of 89 according to ESPN HoopGurlz ... Owns the Georgia High School 5-A single-game record with 17 assists.

Kelila Atkinson

Upper Marlboro, Md. / Riverdale Baptist High School
5-11 / Wing

Is a senior at Riverdale Baptist School, playing for Diane Richardson ... Is an ESPN HoopGurlz Top-100 prospect ... Ranked No. 85 in the Class of 2012 and No. 13 at the wing position according to ESPN HoopGurlz ... Received a scouts grade of 92 ... Named Riverdale's Defensive Player of the Year in 2009-10 ... Is also a member of the Riverdale volleyball team.

Christelle Shembo

Charlotte, N.C. / Ardrey Kell High School
6-1 / Forward

Plays for Tina Lawrence at Ardrey Kell High School ... Was named to the Southwest 4A All-Conference Team in 2010-11 as well as the Charlotte Observer All-Observer Team ... Has earned a total of three varsity letters ... Brother Prince Shembo is a linebacker on the Norte Dame football team.

Kandice Ball

Pulaski, Va. / Oak Hill Academy
6-3 / Forward

Is playing this season at Oak Hill Academy after attending Pulaski County High School from 2008-10 ... Earned first team All-District honors in 2009-10 ... Received a scouts grade of 90 according to ESPN HoopGurlz ... Is ranked as the No. 30 forward in the class of 2012 according to ESPN HoopGurlz.



GAMES SCORED IN DOUBLE-FIGURES

Player	11-12	Career
Secily Ray	14	50
Sandra Garcia	15	47
Lakevia Boykin	22	41
Chelsea Douglas	21	36
Camille Collier	2	24
Brooke Thomas	-	18
Asia Williams	5	12
Mykala Walker	3	6
Lindsay Wright	6	7
Erin Hall	1	4
Patrice Johnson	-	2
Dearica Hamby	1	1

20-POINT GAMES

Player	11-12	Career
Sandra Garcia	2	8
Lakevia Boykin	6	7
Camille Collier	-	6
Secily Ray	2	6
Chelsea Douglas	3	3

10-REBOUND GAMES

Player	11-12	Career
Secily Ray	8	25
Sandra Garcia	3	17
Asia Williams	2	4
Mykala Walker	2	3
Lindsay Wright	1	1
Dearica Hamby	1	1

CLUTCH FREE THROW SHOOTING

FINAL FIVE MINUTES

Player	FTM	FTA	PCT.
Lakevia Boykin	22	24	.917
Brooke Thomas	11	13	.846
Chelsea Douglas	34	43	.791
Sandra Garcia	9	12	.750
Mykala Walker	9	13	.692
Secily Ray	10	16	.625
Patrice Johnson	3	5	.600
Lauryn Webster	3	6	.500
Millesa Calicott	2	4	.500
Camille Collier	1	2	.500
Asia Williams	3	7	.429
Dearica Hamby	3	8	.375

FINAL TWO MINUTES

Player	FTM	FTA	PCT.
Lakevia Boykin	18	20	.900
Brooke Thomas	8	9	.889
Chelsea Douglas	21	27	.778
Secily Ray	6	8	.750
Mykala Walker	5	8	.625
Sandra Garcia	5	8	.625
Millesa Calicott	2	4	.500
Dearica Hamby	3	6	.500
Asia Williams	1	3	.333
Lauryn Webster	0	2	.000

FINAL MINUTE

Player	FTM	FTA	PCT.
Chelsea Douglas	14	16	.875
Lakevia Boykin	14	16	.875
Brooke Thomas	6	7	.857
Mykala Walker	5	7	.714
Sandra Garcia	4	6	.667
Secily Ray	1	2	.500
Dearica Hamby	1	2	.500
Asia Williams	1	3	.333
Lauryn Webster	0	2	.000

2011-12 DEMON DEACON BASKETBALL

WNIT ♦ WAKE FOREST AT JAMES MADISON ♦ MARCH 18, 2012 ♦ HARRISONBURG, VA.



ACC ALL-TOURNAMENT TEAM

FIRST TEAM

Alyssa Thomas, Maryland - MVP
Sasha Goodlett, Georgia Tech
Marissa Kastanek, NC State
Lynetta Kizer, Maryland
Tyaunna Marshall, Georgia Tech

SECOND TEAM

Chelsea Gray, Duke
Chelsea Douglas, Wake Forest
Tianna Hawkins, Maryland
Shawnice Wilson, Miami
Metra Walthour, Georgia Tech

ALL-ACC TEAM

ALL-ACC FIRST TEAM

Chelsea Gray, Duke
Shenise Johnson, Miami
Alyssa Thomas, Maryland
Elizabeth Williams, Duke
Riquana Williams, Miami

ALL-ACC SECOND TEAM

Sasha Goodlett, Georgia Tech
Tianna Hawkins, Maryland
Tyaunna Marshall, Georgia Tech
Ariana Moorer, Virginia
Chay Shegog, North Carolina

ALL-ACC THIRD TEAM

Cierra Bravard, Florida State
Bonae Holston, NC State
Natasha Howard, Florida State
Haley Peters, Duke
Stefanie Yderstrom, Miami

ALL-ACC HONORABLE MENTION

Laura Broomfield, North Carolina
Lakevia Boykin, Wake Forest
Ataira Franklin, Virginia
Marissa Kastanek, NC State
Lynetta Kizer, Maryland
Laurin Mincy, Maryland

ALL-ACC FRESHMAN TEAM

Nikki Dixon, Clemson
Elizabeth Williams, Duke*
Sydney Wallace, Georgia Tech
Brene Moseley, Maryland
Brittany Rountree, North Carolina

* - 2012 ACC Rookie of the Year

ACC STANDINGS

(As of March 4)

TEAM	CONFERENCE	OVERALL
Duke	15-1 -- .938	24-5 .828 L1
Miami	14-2 1 .875	25-5 .833 L1
Maryland	12-4 3 .750	28-4 .875 W7
Georgia Tech	12-4 3 .750	24-8 .750 L1
Virginia	9-7 6 .563	22-10 .688 L1
North Carolina	9-7 6 .563	20-11 .645 L1
Wake Forest	7-9 8 .438	19-13 .594 L1
Florida State	6-10 9 .375	14-17 .452 L2
NC State	5-11 10 .313	18-15 .545 L1
Virginia Tech	3-13 12 .188	7-23 .233 L9
Boston College	2-14 13 .125	7-23 .233 L4
Clemson	2-14 13 .125	6-22 .214 L8

WAKE AMONG ACC LEADERS

(As of March 4)

TEAM STATISTICS

CATEGORY	STAT	RANK
Scoring Offense	68.9	6th
Scoring Defense	62.9	8th
Scoring Margin	+6.0	7th
Field Goal Percentage	.399	7th
Field Goal Pct Defense	.375	5th
Three-Point Percentage	.299	9th
Three-Point Pct Defense	.290	5th
Three-Point FGs Made	4.9/gm	3rd
Free Throw Percentage	.655	9th
Rebounding Offense	40.3	7th
Rebounding Defense	42.4	12th
Rebounding Margin	-2.1	9th
Blocked Shots	3.6	9th
Assists	13.9	6th
Steals	11.5	4th
Turnover Margin	+3.9	4th
Assist/Turnover Ratio	0.8	6th

INDIVIDUAL LEADERS

PLAYER	STAT	RANK
LAKEVIA BOYKIN		
3-pt FG per game	1.6	6th
3-pt FG percentage	.349	9th
Points per game	12.3	t-15th

CHELSEA DOUGLAS

Assist/Turnover Ratio	1.3	7th
Assists per game	3.3	9th
3-pt FG per game	1.5	10th
Free throw percentage	.736	13th
3-pt FG percentage	.303	14th
Points per game	11.1	24th

SANDRA GARCIA

Field Goal Pct.	.490	8th
-----------------	------	-----

SECILY RAY

Offensive rebounds per game	3.3	5th
Rebounds per game	7.3	9th
Blocked shots per game	1.0	14th

BROOKE THOMAS

Assists per game	3.7	5th
Assist/Turnover Ratio	1.3	8th
Steals per game	1.9	11th

WAKE FOREST QUICK FACTS

GENERAL INFORMATION

Name of School	Wake Forest University
City (Zip)	Winston-Salem, N.C. (27109)
Founded	1834 in Wake Forest, N.C.
Enrollment	4,569 (undergraduate)
Nickname	Demon Deacons
School Colors	Old Gold & Black
Fight Song	"O Here's To Wake Forest"
Arena	Lawrence Joel Veterans Memorial Coliseum
Capacity / Opened	14,665 / 1989-90
Conference	Atlantic Coast Conference
President	Dr. Nathan O. Hatch
Faculty Athletic Representative	Dr. Richard Carmichael
Athletics Director	Ron Wellman
Sr. Assoc. Athletic Director/SWA	Barbara Walker
Athletic Department Phone	(336) 758-5616
Ticket Office Phone	(888) 758-DEAC
Press Row Phone	(336) 727-2945

BASKETBALL STAFF

Head Coach	Mike Petersen
Associate Head Coach	Natasha Adair
Assistant Coach	Bob Clark
Assistant Coach	Rachel Stockdale
Director of Player Development/Scouting	Jason Eshbaugh
Director of Basketball Operations	Kendra Eaton

MEDIA RELATIONS

Assistant Director (Basketball Contact)	Gary Petit
Petit's Office Phone	(336) 758-1880
Petit's Cell Phone	(740) 516-4370
Petit's Email	petitgm@wfu.edu
Administrative Assistant (Credentials)	Emily Richey
Richey's Email	richeyem@wfu.edu
Associate AD/Media Relations	Steve Shutt
Shutt's Cell Phone	(336) 970-7512
Shutt's Email	shuttsj@wfu.edu
Associate Director	Scott Wortman
Assistant Director	Steven Wright
Media Relations Assistant	Alex Botoman
Media Relations Intern	Brendan Bergen
Media Relations Office Phone	(336) 758-5640
Media Relations Office Fax	(336) 758-5140
Mailing Address	PO Box 7426, Winston-Salem, NC 27109
Shipping Address	1834 Wake Forest Rd, 310 Miller Center Winston-Salem, NC 27106
Website	www.WakeForestSports.com

RADIO INFORMATION

Network	Wake Forest Sports Network from IMG College
IMG College Phone Number	(336) 831-0700
Play-By-Play Announcers	Cabell Philpott
Philpott's Email	cphilpott@ispsports.com
	Alex Vispoli
Vispoli's Email	alexvispoli@gmail.com
	David Shumate
Color Analyst	Roper Halverson
Halverson's Email	rohalverson@novanthealth.org

2011-12 DEMON DEACON BASKETBALL

WNIT ♦ WAKE FOREST AT JAMES MADISON ♦ MARCH 18, 2012 ♦ HARRISONBURG, VA.

MIKE PETERSEN



THE MIKE PETERSEN FILE

BACKGROUND

- Born — April 18, 1958
- Hometown — Eureka, Calif.

FAMILY

- Wife — Patty
- Children — sons Riley (23), Jake (19)

EDUCATION

- College of the Redwoods — 1976-78
- Northwest Christian College — 1978-83

PLAYING HISTORY

- College of the Redwoods — 1976-78
- Northwest Christian College — 1978-83

COACHING HISTORY

- 1980-82 Northwest Christian College Assistant (men's) coach
- 1983-85 University of Oregon Assistant (women's) coach
- 1985-89 Gonzaga Head (women's) coach
- 1989-92 University of Oregon Assistant (men's) coach
- 1992-96 New Mexico State Head (women's) coach
- 1996-99 TCU Head (women's) coach
- 1999-2004 Minnesota, Associate head (men's) coach
- 2004-Present Wake Forest University Head (women's) coach

Head Coach
8th Year • NW Christian, 1983

- Petersen is in his eighth season at the helm
- He is the all-time winningest women's basketball coach in school-history. He recorded his 110th career victory at Wake Forest on Dec. 1, 2011, surpassing Joe Sanchez' old mark of 109 wins.
- Petersen also recorded his 300th career victory this season in a win over Radford on Dec. 7, 2011.
- When Petersen took over at Wake Forest, the program was coming off its 13th-straight non-winning season.
- He guided the Deacons to 17 wins in his first season and an appearance in the WNIT.
- In 2008-09, Petersen led Wake to a 19-12 record and another appearance in the WNIT.
- The 19 wins were the second-most wins in school-history.
- Petersen is the only coach in school-history to lead the Demon Deacons to three-straight postseason

appearances.

- Petersen started his head coaching career at Gonzaga (1985-89). He won 65 games over those four seasons.
- After Gonzaga, he spent four years at the helm of the New Mexico State women's program. He had an 81-38 record with the Aggies and guided them to their first postseason appearance.
- In three years at TCU, Petersen amassed a 42-41 record, which included the programs first winning season in 1998-99.
- Petersen attended Northwest Christian College where he played from 1978-83.
- In 2007, he was inducted into the Northwest Christian College Athletic Hall of Fame.
- Peter and his wife Patty have two sons, Riley (23), who graduated from Wake Forest in 2011, and Jake (19) who is attending Appalachian State.

WAKE FOREST COACHING & SUPPORT STAFF



NATASHA ADAIR
Assoc. Head Coach
8th Season



BOB CLARK
Assistant Coach
5th Season



RACHEL STOCKDALE
Assistant Coach
1st Season



JASON ESHAUGH
Dir. of Player Development
8th Season



KENDRA EATON
Coor. of Basketball Ops.
1st Season



GREG BRITTENHAM
Dir., Athletic Performance
1st Season



SCOTT SPERNOGA
Sports Medicine
12th Season



CRAIG ZAKRZEWSKI
Equipment Manager
10th Season



MARY ANN JUSTUS
Admin. Assistant
11th Season

PETERSEN'S CAREER COACHING RECORD

GONZAGA 65-48 (.575)

1985-86	21-10	Reached NAIA District Finals
1986-87	11-16	NCAA Division I transition
1987-88	18-9	West Coast Conference Regular Season Champions
1988-89	15-13	20-5 at home over last two years

NEW MEXICO STATE 81-38 (.681)

1992-93	17-11	No returning starters from previous year
1993-94	24-8	WNIT Tournament; First postseason victory
1994-95	20-9	Big West Conference Regular Season Champions
1995-96	20-10	Coached All-American Anita Maxwell

TEXAS CHRISTIAN 42-41 (.501)

1996-97	13-14	Nation's fifth-most improved team; school record for wins
1997-98	13-15	Tied previous year's school record for wins
1998-99	16-12	First winning season in school history

WAKE FOREST 125-122 (.506)

2004-05	17-15	First winning season in 14 years; WNIT appearance
2005-06	12-16	Continued to build program with young squad
2006-07	9-20	Was 7-4 at home in non-conference action
2007-08	15-15	Finished 13-3 in non-conference games
2008-09	19-12	Second-most wins in school-history; WNIT appearance
2009-10	18-14	Finished fifth in the ACC; made the postseason for the second-straight season
2010-11	15-17	Tied for seventh in the ACC; Recorded 100th victory at Wake Forest
2011-12	20-13	

OVERALL HEAD COACHING RECORD: (18TH YEAR) 313-249 (.557)

2011-12 DEMON DEACON BASKETBALL

WNIT ♦ WAKE FOREST AT JAMES MADISON ♦ MARCH 18, 2012 ♦ HARRISONBURG, VA.

ROSTER BREAKDOWN

BY CLASS

Grad Students (1)

Camille Collier

Seniors (2)

Secily Ray
Brooke Thomas

Juniors (5)

Lakevia Boykin
Sandra Garcia
Patrice Johnson
Mykala Walker
Asia Williams

Sophomores (3)

Chelsea Douglas
Erin Hall
Lindsay Wright

Freshmen (3)

Millesa Calicott
Dearica Hamby
Lauryn Webster

BY STATE/COUNTRY

North Carolina (6)

Lakevia Boykin (Raleigh)
Millesa Calicott (Winston-Salem)
Chelsea Douglas (Charlotte)
Secily Ray (Thomasville)
Asia Williams (Durham)
Lindsay Wright (Denver)

Florida (2)

Sandra Garcia (Miami)
Brooke Thomas (Orlando)

Georgia (4)

Erin Hall (Norcross)
Dearica Hamby (Marietta)
Mykala Walker (Duluth)
Lauryn Webster (Marietta)

Washington, D.C. (2)

Camille Collier
Patrice Johnson

BY HEIGHT

Lindsay Wright.....	6-3
Sandra Garcia.....	6-3
Dearica Hamby.....	6-3
Lauryn Webster.....	6-3
Millesa Calicott.....	6-0
Secily Ray.....	6-0
Mykala Walker.....	6-0
Asia Williams.....	5-11
Patrice Johnson.....	5-10
Lakevia Boykin.....	5-9
Erin Hall.....	5-9
Camille Collier.....	5-7
Chelsea Douglas.....	5-5
Brooke Thomas.....	5-4

NUMERICAL ROSTER

No.	Name	Pos.	Ht.	Yr.	Hometown	Previous School
1	Brooke Thomas***	Guard	5-4	Sr.	Orlando, Fla.	Edgewater
2	Erin Hall*	Guard	5-9	So.	Norcross, Ga.	Wesleyan
3	Camille Collier***	Guard	5-7	GS	Washington, D.C.	Sidwell Friends
5	Chelsea Douglas*	Guard	5-5	SO	Rock Hill, S.C.	Hickory Grove Baptist
11	Patrice Johnson**	Guard	5-10	RS Jr.	Washington, D.C.	H.D. Woodson
13	Mykala Walker**	Forward	6-0	Jr.	Duluth, Ga.	Duluth
14	Lauryn Webster	Forward	6-3	Fr.	Marietta, Ga.	Marietta
15	Millesa Calicott	Guard	6-0	Fr.	Winston-Salem, N.C.	Mount Tabor
21	Sandra Garcia**	Center	6-3	Jr.	Miami, Fla.	Plantation American Heritage
22	Lakevia Boykin**	Guard	5-9	Jr.	Raleigh, N.C.	Southeast Raleigh
23	Secily Ray***	Forward	6-0	Sr.	Thomasville, N.C.	Thomasville
25	Dearica Hamby	Forward	6-3	Fr.	Marietta, Ga.	Norcross
31	Lindsay Wright*	Center	6-3	So.	Denver, N.C.	East Lincoln
33	Asia Williams**	Guard	5-11	Jr.	Durham, N.C.	Hillside

* Denotes letters earned.

ALPHABETICAL ROSTER

No.	Name	Pos.	Ht.	Yr.	Hometown	Previous School
22	Lakevia Boykin**	Guard	5-9	Jr.	Raleigh, N.C.	Southeast Raleigh
15	Millesa Calicott	Guard	6-0	Fr.	Winston-Salem, N.C.	Mount Tabor
3	Camille Collier***	Guard	5-7	GS	Washington, D.C.	Sidwell Friends
5	Chelsea Douglas*	Guard	5-5	So.	Rock Hill, S.C.	Hickory Grove Baptist
21	Sandra Garcia**	Center	6-3	Jr.	Miami, Fla.	Plantation American Heritage
2	Erin Hall*	Guard	5-9	So.	Norcross, Ga.	Wesleyan
25	Dearica Hamby	Forward	6-3	Fr.	Marietta, Ga.	Norcross
11	Patrice Johnson**	Guard	5-10	RS Jr.	Washington, D.C.	H.D. Woodson
23	Secily Ray***	Forward	6-0	Sr.	Thomasville, N.C.	Thomasville
1	Brooke Thomas***	Guard	5-4	Sr.	Orlando, Fla.	Edgewater
13	Mykala Walker**	Forward	6-0	Jr.	Duluth, Ga.	Duluth
14	Lauryn Webster	Forward	6-3	Fr.	Marietta, Ga.	Marietta
33	Asia Williams**	Guard	5-11	Jr.	Durham, N.C.	Hillside
31	Lindsay Wright*	Center	6-3	So.	Denver, N.C.	East Lincoln

* Denotes letters earned.

COACHING & SUPPORT STAFF

Head Coach

Mike Petersen (Northwest Christian College '83) / 8th season at Wake Forest

Associate Head Coach

Natasha Adair (South Florida '94) / 8th season at Wake Forest

Assistant Coach

Bob Clark (Towson '84) / 5th season at Wake Forest

Assistant Coach

Rachel Stockdale (NC State '06) / 1st season at Wake Forest

Dir. of Player Development/Scouting

Jason Eshbaugh (Grove City College '01) / 8th season at Wake Forest

Coordinator of Basketball Operations

Kendra Eaton (Western Carolina '09) / 1st season at Wake Forest

Student-Athlete Services

Jane Caldwell (UNC Greensboro) / 13th season at Wake Forest

Sports Medicine

Scott Spernoga (Penn State '97) / 12th season at Wake Forest

Strength & Conditioning

Greg Brittenham (Nebraska-Kearney, '86) / 1st season at Wake Forest

Administrative Assistant

Mary Ann Justus (Eastern Kentucky '76) / 11th season at Wake Forest

Media Relations

Gary Petit (Baldwin-Wallace '06) / 4th season at Wake Forest

Equipment

Craig Zakrzewski (Wake Forest '00) / 10th season at Wake Forest

PRONUNCIATION GUIDE

Camille Collier ca-MEAL
Mykala Walker ma-KAY-la
Lauryn Webster LORE-in
Millesa Calicott... ma-LISS-ah CAL-eh-cott

Lakevia Boykin la-KEY-via BOY-kin
Secily Ray SESS-ah-lee
Dearica Hamby de-AIR-eh-ca

2011-12 DEMON DEACON BASKETBALL

WNIT ♦ WAKE FOREST AT JAMES MADISON ♦ MARCH 18, 2012 ♦ HARRISONBURG, VA.

2011-12 SEASON STATISTICS

RECORD:	OVERALL	HOME	AWAY	NEUTRAL
ALL GAMES	20-13	12-7	6-5	2-1
CONFERENCE	7-9	4-4	3-5	0-0
NON-CONFERENCE	13-4	8-3	3-0	2-1

#	Player	gp-gs	Total		3-Point		F-Throw		Rebounds				pf	dq	a	to	blk	stl	pts	avg			
			min	avg	fg-fga	fg%	3fg-fga	3fg%	ft-fga	ft%	off	def									tot	avg	
22	Lakevia Boykin	33-33	953	28.9	149-402	.371	52-150	.347	55-68	.809	34	49	83	2.5	44	1	52	50	2	45	405	12.3	
05	Chelsea Douglas	33-3	807	24.5	127-362	.351	51-161	.317	64-89	.719	7	55	62	1.9	58	0	106	82	2	38	369	11.2	
23	Secily Ray	33-33	903	27.4	111-256	.434	0-3	.000	89-137	.650	110	133	243	7.4	75	3	46	84	34	52	311	9.4	
21	Sandra Garcia	33-4	661	20.0	108-219	.493	11-49	.224	55-70	.786	55	75	130	3.9	68	1	18	50	18	15	282	8.5	
33	Asia Williams	16-0	316	19.8	51-101	.505	1-8	.125	18-33	.545	25	53	78	4.9	40	1	41	42	0	32	121	7.6	
31	Lindsay Wright	33-29	610	18.5	72-147	.490	0-0	.000	32-66	.485	55	107	162	4.9	97	1	10	33	25	30	176	5.3	
13	Mykala Walker	31-21	672	21.7	61-163	.374	2-18	.111	33-53	.623	55	93	148	4.8	96	2	26	52	17	41	157	5.1	
01	Brooke Thomas	33-30	620	18.8	55-157	.350	3-16	.188	45-67	.672	19	56	75	2.3	59	1	123	94	1	64	158	4.8	
25	Dearica Hamby	33-12	540	16.4	49-126	.389	6-26	.231	17-38	.447	49	88	137	4.2	42	1	12	43	19	38	121	3.7	
03	Camille Collier	16-0	141	8.8	14-40	.350	12-33	.364	6-9	.667	1	4	5	0.3	5	0	6	6	0	10	46	2.9	
02	Erin Hall	25-0	155	6.2	25-68	.368	17-55	.309	1-2	.500	3	9	12	0.5	12	0	6	9	0	6	68	2.7	
15	Millesa Calicott	22-0	165	7.5	16-48	.333	9-21	.429	7-11	.636	8	15	23	1.0	17	0	7	12	0	8	48	2.2	
11	Patrice Johnson	9-0	54	6.0	3-17	.176	0-2	.000	4-7	.571	4	6	10	1.1	8	0	4	4	0	1	10	1.1	
14	Lauryn Webster	9-0	28	3.1	1-4	.250	0-0	.000	3-6	.500	1	6	7	0.8	6	0	0	5	0	1	5	0.6	
Team											76	79	155			1			12				
Total.....		33	6625	842-2110		.399	164-542	.303	429-656	.654	502	828	1330	40.3	628	11	457	578	118	381	2277	69.0	
Opponents.....		33	6625	734-1957		.375	132-457	.289	474-695	.682	513	892	1405	42.6	564	-	386	718	169	285	2074	62.8	

TEAM STATISTICS	WF	OPP	Date	Opponent	Score	Att.				
SCORING	2277	2074	11/15/11	MONMOUTH	w 88-54	371				
Points per game	69.0	62.8	11/18/11	COPPIN STATE	w 80-58	447				
Scoring margin	+6.2	-	11/20/11	KANSAS	L 73-74	452				
FIELD GOALS-ATT	842-2110	734-1957	11/23/11	MERCER	w 90-44	413				
Field goal pct	.399	.375	11/25/11	JACKSONVILLE	w 83-54	409				
3 POINT FG-ATT	164-542	132-457	& 12/01/11	MINNESOTA	w 82-65	358				
3-point FG pct	.303	.289	12/04/11	at Seton Hall	w 60-44	485				
3-pt FG made per game	5.0	4.0	12/07/11	RADFORD	w 90-67	621				
FREE THROWS-ATT	429-656	474-695	12/11/11	DELAWARE	L 57-70	507				
Free throw pct	.654	.682	12/18/11	HOWARD	Lot 59-63	612				
F-Throws made per game	13.0	14.4	12/21/11	at SMU	w 65-53	498				
REBOUNDS	1330	1405	12/29/11	MD.-EASTERN SHORE	w 77-45	317				
Rebounds per game	40.3	42.6	12/31/11	DAVIDSON	w 68-66	388				
Rebounding margin	-2.3	-	* 01/06/12	DUKE	L 58-76	1358				
ASSISTS	457	386	* 01/08/12	BOSTON COLLEGE	w 72-58	512				
Assists per game	13.8	11.7	* 01/12/12	at Georgia Tech	L 67-71	904				
TURNOVERS	578	718	* 01/16/12	NC STATE	L 66-75	1182				
Turnovers per game	17.5	21.8	* 01/19/12	at Maryland	L 58-86	4091				
Turnover margin	+4.2	-	* 01/22/12	CLEMSON	w 94-65	894				
Assist/turnover ratio	0.8	0.5	* 01/26/12	at Miami	L 39-64	1648				
STEALS	381	285	* 01/29/12	NORTH CAROLINA	L 71-75	3246				
Steals per game	11.5	8.6	* 02/02/12	at Duke	L 43-75	4160				
BLOCKS	118	169	* 02/05/12	at Boston College	w 73-60	963				
Blocks per game	3.6	5.1	* 02/09/12	FLORIDA STATE	w 65-55	684				
ATTENDANCE	14981	47560	* 02/12/12	at NC State	w 70-57	8560				
Home games-Avg/Game	19-788	11-2441	* 02/16/12	GEORGIA TECH	L 52-67	743				
Neutral site-Avg/Game	-	3-6905	* 02/19/12	at Clemson	w 63-51	926				
Score by Periods	1st	2nd	OT	Totals						
Wake Forest	1094	1176	7	2277	* 02/24/12	at Virginia	L 55-61	3988		
Opponents	901	1162	11	2074	* 02/26/12	VIRGINIA TECH	w 68-39	1467		
							% 03/01/12	vs Virginia Tech	w 80-74	5203
							% 03/02/12	vs Miami	w 81-74	7462
							% 03/03/12	vs Maryland	L 58-73	8049
							^ 03/15/12	at Charlotte	w 72-61	623

* = Conference game
 & = Big Ten/ACC Challenge
 % = ACC Tournament (Greensboro, N.C.)
 ^ = WNIT

2011-12 DEMON DEACON BASKETBALL

WNIT ♦ WAKE FOREST AT JAMES MADISON ♦ MARCH 18, 2012 ♦ HARRISONBURG, VA.

2011-12 ACC STATISTICS

RECORD:	OVERALL	HOME	AWAY	NEUTRAL
ALL GAMES	7-9	4-4	3-5	0-0
CONFERENCE	7-9	4-4	3-5	0-0
NON-CONFERENCE	0-0	0-0	0-0	0-0

##	Player	gp-gs	min	avg	Total		3-Point		F-Throw		Rebounds				Other				pts	avg		
					fg-fga	fg%	3fg-fga	3fg%	ft-fa	ft%	off	def	tot	avg	pf	dq	a	to			blk	stl
22	Lakevia Boykin	16-16	518	32.4	85-222	.383	34-94	.362	24-30	.800	19	31	50	3.1	22	1	24	29	0	26	228	14.3
05	Chelsea Douglas	16-0	394	24.6	63-164	.384	26-83	.313	21-30	.700	0	27	27	1.7	27	0	49	39	1	17	173	10.8
23	Secily Ray	16-16	455	28.4	52-120	.433	0-1	.000	27-51	.529	58	69	127	7.9	40	1	23	43	25	23	131	8.2
33	Asia Williams	4-0	74	18.5	11-20	.550	0-0	.000	5-8	.625	11	7	18	4.5	9	0	6	9	0	6	27	6.8
31	Lindsay Wright	16-15	330	20.6	37-85	.435	0-0	.000	19-30	.633	26	56	82	5.1	51	1	3	15	11	10	93	5.8
21	Sandra Garcia	16-1	289	18.1	34-96	.354	6-31	.194	17-26	.654	27	35	62	3.9	29	1	9	18	9	8	91	5.7
01	Brooke Thomas	16-16	297	18.6	27-73	.370	2-9	.222	18-32	.563	12	27	39	2.4	32	0	65	53	0	24	74	4.6
13	Mykala Walker	14-8	320	22.9	25-76	.329	2-13	.154	12-21	.571	28	42	70	5.0	38	0	8	35	8	17	64	4.6
25	Dearica Hamby	16-8	301	18.8	28-81	.346	4-16	.250	7-18	.389	22	44	66	4.1	22	0	4	24	12	17	67	4.2
15	Millesa Calicott	13-0	104	8.0	10-27	.370	6-12	.500	3-7	.429	5	10	15	1.2	11	0	2	8	0	4	29	2.2
02	Erin Hall	14-0	79	5.6	11-32	.344	8-28	.286	0-0	.000	3	5	8	0.6	4	0	3	5	0	1	30	2.1
11	Patrice Johnson	4-0	25	6.3	3-8	.375	0-0	.000	1-3	.333	2	2	4	1.0	4	0	2	2	0	1	7	1.8
14	Lauryn Webster	2-0	2	1.0	0-0	.000	0-0	.000	0-0	.000	0	0	0	0.0	1	0	0	0	0	0	0	0.0
03	Camille Collier	4-0	12	3.0	0-3	.000	0-3	.000	0-0	.000	0	0	0	0.0	0	0	0	1	0	0	0	0.0
Team											41	37	78					10				
Total.....		16	3200		386-1007	.383	88-290	.303	154-256	.602	254	392	646	40.4	290	4	198	291	66	154	1014	63.4
Opponents.....		16	3200		375-958	.391	65-225	.289	220-331	.665	255	431	686	42.9	246	-	213	313	90	142	1035	64.7

TEAM STATISTICS	WF	OPP	Date	Opponent	Score	Att.
SCORING	1014	1035	* 01/06/12	DUKE	L 58-76	1358
Points per game	63.4	64.7	* 01/08/12	BOSTON COLLEGE	w 72-58	512
Scoring margin	-1.3	-	* 01/12/12	at Georgia Tech	L 67-71	904
FIELD GOALS-ATT	386-1007	375-958	* 01/16/12	NC STATE	L 66-75	1182
Field goal pct	.383	.391	* 01/19/12	at Maryland	L 58-86	4091
3 POINT FG-ATT	88-290	65-225	* 01/22/12	CLEMSON	w 94-65	894
3-point FG pct	.303	.289	* 01/26/12	at Miami	L 39-64	1648
3-pt FG made per game	5.5	4.1	* 01/29/12	NORTH CAROLINA	L 71-75	3246
FREE THROWS-ATT	154-256	220-331	* 02/02/12	at Duke	L 43-75	4160
Free throw pct	.602	.665	* 02/05/12	at Boston College	w 73-60	963
F-Throws made per game	9.6	13.8	* 02/09/12	FLORIDA STATE	w 65-55	684
REBOUNDS	646	686	* 02/12/12	at NC State	w 70-57	8560
Rebounds per game	40.4	42.9	* 02/16/12	GEORGIA TECH	L 52-67	743
Rebounding margin	-2.5	-	* 02/19/12	at Clemson	w 63-51	926
ASSISTS	198	213	* 02/24/12	at Virginia	L 55-61	3988
Assists per game	12.4	13.3	* 02/26/12	VIRGINIA TECH	w 68-39	1467
TURNOVERS	291	313				
Turnovers per game	18.2	19.6	* = Conference game			
Turnover margin	+1.4	-	& = Big Ten/ACC Challenge			
Assist/turnover ratio	0.7	0.7	% = ACC Tournament (Greensboro, N.C.)			
STEALS	154	142				
Steals per game	9.6	8.9				
BLOCKS	66	90				
Blocks per game	4.1	5.6				
ATTENDANCE	10086	25240				
Home games-Avg/Game	8-1261	8-3155				
Neutral site-Avg/Game	-	0-0				

Score by Periods	1st	2nd	Totals
Wake Forest	486	528	1014
Opponents	456	579	1035

2011-12 DEMON DEACON BASKETBALL

WNIT ♦ WAKE FOREST AT JAMES MADISON ♦ MARCH 18, 2012 ♦ HARRISONBURG, VA.

GAME-BY-GAME POINTS-REBOUNDS-ASSISTS

Opponent	Date	Score	01 THOMAS,BRO	02 HALL,ERIN	03 COLLIER,CA	05 DOUGLAS,CH	11 JOHNSON,PA	13 WALKER,MYK	14 WEBSTER,LA	
MONMOUTH	11/15/11	88-54	w	6-0-5	5-0-1	17-2-1	12-0-4	0-0-0	4-2-0	0-2-0
COPPIN STATE	11/18/11	80-58	w	4-0-1	3-0-1	13-1-1	14-5-3	1-0-1	0-2-1	2-1-0
KANSAS	11/20/11	73-74	L	6-4-5	DNP	0-0-0	8-4-2	DNP	4-2-4	0-0-0
MERCER	11/23/11	90-44	w	5-3-4	3-1-0	0-0-1	11-0-5	2-1-0	9-5-1	1-1-0
JACKSONVILLE	11/25/11	83-54	w	4-3-6	0-0-0	4-0-0	6-4-7	0-4-0	10-5-1	0-1-0
MINNESOTA	12/01/11	82-65	w	9-2-1	DNP	0-0-0	20-2-6	DNP	5-0-0	DNP
at Seton Hall	12/04/11	60-44	w	2-0-1	DNP	5-0-0	14-2-4	DNP	2-6-0	DNP
RADFORD	12/07/11	90-67	w	7-3-2	0-0-0	0-0-0	14-2-5	0-1-1	5-4-2	0-2-0
DELAWARE	12/11/11	57-70	L	6-2-1	DNP	6-1-1	15-1-0	DNP	4-0-0	DNP
HOWARD	12/18/11	59-63	L	2-4-0	DNP	0-1-0	1-1-4	DNP	6-7-1	DNP
at SMU	12/21/11	65-53	w	5-1-5	0-0-0	0-0-1	7-2-6	DNP	16-11-1	DNP
MD.-EASTERN SHORE	12/29/11	77-45	w	2-4-10	16-0-0	1-0-1	7-1-4	DNP	4-6-1	2-0-0
DAVIDSON	12/31/11	68-66	w	6-3-6	8-2-1	DNP	0-1-1	DNP	8-5-0	DNP
DUKE	01/06/12	58-76	L	2-2-5	3-0-1	DNP	0-1-3	DNP	5-5-0	DNP
BOSTON COLLEGE	01/08/12	72-58	w	8-1-5	0-1-0	DNP	6-2-3	DNP	2-4-2	DNP
at Georgia Tech	01/12/12	67-71	L	3-3-7	3-0-1	DNP	11-1-3	DNP	5-5-0	DNP
NC STATE	01/16/12	66-75	L	6-4-4	3-1-0	0-0-0	13-1-1	DNP	14-10-1	DNP
at Maryland	01/19/12	58-86	L	0-1-3	0-0-0	0-0-0	15-2-5	3-0-1	6-9-0	0-0-0
CLEMSON	01/22/12	94-65	w	5-6-6	4-0-1	0-0-0	5-1-11	2-1-0	6-4-0	DNP
at Miami	01/26/12	39-64	L	4-2-2	0-0-0	DNP	4-2-0	DNP	0-5-0	DNP
NORTH CAROLINA	01/29/12	71-75	L	2-1-4	DNP	DNP	13-1-5	DNP	6-5-2	DNP
at Duke	02/02/12	43-75	L	6-3-3	0-0-0	DNP	11-2-0	0-3-0	DNP	DNP
at Boston College	02/05/12	73-60	w	7-3-7	DNP	DNP	11-2-2	DNP	DNP	DNP
FLORIDA STATE	02/09/12	65-55	w	8-5-9	0-0-0	DNP	9-2-1	DNP	8-4-1	DNP
at NC State	02/12/12	70-57	w	4-3-1	8-2-0	DNP	21-6-4	DNP	1-1-0	DNP
GEORGIA TECH	02/16/12	52-67	L	2-1-2	0-0-0	DNP	5-0-5	DNP	0-2-0	DNP
at Clemson	02/19/12	63-51	w	7-4-2	3-1-0	DNP	15-2-2	DNP	1-7-1	DNP
at Virginia	02/24/12	55-61	L	7-0-3	3-2-0	DNP	19-1-1	DNP	4-4-0	0-0-0
VIRGINIA TECH	02/26/12	68-39	w	3-0-2	3-1-0	0-0-0	15-1-3	2-0-1	6-5-1	DNP
vs Virginia Tech	03/01/12	80-74	w	5-2-4	0-1-0	DNP	21-4-3	DNP	6-2-0	DNP
vs Miami	03/02/12	81-74	w	6-2-2	DNP	DNP	18-4-1	DNP	2-7-4	DNP
vs Maryland	03/03/12	58-73	L	7-3-1	0-0-0	DNP	14-0-2	DNP	4-9-1	DNP
at Charlotte	03/15/12	72-61	w	2-0-4	3-0-0	DNP	14-2-0	DNP	4-5-1	DNP

Opponent	Date	Score	15 CALICOTT,M	21 GARCIA,SAN	22 BOYKIN,LAK	23 RAY,SECILY	25 HAMBY,DEAR	31 WRIGHT,LIN	33 WILLIAMS,A	
MONMOUTH	11/15/11	88-54	w	2-1-1	6-2-1	7-0-2	12-10-0	8-0-1	3-6-1	6-11-2
COPPIN STATE	11/18/11	80-58	w	3-1-1	4-2-0	2-1-0	8-11-1	3-4-1	15-9-0	8-4-6
KANSAS	11/20/11	73-74	L	DNP	6-2-0	15-2-1	16-7-0	0-0-1	9-5-0	9-5-3
MERCER	11/23/11	90-44	w	6-2-1	10-2-2	2-3-1	6-3-0	13-1-0	6-4-3	16-5-2
JACKSONVILLE	11/25/11	83-54	w	DNP	20-4-1	8-4-1	12-6-0	0-7-0	4-4-0	15-2-4
MINNESOTA	12/01/11	82-65	w	DNP	12-3-1	17-0-1	4-4-0	2-4-0	0-3-0	13-11-6
at Seton Hall	12/04/11	60-44	w	DNP	4-1-0	11-4-1	11-9-3	0-1-0	6-4-0	5-4-3
RADFORD	12/07/11	90-67	w	3-1-0	18-1-0	16-1-5	7-6-2	2-6-1	18-5-0	DNP
DELAWARE	12/11/11	57-70	L	DNP	10-4-0	5-1-4	10-6-3	0-6-0	0-8-0	1-4-4
HOWARD	12/18/11	59-63	L	DNP	18-10-0	11-0-1	10-9-1	0-2-1	2-7-0	9-4-2
at SMU	12/21/11	65-53	w	DNP	12-4-0	5-4-3	9-10-0	6-8-0	3-4-0	2-4-1
MD.-EASTERN SHORE	12/29/11	77-45	w	5-2-1	12-8-1	0-2-0	6-7-5	9-9-1	6-5-1	7-3-0
DAVIDSON	12/31/11	68-66	w	DNP	22-6-0	16-1-1	2-2-2	2-2-1	1-3-0	3-3-2
DUKE	01/06/12	58-76	L	DNP	0-5-1	25-3-1	9-7-1	0-0-0	9-3-0	5-5-0
BOSTON COLLEGE	01/08/12	72-58	w	2-0-0	1-5-2	12-0-3	9-6-0	9-3-0	11-8-0	12-4-3
at Georgia Tech	01/12/12	67-71	L	DNP	4-2-0	14-2-2	7-4-0	4-3-2	6-7-0	10-9-3
NC STATE	01/16/12	66-75	L	DNP	11-9-1	9-1-1	6-7-1	3-5-0	1-2-0	0-0-0
at Maryland	01/19/12	58-86	L	0-1-0	13-0-1	13-3-0	2-7-1	2-6-0	4-3-1	DNP
CLEMSON	01/22/12	94-65	w	6-3-1	19-10-0	21-3-3	9-8-4	5-1-0	12-7-0	DNP
at Miami	01/26/12	39-64	L	5-2-0	2-6-1	7-5-2	9-4-0	4-7-1	4-2-0	DNP
NORTH CAROLINA	01/29/12	71-75	L	2-1-0	6-2-0	21-8-1	11-8-1	6-1-0	4-4-0	DNP
at Duke	02/02/12	43-75	L	0-0-1	3-3-1	10-2-2	6-12-2	5-8-0	2-4-0	DNP
at Boston College	02/05/12	73-60	w	5-1-0	14-6-0	21-1-1	10-12-1	5-6-0	0-2-1	DNP
FLORIDA STATE	02/09/12	65-55	w	2-0-0	1-1-0	20-9-1	11-5-2	6-2-0	0-5-0	DNP
at NC State	02/12/12	70-57	w	0-2-0	9-6-1	7-2-1	10-4-3	6-4-0	4-2-0	DNP
GEORGIA TECH	02/16/12	52-67	L	1-2-0	0-1-0	16-3-0	9-10-0	7-4-0	12-7-0	DNP
at Clemson	02/19/12	63-51	w	3-1-0	8-2-0	10-5-4	4-6-4	4-9-1	8-9-1	DNP
at Virginia	02/24/12	55-61	L	0-1-0	0-4-1	8-2-1	9-11-0	1-2-0	4-6-0	DNP
VIRGINIA TECH	02/26/12	68-39	w	3-1-0	0-0-0	14-1-1	10-16-3	0-5-0	12-11-0	DNP
vs Virginia Tech	03/01/12	80-74	w	0-0-0	6-4-1	22-0-1	17-7-3	0-3-0	3-2-1	DNP
vs Miami	03/02/12	81-74	w	0-0-0	14-10-0	16-1-1	21-8-1	2-2-0	2-4-0	DNP
vs Maryland	03/03/12	58-73	L	0-0-1	4-1-1	11-7-3	8-2-0	7-5-1	3-5-0	DNP
at Charlotte	03/15/12	72-61	w	0-1-0	13-4-1	13-2-2	21-9-2	0-11-0	2-2-1	DNP

2011-12 DEMON DEACON BASKETBALL

WNIT ♦ WAKE FOREST AT JAMES MADISON ♦ MARCH 18, 2012 ♦ HARRISONBURG, VA.

SEASON / CAREER STATISTICS

SEASON STATISTICS

CAREER STATISTICS

SUMMARY	gp-gs	min/g	fg%	3fg%	ft%	r/g	a/g	stl	blk	pts/g	gp-gs	min/g	fg%	3fg%	ft%	r/g	a/g	stl	blk	pts/g
Lakevia Boykin	33-33	28.9	.371	.347	.809	2.5	1.6	45	2	12.3	97-69	23.9	.364	.321	.772	2.3	1.4	97	4	8.6
Chelsea Douglas	33-3	24.5	.351	.317	.719	1.9	3.2	38	2	11.2	65-13	23.2	.346	.316	.758	1.7	2.8	75	5	10.1
Secily Ray	33-33	27.4	.434	.000	.650	7.4	1.4	52	34	9.4	127-94	26.5	.392	.256	.642	6.6	1.2	170	109	8.5
Sandra Garcia	33-4	20.0	.493	.224	.786	3.9	0.5	15	18	8.5	95-60	23.6	.495	.230	.732	5.4	0.5	61	60	9.8
Asia Williams	16-0	19.8	.505	.125	.545	4.9	2.6	32	0	7.6	78-6	16.2	.429	.037	.530	4.0	1.3	85	6	4.3
Lindsay Wright	33-29	18.5	.490	.000	.485	4.9	0.3	30	25	5.3	63-29	14.5	.463	.000	.486	4.1	0.2	44	39	4.2
Mykala Walker	31-21	21.7	.374	.111	.623	4.8	0.8	41	17	5.1	85-44	17.8	.385	.305	.672	3.9	0.6	80	41	4.4
Brooke Thomas	33-30	18.8	.350	.188	.672	2.3	3.7	64	1	4.8	128-105	22.8	.309	.221	.717	2.5	4.0	251	13	5.2
Dearica Hamby	33-12	16.4	.389	.231	.447	4.2	0.4	38	19	3.7	33-12	16.4	.389	.231	.447	4.2	0.4	38	19	3.7
Camille Collier	16-0	8.8	.350	.364	.667	0.3	0.4	10	0	2.9	100-32	18.9	.333	.305	.746	1.5	1.1	86	3	5.9
Erin Hall	25-0	6.2	.368	.309	.500	0.5	0.2	6	0	2.7	46-0	7.1	.338	.324	.400	0.6	0.5	10	1	2.9
Millesa Calicott	22-0	7.5	.333	.429	.636	1.0	0.3	8	0	2.2	22-0	7.5	.333	.429	.636	1.0	0.3	8	0	2.2
Patrice Johnson	9-0	6.0	.176	.000	.571	1.1	0.4	1	0	1.1	43-0	6.0	.271	.222	.600	1.1	0.4	13	4	1.7
Lauryn Webster	9-0	3.1	.250	.000	.500	0.8	0.0	1	0	0.6	9-0	3.1	.250	.000	.500	0.8	0.0	1	0	0.6

SCORING	fg-fga	fg%	3fg-fga	3fg%	ft-fta	ft%	pts	pts/g	fg-fga	fg%	3fg-fga	3fg%	ft-fta	ft%	pts	pts/g
Lakevia Boykin	149-402	.371	52-150	.347	55-68	.809	405	12.3	309-849	.364	105-327	.321	115-149	.772	838	8.6
Chelsea Douglas	127-362	.351	51-161	.317	64-89	.719	369	11.2	224-647	.346	98-310	.316	113-149	.758	659	10.1
Secily Ray	111-256	.434	0-3	.000	89-137	.650	311	9.4	384-980	.392	34-133	.256	280-436	.642	1082	8.5
Sandra Garcia	108-219	.493	11-49	.224	55-70	.786	282	8.5	354-715	.495	28-122	.230	191-261	.732	927	9.8
Asia Williams	51-101	.505	1-8	.125	18-33	.545	121	7.6	126-294	.429	1-27	.037	80-151	.530	333	4.3
Lindsay Wright	72-147	.490	0-0	.000	32-66	.485	176	5.3	106-229	.463	0-0	.000	51-105	.486	263	4.2
Mykala Walker	61-163	.374	2-18	.111	33-53	.623	157	5.1	138-358	.385	18-59	.305	80-119	.672	374	4.4
Brooke Thomas	55-157	.350	3-16	.188	45-67	.672	158	4.8	216-698	.309	25-113	.221	203-283	.717	660	5.2
Dearica Hamby	49-126	.389	6-26	.231	17-38	.447	121	3.7	49-126	.389	6-26	.231	17-38	.447	121	3.7
Camille Collier	14-40	.350	12-33	.364	6-9	.667	46	2.9	211-633	.333	127-416	.305	44-59	.746	593	5.9
Erin Hall	25-68	.368	17-55	.309	1-2	.500	68	2.7	47-139	.338	36-111	.324	2-5	.400	132	2.9
Millesa Calicott	16-48	.333	9-21	.429	7-11	.636	48	2.2	16-48	.333	9-21	.429	7-11	.636	48	2.2
Patrice Johnson	3-17	.176	0-2	.000	4-7	.571	10	1.1	26-96	.271	6-27	.222	15-25	.600	73	1.7
Lauryn Webster	1-4	.250	0-0	.000	3-6	.500	5	0.6	1-4	.250	0-0	.000	3-6	.500	5	0.6

TOTALS	o-reb	d-reb	t-reb	pf	fo	ast	to	a/to	o-reb	d-reb	t-reb	pf	fo	ast	to	a/to
Lakevia Boykin	34	49	83	44	1	52	50	1.0	83	141	224	108	2	137	132	1.0
Chelsea Douglas	7	55	62	58	0	106	82	1.3	19	90	109	116	1	181	159	1.1
Secily Ray	110	133	243	75	3	46	84	0.5	331	503	834	284	9	154	299	0.5
Sandra Garcia	55	75	130	68	1	18	50	0.4	226	287	513	222	5	45	145	0.3
Asia Williams	25	53	78	40	1	41	42	1.0	117	195	312	169	3	98	135	0.7
Lindsay Wright	55	107	162	97	1	10	33	0.3	100	161	261	161	2	15	63	0.2
Mykala Walker	55	93	148	96	2	26	52	0.5	130	198	328	204	5	54	110	0.5
Brooke Thomas	19	56	75	59	1	123	94	1.3	76	242	318	317	10	510	451	1.1
Dearica Hamby	49	88	137	42	1	12	43	0.3	49	88	137	42	1	12	43	0.3
Camille Collier	1	4	5	5	0	6	6	1.0	30	117	147	102	0	106	134	0.8
Erin Hall	3	9	12	12	0	6	9	0.7	9	20	29	24	0	22	31	0.7
Millesa Calicott	8	15	23	17	0	7	12	0.6	8	15	23	17	0	7	12	0.6
Patrice Johnson	4	6	10	8	0	4	4	1.0	21	26	47	29	0	19	23	0.8
Lauryn Webster	1	6	7	6	0	0	5	0.0	1	6	7	6	0	0	5	0.0

2011-12 DEMON DEACON BASKETBALL

WNIT ♦ WAKE FOREST AT JAMES MADISON ♦ MARCH 18, 2012 ♦ HARRISONBURG, VA.

2011-12 SEASON RESULTS

OVERALL: 20-13 / ACC: 7-9 / HOME: 12-7 / ROAD: 6-5 / NEUTRAL: 2-1

WFU		OPP		Opponent	W/L	Score	Record	WFU High Scorer	OPP High Scorer	High Rebounds	High Assists	Attend.
Date	Rank	Rank										
N15	--	--		MONMOUTH	W	88-54	1-0	Camille Collier 17	Abby Martin 10 Carly Thibault 10 Alexis Canady 10	Asia Williams 11	Brooke Thomas 5	371
N18	--	--		Coppin State	W	80-58	2-0	Lindsay Wright 15	Ashle Craig 13	Secily Ray 11	Asia Williams 6	447
N20	--	--		Kansas	L	73-74	2-1	Secily Ray 16	Carolyn Davis 21	Secily Ray 7	Brooke Thomas 5	452
N23	--	--		Mercer	W	90-44	3-1	Asia Williams 16	Alicia Williams 9	Asia Williams 5 Mykala Walker 5	Chelsea Douglas 5	413
N25	--	--		Jacksonville	W	83-54	4-1	Sandra Garcia 20	Tracie Sneed 12	Dearica Hamby 7	Chelsea Douglas 7	409
D1	--	--		Minnesota &	W	82-65	5-1	Chelsea Douglas 20	Katie Loberg 11	Asia Williams 11	Chelsea Douglas 6 Asia Williams 6	358
D4	--	--		at Seton Hall	W	60-44	6-1	Chelsea Douglas 14	Jasmine Crew 11 Brittany Morris 11	Secily Ray 9	Chelsea Douglas 4	485
D7	--	--		Radford	W	90-67	7-1	Lindsay Wright 18 Sandra Garcia 18	D. Erwin Spencer 16	Secily Ray 6 Dearica Hamby 6	Chelsea Douglas 5 Lakevia Boykin 5	621
D11	--	22/25		Delaware	L	57-70	7-2	Chelsea Douglas 15	Elena Delle Donne 30	Lindsay Wright 8	Lakevia Boykin 4 Asia Williams 4	507
D18	--	--		Howard	L (ot)	59-63	7-3	Sandra Garcia 18	Saadia Doyle 28	Sandra Garcia 10	Chelsea Douglas 4	612
D21	--	--		at SMU	W	65-53	8-3	Mykala Walker 16	S. Mahnesmith 12	Mykala Walker 11	Chelsea Douglas 6	498
D29	--	--		Maryland-Eastern Shore	W	77-45	9-3	Erin Hall 16	Chelsea Sanders 11	Dearica Hamby 9	Brooke Thomas 10	317
D31	--	--		Davidson	W	68-66	10-3	Sandra Garcia 22	Laura Murray 22	Sandra Garcia 6	Brooke Thomas 6	388
J6	--	7/6		Duke	L	58-76	10-4, 0-1	Lakevia Boykin 25	Elizabeth Williams 18	Secily Ray 7	Brooke Thomas 5	1,358
D8	--	--		Boston College	W	72-58	11-4, 1-1	Lakevia Boykin 12 Asia Williams 12	Kristen Doherty 24	Lindsay Wright 8	Brooke Thomas 5	512
J12	--	RV		at Georgia Tech	L	67-71	11-5, 1-2	Lakevia Boykin 14	Tyaunna Marshall 20	Asia Williams 9	Brooke Thomas 7	904
J16	--	--		NC State	L	66-75	11-6, 1-3	Mykala Walker 14	Kody Burke 26	Mykala Walker 10	Brooke Thomas 4	1,182
J19	--	8/7		at Maryland	L	58-86	11-7, 1-4	Chelsea Douglas 15	Tianna Hawkins 18	Mykala Walker 9	Chelsea Douglas 5	4,091
J22	--	--		Clemson	W	94-65	12-7, 2-4	Lakevia Boykin 21	Quinyotta Pettaway 24	Sandra Garcia 10	Chelsea Douglas 11	894
J26	--	10/8		at Miami	L	39-64	12-8, 2-5	Secily Ray 9	Stefanie Yderstrom 14 Riquna Williams 14	Dearica Hamby 7	Brooke Thomas 2 Lakevia Boykin 2	1,648
J29	--	25/25		North Carolina	L	71-75	12-9, 2-6	Lakevia Boykin 21	Tierra Ruffin-Pratt 21	Secily Ray 8 Lakevia Boykin 8	Chelsea Douglas 5	3,246
F2	--	5/6		at Duke	L	43-75	12-10, 2-7	Chelsea Douglas 10	Haley Peters 18	Secily Ray 12	Brooke Thomas 3	4,160
F5	--	--		at Boston College	W	73-60	13-10, 3-7	Lakevia Boykin 21	Katie Zenevitch 20	Secily Ray 12	Brooke Thomas 7	963
F9	--	--		Florida State	W	65-55	14-10, 4-7	Lakevia Boykin 20	Alexa Deluzio 14	Lakevia Boykin 9	Brooke Thomas 9	684
F12	--	--		at NC State	W	70-57	15-10, 5-7	Chelsea Douglas 21	Kody Burke 13	Chelsea Douglas 6 Sandra Garcia 6	Chelsea Douglas 4	8,560
F16	--	20/22		Georgia Tech	L	52-67	15-11, 5-8	Lakevia Boykin 16	Dawnn Maye 23	Secily Ray 10	Chelsea Douglas 5	743
F19	--	--		at Clemson	W	63-51	16-11, 6-8	Chelsea Douglas 15	Quinyotta Pettaway 10	Lindsay Wright 9 Dearica Hamby 9	Lakevia Boykin 4 Secily Ray 4	926
F24	--	--		at Virginia	L	55-61	16-12, 6-9	Chelsea Douglas 19	Ataira Franklin 17	Secily Ray 11	Brooke Thomas 3	3,988
F26	--	--		Virginia Tech	W	68-39	17-12, 7-9	Chelsea Douglas 15	Alyssa Fenyn 14	Secily Ray 16	Chelsea Douglas 3 Secily Ray 3	1,467
M1	--	--		vs. Virginia Tech #	W	80-74	18-12, 7-9	Lakevia Boykin 22	Monet Tellier 23	Secily Ray 7	Brooke Thomas 4	5,203
M2	--	7/7		vs. Miami #	W	81-74	19-12, 7-9	Secily Ray 21	Riquna Williams 22	Sandra Garcia 10	Mykala Walker 4	7,462
M3	--	6/5		vs. Maryland #	L	58-73	19-13, 7-9	Chelsea Douglas 14	Alyssa Thomas 18	Mykala Walker 9	Lakevia Boykin 3	8,049
M15	--	--		at Charlotte \$	W	72-61	20-13, 7-9	Secily Ray 21	Amanda Dowe 15	Dearica Hamby 11	Brooke Thomas 4	623
M18	--	--		at James Madison \$								

CAPS - home game

* - ACC game & - Big Ten/ACC Challenge \$ - WNIT

- ACC Tournament in Greensboro, N.C. (Greensboro Coliseum)

Rank = Associated Press / Coaches (at time of game)

2011-12 DEMON DEACON BASKETBALL

WNIT ♦ WAKE FOREST AT JAMES MADISON ♦ MARCH 18, 2012 ♦ HARRISONBURG, VA.

INDIVIDUAL SUPERLATIVES

	WAKE FOREST	OPPONENT
Points scored	25, Lakevia Boykin vs. Duke (1/6)	30, Elena Delle Donne of Delaware (12/11)
*Points scored/half	18, (1st) Lakevia Boykin vs. Duke (1/6) 18, (2nd) Chelsea Douglas vs. Virginia Tech (3/1)	19, (2nd) Carolyn Davis of Kansas (11/20) 19, (2nd) Saadia Doyle of Howard (12/18) 19, (2nd) Tierra Ruffin-Pratt of North Carolina (1/29)
Offensive rebounds	8, Secily Ray at Boston College (2/5)	10, Tianna Hawkins of Maryland (1/19)
Defensive rebounds	10, Asia Williams vs. Monmouth (11/15)	14, Tianna Hawkins of Maryland (1/19)
Total rebounds	16, Secily Ray vs. Virginia Tech (2/26)	24, Tianna Hawkins of Maryland (1/19)
Field goals	10, Sandra Garcia vs. Jacksonville (11/25) 10, Sandra Garcia vs. Davidson (12/31) 10, Lakevia Boykin vs. Duke (1/6)	11, Quinyotta Pettaway of Clemson (1/22)
Field goal attempts	25, Lakevia Boykin vs. Duke (1/6)	21, Jasmine Crew of Seton Hall (12/4) 21, Elena Delle Donne of Delaware (12/11)
Field goal percentage (min. 5 made)	1.000 (5-5), Dearica Hamby vs. Mercer (11/23) 1.000 (5-5), Sandra Garcia vs. UMES (12/29)	1.000 (5-5), Lynetta Kizer of Maryland (3/3)
Field goal percentage (min. 10 made)	.833 (10-12), Sandra Garcia vs. Jacksonville (11/25)	.714 (10-14), Kristen Doherty of Boston College (1/8)
3-Point field goals	5, Four times	4, Three times
3-Point field goal attempts	10, Lakevia Boykin vs. Duke (1/6) 10, Lakevia Boykin vs. Clemson (1/22)	10, Samantha Mahnesmith of SMU (12/21) 10, Stefanie Yderstrom of Miami (1/26)
3-Point FG percentage (min. 4 made)	.833 (5-6), Camille Collier vs. Monmouth (11/15)	.800 (4-5), Kristen Doherty of Boston College (1/8)
Free throws	11, Sandra Garcia vs. Radford (12/7)	11, Elena Delle Donne of Delaware (12/11)
Free throw attempts	12, Secily Ray vs. Kansas (11/20)	14, Ashle Craig of Coppin State (11/18)
Free throw percentage (min. 8 made)	1.000 (11-11), Sandra Garcia vs. Radford (12/7)	1.000 (11-11), Elena Delle Donne of Delaware (12/11)
Assists	11, Chelsea Douglas vs. Clemson (1/22)	7, Alyssa Thomas of Maryland (1/19) 7, Shenise Johnson of Miami (1/26)
Steals	5, Five times	8, Chelsea Lindsay of Clemson (1/22)
Turnovers	7, Brooke Thomas vs. Georgia Tech (2/16)	10, Sharnea Boykin of Mercer (11/23)
Blocked shots	3, Eight times	12, Elizabeth Williams of Duke (1/6)
Minutes played (regulation game)	40, Lakevia Boykin vs. North Carolina (1/29)	40, Rachel Banham of Minnesota (12/01)
Minutes played (overtime game)	33, Sandra Garcia vs. Howard (12/18) 33, Lakevia Boykin vs. Howard (12/18)	45, Tamoria Holmes of Howard (12/18)

TEAM SUPERLATIVES

	WF HIGH	WF LOW	OPP HIGH	OPP LOW
Points scored	94, vs. Clemson (1/22)	39, at Miami (1/26)	86, by Maryland (1/19)	44, by Mercer (11/23) 44, by Seton Hall (12/4)
*Points in one half	52, (2nd) vs. UMES (12/29)	19, (2nd) at Miami (1/26) 19, (1st) at Duke (2/2)	51, (2nd) by Miami (3/2)	15, (1st) by UMES (12/29)
Victory margin	46, (90-44) vs. Mercer (11/23)	2, (68-66) vs. Davidson (12/31)	32, (75-43) by Duke (2/2)	1, (74-73) by Kansas (11/20)
Field goals	36, vs. Clemson (1/22)	15, at Miami (1/26)	32, by Maryland (1/19)	14, by Seton Hall (12/4) 14, by Virginia Tech (2/26)
Field goal attempts	80, vs. Duke (1/6)	50, at Seton Hall (12/4) 50, vs. Georgia Tech (2/16)	72, by Maryland (1/19)	49, by Boston College (1/8)
Field goal percentage	.559 (33-59), vs. Monmouth (11/15)	.250 (15-60), at Miami (1/26)	.528 (28-53), by Maryland (3/3)	.215 (14-65), by Seton Hall (12/4)
*Single-half FG %	.633 (19-30, 2nd) vs. Monmouth (11/15)	.242 (8-33, 1st), at Miami (1/26)	.600 (18-30, 2nd), by Kansas (11/20)	.167 (4-24, 1st), by UMES (12/29)
3-Point field goals	10, at Clemson (2/19)	1, vs. Howard (12/18) 1, vs. Boston College (1/8)	8, Three times	1, by Kansas (11/20) 1, by Boston College (2/5)
3-Point FG attempts	25, vs. Coppin State (11/18)	6, vs. Boston College (1/8)	28, by Miami (1/26)	7, by Davidson (12/31)
3-Point FG percentage	.545 (6-11), vs. Virginia Tech (3/1)	.071 (1-14), vs. Howard (12/18)	.462 (6-13), by Virginia (2/24)	.083 (1-12), by Boston College (2/5)
Free throws	27, vs. Radford (12/7)	4, at Maryland (1/19)	25, by Coppin State (11/18)	6, by Miami (1/26)
Free throw attempts	35, vs. Radford (12/7)	10, Three times	46, by Coppin State (11/18)	10, by Miami (1/26)
Free throw percentage	.900 (9-10), vs. Maryland (3/3)	.333 (4-12), at Maryland (1/19)	.913 (21-23), by Howard (12/18)	.467 (7-15), by SMU (12/21)
Offensive rebounds	23, vs. Duke (1/6)	6, at NC State (2/12)	28, by Seton Hall (12/4)	6, by UMES (12/29)
Defensive rebounds	34, vs. Coppin State (11/18) 34, at NC State (2/12)	13, vs. Duke (1/6)	37, by Duke (1/6)	20, by Virginia Tech (3/1)
Total rebounds	54, at SMU (12/21)	28, vs. Virginia Tech (3/1)	57, by Duke (1/6)	29, by SMU (12/21) 29, by Boston College (1/8)
Rebound margin	+25 (54-29), at SMU (12/21)	-21 (36-57), vs. Duke (1/6)	-	-
Personal fouls	32, vs. Coppin State (11/18)	10, at Miami (1/26)	25, by Coppin State (11/18)	9, by Miami (1/26)
DQs	1, 10 times	-	2, by Clemson (1/22)	-
Assists	26, vs. Clemson (1/22)	6, at Miami (1/26) 6, at Virginia (2/24)	22, by Duke (1/6)	6, by Florida State (2/9) 6, by Virginia Tech (2/26)
Turnovers	27, vs. Howard (12/18) 27, at Duke (2/2)	9, vs. Davidson (12/31)	38, by Mercer (11/23)	11, by Delaware (12/11)
Blocked shots	7, at Duke (2/2) 7, at NC State (2/12)	0, Four times	16, by Duke (1/6)	0, by Radford (12/7)
Steals	24, vs. Monmouth (11/15)	5, at Maryland (1/19) 5, at Miami (1/26)	19, by Duke (2/2)	3, by North Carolina (1/29) 3, by Boston College (2/5)
Double-figure scorers	4, Seven times	0, at Miami (1/26)	5, by Maryland (1/19)	0, Mercer (11/23)

2011-12 DEMON DEACON BASKETBALL

WNIT ♦ WAKE FOREST AT JAMES MADISON ♦ MARCH 18, 2012 ♦ HARRISONBURG, VA.

WAKE FOREST GAME-BY-GAME STATISTICS

Opponent	Date	Score	W/L	FG-FGA		3-PTFS		FT-FTA		REBOUNDS				PF	A	TO	Blk	Stl	Pts	Avg
				Pct	Pct	Pct	Pct	Off	Def	Tot	Avg									
MONMOUTH	11/15/11	88-54	W	33-59	.559	6-14	.429	16-24	.667	7	29	36	36.0	21	19	21	0	24	88	88.0
COPPIN STATE	11/18/11	80-58	W	28-73	.384	6-25	.240	18-27	.667	15	34	49	42.5	32	17	18	5	9	80	84.0
KANSAS	11/20/11	73-74	L	29-74	.392	2-7	.286	13-22	.591	20	18	38	41.0	18	16	17	5	21	73	80.3
MERCER	11/23/11	90-44	W	34-72	.472	3-8	.375	19-31	.613	12	24	36	39.5	16	20	14	4	23	90	82.8
JACKSONVILLE	11/25/11	83-54	W	32-74	.432	2-19	.105	17-28	.607	20	27	47	41.0	17	20	21	2	18	83	82.8
MINNESOTA	12/01/11	82-65	W	29-60	.483	6-17	.353	18-24	.750	12	22	34	39.8	21	15	18	2	14	82	82.7
at Seton Hall	12/04/11	60-44	W	19-50	.380	5-14	.357	17-21	.810	11	27	38	39.6	15	12	16	5	11	60	79.4
RADFORD	12/07/11	90-67	W	29-65	.446	5-15	.333	27-35	.771	14	24	38	39.4	21	18	12	3	14	90	80.8
DELAWARE	12/11/11	57-70	L	19-52	.365	7-16	.438	12-18	.667	12	25	37	39.1	26	13	21	3	8	57	78.1
HOWARD	12/18/11	59-63	Lot	22-69	.319	1-14	.071	14-20	.700	20	33	53	40.5	22	10	27	5	10	59	76.2
at SMU	12/21/11	65-53	W	26-63	.413	2-17	.118	11-24	.458	21	33	54	41.7	19	17	21	3	11	65	75.2
MARYLAND-E. SHORE	12/29/11	77-45	W	28-68	.412	6-19	.316	15-23	.652	13	37	50	42.4	22	25	22	3	17	77	75.3
DAVIDSON	12/31/11	68-66	W	26-68	.382	5-14	.357	11-16	.688	13	18	31	41.5	15	14	9	4	11	68	74.8
DUKE	01/06/12	58-76	L	23-80	.288	7-16	.438	5-13	.385	23	13	36	41.1	20	12	16	6	16	58	73.6
BOSTON COLLEGE	01/08/12	72-58	W	28-60	.467	1-6	.167	15-20	.750	13	24	37	40.9	19	18	20	4	13	72	73.5
at Georgia Tech	01/12/12	67-71	L	27-68	.397	6-20	.300	7-10	.700	18	25	43	41.0	20	18	22	3	9	67	73.1
NC STATE	01/16/12	66-75	L	24-71	.338	6-22	.273	12-20	.600	21	23	44	41.2	25	9	20	4	7	66	72.6
at Maryland	01/19/12	58-86	L	24-68	.353	6-22	.273	4-12	.333	16	22	38	41.0	20	12	13	4	5	58	71.8
CLEMSON	01/22/12	94-65	W	36-71	.507	9-23	.391	13-28	.464	22	22	44	41.2	19	26	12	3	16	94	73.0
at Miami	01/26/12	39-64	L	15-60	.250	2-17	.118	7-10	.700	16	24	40	41.2	10	6	20	6	5	39	71.3
NORTH CAROLINA	01/29/12	71-75	L	30-66	.455	4-20	.200	7-12	.583	12	26	38	41.0	20	13	16	0	13	71	71.3
at Duke	02/02/12	43-75	L	16-64	.250	5-23	.217	6-12	.500	15	24	39	40.9	17	9	27	7	14	43	70.0
at Boston College	02/05/12	73-60	W	28-63	.444	4-21	.190	13-19	.684	19	19	38	40.8	20	12	12	4	8	73	70.1
FLORIDA STATE	02/09/12	65-55	W	24-60	.400	5-12	.417	12-14	.857	12	25	37	40.6	13	14	17	5	7	65	69.9
at NC State	02/12/12	70-57	W	24-53	.453	6-18	.333	16-22	.727	6	34	40	40.6	22	10	20	7	7	70	69.9
GEORGIA TECH	02/16/12	52-67	L	18-50	.360	3-8	.375	13-19	.684	11	26	37	40.5	16	7	23	3	7	52	69.2
at Clemson	02/19/12	63-51	W	23-64	.359	10-21	.476	7-14	.500	22	30	52	40.9	15	15	20	5	9	63	69.0
at Virginia	02/24/12	55-61	L	20-51	.392	7-23	.304	8-13	.615	12	24	36	40.7	19	6	20	1	7	55	68.5
VIRGINIA TECH	02/26/12	68-39	W	26-58	.448	7-18	.389	9-18	.500	16	31	47	40.9	15	11	13	4	11	68	68.5
vs Virginia Tech	03/01/12	80-74	W	25-52	.481	6-11	.545	24-31	.774	9	19	28	40.5	18	13	13	0	11	80	68.9
vs Miami	03/02/12	81-74	W	29-63	.460	3-9	.333	20-24	.833	14	28	42	40.5	15	9	14	4	6	81	69.3
vs Maryland	03/03/12	58-73	L	22-74	.297	5-19	.263	9-10	.900	19	15	34	40.3	20	10	10	0	6	58	68.9
at Charlotte	03/15/12	72-61	W	26-67	.388	6-14	.429	14-22	.636	16	23	39	40.3	20	11	13	4	13	72	69.0
Wake Forest		2277		842-2110	.399	164-542	.303	429-656	.654	502	828	1330	40.3	628	457	578	118	381	2277	69.0
Opponents		2074		734-1957	.375	132-457	.289	474-695	.682	513	892	1405	42.6	564	386	718	169	285	2074	62.8

OPPONENT GAME-BY-GAME STATISTICS

Opponent	Date	Score	W/L	FG-FGA		3-PTFS		FT-FTA		REBOUNDS				PF	A	TO	Blk	Stl	Pts	Avg
				Pct	Pct	Pct	Pct	Off	Def	Tot	Avg									
MONMOUTH	11/15/11	88-54	W	16-54	.296	7-21	.333	15-21	.714	14	23	37	37.0	20	8	34	3	5	54	54.0
COPPIN STATE	11/18/11	80-58	W	15-60	.250	3-8	.375	25-46	.543	21	34	55	46.0	25	8	24	3	7	58	56.0
KANSAS	11/20/11	73-74	L	28-55	.509	1-9	.111	17-22	.773	11	29	40	44.0	17	13	28	9	12	74	62.0
MERCER	11/23/11	90-44	W	17-60	.283	2-16	.125	8-13	.615	19	32	51	45.8	24	7	38	7	8	44	57.5
JACKSONVILLE	11/25/11	83-54	W	19-60	.317	4-11	.364	12-20	.600	17	29	46	45.8	22	10	30	9	11	54	56.8
MINNESOTA	12/01/11	82-65	W	20-58	.345	5-15	.333	20-24	.833	17	22	39	44.7	19	7	26	3	7	65	58.2
at Seton Hall	12/04/11	60-44	W	14-65	.215	4-24	.167	12-17	.706	28	23	51	45.6	16	9	20	6	6	44	56.1
RADFORD	12/07/11	90-67	W	25-62	.403	2-12	.167	15-19	.789	17	28	45	45.5	21	13	26	0	6	67	57.5
DELAWARE	12/11/11	57-70	L	22-63	.349	4-16	.250	22-26	.846	17	25	42	45.1	13	10	11	3	15	70	58.9
HOWARD	12/18/11	59-63	Lot	20-61	.328	2-12	.167	21-23	.913	9	29	38	44.4	16	8	19	1	16	63	59.3
at SMU	12/21/11	65-53	W	20-58	.345	6-15	.400	7-15	.467	8	21	29	43.0	18	13	17	2	6	53	58.7
MARYLAND-E. SHORE	12/29/11	77-45	W	15-53	.283	2-8	.250	13-24	.542	6	29	35	42.3	17	8	27	6	10	45	57.6
DAVIDSON	12/31/11	68-66	W	23-53	.434	3-7	.429	17-20	.850	13	31	44	42.5	16	11	24	8	6	66	58.2
DUKE	01/06/12	58-76	L	27-58	.466	3-8	.375	19-25	.760	20	37	57	43.5	19	22	28	16	5	76	59.5
BOSTON COLLEGE	01/08/12	72-58	W	18-49	.367	6-14	.429	16-19	.842	7	22	29	42.5	17	10	25	2	12	58	59.4
at Georgia Tech	01/12/12	67-71	L	26-62	.419	2-9	.222	17-27	.630	16	25	41	42.4	12	18	16	9	11	71	60.1
NC STATE	01/16/12	66-75	L	26-58	.448	3-14	.214	20-30	.667	15	31	46	42.6	20	12	23	5	10	75	61.0
at Maryland	01/19/12	58-86	L	32-72	.444	3-13	.231	19-27	.704	24	32	56	43.4	10	17	14	8	6	86	62.4
CLEMSON	01/22/12	94-65	W	25-57	.439	6-15	.400	9-15	.600	14	25	39	43.2	20	17	25	7	5	65	62.5
at Miami	01/26/12	39-64	L	25-66	.379	8-28	.286	6-10	.600	19	31	50	43.5	9	20	17	8	9	64	62.6
NORTH CAROLINA	01/29/12	71-75	L	29-62	.468	3-15	.200	14-27	.519	16	28	44	43.5	16	12	19	5	3	75	63.2
at Duke	02/02/12	43-75	L	29-66	.439	5-13	.385	12-19	.632	18	36	54	44.0	15	15	23	5	19	75	63.7
at Boston College	02/05/12	73-60	W	20-52	.385	1-12	.083	19-27	.704	15	19	34	43.6	14	11	17	2	3	60	63.6
FLORIDA STATE	02/09/12	65-55	W	21-56	.375	6-16	.375	7-13	.538	14	25	39	43.4	17	6	24	4	10	55	63.2
at NC State	02/12/12	70-57	W	20-64	.313	6-24	.250	11-20	.550	15	28	43	43.4	19	16	20	3	9	57	63.0
GEORGIA TECH	02/16/12	52-67	L	25-61	.410	3-8	.375	14-20	.700	14	25	39	43.2	16	9	15	1	14	67	63.1
at Clemson	02/19/12	63-51	W	20-63	.317	2-11	.182	9-15	.600	17	23	40	43.1	13	13	16	6	12	51	62.7
at Virginia	02/24/12	55-61	L	18-57	.316	6-13	.462	19-25	.760	19	23	42	43.0	17	9	14	7	9	61	62.6
VIRGINIA TECH	02/26/12	68-39	W	14-55	.255	2-12	.167	9-12	.750	12	21	33	42.7	12	6	17	2	5	39	61.8
vs Virginia Tech	03/01/12	80-74	W	27-57	.474	8-18	.444	12-19	.632	15	20	35	42.4	21	13	19	4	7	74	62.2
vs Miami	03/02/12	81-74	W	28-69	.406	8-22	.364	10-1												

2011-12 DEMON DEACON BASKETBALL

WNIT ♦ WAKE FOREST AT JAMES MADISON ♦ MARCH 18, 2012 ♦ HARRISONBURG, VA.

LEADS, RUNS & SPECIALITY STATS

Date	Opponent	W/L	Score	Largest Lead		Ties	LC	Biggest Run		Paint		Off TOs		2nd Chance		Fastbreak		Bench	
				WF	Opp			WF	Opp	WF	Opp	WF	Opp	WF	Opp	WF	Opp	WF	Opp
11/15/11	Monmouth	W	88-54	36	-	0	0	12	12	46	14	35	14	6	12	30	7	53	16
11/18/11	Coppin State	W	80-58	28	2	2	2	9	5	40	16	24	12	12	14	14	0	62	23
11/20/11	Kansas	L	73-74	4	16	5	5	8	10	52	38	37	17	14	9	18	10	26	23
11/23/11	Mercer	W	90-44	52	5	1	1	19	6	52	14	46	8	7	12	22	4	62	18
11/25/11	Jacksonville	W	83-54	36	-	0	0	15	6	58	22	36	19	15	16	21	4	45	21
12/1/11	Minnesota	W	82-65	22	-	0	0	20	8	40	24	29	11	14	10	14	4	47	22
12/4/11	at Seton Hall	W	60-44	16	5	3	2	7	7	22	14	21	16	10	19	2	0	28	10
12/7/11	Radford	W	90-67	30	-	0	0	11	9	42	36	31	16	10	23	18	10	30	16
12/11/11	Delaware	L	57-70	3	16	5	3	6	9	20	24	10	23	5	19	6	6	23	5
12/18/11	Howard	L (ot)	59-63	21	5	2	1	8	15	40	16	14	20	6	8	10	6	29	11
12/21/11	at SMU	W	65-53	15	-	2	0	8	7	42	16	16	20	16	4	10	2	27	25
12/29/11	UMES	W	77-45	34	-	0	0	10	5	36	20	20	7	12	3	16	2	59	18
12/31/11	Davidson	W	68-66	11	6	14	15	6	6	34	38	28	7	11	6	12	4	35	27
1/6/12	Duke	L	58-76	1	20	0	2	10	12	24	42	18	17	13	14	9	10	17	23
1/8/12	Boston College	W	72-58	18	1	3	2	12	6	46	12	21	16	10	5	18	0	30	14
1/12/12	at Georgia Tech	L	67-71	4	10	4	9	6	10	34	34	16	18	15	11	23	12	32	16
1/16/12	NC State	L	66-75	10	13	6	4	11	10	34	40	29	14	16	9	6	10	30	7
1/19/12	at Maryland	L	58-86	3	28	3	4	7	14	20	40	11	16	6	24	10	14	33	25
1/22/12	Clemson	W	94-65	30	3	4	1	10	7	44	20	34	13	20	10	30	0	41	0
1/26/12	at Miami	L	39-64	3	25	0	4	4	12	14	26	11	14	10	17	6	9	15	27
1/29/12	North Carolina	L	71-75	8	5	11	17	8	11	44	46	18	19	8	23	14	6	27	22
2/2/12	at Duke	L	43-75	2	35	2	1	5	8	18	46	10	25	8	18	7	10	14	12
2/5/12	at Boston College	W	73-60	20	6	1	2	9	12	36	22	22	14	17	17	8	2	30	17
2/9/12	Florida State	W	65-55	10	4	2	3	9	6	26	28	23	15	11	14	6	3	20	6
2/12/12	at NC State	W	70-57	13	8	7	11	10	10	30	20	15	18	6	14	13	13	39	10
2/16/12	Georgia Tech	L	52-67	-	17	0	0	6	6	24	38	8	21	8	15	12	14	6	4
2/19/12	at Clemson	W	63-51	16	3	4	6	6	5	20	26	8	17	20	4	4	9	30	17
2/24/12	at Virginia	L	55-61	13	11	3	4	11	6	20	10	18	19	11	22	2	2	26	4
2/26/12	Virginia Tech	W	68-39	29	2	1	1	12	5	26	16	21	9	17	8	18	6	29	10
3/1/12	Virginia Tech	W	80-74	15	3	2	1	8	7	26	24	24	21	6	10	8	2	33	16
3/2/12	Miami	W	81-74	15	6	4	5	13	8	36	26	10	11	20	11	6	11	34	2
3/3/12	Maryland	L	58-73	1	16	2	4	7	9	22	32	19	4	7	15	10	4	22	21
3/15/12	at Charlotte	W	72-61	18	-	1	0	12	11	34	30	27	14	12	18	8	18	34	27
SEASON TOTALS										1,102	870	710	505	379	439	411	214	1,068	568
SEASON AVERAGES										33.4	26.4	21.5	15.3	11.5	13.3	12.5	6.5	32.4	14.2

PLUS/MINUS STATISTICS

Opponent	Boykin	Calicott	Collier	Douglas	Garcia	Hall	Hamby	Johnson	Ray	Thomas	Walker	Webster	Wright	Williams
Monmouth	+8	+2	+19	+15	+16	+7	+20	+5	+14	+19	+3	+5	+9	+28
Coppin State	-1	-6	+23	+22	+1	+5	+0	-3	+9	+0	+15	-4	+25	+24
Kansas	-6	DNP	+0	-1	-11	DNP	+2	DNP	-10	+5	-9	+0	+11	+14
Mercer	+13	+2	+22	+32	+12	+11	+24	-3	+15	+14	+25	+1	+33	+29
Jacksonville	+21	DNP	+7	+11	+25	-7	+1	+1	+19	+16	+22	-7	+13	+17
Minnesota	+28	DNP	-11	+15	+10	DNP	+8	DNP	-1	+2	+16	DNP	+7	+11
at Seton Hall	+19	DNP	-3	+15	+13	DNP	+0	DNP	+16	+1	+7	DNP	-2	+14
Radford	+16	+0	+2	+18	+16	-6	+7	+5	+18	+19	+13	-6	+13	DNP
Delaware	-8	DNP	-2	-16	+15	DNP	+7	DNP	-15	+0	-10	DNP	-28	-8
Howard	+10	DNP	-7	+2	-8	DNP	+0	DNP	-5	-13	+5	DNP	+12	-16
at SMU	+6	DNP	-6	+6	-4	+6	+5	DNP	+3	+12	+11	DNP	+14	+7
UMES	+4	+1	+7	+16	+26	+21	+19	DNP	+26	+16	+8	+0	+6	+10
Davidson	+2	DNP	DNP	-1	+8	+0	+0	DNP	-4	+3	-1	DNP	-5	+8
Duke	-15	DNP	DNP	-17	-20	-3	-11	DNP	-16	-1	-4	DNP	+7	-6
Boston College	+17	+2	DNP	+1	-12	-3	-6	DNP	-2	+14	+18	DNP	+22	+16
at Georgia Tech	+5	DNP	DNP	-7	-7	-7	-6	DNP	+1	-2	+3	DNP	+2	-14
NC State	-3	DNP	+1	-4	-4	+2	-1	DNP	-3	-19	-9	DNP	-3	-2
at Maryland	-15	-7	-7	-15	-5	-4	-16	+4	-11	-11	-24	-3	-18	DNP
Clemson	+29	+12	-1	+16	+14	+1	+19	+3	+21	+13	+3	DNP	+15	DNP
at Miami	-12	-7	DNP	-16	-16	-13	-11	DNP	-18	-9	-14	DNP	-9	DNP
North Carolina	-4	-5	DNP	-5	-1	DNP	-5	DNP	+1	-1	+1	DNP	-1	DNP
at Duke	-32	-10	DNP	-20	-21	-4	-23	-2	-24	-11	DNP	DNP	-13	DNP
at Boston College	+16	+9	DNP	+9	+24	DNP	+8	DNP	+9	+0	DNP	DNP	-10	DNP
Florida State	+10	-2	DNP	+10	+7	-4	-9	DNP	+14	+4	+17	DNP	+3	DNP
at NC State	+1	+4	DNP	+15	+16	+6	+12	DNP	+9	+6	+5	DNP	-9	DNP
Georgia Tech	-13	+3	DNP	-12	-8	-1	-9	DNP	-15	-4	-6	DNP	-8	DNP
at Clemson	+11	-4	DNP	+1	-3	+1	+16	DNP	+16	+11	-4	DNP	+15	DNP
at Virginia	+2	-5	DNP	-6	+2	+0	-4	DNP	-3	-8	-2	+0	-6	DNP
Virginia Tech	+22	-1	+0	+28	+3	+2	+3	+5	+25	+6	+31	DNP	+21	DNP
Virginia Tech	-1	-1	DNP	+2	+10	+1	+11	DNP	+6	+8	-2	DNP	-4	DNP
Miami	+5	+1	DNP	+13	+3	DNP	+2	DNP	+1	+1	+5	DNP	+4	DNP
Maryland	-19	-1	DNP	-12	-6	-1	-12	DNP	-9	-5	-4	DNP	-9	DNP
at Charlotte	+20	-6	DNP	+3	+12	-5	-3	DNP	+17	+4	+10	DNP	+3	DNP
SEASON CUME	+134	-19	+44	+122	+107	+6	+47	+15	+101	+91	+137	-14	+110	+139

2011-12 DEMON DEACON BASKETBALL

WNIT ♦ WAKE FOREST AT JAMES MADISON ♦ MARCH 18, 2012 ♦ HARRISONBURG, VA.



GAME 1	
NOVEMBER 15, 2011	
MONMOUTH	54
WAKE FOREST	88
LJVM Coliseum (371) Winston-Salem, N.C.	

MU (0-2)	fg	3fg	ft	o-d-t	pf	TP	a	to	bs	s	mp
23 Broadus*	1-5	0-0	0-0	0-5-5	1	2	0	5	0	0	14
45 Martin*	3-5	0-0	4-5	3-0-3	3	10	0	6	1	2	17
03 Thibault*	3-7	3-6	1-2	3-0-3	2	10	1	3	0	1	34
10 Paalvast*	2-11	0-3	2-3	0-3-3	2	6	1	2	0	0	21
22 Canady*	2-6	2-3	4-4	3-6-9	3	10	1	4	0	0	28
05 Singer	2-7	1-5	0-0	0-2-2	3	5	1	2	0	1	23
12 Allen	0-1	0-1	2-3	0-0-0	2	2	0	4	0	0	10
13 Dragicevic	1-1	0-0	0-0	0-3-3	1	2	0	3	0	0	9
32 Gadziala	1-5	0-0	1-2	1-2-3	1	3	1	3	1	1	26
33 Shecht	1-6	1-3	1-2	1-1-2	2	4	3	2	1	0	18
TEAM	3-14										
Totals.....	16-54	7-21	15-21	14-23-37	20	54	8	34	3	5	200

WAKE (1-0)	fg	3fg	ft	o-d-t	pf	TP	a	to	bs	s	mp
13 Walker*	2-4	0-1	0-0	0-2-2	4	4	0	1	0	0	16
23 Ray*	4-6	0-0	4-4	4-6-10	1	12	0	3	0	4	24
01 Garcia*	3-6	0-0	0-0	0-2-2	3	6	1	3	0	0	19
21 Thomas*	2-3	0-0	2-2	0-0-0	2	6	5	2	0	5	20
22 Boykin*	3-9	0-3	1-2	0-0-0	1	7	2	1	0	2	21
02 Hall	2-2	1-1	0-0	0-0-0	2	5	1	0	0	2	9
03 Collier	6-7	5-6	0-1	0-2-2	2	17	1	1	0	3	11
05 Douglas	5-10	0-1	2-3	0-0-0	2	12	4	1	0	1	20
11 Johnson	0-0	0-0	0-0	0-0-0	0	0	0	1	0	0	3
14 Webster	0-0	0-0	0-0	0-2-2	1	0	0	1	0	0	3
15 Calicott	0-0	0-0	2-2	0-1-1	0	2	1	1	0	1	5
25 Hamby	3-6	0-1	2-2	0-0-0	1	8	1	2	0	1	18
31 Wright	0-0	0-0	3-6	2-4-6	0	3	1	0	0	4	12
33 Williams	3-6	0-1	0-2	1-10-11	2	6	2	4	0	1	19
TEAM	0-0-0										
Totals.....	33-59	6-14	16-24	7-29-36	21	88	19	21	0	24	200

	1st	2nd	OT	Total	FG%	3pFG%	FT%
Monmouth	15	39	--	54	29.6	33.3	71.4
Wake Forest	37	51	--	88	55.9	42.9	66.7

Officials: Joanna Aldrich, Joseph Vaszily, Mark McClenney



GAME 2	
NOVEMBER 18, 2011	
COPPIN STATE	58
WAKE FOREST	80
LJVM Coliseum (447) Winston-Salem, N.C.	

CSU (1-2)	fg	3fg	ft	o-d-t	pf	TP	a	to	bs	s	mp
20 Coleman*	0-3	0-0	0-0	2-6-8	2	0	1	2	0	1	21
34 Carter*	1-4	0-0	4-5	3-5-8	3	6	0	3	0	1	31
33 Manley*	2-5	0-0	2-8	2-4-6	5	6	1	6	2	1	23
12 Holsey*	3-11	1-3	3-6	2-2-4	2	10	2	2	0	0	23
14 Craig*	2-10	1-1	8-14	0-4-4	1	13	0	5	0	2	30
02 Sulik	0-0	0-0	0-0	0-0-0	0	0	0	0	0	0	1
11 Maynard	0-0	0-0	0-0	0-1-1	0	0	0	0	0	0	3
21 Payne	4-10	0-1	0-0	1-1-2	0	8	1	1	0	1	17
23 Whittington	2-8	0-0	7-10	3-4-7	3	11	1	1	1	0	14
24 Harris	0-1	0-0	0-0	1-2-3	4	0	1	2	0	0	8
30 Spotwood	0-4	0-0	0-0	2-1-3	0	0	0	1	0	0	10
32 Roberts	1-4	1-3	1-3	1-1-2	4	4	1	1	0	1	19
TEAM	4-3-7										
Totals.....	15-60	3-8	25-46	21-34-55	25	58	8	24	3	7	200

WAKE (2-0)	fg	3fg	ft	o-d-t	pf	TP	a	to	bs	s	mp
13 Walker*	0-3	0-1	0-0	1-1-2	2	0	1	0	0	1	15
23 Ray*	4-7	0-0	0-0	5-6-11	3	8	1	2	0	0	16
21 Garcia*	2-5	0-0	0-0	1-1-2	4	4	0	2	0	1	12
01 Thomas*	2-5	0-1	0-0	0-0-0	3	4	1	2	0	0	13
22 Boykin*	1-6	0-1	0-0	0-1-1	0	2	0	0	0	0	14
02 Hall	1-5	1-5	0-0	0-0-0	2	3	1	0	0	0	6
03 Collier	3-5	3-5	4-4	0-1-1	0	13	1	1	0	3	14
05 Douglas	3-11	1-5	7-10	1-4-5	1	14	3	4	0	1	27
11 Johnson	0-2	0-1	1-2	0-0-0	2	1	1	0	0	0	8
14 Webster	0-0	0-0	2-2	1-0-1	2	2	0	0	0	0	4
15 Calicott	1-6	1-4	0-0	0-1-1	1	3	1	1	0	0	9
25 Hamby	1-2	0-1	1-3	0-4-4	5	3	1	1	2	1	15
31 Wright	7-8	0-0	1-4	3-6-9	3	15	0	1	3	0	24
33 Williams	3-8	0-1	2-2	1-3-4	3	8	6	4	0	2	23
TEAM	2-6-8										
Totals.....	28-73	6-25	18-27	15-34-49	32	80	17	18	5	9	200

	1st	2nd	OT	Total	FG%	3pFG%	FT%
Coppin State	23	35	--	58	25.0	37.5	54.3
Wake Forest	39	41	--	80	38.4	24.0	66.7

Officials: Bonita Spence, Timothy Bryant, Kevin Sparrock



GAME 3	
NOVEMBER 20, 2011	
KANSAS	74
WAKE FOREST	73
LJVM Coliseum (452) Winston-Salem, N.C.	

KU (3-0)	fg	3fg	ft	o-d-t	pf	TP	a	to	bs	s	mp
11 Sutherland*	5-9	0-0	1-2	1-5-6	2	11	2	3	1	1	35
21 Davis*	8-10	0-0	5-7	1-4-5	3	21	0	3	3	0	26
03 Goodrich*	4-8	0-2	2-2	1-5-6	3	10	6	7	1	7	36
13 Engelman*	1-7	0-1	5-6	0-4-4	3	7	3	6	0	1	36
42 Knight*	1-2	0-1	0-0	1-1-2	2	2	2	3	0	3	23
02 Breaux	0-1	0-0	0-0	0-1-1	2	0	0	2	0	0	1
23 Mays	3-11	0-4	2-3	1-1-2	2	8	0	4	0	0	24
33 Jackson	6-7	1-1	2-2	3-6-9	0	15	0	0	4	0	19
TEAM	3-2-5										
Totals.....	28-55	1-9	17-22	11-29-40	17	74	13	28	9	12	200

WAKE (2-1)	fg	3fg	ft	o-d-t	pf	TP	a	to	bs	s	mp
13 Walker*	2-7	0-0	0-0	1-1-2	4	4	1	1	2	0	30
23 Ray*	4-13	0-0	8-12	4-3-7	1	16	0	2	2	1	20
21 Garcia*	3-6	0-0	0-0	2-0-2	3	6	0	0	1	0	18
01 Thomas*	2-4	0-1	2-4	0-4-4	2	6	5	2	0	4	19
22 Boykin*	7-17	1-4	0-0	1-1-2	1	15	1	5	0	2	25
03 Collier	0-1	0-0	0-0	0-0-0	0	0	0	0	0	0	14
05 Douglas	3-11	0-1	2-2	2-2-4	2	8	2	4	0	2	22
14 Webster	0-0	0-0	0-0	0-0-0	0	0	0	0	0	0	0+
25 Hamby	0-0	0-0	0-0	0-0-0	0	0	1	1	0	0	4
31 Wright	4-6	0-0	1-4	3-2-5	3	9	0	0	1	5	21
33 Williams	4-9	1-1	0-0	1-4-5	2	9	3	2	0	5	27
TEAM	6-1-7										
Totals.....	29-74	2-7	13-22	20-18-38	18	73	16	17	5	21	200

	1st	2nd	OT	Total	FG%	3pFG%	FT%
Kansas	32	41	--	74	50.9	11.1	77.3
Wake Forest	33	41	--	73	39.2	28.6	59.1

Officials: Mark Zetzn, Bruce Morris, Dawn Marsh



GAME 4	
NOVEMBER 23, 2011	
MERCER	44
WAKE FOREST	90
LJVM Coliseum (413) Winston-Salem, N.C.	

MI (0-5)	fg	3fg	ft	o-d-t	pf	TP	a	to	bs	s	mp
01 Buchanan*	3-9	0-2	2-2	5-4-9	2	8	0	4	0	0	23
15 Phillips*	2-5	1-1	0-1	4-10-14	4	5	1	2	4	2	30
02 Williams*	0-0	0-0	0-0	0-1-1	0	0	1	1	0	0	3
04 Williams*	3-15	1-7	2-4	2-2-4	3	9	2	4	1	2	29
22 Boykin*	2-4	0-0	0-0	1-4-5	4	4	3	10	0	3	35
05 Smith	1-1	0-0	2-2	1-1-2	4	4	0	3	0	0	12
11 Smith	1-5	0-0	1-2	2-0-2	0	3	0	1	0	0	12
24 Blakemore	1-4	0-0	0-0	0-2-2	3	2	0	5	1	0	8
32 Barnes	0-0	0-0	0-0	0-0-0	1	0	0	2	0	0	2
33 Bridges	0-3	0-0	1-2	1-1-2	1	1	0	4	0	1	12
45 Robinson	0-0	0-0	0-0	0-1-1	0	0	0	1	0	0	6
51 Bradshaw	4-14	0-6	0-0	1-2-3	2	8	0	1	0	0	28
TEAM	2-4-6										
Totals.....	17-60	2-16	8-13	19-32-51	24	44	7	38	7	8	200

WAKE (3-1)	fg	3fg	ft	o-d-t	pf	TP	a	to	bs	s	mp
13 Walker*	3-5	0-0	3-5	1-4-5	2	9	1	1	1	2	21
23 Ray*	2-7	0-0	2-3	2-1-3	1	6	0	1	0	3	13
31 Wright*	3-4	0-0	0-1	1-3-4	4	6	3	1	2	1	19
01 Thomas*	1-2	0-0	3-4	0-3-3	0	5	4	1	0	3	19
22 Boykin*	1-4	0-0	0-0	0-3-3	2	2	1	2	0	0	14
02 Hall	1-6	0-3	1-2	0-1-1	0	3	0	1	0	2	13
03 Collier	0-2	0-1	0-0	0-0-0	0	0	1	0	0	0	13
05 Douglas	5-12	0-1	1-1	0-0-0	1	11	5	2	0	1	20
11 Johnson	0-2	0-0	2-2	0-1-1	1	2	0	0	0	0	5
14 Webster	0-3	0-0	1-4	0-1-1	1	1	0	1	0	1	8
15 Calicott	2-3	0-0	2-2	2-0-2	2						

2011-12 DEMON DEACON BASKETBALL

WNIT ♦ WAKE FOREST AT JAMES MADISON ♦ MARCH 18, 2012 ♦ HARRISONBURG, VA.



GAME 7	
DECEMBER 4, 2011	
WAKE FOREST	60
SETON HALL	44
<i>Walsh Gymnasium (485) South Orange, N.J.</i>	

WAKE (6-1)	fg	3fg	ft	o-d-t	pf	TP	a	to	bs	s	mp
13 Walker*	1-3	0-0	0-0	1-5-6	4	2	0	1	0	1	26
23 Ray*	3-9	0-1	5-7	3-6-9	1	11	3	1	0	1	34
31 Wright*	3-3	0-0	0-0	1-3-4	3	6	0	1	1	2	19
01 Thomas*	1-2	0-0	0-0	0-0-0	2	1	3	0	1	0	15
22 Boykin*	2-8	1-3	6-6	1-3-4	1	11	1	2	1	1	24
03 Collier	2-5	1-3	0-0	0-0-0	1	5	0	0	0	1	12
05 Douglas	3-11	3-6	5-6	0-2-2	2	14	4	3	1	1	30
21 Garcia	2-5	0-0	0-0	0-1-1	1	4	0	1	2	0	20
25 Hamby	0-0	0-0	0-0	0-1-1	0	0	0	1	0	0	3
33 Williams	2-4	0-1	1-2	0-4-4	2	5	3	3	0	3	17
TEAM				5-2-7							
Totals.....	19-50	5-14	17-21	11-27-38	15	60	12	16	5	11	200

HALL (5-4)	fg	3fg	ft	o-d-t	pf	TP	a	to	bs	s	mp
13 Maseko*	1-6	0-0	1-2	4-0-4	2	3	0	1	0	0	25
34 Henry*	2-9	0-4	1-2	5-0-5	2	5	1	4	0	2	33
33 Ashmeade*	1-3	0-0	2-4	6-6-12	4	4	0	1	3	0	21
02 Morris*	3-10	3-8	2-3	1-3-4	2	11	2	4	2	2	34
23 Crew*	3-21	1-6	4-4	0-5-5	4	11	2	4	0	1	39
03 Ekedigwe	0-0	0-0	0-0	0-0-0	0	0	0	0	0	0	1
05 Brown	2-5	0-0	0-0	2-3-5	1	4	3	3	0	1	20
22 Green	1-9	0-6	2-2	2-1-3	1	4	1	0	0	0	19
31 Jones	1-2	0-0	0-0	1-2-3	0	2	0	1	1	0	8
TEAM				7-3-10							
Totals.....	14-65	4-24	12-17	28-23-51	16	44	9	20	6	6	200

	1st	2nd	OT	Total	FG%	3pFG%	FT%
Wake Forest	28	32	--	60	38.0	35.7	81.0
Seton Hall	23	21	--	44	21.5	16.7	70.6

Officials: Bryan Brunette, Maj Forsberg, Shannon Feck



GAME 8	
DECEMBER 7, 2011	
RADFORD	67
WAKE FOREST	90
<i>LJVM Coliseum (621) Winston-Salem, N.C.</i>	

RU (4-3)	fg	3fg	ft	o-d-t	pf	TP	a	to	bs	s	mp
21 Tabb*	5-6	0-0	4-4	3-4-7	3	14	0	0	0	1	26
14 Hamilton*	2-8	0-0	1-2	4-6-10	2	5	3	2	0	0	27
15 Buckhannon*	3-13	0-5	1-2	0-3-3	1	7	3	5	0	1	35
22 Erwin Spencer*	5-11	0-1	6-7	2-3-5	3	16	6	4	0	2	35
30 Brockett*	3-7	0-2	3-3	2-4-6	1	9	1	3	0	1	25
04 Holmes	2-7	0-1	0-0	1-2-3	2	4	0	4	0	0	13
05 Avery	2-6	2-3	0-0	1-1-2	3	6	0	2	0	1	14
32 Cannon	1-2	0-0	0-1	1-1-2	3	2	0	0	0	0	8
33 Mcivor	0-0	0-0	0-0	0-1-1	1	0	0	1	0	0	3
42 Reskoska	2-2	0-0	0-0	1-2-3	2	4	0	4	0	0	14
TEAM				2-1-3							
Totals.....	25-62	2-12	15-19	17-28-45	21	67	13	26	0	6	200

WAKE (7-1)	fg	3fg	ft	o-d-t	pf	TP	a	to	bs	s	mp
13 Walker*	2-3	0-0	1-2	1-3-4	4	5	2	0	0	1	18
23 Ray*	1-5	0-0	5-6	3-3-6	3	7	2	2	1	0	27
31 Wright*	7-10	0-0	4-6	3-2-5	4	18	0	2	0	2	17
05 Douglas*	6-11	1-4	1-3	0-2-2	3	14	5	1	0	4	25
22 Boykin*	6-9	2-4	2-2	1-0-1	2	16	5	0	0	0	24
01 Thomas	3-7	0-0	1-1	0-3-3	0	7	2	2	0	3	21
02 Hall	0-3	0-1	0-0	0-0-0	0	0	0	0	0	1	3
03 Collier	0-1	0-1	0-0	0-0-0	0	0	0	1	0	1	10
11 Johnson	0-3	0-1	0-0	0-1-1	0	0	1	1	0	0	6
14 Webster	0-0	0-0	0-0	0-2-2	1	0	0	1	0	0	3
15 Calicott	1-2	1-1	0-0	0-1-1	0	3	0	1	0	0	7
21 Garcia	3-7	1-2	11-11	0-1-1	2	18	0	3	0	1	19
25 Hamby	0-4	0-1	2-4	4-2-6	2	2	1	0	0	3	20
TEAM				2-4-6							
Totals.....	29-65	5-15	27-35	14-24-38	21	90	18	12	3	14	200

	1st	2nd	OT	Total	FG%	3pFG%	FT%
Radford	28	39	--	67	40.3	16.7	78.9
Wake Forest	40	50	--	90	44.6	33.3	77.1

Officials: Bryan Brunette, Daryl Humphrey, Angel Stanton



GAME 9	
DECEMBER 11, 2011	
#22/25 DELAWARE	70
WAKE FOREST	57
<i>LJVM Coliseum (507) Winston-Salem, N.C.</i>	

DEL (8-0)	fg	3fg	ft	o-d-t	pf	TP	a	to	bs	s	mp
11 Delle Donne*	9-21	1-3	11-11	7-6-13	0	30	3	1	3	2	39
12 Parker*	2-6	0-0	3-5	2-6-8	4	7	2	0	0	4	32
15 Richards*	4-8	0-0	0-0	1-5-6	4	8	2	0	0	2	35
21 Lucas*	2-14	2-7	3-4	0-0-0	0	9	1	4	0	3	33
22 Carra*	4-10	1-6	2-2	2-1-3	3	11	1	1	0	4	29
01 Kabongo	0-0	0-0	0-0	0-0-0	0	0	0	0	0	0	0+1
02 Bailey	1-3	0-0	3-4	3-2-5	2	5	0	2	0	0	7
10 Miller	0-0	0-0	0-0	0-1-1	0	0	1	1	0	0	7
13 Buchanan	0-1	0-0	0-0	0-0-0	0	0	0	1	0	0	2
51 Acker	0-0	0-0	0-0	0-0-0	0	0	0	0	0	0	2
TEAM				2-4-6							
Totals.....	22-63	4-16	22-26	17-25-42	13	70	10	11	3	15	200

WAKE (7-2)	fg	3fg	ft	o-d-t	pf	TP	a	to	bs	s	mp
13 Walker*	1-5	0-0	2-2	0-0-0	2	4	0	3	0	0	11
23 Ray*	3-8	0-0	4-5	4-2-6	4	10	3	2	0	2	37
31 Wright*	0-3	0-0	0-2	1-7-8	4	0	0	1	1	0	19
05 Douglas*	4-9	4-7	3-4	0-1-1	2	15	0	5	0	1	27
22 Boykin*	2-6	1-2	0-0	0-1-1	0	5	4	1	0	0	23
01 Thomas	3-7	0-0	0-0	0-2-2	2	6	1	2	0	4	18
03 Collier	2-5	2-5	0-0	1-0-1	0	6	1	0	0	0	13
21 Garcia	4-6	0-1	2-3	1-3-4	4	10	0	4	2	0	21
25 Hamby	0-0	0-0	0-0	2-4-6	3	0	0	1	0	0	12
33 Williams	0-3	0-1	1-2	0-4-4	5	1	4	2	0	1	19
TEAM				3-1-4							
Totals.....	19-52	7-16	12-18	12-25-37	26	57	13	21	3	8	200

	1st	2nd	OT	Total	FG%	3pFG%	FT%
Delaware	36	34	--	70	34.9	25.0	84.6
Wake Forest	36	21	--	57	36.5	43.8	66.7

Officials: Bonita Spence, Angela Lewis, Angelica Suffren



GAME 10	
DECEMBER 18, 2011	
HOWARD	63
WAKE FOREST	59
<i>LJVM Coliseum (612) Winston-Salem, N.C.</i>	

HU (5-5)	fg	3fg	ft	o-d-t	pf	TP	a	to	bs	s	mp
13 Doyle*	10-19	0-0	8-9	2-5-7	0	28	0	2	1	1	43
44 Smith*	0-6	0-1	0-0	2-0-2	2	0	0	2	0	0	13
22 Deterville*	0-0	0-0	0-0	1-6-7	5	0	0	1	0	4	39
04 Holmes*	3-16	0-3	8-8	0-6-6	3	14	3	3	0	4	45
05 Curley-Payne*	3-7	1-3	3-4	0-4-4	3	10	2	5	0	6	39
02 Bradford	0-0	0-0	2-2	0-0-0	2	0	2	0	0	0	6
12 Brown	4-12	1-5	0-0	1-4-5	3	9	3	4	0	0	33
25 O'Neal	0-1	0-0	0-0	0-0-0	0	0	0	0	0	0	2
34 Deterville	0-0	0-0	0-0	0-0-0	0	0	0	0	0	1	5
TEAM				3-4-7							
Totals.....	20-61	2-12	21-23	9-29-38	16	63	8	19	1	16	225

WAKE (7-3)	fg	3fg	ft	o-d-t	pf	TP	a	to	bs	s	mp
13 Walker*	1-5	0-0	4-4	3-4-7	2	6	1	2	1	2	23
23 Ray*	5-8	0-1	0-1	4-5-9	1	10	1	5	0	2	30
31 Wright*	1-2	0-0	0-0	2-5-7	3	2	0	2	1	0	11
05 Douglas*	0-14	0-5	1-2	1-0-1	1	1	4	3	0	1	32
22 Boykin*	3-10	1-4	4-4	0-0-0	3	11	1	1	0	1	33
01 Thomas	1-4	0-0	0-0	1-3-4	5	2	0	4	1	1	18
03 Collier	0-2	0-1	0-0	0-1-1	0	0	0	0	0	0	7
21 Garcia	7-16	0-3	4-5	5-5-10	2	18	0	3	1	0	33
25 Hamby	0-0	0-0	0-0	0-2-2	1	0	1	0	1	1	11
33 Williams	4-8	0-0	1-4	2-2-4	4	9	2	5	0	2	27
TEAM				2-6-8							
Totals.....	22-69	1-14	14-20	20-33-53	22	59	10	27	5	10	225

	1st	2nd	OT	Total	FG%	3pFG%	FT%
Howard	17	35	11	63	32.8	16.7	91.3
Wake Forest	30	22	7	59	31.9	7.1	70.0

Officials: Taiqua Stewart, Jules Gallien, Angela Lewis



GAME 11	
DECEMBER 21, 2011	
WAKE FOREST	65
SMU	

2011-12 DEMON DEACON BASKETBALL

WNIT ♦ WAKE FOREST AT JAMES MADISON ♦ MARCH 18, 2012 ♦ HARRISONBURG, VA.



GAME 13	
DECEMBER 31, 2011	
DAVIDSON	66
WAKE FOREST	68
LJVM Coliseum (388) Winston-Salem, N.C.	

DU (7-5)	fg	3fg	ft	o-d-t	pf	TP	a	to	bs	s	mp
21 Aleksandravicius* 4-13	0-1	2-2	2-7	4	10	1	2	6	0	29	
42 Johnsen*	0-0	0-0	2-2	2	0	2	1	0	8		
02 Murray*	8-14	2-4	4-4	0-3-3	1	22	1	7	0	1	39
32 Sittin*	0-5	0-1	4-4	0-4-4	4	4	6	2	0	4	38
35 Center*	1-3	0-0	1-1	0-5-5	2	3	0	3	0	0	17
04 Davis	5-8	0-0	1-2	3-0-3	1	11	0	2	0	0	13
12 Chiemeka	0-0	0-0	0-0	0-1-1	0	0	0	0	0	0	2
25 Calin	0-2	0-0	1-2	0-4-4	1	1	2	1	1	0	25
33 Ottaway	5-8	1-1	4-5	4-1-5	1	15	1	4	0	1	29
TEAM			2-4-6								1
Totals.....	23-53	3-7	17-20	13-31-44	16	66	11	24	8	6	200

WAKE (10-3)	fg	3fg	ft	o-d-t	pf	TP	a	to	bs	s	mp
13 Walker*	3-7	0-0	2-4	1-4-5	4	8	0	0	2	28	
23 Ray*	1-9	0-0	0-0	2-0-2	0	2	2	2	0	0	24
31 Wright*	0-1	0-0	1-2	1-2-3	1	1	0	0	0	0	8
01 Thomas*	1-6	0-0	4-5	2-1-3	2	6	6	2	0	4	25
22 Boykin*	6-13	2-3	2-2	1-0-1	3	16	1	0	1	0	26
02 Hall	3-6	2-5	0-0	0-2-2	1	8	1	0	0	0	14
05 Douglas	0-6	0-3	0-0	0-1-1	0	0	1	1	0	2	14
21 Garcia	10-13	1-3	1-1	1-5-6	1	22	0	1	3	1	32
25 Hamby	1-1	0-0	0-0	1-1-2	1	2	1	1	0	0	9
33 Williams	1-6	0-0	1-2	3-0-3	2	3	2	2	0	0	20
TEAM			1-2-3								1
Totals.....	26-68	5-14	11-16	13-18-31	15	68	14	9	4	11	200

	1st	2nd	OT	Total	FG%	3pFG%	FT%
Davidson	32	34	--	66	43.4	42.9	85.0
Wake Forest	30	38	--	68	38.2	35.7	68.8

Officials: Jennifer Rezac, Mark Hardcastle, Mark McClenny



GAME 14	
JANUARY 6, 2012	
#7/6 DUKE	76
WAKE FOREST	58
LJVM Coliseum (1,358) Winston-Salem, N.C.	

DU (11-2, 0-0)	fg	3fg	ft	o-d-t	pf	TP	a	to	bs	s	mp
15 Jackson*	4-9	0-1	3-5	4-2-6	3	11	2	1	0	1	25
33 Peters*	5-13	0-0	2-2	4-2-6	2	12	3	3	1	0	25
01 Williams*	6-13	0-0	6-9	6-10-16	2	18	4	6	12	1	33
12 Gray*	2-5	1-1	1-1	0-4-4	2	6	6	7	1	1	33
32 Liston*	1-4	1-2	3-4	0-3-3	4	6	1	3	0	0	18
03 Selby	4-7	1-3	0-0	1-4-5	3	9	3	2	0	2	31
14 Johnson	0-0	0-0	2-2	1-3-4	1	2	0	2	0	0	7
24 Scheer	2-4	0-1	0-0	1-5-6	2	4	1	4	1	0	16
43 Vernerey	3-3	0-0	2-2	1-2-3	0	8	2	0	1	0	12
TEAM			2-2-4								1
Totals.....	27-58	3-8	19-25	20-37-57	19	76	22	28	16	5	200

WAKE (10-4, 0-1)	fg	3fg	ft	o-d-t	pf	TP	a	to	bs	s	mp
13 Walker*	2-9	1-2	0-2	4-1-5	4	5	0	3	3	3	29
23 Ray*	4-10	0-0	1-1	3-4-7	3	9	1	4	2	3	26
21 Garcia*	0-11	0-0	0-0	3-2-5	1	0	1	1	0	1	17
01 Thomas*	1-7	0-0	0-0	1-1-2	4	2	5	2	0	1	24
22 Boykin*	10-25	5-10	0-0	2-1-3	0	25	1	1	0	3	36
02 Hall	1-1	1-1	0-0	0-0-0	2	3	1	0	0	0	5
05 Douglas	0-6	0-1	0-2	0-1-1	0	0	3	1	0	0	15
25 Hamby	0-1	0-0	0-0	0-0-0	0	0	0	1	0	0	7
31 Wright	4-6	0-0	1-3	2-1-3	3	9	0	1	0	1	19
33 Williams	1-4	0-0	3-5	4-1-5	3	5	0	2	0	4	22
TEAM			4-1-5								1
Totals.....	23-80	7-16	5-13	23-13-36	20	58	12	16	6	16	200

	1st	2nd	OT	Total	FG%	3pFG%	FT%
#7/6 Duke	34	42	--	76	46.6	37.5	76.0
Wake Forest	27	31	--	58	28.8	38.8	38.5

Officials: Eric Brewton, Denise Brooks, Rachelle Jones



GAME 15	
JANUARY 8, 2012	
BOSTON COLLEGE	58
WAKE FOREST	72
LJVM Coliseum (512) Winston-Salem, N.C.	

BC (5-10, 0-2)	fg	3fg	ft	o-d-t	pf	TP	a	to	bs	s	mp
21 Doherty*	10-14	4-5	0-0	1-6-7	3	24	1	1	1	1	36
22 Caracciolo*	2-6	0-0	4-5	1-4-5	2	8	0	3	0	1	36
10 Shields*	2-7	1-6	0-0	0-3-3	1	5	2	3	0	0	13
20 Brown*	0-1	0-0	2-2	1-2-3	2	2	0	3	0	0	38
31 Ruffin*	1-5	1-3	2-2	0-0-0	3	5	3	2	1	4	22
01 Fressle	0-3	0-0	0-0	0-1-1	1	0	0	4	0	0	11
03 Holt	0-6	0-0	3-4	3-3-6	3	3	6	0	3	25	
25 Smith	3-7	0-0	5-6	0-0-0	1	11	1	1	0	0	17
32 Lesko	0-0	0-0	0-0	0-0-0	0	0	0	0	0	0	2
44 Cooper	0-0	0-0	0-0	0-0-0	0	0	0	0	0	0	0+
TEAM			1-3-4								2
Totals.....	18-49	6-14	16-19	7-22-29	17	58	10	25	2	12	200

WAKE (11-4, 1-1)	fg	3fg	ft	o-d-t	pf	TP	a	to	bs	s	mp
13 Walker*	1-5	0-0	0-0	1-3-4	2	2	2	2	0	2	28
23 Ray*	4-9	0-0	1-4	3-3-6	2	9	0	2	2	2	16
31 Wright*	4-5	0-0	3-3	3-5-8	5	11	0	3	0	0	21
01 Thomas*	2-2	0-0	4-5	0-1-1	2	8	5	5	0	2	23
22 Boykin*	5-12	1-2	1-2	0-0-0	1	12	3	1	0	4	35
02 Hall	0-0	0-0	0-0	0-1-1	1	0	0	0	0	0	5
05 Douglas	2-6	0-2	2-2	0-2-2	2	6	3	2	0	1	17
15 Calicott	1-2	0-0	0-0	0-0-0	1	2	0	0	0	1	2
21 Garcia	0-4	0-2	1-1	2-3-5	0	1	2	2	2	0	15
25 Hamby	4-7	0-0	1-1	0-3-3	1	9	0	0	0	0	12
33 Williams	5-8	0-0	2-2	2-2-4	2	12	3	3	0	2	26
TEAM			2-1-3								1
Totals.....	28-60	1-6	15-20	13-24-37	19	72	18	20	4	13	200

	1st	2nd	OT	Total	FG%	3pFG%	FT%
Boston College	22	36	--	58	36.7	42.9	84.2
Wake Forest	28	44	--	72	46.7	16.7	75.0

Officials: Dee Kantner, Billy Smith, Dan Outlaw



GAME 16	
JANUARY 12, 2012	
WAKE FOREST	67
GEORGIA TECH	71
Gwinnett Arena (904) Duluth, Ga.	

WAKE (11-5, 1-2)	fg	3fg	ft	o-d-t	pf	TP	a	to	bs	s	mp
13 Walker	2-5	1-2	0-0	2-3-5	1	5	0	4	0	2	16
23 Ray	1-3	0-0	5-6	2-2-4	3	7	0	3	1	0	15
31 Wright	3-3	0-0	0-0	1-6-7	4	6	0	0	1	0	26
01 Thomas	1-5	0-1	1-1	1-2-3	2	3	7	4	0	2	17
22 Boykin	5-16	3-5	1-2	1-1-2	2	14	2	1	0	2	30
02 Hall	1-3	1-3	0-0	0-0-0	0	3	1	0	0	0	8
05 Douglas	5-15	1-7	0-0	0-1-1	2	11	3	1	0	0	24
21 Garcia	2-4	0-2	0-0	1-1-2	1	4	0	1	1	0	15
25 Hamby	2-6	0-0	0-0	0-3-3	1	4	2	1	0	3	24
33 Williams	5-8	0-0	0-1	5-4-9	4	10	3	4	0	0	25
TEAM			5-2-7								3
Totals.....	27-68	6-20	7-10	18-25-43	20	67	18	22	3	9	200

GT (12-5, 2-2)	fg	3fg	ft	o-d-t	pf	TP	a	to	bs	s	mp
14 Adams	1-3	0-0	0-0	1-2-3	2	2	1	0	3	1	18
15 Marshall	7-13	0-1	6-9	6-6-12	0	20	2	4	1	3	35
45 Goodlett	6-18	0-0	7-9	1-5-6	2	19	2	6	3	1	34
01 Maye	3-6	0-0	0-4	2-1-3	0	6	6	2	0	3	25
05 Walthour	2-10	2-7	2-2	0-3-3	3	8	3	0	0	1	36
02 Bennett	4-6	0-0	0-1	0-2-2	2	8	1	0	1	1	18
10 Hamilton-Carter	1-2	0-0	0-0	0-1-1	0	2	0	0	0	1	4
12 Fogdenmark	0-0	0-0	0-0	0-0-0	0	0	0	0	0	0	0+
23 Wallace	1-3	0-1	0-0	0-1-1	1	2	2	0	0	0	6
33 Regins	1-1	0-0	2-2	1-2-3	2	4	1	2	1	0	21
41 Gortnar	0-0	0-0	0-0	2-0-2	0	0	0	1	0	0	3
TEAM			2-3-5								1
Totals.....	26-62	2-9	17-27	16-25-41	12	71	18	16	9	11	200

	1st	2nd	OT	Total	FG%	3pFG%	FT%
Wake Forest	31	36	--	67	39.7	30.0	70.0
Georgia Tech	38	33	--	71	41.9	22.2	63.0

Officials: Wesley Dean, Joseph Vasziy, Diana DePaul



GAME 17	
JANUARY 16, 2012	
NC STATE	75
WAKE FOREST	66
LJVM Coliseum (1,182) Winston-Salem, N.C.	

NCSU (16-6, 2-3)	fg	3fg	ft	o-d-t	pf	TP
------------------	----	-----	----	-------	----	----

2011-12 DEMON DEACON BASKETBALL

WNIT ♦ WAKE FOREST AT JAMES MADISON ♦ MARCH 18, 2012 ♦ HARRISONBURG, VA.



GAME 19	
JANUARY 22, 2012	
CLEMSON	65
WAKE FOREST	94
LJVM Coliseum (894) Winston-Salem, N.C.	

CU (5-12, 1-5)	fg	3fg	ft	o-d-t	pf	TP	a	to	bs	s	mp
12 Pettaway*	11-20	0-0	2-2	4-5-9	2	24	0	1	1	1	30
21 Dixon*	3-11	3-7	0-0	2-1-3	5	9	2	3	1	1	19
31 Mason*	6-8	0-0	5-6	1-2-3	3	17	2	1	4	0	34
02 Lindsay*	1-4	0-0	0-2	2-0-2	2	2	8	6	0	0	34
05 Gramlich*	4-12	3-8	2-3	1-9-10	2	13	3	2	0	0	36
23 Dunn	0-0	0-0	0-2	0-2-2	1	0	1	5	0	3	29
34 Ford	0-2	0-0	0-0	2-4-6	5	0	1	7	1	0	18
TEAM			2-2-4								
Totals.....	25-57	6-15	9-15	14-25-39	20	65	17	25	7	5	200

WAKE (12-7, 2-4)	fg	3fg	ft	o-d-t	pf	TP	a	to	bs	s	mp
13 Walker*	3-3	0-0	0-0	1-3-4	4	6	0	1	0	1	15
23 Ray*	4-9	0-0	1-2	3-5-8	1	9	4	4	2	2	28
31 Wright*	4-8	0-0	4-5	2-5-7	3	12	0	0	1	1	20
01 Thomas*	2-3	0-0	1-3	3-3-6	0	5	6	0	0	1	19
22 Boykin*	8-16	5-10	0-1	2-1-3	1	21	3	0	0	2	33
02 Hall	2-5	0-3	0-0	0-0-0	1	4	1	0	0	0	6
03 Collier	0-0	0-0	0-0	0-0-0	0	0	0	1	0	0	1
05 Douglas	2-8	0-4	1-2	0-1-1	2	5	11	1	0	3	20
11 Johnson	1-2	0-0	0-1	1-0-1	0	2	0	0	0	0	4
15 Calcott	2-3	2-2	0-1	2-1-3	2	6	1	1	0	2	19
21 Garcia	7-12	2-4	3-7	7-3-10	2	19	0	3	0	2	20
25 Hamby	1-2	0-0	3-6	1-0-1	3	5	0	1	0	2	15
TEAM			1-1-2								
Totals.....	36-71	9-23	13-28	22-22-44	19	94	26	12	3	16	200

	1st	2nd	OT	Total	FG%	3pFG%	FT%
Clemson	32	33	--	65	43.9	40.0	60.0
Wake Forest	46	48	--	94	50.7	39.1	46.4

Officials: Carla Fountain, Jennifer Rezac, Bruce Morris



GAME 20	
JANUARY 26, 2012	
WAKE FOREST	39
#10/8 MIAMI	64
BankUnited Center (1,648) Coral Gables, Fla.	

WAKE (12-8, 2-5)	fg	3fg	ft	o-d-t	pf	TP	a	to	bs	s	mp
13 Walker*	0-3	0-1	0-0	1-4-5	1	0	0	2	0	2	19
23 Ray*	3-7	0-0	3-4	3-1-4	3	9	0	4	2	0	28
31 Wright*	2-5	0-0	0-0	1-1-2	2	4	0	0	0	0	18
01 Thomas*	2-7	0-1	0-0	0-2-2	1	4	2	2	0	1	19
22 Boykin*	3-12	1-4	0-0	1-4-5	1	7	2	1	0	0	35
02 Hall	0-3	0-3	0-0	0-0-0	0	0	0	1	0	0	5
05 Douglas	1-7	0-4	2-2	0-2-2	0	4	0	4	1	0	21
15 Calcott	1-5	1-2	2-2	1-1-2	0	5	0	2	0	1	12
21 Garcia	1-4	0-1	0-0	1-5-6	1	2	1	1	0	1	22
25 Hamby	2-7	0-1	0-2	4-3-7	1	4	1	1	3	0	21
TEAM			4-1-5								
Totals.....	15-60	2-17	7-10	16-24-40	10	39	6	20	6	5	200

MIAMI (18-3, 7-1)	fg	3fg	ft	o-d-t	pf	TP	a	to	bs	s	mp
34 Bullock*	2-3	0-0	1-2	1-5-6	1	5	2	1	1	0	26
40 Wilson*	1-6	0-0	2-2	5-1-6	2	4	2	2	0	0	22
03 Yderstrom*	5-14	3-10	1-2	1-5-6	0	14	4	2	3	2	29
12 Saunders*	2-7	0-4	0-0	1-0-1	1	4	0	1	0	0	17
42 Johnson*	4-10	2-4	0-0	3-9-12	0	10	7	3	4	2	34
01 Williams	6-14	2-7	0-0	1-5-6	1	14	4	2	0	0	30
10 Woods	3-6	1-3	2-2	3-0-3	3	9	0	1	0	2	14
23 Williams	0-1	0-0	0-0	1-0-1	0	0	0	0	0	0	4
24 Capers	1-1	0-0	0-2	1-2-3	1	2	0	2	0	1	13
33 McGuire	0-0	0-0	0-0	0-0-0	0	0	1	0	0	0	2
50 Brown	1-4	0-0	0-0	0-3-3	0	2	0	0	0	2	9
TEAM			2-1-3								
Totals.....	25-66	8-28	6-10	19-31-50	9	64	20	17	8	9	200

	1st	2nd	OT	Total	FG%	3pFG%	FT%
Wake Forest	20	19	--	39	25.0	11.8	70.0
Miami	33	31	--	64	37.9	28.6	60.0

Officials: Denise Brooks, Angelica Suffren, Luis Gonzalez



GAME 21	
JANUARY 29, 2012	
#25 NORTH CAROLINA	75
WAKE FOREST	71
LJVM Coliseum (3,246) Winston-Salem, N.C.	

UNC (16-5, 6-2)	fg	3fg	ft	o-d-t	pf	TP	a	to	bs	s	mp
21 Gross*	1-3	1-2	0-0	2-2-4	2	3	0	2	1	0	15
20 Shegog*	8-12	0-0	3-9	3-7-10	2	19	2	3	3	0	36
01 White*	0-4	0-3	0-0	0-1-1	3	0	5	2	0	0	25
04 Wood*	3-10	2-7	2-2	1-2-3	1	10	2	5	0	0	33
44 Ruffin-Pratt*	8-19	0-1	5-7	1-3-4	2	21	0	3	1	2	34
10 Butts	0-0	0-0	0-0	0-0-0	1	0	0	0	0	0	4
11 Rountree	0-2	0-2	0-0	0-2-2	0	2	1	3	0	0	19
32 Rolle	1-1	0-0	0-0	0-0-0	0	2	1	0	0	0	4
33 Broomfield	8-11	0-0	4-9	8-10-18	3	20	1	1	0	1	30
TEAM			1-1-2								
Totals.....	29-62	3-15	14-27	16-28-44	16	75	12	19	5	3	200

WAKE (12-9, 2-6)	fg	3fg	ft	o-d-t	pf	TP	a	to	bs	s	mp
13 Walker*	3-9	0-1	0-0	0-5-5	3	6	2	2	0	4	27
23 Ray*	5-6	0-0	1-2	2-6-8	2	11	1	3	0	1	30
31 Wright*	2-4	0-0	0-0	1-3-4	4	4	0	2	0	1	20
01 Thomas*	1-1	0-0	0-2	1-0-1	2	2	4	1	0	1	14
22 Boykin*	8-21	2-9	3-4	2-6-8	2	21	1	4	0	0	40
05 Douglas	5-11	2-6	1-2	0-1-1	3	13	5	3	0	2	26
15 Calcott	1-3	0-1	0-0	0-1-1	0	2	0	0	0	0	10
21 Garcia	2-6	0-2	2-2	0-2-2	2	6	0	0	0	0	20
25 Hamby	3-5	0-1	0-0	0-1-1	2	6	0	1	0	4	13
TEAM			6-1-7								
Totals.....	30-66	4-20	7-12	12-26-38	20	71	13	16	0	13	200

	1st	2nd	OT	Total	FG%	3pFG%	FT%
North Carolina	33	42	--	75	46.8	20.0	51.9
Wake Forest	34	37	--	71	45.5	20.0	58.3

Officials: Joe Cunningham, Dennis DeMayo, Tom Danaher



GAME 22	
FEBRUARY 2, 2012	
WAKE FOREST	43
#5/6 DUKE	75
Cameron Indoor Stadium (4,160) Durham, N.C.	

WAKE (12-10, 2-7)	fg	3fg	ft	o-d-t	pf	TP	a	to	bs	s	mp
23 Ray*	3-7	0-1	0-0	5-7-12	3	6	2	3	3	3	31
25 Hamby*	2-6	1-2	0-0	2-6-8	1	5	0	5	2	4	29
31 Wright*	1-5	0-0	0-0	2-2-4	4	2	0	3	2	1	19
01 Thomas*	2-6	0-1	2-5	1-2-3	2	6	3	6	0	2	18
22 Boykin*	4-19	0-6	2-3	1-1-2	1	10	2	1	0	4	33
02 Hall	0-0	0-0	0-0	0-0-0	0	0	1	0	0	0	3
05 Douglas	3-10	3-8	2-4	0-2-2	2	11	0	2	0	0	28
11 Johnson	0-4	0-0	0-0	1-2-3	0	0	0	2	0	0	10
15 Calcott	0-2	0-1	0-0	0-0-0	1	0	1	0	0	0	6
21 Garcia	1-5	1-4	0-0	2-1-3	3	3	1	2	0	0	23
TEAM			1-1-2								
Totals.....	16-64	5-23	6-12	15-24-39	17	43	9	27	7	14	200

DUKE (18-3, 9-0)	fg	3fg	ft	o-d-t	pf	TP	a	to	bs	s	mp
15 Jackson*	3-8	0-0	5-5	5-6-11	2	11	2	3	0	5	31
33 Peters*	8-13	2-3	0-0	3-8-11	4	18	2	6	0	1	27
01 Williams*	7-12	0-0	2-4	4-5-9	1	16	1	3	3	1	30
03 Selby*	2-7	2-4	0-2	0-1-1	1	6	2	2	0	2	23
12 Gray*	4-9	1-3	3-5	1-6-7	1	12	4	4	1	3	28
14 Johnson	0-1	0-0	0-0	0-0-0	1	0	1	0	0	1	11
24 Scheer	2-6	0-1	0-0	2-2-4	0	4	1	1	1	3	16
32 Liston	3-10	0-2	0-0	1-3-4	4	6	2	1	0	3	20
35 Frush	0-0	0-0	2-2	0-0-0	0	2	0	1	0	0	2
43 Verneyrey	0-0	0-0	0-1	1-4-5	1	0	0	2	0	0	12
TEAM			1-1-2								
Totals.....	29-66	5-13	12-19	18-36-54	15	75	15	23	5	19	200

	1st	2nd	OT	Total	FG%	3pFG%	FT%
Wake Forest	19	24	--	43	25.0	21.7	50.0
Duke	36	39	--	75	43.9	38.5	63.2

Officials: Ed Sidlasky, Karen Preato, Taiqua Stewart



GAME 23	
FEBRUARY 5, 2012	
WAKE FOREST	73
BOSTON COLLEGE	60
Conte Forum (963) Chestnut Hill, Mass.	

WAKE (13-10, 3-7)	fg	3fg	ft	o-d-t	pf	TP	a	to	bs	s	mp
23 Ray*	4-9	0-0	2-6	8-4-12	2	10	1	0	3	3	38
25 Hamby*	2-5	0-1	1-1	4-2-6	4	5	0	2	0	0	19
31 Wright*	0-2	0-0	0-0								

2011-12 DEMON DEACON BASKETBALL

WNIT ♦ WAKE FOREST AT JAMES MADISON ♦ MARCH 18, 2012 ♦ HARRISONBURG, VA.



GAME 25	
FEBRUARY 12, 2012	
WAKE FOREST	70
NC STATE	57
<i>Reynolds Coliseum (8,560)</i>	
<i>Raleigh, N.C.</i>	

WAKE (15-10, 5-7)	fg	3fg	ft	o-d-t	pf	TP	a	to	bs	s	mp
01 Thomas*	1-5	0-0	2-4	1-2-3	3	4	1	2	0	2	14
22 Boykin*	2-6	1-5	2-2	0-2-2	0	7	1	3	0	1	31
23 Ray*	4-8	0-0	2-2	0-4-4	3	10	3	4	2	2	34
25 Hamby*	3-5	0-1	0-1	2-2-4	3	6	0	2	2	0	22
31 Wright*	2-2	0-0	0-0	0-2-2	3	4	0	0	1	1	19
02 Hall	3-5	2-4	0-0	1-1-2	0	8	0	0	0	0	7
05 Douglas	6-12	2-5	7-8	0-6-6	2	21	4	4	0	0	27
13 Walker	0-3	0-1	1-3	0-1-1	3	1	0	4	0	0	19
15 Calicott	0-1	0-0	0-0	0-2-2	0	0	0	0	0	0	6
21 Garcia	3-6	1-2	2-2	1-5-6	5	9	1	1	2	1	21
TEAM				1-7-8							
Totals.....	24-53	6-18	16-22	6-34-40	22	70	10	20	7	7	200

NCSU (15-11, 4-8)	fg	3fg	ft	o-d-t	pf	TP	a	to	bs	s	mp
01 G-Coleman*	4-10	2-7	0-0	0-2-2	2	10	5	7	0	3	31
11 Tasler*	1-6	1-4	0-2	2-2-4	5	3	3	1	0	1	30
22 Holston*	4-11	0-1	3-7	4-5-9	2	11	4	2	0	1	30
23 Kastanek*	3-9	0-5	4-4	1-2-3	1	10	3	5	0	0	30
44 Burke*	4-9	3-3	2-4	0-4-4	3	13	0	1	1	2	27
03 Durham	0-0	0-0	0-0	0-0-0	0	0	0	0	0	0	1
04 Bell	1-4	0-0	0-0	1-2-3	0	2	0	0	1	0	14
05 Williams	0-2	0-1	1-2	2-2-4	1	1	0	1	1	1	7
12 Barrett	1-7	0-1	0-0	2-0-2	1	2	1	0	1	1	10
21 Donovan	1-5	0-2	0-0	1-1-2	2	2	0	2	0	0	11
41 Daniel	1-1	0-0	1-1	0-3-3	3	3	0	1	0	0	9
TEAM				2-5-7							
Totals.....	20-64	6-24	11-20	15-28-43	19	57	16	20	3	9	200

	1st	2nd	OT	Total	FG%	3pFG%	FT%
Wake Forest	23	47	--	70	45.3	33.3	72.7
NC State	25	32	--	57	31.3	25.0	55.0

Officials: Dee Kantner, Jennifer Rezac, Dan Outlaw



GAME 26	
FEBRUARY 16, 2012	
#20/22 GEORGIA TECH	67
WAKE FOREST	52
<i>LJVM Coliseum (743)</i>	
<i>Winston-Salem, N.C.</i>	

GT (19-7, 9-4)	fg	3fg	ft	o-d-t	pf	TP	a	to	bs	s	mp
15 Marshall*	4-11	0-0	6-7	4-6-10	1	14	1	4	0	1	33
41 Gortnar*	0-1	0-0	0-0	0-4-4	2	0	0	0	1	2	15
45 Goodlett*	6-17	0-0	4-6	2-4-6	2	16	3	6	0	2	34
01 Maye*	9-13	1-1	4-7	4-2-6	2	23	2	0	0	5	30
05 Walthour*	4-10	2-5	0-0	0-2-2	1	10	2	1	0	3	39
02 Bennett	0-2	0-0	0-0	1-3-4	1	0	0	1	0	0	15
10 H-Carter	0-0	0-0	0-0	0-0-0	2	0	0	0	0	0	4
12 Fogdemark	0-2	0-2	0-0	0-0-0	0	0	0	1	0	0	2
14 Adams	0-0	0-0	0-0	0-0-0	1	0	0	0	0	0	0+
23 Wallace	0-1	0-0	0-0	0-0-0	0	0	0	1	0	0	2
32 Regins	2-4	0-0	0-0	1-1-2	4	4	1	1	0	1	26
TEAM				2-3-5							
Totals.....	25-61	3-8	14-20	14-25-39	16	67	9	15	1	14	200

WAKE (15-11, 5-8)	fg	3fg	ft	o-d-t	pf	TP	a	to	bs	s	mp
23 Ray*	2-6	0-0	5-6	3-7-10	3	9	0	3	0	3	35
25 Hamby*	3-10	1-2	0-1	1-3-4	1	7	0	3	2	1	29
31 Wright*	4-8	0-0	4-6	1-6-7	1	12	0	0	1	1	27
01 Thomas*	1-3	0-0	0-0	0-1-1	0	2	2	7	0	1	12
22 Boykin*	6-13	2-5	2-2	0-3-3	2	16	0	4	0	0	36
02 Hall	0-0	0-0	0-0	0-0-0	0	0	0	0	0	0	4
05 Douglas	2-7	0-0	1-2	0-0-0	3	5	4	0	1	1	29
13 Walker	0-0	0-0	0-0	2-0-2	4	0	0	1	0	0	14
15 Calicott	0-0	0-0	1-2	0-2-2	0	1	0	1	0	0	5
21 Garcia	0-3	0-1	0-0	1-0-1	2	0	0	0	0	0	9
TEAM				3-4-7							
Totals.....	18-50	3-8	13-19	11-26-37	16	52	7	23	3	7	200

	1st	2nd	OT	Total	FG%	3pFG%	FT%
Georgia Tech	27	40	--	67	41.0	37.5	70.0
Wake Forest	20	32	--	52	36.0	37.5	68.4

Officials: Eric Brewton, Kathleen Lynch, Daryl Humphrey



GAME 27	
FEBRUARY 19, 2012	
WAKE FOREST	63
CLEMSON	51
<i>Littlejohn Coliseum (926)</i>	
<i>Clemson, S.C.</i>	

WAKE (16-11, 6-8)	fg	3fg	ft	o-d-t	pf	TP	a	to	bs	s	mp
23 Ray*	2-9	0-0	0-0	4-2-6	1	4	4	1	1	1	32
25 Hamby*	1-7	1-2	1-4	3-6-9	0	4	1	0	2	0	21
31 Wright*	3-9	0-0	2-4	3-6-9	3	8	1	1	1	1	27
01 Thomas*	3-6	1-1	0-0	2-2-4	2	7	2	4	0	2	21
22 Boykin*	4-10	2-5	0-0	2-3-5	2	10	4	3	0	2	36
02 Hall	1-4	1-4	0-0	0-1-1	0	3	0	1	0	0	4
05 Douglas	5-10	4-7	1-2	0-2-2	2	15	2	3	0	2	19
13 Walker	0-3	0-0	1-2	6-1-7	2	1	1	3	1	1	19
15 Calicott	1-2	1-2	0-0	0-1-1	1	3	0	1	0	0	8
21 Garcia	3-4	0-0	2-2	1-1-2	2	8	0	3	0	0	13
TEAM				1-5-6							
Totals.....	23-64	10-21	7-14	22-30-52	15	63	15	20	5	9	200

CU (6-19, 2-12)	fg	3fg	ft	o-d-t	pf	TP	a	to	bs	s	mp
12 Pettaway*	5-14	0-0	0-0	6-5-11	3	10	2	1	1	1	22
31 Mason*	2-9	0-0	2-2	2-4-6	2	6	1	4	5	0	34
02 Lindsay*	3-8	0-1	0-0	3-3-6	2	6	5	4	0	2	35
21 Dixon*	2-11	0-6	4-9	1-1-2	1	8	1	5	0	7	33
23 Dunn*	2-7	0-2	0-0	0-1-1	0	4	3	1	0	2	30
05 Gramlich	2-3	2-2	0-0	0-1-1	1	6	0	1	0	0	22
34 Ford	1-3	0-0	0-1	0-3-3	3	2	0	0	0	0	9
44 Pauldo	3-8	0-0	3-3	1-4-5	1	9	1	0	0	0	15
TEAM				4-1-5							
Totals.....	20-63	2-11	9-15	17-23-40	13	51	13	16	6	12	200

	1st	2nd	OT	Total	FG%	3pFG%	FT%
Wake Forest	28	35	--	63	35.9	47.6	50.0
Clemson	21	30	--	51	31.7	18.2	60.0

Officials: Joe Cunningham, Angelica Suffren, Maj Forsberg



GAME 28	
FEBRUARY 24, 2012	
WAKE FOREST	55
VIRGINIA	61
<i>John Paul Jones Arena (3,988)</i>	
<i>Charlottesville, Va.</i>	

WAKE (16-12, 6-9)	fg	3fg	ft	o-d-t	pf	TP	a	to	bs	s	mp
23 Ray*	4-5	0-0	1-4	5-6-11	5	9	0	5	1	0	28
25 Hamby*	0-3	0-1	1-2	1-1-2	0	1	0	0	0	2	15
31 Wright*	1-1	0-0	2-2	2-4-6	3	4	0	1	0	1	14
01 Thomas*	3-5	1-2	0-0	0-0-0	2	7	3	1	0	1	19
22 Boykin*	3-8	2-5	0-0	2-0-2	0	8	1	4	0	1	23
02 Hall	1-2	1-2	0-0	1-1-2	0	3	0	1	0	0	6
05 Douglas	7-16	3-8	2-2	0-1-1	2	19	1	3	0	1	32
13 Walker	1-6	0-1	2-3	0-4-4	4	4	0	1	0	0	31
14 Webster	0-0	0-0	0-0	0-0-0	0	0	0	0	0	0	1
15 Calicott	0-0	0-0	0-0	0-1-1	2	0	0	1	0	0	7
21 Garcia	0-5	0-4	0-0	0-4-4	1	0	1	3	0	1	24
TEAM				1-2-3							
Totals.....	20-51	7-23	8-13	12-24-36	19	55	6	20	1	7	200

UVA (20-9, 8-7)	fg	3fg	ft	o-d-t	pf	TP	a	to	bs	s	mp
50 Shine*	2-9	0-0	0-0	2-7-9	1	4	2	2	2	3	35
04 Egwu*	2-6	0-0	2-2	6-3-9	5	6	0	2	0	0	28
14 Gerson*	6-13	2-3	1-3	1-5-6	1	15	1	4	4	2	36
15 Moorer*	4-10	2-3	5-5	2-4-6	3	15	3	2	0	1	33
23 Franklin*	4-8	2-4	7-9	2-3-5	1	17	3	3	1	0	38
10 Wolfe	0-5	0-3	0-0	0-1-1	1	0	0	1	0	2	13
21 Pitts	0-4	0-0	4-6	4-0-4	3	4	0	0	0	0	12
30 McCall	0-2	0-0	0-0	1-0-1	2	0	0	0	0	0	5
TEAM				1-0-1							
Totals.....	18-57	6-13	19-25	19-23-42	17	61	9	14	7	9	200

	1st	2nd	OT	Total	FG%	3pFG%	FT%
Wake Forest	33	22	--	55	39.2	30.4	61.5
Virginia	25	36	--	61	31.6	46.2	76.0

Officials: Felicia Grinter, Susan Blauch, Karen Preato



GAME 29	
FEBRUARY 26, 2012	
VIRGINIA TECH	39
WAKE FOREST	68
<i>LJVM Coliseum (1,467)</i>	
<i>Winston-Salem, N.C.</i>	

VT (7-22, 3-13)	fg	3fg	ft	o-d-t	pf	TP	a	to	bs	s	mp
43 Hines-Allen*	0-3	0-0	0-0								

2011-12 DEMON DEACON BASKETBALL

WNIT ♦ WAKE FOREST AT JAMES MADISON ♦ MARCH 18, 2012 ♦ HARRISONBURG, VA.



GAME 31	
MARCH 2, 2012	
WAKE FOREST	81
NO. 7/7 MIAMI	74
Greensboro Coliseum (7,462)	
Greensboro, N.C.	

WAKE (19-12, 7-9)	fg	3fg	ft	o-d-t	pf	TP	a	to	bs	s	mp
23 Ray*	8-14	0-0	5-7	2-6-8	1	21	1	2	1	0	36
25 Hamby*	0-1	0-0	2-2	1-1-2	0	2	0	0	0	0	8
31 Wright*	1-2	0-0	0-0	0-4-4	2	2	0	0	0	1	14
01 Thomas*	2-7	0-1	2-2	0-2-2	3	6	2	3	0	1	19
22 Boykin*	6-12	2-3	2-2	0-1-1	3	16	1	2	0	3	35
05 Douglas	6-16	1-5	5-6	1-3-4	2	18	1	3	0	1	29
13 Walker	1-3	0-0	0-0	2-5-7	3	2	4	2	3	0	31
15 Calicott	0-0	0-0	0-0	0-0-0	0	0	0	0	0	0	2
21 Garcia	5-8	0-0	4-5	8-2-10	1	14	0	2	0	0	26
TEAM				0-4-4							
Totals.....	29-63	3-9	20-24	14-28-42	15	81	9	14	4	6	200

UM (25-5, 14-2)	fg	3fg	ft	o-d-t	pf	TP	a	to	bs	s	mp
34 Bullock*	2-5	0-0	2-2	0-0-0	2	6	1	2	3	1	32
40 Wilson*	4-6	0-0	0-0	6-7-13	2	8	0	5	1	0	29
01 Williams*	9-21	4-8	0-2	0-5-5	4	22	2	0	0	2	33
03 Yderstrom*	6-13	3-8	3-3	1-2-3	2	18	4	3	0	0	36
42 Johnson*	7-18	1-4	3-3	3-4-7	1	18	6	2	0	2	36
10 Woods	0-0	0-0	2-2	1-0-1	2	2	0	1	0	0	3
12 Saunders	0-3	0-1	0-0	1-0-1	5	0	0	0	0	1	15
23 Williams	0-1	0-1	0-0	0-0-0	0	0	0	0	0	0	2
33 McGuire	0-2	0-0	0-0	0-2-2	0	0	0	0	1	0	8
50 Brown	0-0	0-0	0-0	0-0-0	1	0	0	0	0	0	6
TEAM				2-4-6							
Totals.....	28-69	8-22	10-12	14-24-38	19	74	13	13	5	6	200

	1st	2nd	OT	Total	FG%	3pFG%	FT%
Wake Forest	38	43	--	81	46.0	33.3	83.3
Miami	23	51	--	74	40.6	36.4	83.3

Officials: Bryan Brunette, Daryl Humphrey, Angelica Suffren



GAME 32	
MARCH 3, 2012	
WAKE FOREST	58
NO. 6/5 MARYLAND	73
Greensboro Coliseum (8,049)	
Greensboro, N.C.	

WAKE (19-13, 7-9)	fg	3fg	ft	o-d-t	pf	TP	a	to	bs	s	mp
23 Ray*	2-7	0-0	4-4	0-2-2	5	8	0	2	0	2	29
25 Hamby*	3-7	1-3	0-0	3-2-5	0	7	1	2	0	1	20
31 Wright*	1-3	0-0	1-2	3-2-5	2	3	0	2	0	0	20
01 Thomas*	3-5	1-1	0-0	1-2-3	1	7	1	1	0	0	23
22 Boykin*	5-19	1-5	0-0	5-2-7	2	11	3	0	0	1	34
02 Hall	0-0	0-0	0-0	0-0-0	0	0	0	1	0	0	1
05 Douglas	5-20	2-7	2-2	0-0-0	4	14	2	1	0	0	25
13 Walker	2-10	0-2	0-0	5-4-9	4	4	1	0	0	2	23
15 Calicott	0-0	0-0	0-0	0-0-0	0	0	1	0	0	0	4
21 Garcia	1-3	0-1	2-2	1-0-1	2	4	1	1	0	0	21
TEAM				1-1-2							
Totals.....	22-74	5-19	9-10	19-15-34	20	58	10	10	0	6	200

UM (27-4, 12-4)	fg	3fg	ft	o-d-t	pf	TP	a	to	bs	s	mp
21 Hawkins*	5-11	0-0	0-0	3-2-5	1	10	0	1	2	2	29
25 Thomas*	7-18	0-0	4-7	3-9-12	2	18	4	6	0	1	39
13 DeVaughn*	4-5	0-0	0-1	2-3-5	4	8	0	3	1	0	27
01 Mincy*	3-6	2-3	5-6	3-4-7	3	13	4	2	1	0	31
10 Barrett*	1-2	1-2	0-0	0-2-2	1	3	3	6	0	2	28
03 Moseley	3-5	1-3	2-2	0-2-2	0	9	1	1	0	0	16
12 Kizer	5-5	0-0	2-5	1-3-4	2	12	0	2	1	2	24
22 Rodgers	0-1	0-1	0-0	0-2-2	0	0	0	0	0	0	6
TEAM				2-6-8							
Totals.....	28-53	4-9	13-21	14-33-47	13	73	12	22	5	7	200

	1st	2nd	OT	Total	FG%	3pFG%	FT%
Wake Forest	27	31	--	58	29.7	26.3	90.0
Maryland	33	40	--	73	52.8	44.4	61.9

Officials: Dee Kantner, Sue Blanch, Wesley Dean



GAME 33	
MARCH 15, 2012	
WAKE FOREST	72
CHARLOTTE	61
Halton Arena (623)	
Charlotte, N.C.	

WAKE (20-13, 7-9)	fg	3fg	ft	o-d-t	pf	TP	a	to	bs	s	mp
23 Ray*	8-13	0-0	5-7	5-4-9	4	21	2	1	1	4	31
25 Hamby*	0-1	0-0	0-0	4-7-11	2	0	0	2	1	2	18
31 Wright*	1-2	0-0	0-0	1-1-2	3	2	1	1	0	1	8
01 Thomas*	1-6	0-0	0-0	0-0-0	1	2	4	3	0	3	15
22 Boykin*	3-13	1-4	6-6	1-1-2	0	13	2	1	0	1	36
02 Hall	1-1	1-1	0-0	0-0-0	0	3	0	0	0	0	2
05 Douglas	5-14	4-6	0-2	0-2-2	2	14	0	2	0	0	27
13 Walker	2-5	0-0	0-2	1-4-5	3	4	1	0	2	1	22
15 Calicott	0-3	0-0	0-0	1-0-1	2	0	0	1	0	1	9
21 Garcia	5-9	0-3	3-5	1-3-4	3	13	1	2	0	0	32
TEAM				2-1-3							
Totals.....	26-67	6-14	14-22	16-23-39	20	72	11	13	4	13	200

UNCC (16-14)	fg	3fg	ft	o-d-t	pf	TP	a	to	bs	s	mp
13 Tyler*	2-8	0-0	2-4	4-4-8	1	6	1	4	0	0	26
30 Hailey*	5-7	0-0	0-0	2-3-5	4	10	0	3	4	0	26
03 Holmes*	1-4	1-2	0-0	1-2-3	3	3	2	5	1	1	24
22 Sigmon*	1-4	0-2	0-0	0-0-0	3	2	1	1	0	0	7
23 Forney*	4-7	1-1	4-7	2-3-5	4	13	0	3	0	2	26
04 Dowe	4-9	0-0	7-9	6-13-19	3	15	1	4	0	0	37
10 Hammonds	4-10	0-0	0-0	0-2-2	1	8	2	4	0	1	24
24 Meador	1-4	0-2	0-0	0-0-0	2	2	0	2	0	1	14
32 Woodson	0-5	0-2	2-2	0-2-2	0	2	3	1	0	0	16
TEAM				3-0-3							
Totals.....	22-58	2-9	15-22	18-29-47	21	61	10	27	5	8	200

	1st	2nd	OT	Total	FG%	3pFG%	FT%
Wake Forest	39	33	--	72	38.8	42.9	63.6
Charlotte	29	32	--	61	37.9	22.2	68.2

Officials: Dee Kanter, Angelica Suffren, Angel Stanton

2011-12 DEMON DEACON BASKETBALL

WNIT ♦ WAKE FOREST AT JAMES MADISON ♦ MARCH 18, 2012 ♦ HARRISONBURG, VA.

1 • BROOKE THOMAS

SENIOR ■ GUARD ■ 5-4 ■ ORLANDO, FLA. ■ EDGEWATER

THOMAS' 2011-12 SEASON HIGHLIGHTS:

- Has started 30 games this season.
- Broke the school's career assist record with nine against Florida State on Feb. 9. Has 510 assists in her career.
- Played in her school-record 119th game against Florida State on Feb. 9.
- Opened the year with a career-high tying five steals against Monmouth.
- Has had at least four assists in 16 games this season.
- Scored a season-high nine points vs. Minnesota on 3-of-6 from the field and 3-of-5 from the line.
- Returned to the starting lineup and dished-out five assists and had four steals in the road victory at SMU.
- Dished-out a season-high 10 assists to go along with four rebounds in the win over UMES.
- Grabbed a season-high six rebounds in the win over Clemson.
- Made her first three-pointer of the season at Clemson (2/19).

THOMAS' 2011-12 GAME-BY-GAME STATISTICS

Opponent	Date	Min	FG	FGA	Pct	3PT	3PA	Pct	FT	FTA	Pct	O	D	REB	Avg	PF	FO	AS	TO	BS	ST	TP	Avg
MONMOUTH	11/15/11	20*	2	3	.667	0	0	.000	2	2	1.000	0	0	0	0.0	2	0	5	2	0	5	6	6.0
COPPIN STATE	11/18/11	13*	2	5	.400	0	1	.000	0	0	.000	0	0	0	0.0	3	0	1	2	0	0	4	5.0
KANSAS	11/20/11	19*	2	4	.500	0	1	.000	2	4	.500	0	4	4	1.3	2	0	5	2	0	4	6	5.3
MERCER	11/23/11	19*	1	2	.500	0	0	.000	3	4	.750	0	3	3	1.8	0	0	4	1	0	3	5	5.3
JACKSONVILLE	11/25/11	18*	0	5	.000	0	1	.000	4	4	1.000	1	2	3	2.0	0	0	6	4	0	3	4	5.0
MINNESOTA	12/01/11	15*	3	6	.500	0	0	.000	3	5	.600	1	1	2	2.0	1	0	1	2	0	0	9	5.7
at Seton Hall	12/04/11	15*	1	2	.500	0	0	.000	0	0	.000	0	0	0	1.7	0	0	1	3	0	1	2	5.1
RADFORD	12/07/11	21	3	7	.429	0	0	.000	1	1	1.000	0	3	3	1.9	0	0	2	2	0	3	7	5.4
DELAWARE	12/11/11	18	3	7	.429	0	0	.000	0	0	.000	0	2	2	1.9	2	0	1	2	0	4	6	5.4
HOWARD	12/18/11	18	1	4	.250	0	0	.000	0	0	.000	1	3	4	2.1	5	1	0	4	1	1	2	5.1
at SMU	12/21/11	26*	2	8	.250	0	2	.000	1	2	.500	0	1	1	2.0	0	0	5	2	0	4	5	5.1
UMES	12/29/11	21*	1	5	.200	0	0	.000	0	0	.000	0	4	4	2.2	2	0	10	4	0	2	2	4.8
DAVIDSON	12/31/11	25*	1	6	.167	0	0	.000	4	5	.800	2	1	3	2.2	2	0	6	2	0	4	6	4.9
DUKE	01/06/12	24*	1	7	.143	0	0	.000	0	0	.000	1	1	2	2.2	4	0	5	2	0	1	2	4.7
BOSTON COL.	01/08/12	23*	2	2	1.000	0	0	.000	4	5	.800	0	1	1	2.1	2	0	5	5	0	2	8	4.9
at Georgia Tech	01/12/12	17*	1	5	.200	0	1	.000	1	1	1.000	1	2	3	2.2	2	0	7	4	0	2	3	4.8
NC STATE	01/16/12	22*	2	7	.286	0	1	.000	2	4	.500	1	3	4	2.3	3	0	4	6	0	2	6	4.9
at Maryland	01/19/12	14*	0	3	.000	0	1	.000	0	0	.000	0	1	1	2.2	1	0	3	4	0	0	0	4.6
CLEMSON	01/22/12	19*	2	3	.667	0	0	.000	1	3	.333	3	3	6	2.4	0	0	6	0	0	1	5	4.6
at Miami	01/26/12	19*	2	7	.286	0	1	.000	0	0	.000	0	2	2	2.4	1	0	2	2	0	1	4	4.6
N. CAROLINA	01/29/12	14*	1	1	1.000	0	0	.000	0	2	.000	1	0	1	2.3	2	0	4	1	0	1	2	4.5
at Duke	02/02/12	18*	2	6	.333	0	1	.000	2	5	.400	1	2	3	2.4	2	0	3	6	0	2	6	4.5
at Boston Col.	02/05/12	26*	2	6	.333	0	0	.000	3	4	.750	0	3	3	2.4	2	0	7	4	0	3	7	4.7
FLORIDA STATE	02/09/12	20*	3	4	.750	0	0	.000	2	2	1.000	1	4	5	2.5	2	0	9	2	0	1	8	4.8
at NC State	02/12/12	14*	1	5	.200	0	0	.000	2	4	.500	1	2	3	2.5	3	0	1	2	0	2	4	4.8
GEORGIA TECH	02/16/12	12*	1	3	.333	0	0	.000	0	0	.000	0	1	1	2.5	0	0	2	7	0	1	2	4.7
at Clemson	02/19/12	21*	3	6	.500	1	1	1.000	0	0	.000	2	2	4	2.5	2	0	2	4	0	2	7	4.7
at Virginia	02/24/12	19*	3	5	.600	1	2	.500	0	0	.000	0	0	0	2.4	2	0	3	1	0	1	7	4.8
VIRGINIA TECH	02/26/12	15*	1	3	.333	0	1	.000	1	2	.500	0	0	0	2.3	4	0	2	3	0	2	3	4.8
vs Virginia Tech	03/01/12	18*	0	2	.000	0	0	.000	5	6	.833	1	1	2	2.3	3	0	4	2	0	2	5	4.8
vs Miami	03/02/12	19*	2	7	.286	0	1	.000	2	2	1.000	0	2	2	2.3	3	0	2	3	0	1	6	4.8
vs Maryland	03/03/12	23*	3	5	.600	1	1	1.000	0	0	.000	1	2	3	2.3	1	0	1	1	0	0	7	4.9
at Charlotte	03/15/12	15*	1	6	.167	0	0	.000	0	0	.000	0	0	0	2.3	1	0	4	3	0	3	2	4.8
Totals		620	55	157	.350	3	16	.188	45	67	.672	19	56	75	2.3	59	1	123	94	1	64	158	4.8

*denotes starter

THOMAS' CAREER STATISTICS

Season	G	GS	MP	MPG	FG	FGA	PCT	3PT	3PA	PCT	FT	FTA	PCT	O-D-REB	AVG	PF-DQ	AS	TO	BS	ST	PTS	AVG
2008-09	31	21	817	26.4	64	213	.300	4	29	.138	58	86	.674	19-58-77	2.5	92-4	148	142	2	65	190	6.1
2009-10	32	31	787	24.6	43	162	.265	8	26	.308	53	71	.746	20-62-82	2.6	90-4	126	141	6	66	147	4.6
2010-11	32	23	697	21.8	54	166	.325	10	42	.238	47	59	.797	18-66-84	2.6	76-1	113	74	4	56	165	5.2
2011-12	33	30	620	18.8	55	157	.350	3	16	.188	45	67	.672	19-56-75	2.3	59-1	123	94	1	64	158	4.8
TOTAL	128	105	2921	22.8	216	698	.309	25	113	.221	203	283	.717	76-242-318	2.5	317-10	510	451	13	251	660	5.2

THOMAS' CAREER ACC STATISTICS

Season	G	GS	MP	MPG	FG	FGA	PCT	3PT	3PA	PCT	FT	FTA	PCT	O-D-REB	AVG	PF-DQ	AS	TO	BS	ST	PTS	AVG
2008-09	14	14	430	30.7	24	99	.242	2	8	.250	34	48	.708	8-32-40	2.9	44-3	79	72	0	25	84	6.0
2009-10	14	14	361	25.8	19	64	.297	1	9	.111	29	39	.744	7-24-31	2.2	40-3	58	65	0	23	68	4.9
2010-11	14	11	334	23.9	26	86	.302	5	22	.227	25	30	.833	9-26-35	2.5	32-1	54	40	2	18	82	5.9
2011-12	16	16	297	18.6	27	73	.370	2	9	.222	18	32	.563	12-27-39	2.4	32-0	65	53	0	24	74	4.6
TOTAL	58	55	1422	24.5	96	322	.298	10	48	.208	106	149	.711	36-109-145	2.5	148-7	256	230	2	90	308	5.3



SEASON/CAREER HIGHS

POINTS

SEASON: 9, vs. Minnesota (12/1/11)
CAREER: 15, two times
(last: vs. NC State, 2/27/11)

REBOUNDS

SEASON: 6, vs. Clemson (1/22/12)
CAREER: 7, two times
(last: W&M, 11/21/10)

ASSISTS

SEASON: 10, vs. UMES (12/29/11)
CAREER: 11, vs. Maryland (3/6/09)

STEALS

SEASON: 5, vs. Monmouth (11/15/11)
CAREER: 5, six times
(last: vs. Monmouth, 11/15/11)

BLOCKED SHOTS

SEASON: 1, vs. Howard (12/18/11)
CAREER: 2, vs. Miami OH (11/21/09)

FIELD GOALS

SEASON: 3, six times
(last: at Virginia, 2/24/12)
CAREER: 7, vs. Maryland (3/6/09)

FIELD GOAL ATTEMPTS

SEASON: 7, three times
(last: vs. NC State, 1/16/12)
CAREER: 15, vs. Maryland (3/6/09)

FREE THROWS

SEASON: 5, vs. Virginia Tech (3/1/12)
CAREER: 10, vs. Ga. Tech (2/3/09)

FREE THROW ATTEMPTS

SEASON: 6, vs. Virginia Tech (3/1/12)
CAREER: 12, vs. Ga. Tech (2/3/09)

3-POINT FIELD GOALS

SEASON: 1, three times
(last: vs. Maryland, 3/3/12)
CAREER: 2, two times
(last: vs. Ga. Tech 3/5/10)

3-POINT ATTEMPTS

SEASON: 2, two times
(last: at Virginia, 2/24/12)
CAREER: 4, vs. Clemson (1/23/11)

MINUTES PLAYED

SEASON: 26, two times
(last: at Boston College, 2/5/12)
CAREER: 40, vs. Maryland (3/6/09)



2011-12 DEMON DEACON BASKETBALL

WNIT ♦ WAKE FOREST AT JAMES MADISON ♦ MARCH 18, 2012 ♦ HARRISONBURG, VA.

2 • ERIN HALL

SOPHOMORE • GUARD • 5-8 • NORCROSS, GA. • WESLEYAN

HALL'S 2011-12 SEASON HIGHLIGHTS:

- Was a perfect 2-of-2 from the floor in the season-opener against Monmouth.
- Made her first three pointer and had a season-high five points in the win over Monmouth.
- Played a then season-high 13 minutes against Mercer, finishing with three points and two steals.
- Had a career game against UMES, setting career-highs for points (16), three pointers (4), shot attempts (11), three-point attempts (9) and minutes played (18).
- Her 16 points against UMES were a team-high.
- Followed that by scoring eight points on 2-of-5 from beyond the arc against Davidson in 14 minutes of action.
- Made a pair of clutch three-pointers in the second half of the victory at NC State on Feb. 12.



SEASON/CAREER HIGHS

POINTS

SEASON: 16, vs. UMES (12/29/11)
CAREER: 16, vs. UMES (12/29/11)

REBOUNDS

SEASON: 2, three times
(last: at Virginia, 2/24/12)
CAREER: 4, vs. SC State (11/18/10)

ASSISTS

SEASON: 1, six times
(last: vs. Clemson, 1/22/12)
CAREER: 3, two times
(last: vs. UMES, 12/20/10)

STEALS

SEASON: 2, two times
(last: vs. Mercer, 11/23/11)
CAREER: 2, two times
(last: vs. Mercer, 11/23/11)

BLOCKED SHOTS

SEASON: 0
CAREER: 1, vs. IUPUI (11/28/10)

FIELD GOALS

SEASON: 6, vs. UMES (12/29/11)
CAREER: 6, vs. UMES (12/29/11)

FIELD GOAL ATTEMPTS

SEASON: 11, vs. UMES (12/29/11)
CAREER: 11, two times
(last: vs. UMES, 12/29/11)

FREE THROWS

SEASON: 1, vs. Mercer (11/23/11)
CAREER: 1, two times
(last: vs. Mercer, 11/23/11)

FREE THROW ATTEMPTS

SEASON: 2, vs. Mercer (11/23/11)
CAREER: 2, two times
(last: vs. Mercer, 11/23/11)

3-POINT FIELD GOALS

SEASON: 4, vs. UMES (12/29/11)
CAREER: 4, vs. UMES (12/29/11)

3-POINT ATTEMPTS

SEASON: 9, vs. UMES (12/29/11)
CAREER: 9, two times
(last: vs. UMES, 12/29/11)

MINUTES PLAYED

SEASON: 18, vs. UMES (12/29/11)
CAREER: 18, vs. UMES (12/29/11)

HALL'S 2011-12 GAME-BY-GAME STATISTICS

Opponent	Date	Min	FG	FGA	Pct	3PT	3PA	Pct	FT	FTA	Pct	O	D	REB	Avg	PF	FO	AS	TO	BS	ST	TP	Avg
MONMOUTH	11/15/11	9	2	2	1.000	1	1	1.000	0	0	.000	0	0	0	0.0	2	0	1	0	0	2	5	5.0
COPPIN STATE	11/18/11	6	1	5	.200	1	5	.200	0	0	.000	0	0	0	0.0	2	0	1	0	0	0	3	4.0
KANSAS	11/20/11		DNP																				
MERCER	11/23/11	13	1	6	.167	0	3	.000	1	2	.500	0	1	1	0.3	0	0	0	1	0	2	3	3.7
JACKSONVILLE	11/25/11	4	0	2	.000	0	2	.000	0	0	.000	0	0	0	0.3	1	0	0	0	0	0	0	2.8
MINNESOTA	12/01/11		DNP																				
at Seton Hall	12/04/11		DNP																				
RADFORD	12/07/11	3	0	3	.000	0	1	.000	0	0	.000	0	0	0	0.2	0	0	0	0	0	1	0	2.2
DELAWARE	12/11/11		DNP																				
HOWARD	12/18/11		DNP																				
at SMU	12/21/11	4	0	0	.000	0	0	.000	0	0	.000	0	0	0	0.2	0	0	0	0	0	0	0	1.8
UMES	12/29/11	18	6	11	.545	4	9	.444	0	0	.000	0	0	0	0.1	2	0	0	1	0	0	16	3.9
DAVIDSON	12/31/11	14	3	6	.500	2	5	.400	0	0	.000	0	2	2	0.4	1	0	1	0	0	0	8	4.4
DUKE	01/06/12	5	1	1	1.000	1	1	1.000	0	0	.000	0	0	0	0.3	2	0	1	0	0	0	3	4.2
BOSTON COL.	01/08/12	5	0	0	.000	0	0	.000	0	0	.000	0	1	1	0.4	1	0	0	0	0	0	0	3.8
at Georgia Tech	01/12/12	8	1	3	.333	1	3	.333	0	0	.000	0	0	0	0.4	0	0	1	0	0	0	3	3.7
NC STATE	01/16/12	9	1	3	.333	1	2	.500	0	0	.000	1	0	1	0.4	0	0	0	0	0	0	3	3.7
at Maryland	01/19/12	7	0	2	.000	0	2	.000	0	0	.000	0	0	0	0.4	0	0	0	0	0	0	0	3.4
CLEMSON	01/22/12	6	2	5	.400	0	3	.000	0	0	.000	0	0	0	0.4	1	0	1	0	0	4	3.4	
at Miami	01/26/12	5	0	3	.000	0	3	.000	0	0	.000	0	0	0	0.3	0	0	0	1	0	0	0	3.2
N. CAROLINA	07/29/12		DNP																				
at Duke	02/02/12	3	0	0	.000	0	0	.000	0	0	.000	0	0	0	0.3	0	0	0	1	0	0	0	3.0
at Boston Col.	02/05/12		DNP																				
FLORIDA STATE	02/09/12	1	0	0	.000	0	0	.000	0	0	.000	0	0	0	0.3	0	0	0	0	0	0	0	2.8
at NC State	02/12/12	7	3	5	.600	2	4	.500	0	0	.000	1	1	2	0.4	0	0	0	0	0	0	8	3.1
GEORGIA TECH	02/16/12	4	0	0	.000	0	0	.000	0	0	.000	0	0	0	0.4	0	0	0	0	0	0	0	2.9
at Clemson	02/19/12	4	1	4	.250	1	4	.250	0	0	.000	0	1	1	0.4	0	0	0	1	0	0	3	3.0
at Virginia	02/24/12	6	1	2	.500	1	2	.500	0	0	.000	1	1	2	0.5	0	0	0	1	0	0	3	3.0
VIRGINIA TECH	02/26/12	9	1	4	.250	1	4	.250	0	0	.000	0	1	1	0.5	0	0	0	1	0	1	3	3.0
vs Virginia Tech	03/01/12	2	0	0	.000	0	0	.000	0	0	.000	0	1	1	0.5	0	0	0	1	0	0	0	2.8
vs Miami	03/02/12		DNP																				
vs Maryland	03/03/12	1	0	0	.000	0	0	.000	0	0	.000	0	0	0	0.5	0	0	0	1	0	0	0	2.7
at Charlotte	03/15/12	2	1	1	1.000	1	1	1.000	0	0	.000	0	0	0	0.5	0	0	0	0	0	0	3	2.7
Totals		155	25	68	.368	17	55	.309	1	2	.500	3	9	12	0.5	12	0	6	9	0	6	68	

2.7*denotes starter

HALL'S CAREER STATISTICS

Season	G	GS	MP	MPG	FG	FGA	PCT	3PT	3PA	PCT	FT	FTA	PCT	O-D-REB	AVG	PF-DQ	AS	TO	BS	ST	PTS	AVG
2010-11	21	0	171	8.1	22	71	.310	19	56	.339	1	3	.333	6-11-17	0.8	12-0	16	22	1	4	64	3.0
2011-12	25	0	155	6.2	25	68	.368	17	55	.309	1	2	.500	3-9-12	0.5	12-0	6	9	0	6	68	2.7
TOTAL	46	0	326	7.1	47	139	.338	36	111	.324	2	5	.400	9-20-29	0.6	24-0	22	31	1	10	132	2.9

HALL'S CAREER ACC STATISTICS

Season	G	GS	MP	MPG	FG	FGA	PCT	3PT	3PA	PCT	FT	FTA	PCT	O-D-REB	AVG	PF-DQ	AS	TO	BS	ST	PTS	AVG
2010-11	6	0	50	8.3	4	16	.250	4	14	.286	0	0	.000	1-1-2	0.3	2-0	4	4	0	0	12	2.0
2011-12	14	0	79	5.6	11	32	.344	8	28	.286	0	0	.000	3-5-8	0.6	4-0	3	5	0	1	30	2.1
TOTAL	20	0	129	6.5	15	48	.313	12	42	.286	0	0	.000	4-6-10	0.5	6-0	7	9	0	1	42	2.1



2011-12 DEMON DEACON BASKETBALL

WNIT ♦ WAKE FOREST AT JAMES MADISON ♦ MARCH 18, 2012 ♦ HARRISONBURG, VA.

3 - CAMILLE COLLIER

GRADUATE ■ GUARD ■ 5-7 ■ WASHINGTON, D.C. ■ SIDWELL FRIENDS

COLLIER'S 2011-12 SEASON HIGHLIGHTS:

- Opened the season with a bang, scoring a team-high 17 points on 5-of-6 from beyond the arc against Monmouth.
- Followed that with a 15-pointer performance in the win over Coppin State. She was 3-of-5 from beyond the arc against CSU.
- Recorded three steals in each of the first two games.
- Played a season-high 17 minutes against Jacksonville and finished with four points.
- Scored five points in the first half in a win at Seton Hall.
- Tore her right ACL for the second time against Clemson on Jan. 22.
- Played the final minute of her Senior Day against Virginia Tech on Feb. 26.
- The game against Virginia Tech was her 100th career game.



SEASON/CAREER HIGHS

POINTS

SEASON: 17, vs. Monmouth (11/15/11)
CAREER: 25, vs. Virginia (1/11/09)

REBOUNDS

SEASON: 2, vs. Monmouth (11/15/11)
CAREER: 11, vs. High Point (11/25/09)

ASSISTS

SEASON: 1, six times
(last: vs. UMES, 12/29/11)
CAREER: 7, vs. Savannah State (1/24/08)

STEALS

SEASON: 3, two times
(last: vs. Coppin St., 11/18/11)
CAREER: 5, vs. W-S State (12/21/07)

BLOCKED SHOTS

SEASON: 0
CAREER: 1, three times
(last: vs. Savannah State, 1/24/08)

FIELD GOALS

SEASON: 6, vs. Monmouth (11/15/11)
CAREER: 10, vs. Virginia (1/11/09)

FIELD GOAL ATTEMPTS

SEASON: 7, vs. Monmouth (11/15/11)
CAREER: 21, vs. Virginia (1/11/09)

FREE THROWS

SEASON: 4, vs. Coppin St. (11/18/11)
CAREER: 4, vs. Coppin St. (11/18/11)

FREE THROW ATTEMPTS

SEASON: 4, vs. Coppin St. (11/18/11)
CAREER: 4, two times
(last: vs. Coppin St. (11/18/11))

3-POINT FIELD GOALS

SEASON: 5, vs. Monmouth (11/15/11)
CAREER: 6, two times
(last: vs. Maryland, 2/11/10)

3-POINT ATTEMPTS

SEASON: 6, vs. Monmouth (11/15/11)
CAREER: 13, two times
(last: vs. Maryland, 2/11/10)

MINUTES PLAYED

SEASON: 17, vs. Jacksonville, (11/25/11)
CAREER: 40, vs. BC (1/20/08)

COLLIER'S 2011-12 GAME-BY-GAME STATISTICS

Opponent	Date	Min	FG	FGA	Pct	3PT	3PA	Pct	FT	FTA	Pct	O	D	REB	Avg	PF	FO	AS	TO	BS	ST	TP	Avg
MONMOUTH	11/15/11	11	6	7	.857	5	6	.833	0	1	.000	0	2	2	2.0	2	0	1	1	0	3	17	17.0
COPPIN STATE	11/18/11	14	3	5	.600	3	5	.600	4	4	1.000	0	1	1	1.5	0	0	1	1	0	3	13	15.0
KANSAS	11/20/11	14	0	1	.000	0	0	.000	0	0	.000	0	0	0	1.0	0	0	0	0	0	0	0	10.0
MERCER	11/23/11	13	0	2	.000	0	1	.000	0	0	.000	0	0	0	0.8	0	0	1	0	0	0	0	7.5
JACKSONVILLE	11/25/11	17	1	3	.333	1	3	.333	1	2	.500	0	0	0	0.6	1	0	0	0	0	0	4	6.8
MINNESOTA	12/01/11	5	0	1	.000	0	1	.000	0	0	.000	0	0	0	0.5	1	0	0	2	0	0	0	5.7
at Seton Hall	12/04/11	12	2	5	.400	1	3	.333	0	0	.000	0	0	0	0.4	1	0	0	0	0	1	5	5.6
RADFORD	12/07/11	10	0	1	.000	0	1	.000	0	0	.000	0	0	0	0.4	0	0	0	1	0	1	0	4.9
DELAWARE	12/11/11	13	2	5	.400	2	5	.400	0	0	.000	1	0	1	0.4	0	0	1	0	0	0	6	5.0
HOWARD	12/18/11	7	0	2	.000	0	1	.000	0	0	.000	0	1	1	0.5	0	0	0	0	0	0	0	4.5
at SMU	12/21/11	2	0	1	.000	0	1	.000	0	0	.000	0	0	0	0.5	0	0	1	0	0	1	0	4.1
UMES	12/29/11	11	0	4	.000	0	3	.000	1	2	.500	0	0	0	0.4	0	0	1	0	0	1	1	3.8
DAVIDSON	12/31/11				DNP																		
DUKE	01/06/12				DNP																		
BOSTON COL.	01/08/12				DNP																		
at Georgia Tech	01/12/12				DNP																		
NC STATE	01/16/12	3	0	0	.000	0	0	.000	0	0	.000	0	0	0	0.4	0	0	0	0	0	0	0	3.5
at Maryland	01/19/12	7	0	2	.000	0	2	.000	0	0	.000	0	0	0	0.4	0	0	0	0	0	0	0	3.3
CLEMSON	01/22/12	1	0	0	.000	0	0	.000	0	0	.000	0	0	0	0.3	0	0	0	1	0	0	0	3.1
at Miami	01/26/12				DNP (Injury)																		
N. CAROLINA	01/29/12				DNP (Injury)																		
at Duke	02/02/12				DNP (Injury)																		
at Boston Col.	02/05/12				DNP (Injury)																		
FLORIDA STATE	02/09/12				DNP (Injury)																		
at NC State	02/12/12				DNP (Injury)																		
GEORGIA TECH	02/16/12				DNP (Injury)																		
at Clemson	02/19/12				DNP (Injury)																		
at Virginia	02/24/12				DNP (Injury)																		
VIRGINIA TECH	02/26/12	1	0	1	.000	0	1	.000	0	0	.000	0	0	0	0.3	0	0	0	0	0	0	0	2.9
vs Virginia Tech	03/01/12				DNP (Injury)																		
vs Miami	03/02/12				DNP (Injury)																		
vs Maryland	03/03/12				DNP (Injury)																		
at Charlotte	03/15/12				DNP (Injury)																		
Totals		141	14	40	.350	12	33	.364	6	9	.667	1	4	5	0.3	5	0	6	6	0	10	46	2.9

*denotes starter

COLLIER'S CAREER STATISTICS

Season	G	GS	MP	MPG	FG	FGA	PCT	3PT	3PA	PCT	FT	FTA	PCT	O-D-REB	AVG	PF-DQ	AS	TO	BS	ST	PTS	AVG	
2007-08	23	8	607	26.4	69	206	.335	36	103	.350	15	21	.714	4-38-42	1.8	36-0	46	55	3	27	189	8.2	
2008-09	30	17	678	22.6	76	220	.345	40	148	.270	14	19	.737	11-39-50	1.7	34-0	44	49	0	32	206	6.9	
2009-10	31	7	461	14.9	52	167	.311	39	132	.295	9	10	.900	14-36-50	1.6	27-0	10	24	0	17	152	4.9	
2010-11																							
2011-12	16	0	141	8.8	14	40	.350	12	33	.364	6	9	.667	1-4-5	0.3	5-0	6	6	0	10	46	2.9	
TOTAL	100	32	1887	18.9	211	633	.333	127	416	.305	44	59	.746	30-117-147	1.5	102-0	106	134	3	86	593	5.9	

COLLIER'S CAREER ACC STATISTICS

Season	G	GS	MP	MPG	FG	FGA	PCT	3PT	3PA	PCT	FT	FTA	PCT	O-D-REB	AVG	PF-DQ	AS	TO	BS	ST	PTS	AVG	
2007-08	8	4	232	29.0	26	92	.283	12	44	.273	7	10	.700	1-10-11	1.4	16-0	13	22	2	7	71	8.9	
2008-09	13	4	309	23.8	36	96	.375	21	64	.328	5	8	.625	4-23-27	2.1	14-0	13	22	0	7	98	7.5	
2009-10	13	0	202	15.5	23	74	.311	17	61	.279	6	6	1.000	1-10-11	0.8	9-0	2	8	0	6	69	5.3	
2010-11																							
2011-12	4	0	12	3.0	0	3	.000	0	3	.000	0	0	.000	0-0-0	0.0	0-0	0	1	0	0	0	0.0	
TOTAL	38	8	755	19.9	85	265	.321	50	172	.291	18	24	.750	6-43-49	1.3	39-0	28	53	2	20	238	6.3	



2011-12 DEMON DEACON BASKETBALL

WNIT ♦ WAKE FOREST AT JAMES MADISON ♦ MARCH 18, 2012 ♦ HARRISONBURG, VA.

5 • CHELSEA DOUGLAS

SOPHOMORE • GUARD • 5-5 • ROCK HILL, S.C. • HICKORY GROVE BAPTIST

DOUGLAS' 2011-12 SEASON HIGHLIGHTS:

- Has scored in double-figures a total of 21 times, including each of the last seven games.
- Made a career-high seven free throws on a career-high 10 attempts against CSU.
- Was named to the ACC All-Tournament Second Team after averaging 17.7 points per game in the three games.
- Scored a then career-high 20 points vs. Minnesota, while draining a career-high five 3-pointers.
- Scored 14 second-half points and played 30 minutes at Seton Hall to help Wake Forest defeat the Pirates.
- Made her first start of the season against Radford.
- Scored a team-high 15 points on 4-of-7 from beyond the arc against Delaware.
- Had six assists and her first turnover-free game in the road victory over SMU.
- Dished-out a career-high 11 assists in the win over Clemson.
- Led Wake with a career-high 21 points and a career-high six rebounds in the win at NC State. Also tied a career-high with seven free throws.
- Scored a game-high 19 points in a season-high tying 32 minutes at Virginia on Feb. 24.
- Tied her career-high with 21 points in the ACC Tournament win over Virginia Tech on March 1.

DOUGLAS' 2011-12 GAME-BY-GAME STATISTICS

Opponent	Date	Min	FG	FGA	Pct	3PT	3PA	Pct	FT	FTA	Pct	O	D	REB	Avg	PF	FO	AS	TO	BS	ST	TP	Avg
MONMOUTH	11/15/11	20	5	10	.500	0	1	.000	2	3	.667	0	0	0	0.0	2	0	4	1	0	1	12	12.0
COPPIN STATE	11/18/11	27	3	11	.273	1	5	.200	7	10	.700	1	4	5	2.5	1	0	3	4	0	1	14	13.0
KANSAS	11/20/11	22	3	11	.273	0	1	.000	2	2	1.000	2	2	4	3.0	2	0	2	4	0	2	8	11.3
MERCER	11/23/11	20	5	12	.417	0	1	.000	1	1	1.000	0	0	0	2.3	1	0	5	2	0	1	11	11.3
JACKSONVILLE	11/25/11	21	2	9	.222	1	5	.200	1	2	.500	1	3	4	2.6	1	0	7	5	0	3	6	10.2
MINNESOTA	12/01/11	26	6	9	.667	5	7	.714	3	4	.750	0	2	2	2.5	1	0	6	1	0	1	20	11.8
at Seton Hall	12/04/11	30	3	11	.273	3	6	.500	5	6	.833	0	2	2	2.4	2	0	4	3	1	1	14	12.1
RADFORD	12/07/11	25*	6	11	.545	1	4	.250	1	3	.333	0	2	2	2.4	3	0	5	1	0	4	14	12.4
DELAWARE	12/11/11	27*	4	9	.444	4	7	.571	3	4	.750	0	1	1	2.2	2	0	0	5	0	1	15	12.7
HOWARD	12/18/11	32*	0	14	.000	0	5	.000	1	2	.500	1	0	1	2.1	1	0	4	3	0	1	1	11.5
at SMU	12/21/11	22	1	9	.111	1	8	.125	4	4	1.000	0	2	2	2.1	4	0	6	0	0	1	7	11.1
UMES	12/29/11	19	2	11	.182	0	3	.000	3	4	.750	0	1	1	2.0	2	0	4	4	0	0	7	10.8
DAVIDSON	12/31/11	14	0	6	.000	0	3	.000	0	0	.000	0	1	1	1.9	0	0	1	1	0	2	0	9.9
DUKE	01/06/12	15	0	6	.000	0	1	.000	0	2	.000	0	1	1	1.9	0	0	3	1	0	0	0	9.2
BOSTON COL.	01/08/12	17	2	6	.333	0	2	.000	2	2	1.000	0	2	2	1.9	2	0	3	2	0	1	6	9.0
at Georgia Tech	01/12/12	24	5	15	.333	1	7	.143	0	0	.000	0	1	1	1.8	2	0	3	1	0	0	11	9.1
NC STATE	01/16/12	26	5	13	.385	3	9	.333	0	0	.000	0	1	1	1.8	2	0	1	1	0	2	13	9.4
at Maryland	01/19/12	26	6	10	.600	3	4	.750	0	0	.000	0	2	2	1.8	2	0	5	2	0	0	15	9.7
CLEMSON	01/22/12	20	2	8	.250	0	4	.000	1	2	.500	0	1	1	1.7	2	0	11	1	0	3	5	9.4
at Miami	01/26/12	21	1	7	.143	0	4	.000	2	2	1.000	0	2	2	1.8	0	0	0	4	1	0	4	9.2
N. CAROLINA	01/29/12	26	5	11	.455	2	6	.333	1	2	.500	0	1	1	1.7	3	0	5	3	0	2	13	9.3
at Duke	02/02/12	28	3	10	.300	3	8	.375	2	4	.500	0	2	2	1.7	2	0	0	2	0	0	11	9.4
at Boston Col.	02/05/12	31	4	13	.308	1	8	.125	2	2	1.000	0	2	2	1.7	2	0	2	4	0	1	11	9.5
FLORIDA STATE	02/09/12	24	4	10	.400	1	5	.200	0	0	.000	0	2	2	1.8	1	0	1	0	0	1	9	9.5
at NC State	02/12/12	27	6	12	.500	2	5	.400	7	8	.875	0	6	6	1.9	2	0	4	4	0	0	21	9.9
GEORGIA TECH	02/16/12	29	2	7	.286	0	0	.000	1	2	.500	0	0	0	1.8	3	0	5	4	0	1	5	9.7
at Clemson	02/19/12	19	5	10	.500	4	7	.571	1	2	.500	0	2	2	1.9	2	0	2	3	0	2	15	9.9
at Virginia	02/24/12	32	7	16	.438	3	8	.375	2	2	1.000	0	1	1	1.8	2	0	1	3	0	1	19	10.3
VIRGINIA TECH	02/26/12	29	6	10	.600	3	5	.600	0	0	.000	0	1	1	1.8	0	0	3	4	0	3	15	10.4
vs Virginia Tech	03/01/12	27	8	15	.533	2	4	.500	3	4	.750	1	3	4	1.9	1	0	3	3	0	1	21	10.8
vs Miami	03/02/12	29	6	16	.375	1	5	.200	5	6	.833	1	3	4	1.9	2	0	1	3	0	1	18	11.0
vs Maryland	03/03/12	25	5	20	.250	2	7	.286	2	2	1.000	0	0	0	1.9	4	0	2	1	0	0	14	11.1
at Charlotte	03/15/12	27	5	14	.357	4	6	.667	0	2	.000	0	2	2	1.9	2	0	0	2	0	0	14	11.2
Totals		807	127	362	.351	51	161	.317	64	89	.719	7	55	62	1.9	58	0	106	82	2	38	369	11.2

*denotes starter

DOUGLAS' CAREER STATISTICS

Season	G	GS	MP	MPG	FG	FGA	PCT	3PT	3PA	PCT	FT	FTA	PCT	O-D-REB	AVG	PF-DQ	AS	TO	BS	ST	PTS	AVG
2010-11	32	10	704	22.0	97	285	.340	47	149	.315	49	60	.817	12-35-47	1.5	58-1	75	77	3	37	290	9.1
2011-12	33	3	807	24.5	127	362	.351	51	161	.317	64	89	.719	7-55-62	1.9	58-0	106	82	2	38	369	11.2
TOTAL	65	13	1511	23.2	224	647	.346	98	310	.316	113	149	.758	19-90-109	1.7	116-1	181	159	5	75	659	10.1

DOUGLAS' CAREER ACC STATISTICS

Season	G	GS	MP	MPG	FG	FGA	PCT	3PT	3PA	PCT	FT	FTA	PCT	O-D-REB	AVG	PF-DQ	AS	TO	BS	ST	PTS	AVG
2010-11	14	4	334	23.9	50	143	.350	26	81	.321	20	28	.714	2-17-19	1.4	25-0	34	34	1	19	146	10.4
2011-12	16	0	394	24.6	63	164	.384	26	83	.313	21	30	.700	0-27-27	1.7	27-0	49	39	1	17	173	10.8
TOTAL	30	4	728	24.3	113	307	.368	52	164	.317	41	58	.707	2-44-46	1.5	52-0	83	73	2	36	319	10.6



SEASON/CAREER HIGHS

POINTS

SEASON: 21, two times
(last: vs. Virginia Tech, 3/1/12)
CAREER: 21, two times
(last: vs. Virginia Tech, 3/1/12)

REBOUNDS

SEASON: 6, at NC State (2/12/12)
CAREER: 6, at NC State (2/12/12)

ASSISTS

SEASON: 11, vs. Clemson (1/22/12)
CAREER: 11, vs. Clemson (1/22/12)

STEALS

SEASON: 4, vs. Radford (12/7/11)
CAREER: 5, vs. SC State (11/18/10)

BLOCKED SHOTS

SEASON: 1, two times
(last: at Miami, 1/26/12)
CAREER: 1, five times
(last: at Miami, 1/26/12)

FIELD GOALS

SEASON: 8, vs. Virginia Tech (3/1/12)
CAREER: 8, two times
(last: vs. Virginia Tech, 3/1/12)

FIELD GOAL ATTEMPTS

SEASON: 20, vs. Maryland, 3/3/12
CAREER: 20, vs. Maryland, 3/3/12

FREE THROWS

SEASON: 7, two times
(last: at NC State, 2/12/11)
CAREER: 7, two times
(last: at NC State, 2/12/11)

FREE THROW ATTEMPTS

SEASON: 10, vs. Coppin St. (11/18/11)
CAREER: 10, vs. Coppin St. (11/18/11)

3-POINT FIELD GOALS

SEASON: 5, vs. Minnesota (12/1/11)
CAREER: 5, vs. Minnesota (12/1/11)

3-POINT ATTEMPTS

SEASON: 9, vs. NC State (1/16/12)
CAREER: 9, four times
(last: vs. NC State, 1/16/12)

MINUTES PLAYED

SEASON: 32, two times
(last: at Virginia, 2/24/12)
CAREER: 33, vs. Ga. Tech (1/17/11)



2011-12 DEMON DEACON BASKETBALL

WNIT ♦ WAKE FOREST AT JAMES MADISON ♦ MARCH 18, 2012 ♦ HARRISONBURG, VA.

11 • PATRICE JOHNSON

RS-JUNIOR • FORWARD • 5-10 • WASHINGTON, D.C. • H.D. HUDSON

JOHNSON'S 2011-12 SEASON HIGHLIGHTS:

- Has played in eight games.
- Scored her first point while playing a season-high eight minutes in the win over Coppin State.
- Was a perfect 2-of-2 from the foul line and grabbed one rebound in the win over Mercer.
- Grabbed four rebounds in the win over Jacksonville, which was one-shy of her career-high.
- Scored a season-high three points in the loss at Maryland.
- Played a season-high 10 minutes at Duke.



SEASON/CAREER HIGHS

POINTS

SEASON: 3, at Maryland (1/19/12)
CAREER: 10, two times
(last: at Maryland, 1/28/11)

REBOUNDS

SEASON: 4, vs. Jacksonville (11/25/11)
CAREER: 5, two times
(last: vs. SC State, 11/18/10)

ASSISTS

SEASON: 1, four times
(last: vs. Virginia Tech, 2/26/12)
CAREER: 4, vs. Princeton (12/31/10)

STEALS

SEASON: 1, at Maryland (1/19/12)
CAREER: 2, vs. Princeton (12/31/10)

BLOCKED SHOTS

SEASON: 0
CAREER: 1, four times
(last: at Notre Dame, 11/27/10)

FIELD GOALS

SEASON: 1, three times
(last: vs. Virginia Tech, 2/26/12)
CAREER: 4, vs. Wofford (12/19/09)

FIELD GOAL ATTEMPTS

SEASON: 4, at Duke (2/2/12)
CAREER: 7, two times
(last: at Miami, 2/21/11)

FREE THROWS

SEASON: 2, vs. Mercer (11/23/11)
CAREER: 2, five times
(last: vs. Mercer, 11/23/11)

FREE THROW ATTEMPTS

SEASON: 2, three times
(last: at Maryland, 1/19/12)
CAREER: 2, eight times
(last: at Maryland, 1/19/12)

3-POINT FIELD GOALS

SEASON: 0
CAREER: 2, two times
(last: at Maryland, 1/28/11)

3-POINT ATTEMPTS

SEASON: 1, two times
(last: vs. Radford, 12/7/11)
CAREER: 4, vs. Presbyterian (11/29/10)

MINUTES PLAYED

SEASON: 10, at Duke (2/2/12)
CAREER: 18, two times
(last: at Miami, 2/21/11)

JOHNSON'S 2011-12 GAME-BY-GAME STATISTICS

Opponent	Date	Min	FG	FGA	Pct	3PT	3PA	Pct	FT	FTA	Pct	O	D	REB	Avg	PF	FO	AS	TO	BS	ST	TP	Avg
MONMOUTH	11/15/11	3	0	0	.000	0	0	.000	0	0	.000	0	0	0	0.0	0	0	0	1	0	0	0	0.0
COPPIN STATE	11/18/11	8	0	2	.000	0	1	.000	1	2	.500	0	0	0	0.0	2	0	1	0	0	0	1	0.5
KANSAS	11/20/11				DNP																		
MERCER	11/23/11	5	0	2	.000	0	0	.000	2	2	1.000	0	1	1	0.3	1	0	0	0	0	0	2	1.0
JACKSONVILLE	11/25/11	7	0	2	.000	0	0	.000	0	0	.000	2	2	4	1.3	1	0	0	0	0	0	0	0.8
MINNESOTA	12/01/11				DNP																		
at Seton Hall	12/04/11				DNP																		
RADFORD	12/07/11	6	0	3	.000	0	1	.000	0	0	.000	0	1	1	1.2	0	0	1	1	0	0	0	0.6
DELAWARE	12/11/11				DNP																		
HOWARD	12/18/11				DNP																		
at SMU	12/21/11				DNP																		
UMES	12/29/11				DNP																		
DAVIDSON	12/31/11				DNP																		
DUKE	01/06/12				DNP																		
BOSTON COL.	01/08/12				DNP																		
at Georgia Tech	01/12/12				DNP																		
NC STATE	01/16/12				DNP																		
at Maryland	01/19/12	7	1	1	1.000	0	0	.000	1	2	.500	0	0	0	1.0	2	0	1	0	0	1	3	1.0
CLEMSON	01/22/12	4	1	2	.500	0	0	.000	0	1	.000	1	0	1	1.0	0	0	0	0	0	0	2	1.1
at Miami	01/26/12				DNP																		
N. CAROLINA	01/29/12				DNP																		
at Duke	02/02/12	10	0	4	.000	0	0	.000	0	0	.000	1	2	3	1.3	0	0	0	2	0	0	0	1.0
at Boston Col.	02/05/12				DNP																		
FLORIDA STATE	02/09/12				DNP																		
at NC State	02/12/12				DNP																		
GEORGIA TECH	02/16/12				DNP																		
at Clemson	02/19/12				DNP																		
at Virginia	02/24/12				DNP																		
VIRGINIA TECH	02/26/12	4	1	1	1.000	0	0	.000	0	0	.000	0	0	0	1.1	2	0	1	0	0	0	2	1.1
vs Virginia Tech	03/01/12				DNP																		
vs Miami	03/02/12				DNP																		
vs Maryland	03/03/12				DNP																		
at Charlotte	03/15/12				DNP																		
Totals		54	3	17	.176	0	2	.000	4	7	.571	4	6	10	1.1	8	0	4	4	0	1	10	1.1

*denotes starter

JOHNSON'S CAREER STATISTICS

Season	G	GS	MP	MPG	FG	FGA	PCT	3PT	3PA	PCT	FT	FTA	PCT	O-D-REB	AVG	PF-DQ	AS	TO	BS	ST	PTS	AVG
2009-10	13	0	57	4.4	10	32	.313	3	12	.250	2	4	.500	8-7-15	1.2	10-0	3	7	2	4	25	1.9
2010-11	21	0	146	7.0	13	47	.277	3	13	.231	9	14	.643	9-13-22	1.0	11-0	12	12	2	8	38	1.8
2011-12	9	0	54	6.0	3	17	.176	0	2	.000	4	7	.571	4-6-10	1.1	8-0	4	4	0	1	10	1.1
TOTAL	43	0	257	6.0	26	96	.271	6	27	.222	15	25	.600	21-26-47	1.1	29-0	19	23	4	13	73	1.7

JOHNSON'S CAREER ACC STATISTICS

Season	G	GS	MP	MPG	FG	FGA	PCT	3PT	3PA	PCT	FT	FTA	PCT	O-D-REB	AVG	PF-DQ	AS	TO	BS	ST	PTS	AVG
2009-10	4	0	15	3.8	1	9	.111	0	3	.000	0	0	.000	2-1-3	0.8	3-0	1	1	0	2	2	0.5
2010-11	8	0	65	8.1	8	23	.348	2	8	.250	7	10	.700	3-7-10	1.3	7-0	1	7	0	2	25	3.1
2011-12	4	0	25	6.3	3	8	.375	0	0	.000	1	3	.333	2-2-4	1.0	4-0	2	2	0	1	7	1.8
TOTAL	16	0	105	6.6	12	40	.300	2	11	.182	8	13	.615	7-10-17	1.1	14-0	4	10	0	5	34	2.1



2011-12 DEMON DEACON BASKETBALL

WNIT ♦ WAKE FOREST AT JAMES MADISON ♦ MARCH 18, 2012 ♦ HARRISONBURG, VA.

13 • MYKALA WALKER

JUNIOR • FORWARD • 6-0 • DULUTH, GA. • DULUTH

WALKER'S 2011-12 SEASON HIGHLIGHTS:

- Has started 21 games this season.
- Played a team-high 30 minutes against Kansas, finishing with four points.
- Dished-out a career-high four assists in the loss to Kansas.
- Scored nine points and grabbed five rebounds in the win over Mercer.
- Reached double-figures for the first time this season with 10 points against Jacksonville.
- Recorded a career-high four steals in the win over Jacksonville.
- Grabbed a then season-high seven rebounds against Howard, while going a perfect 4-for-4 from the line.
- Had a career night at SMU, recording her first career double-double with career highs of 16 points and 11 rebounds.
- Recorded a career-high three blocks against Duke.
- Also made her first three-pointer of the season against the Blue Devils.
- Notched the second double-double of her career against NC State with 14 points and 10 rebounds.
- Tied her career-high with four steals in the narrow loss to North Carolina.

WALKER'S 2011-12 GAME-BY-GAME STATISTICS

Opponent	Date	Min	FG	FGA	Pct	3PT	3PA	Pct	FT	FTA	Pct	O	D	REB	Avg	PF	FO	AS	TO	BS	ST	TP	Avg
MONMOUTH	11/15/11	16*	2	4	.500	0	1	.000	0	0	.000	0	2	2	2.0	4	0	0	1	0	0	4	4.0
COPPIN STATE	11/18/11	15*	0	3	.000	0	1	.000	0	0	.000	1	1	2	2.0	2	0	1	0	0	1	0	2.0
KANSAS	11/20/11	30*	2	7	.286	0	0	.000	0	0	.000	1	1	2	2.0	4	0	4	1	1	2	4	2.7
MERCER	11/23/11	21*	3	5	.600	0	0	.000	3	5	.600	1	4	5	2.8	2	0	1	1	1	2	9	4.3
JACKSONVILLE	11/25/11	20*	4	8	.500	0	1	.000	2	3	.667	2	3	5	3.2	3	0	1	1	0	4	10	5.4
MINNESOTA	12/01/11	14*	2	4	.500	0	0	.000	1	1	1.000	0	0	0	2.7	5	1	0	2	0	1	5	5.3
at Seton Hall	12/04/11	26*	1	3	.333	0	0	.000	0	0	.000	1	5	6	3.1	4	0	0	1	0	1	2	4.9
RADFORD	12/07/11	18*	2	3	.667	0	0	.000	1	2	.500	1	3	4	3.3	4	0	2	0	0	1	5	4.9
DELAWARE	12/11/11	11*	1	5	.200	0	0	.000	2	2	1.000	0	0	0	2.9	2	0	0	3	0	0	4	4.8
HOWARD	12/18/11	23*	1	5	.200	0	0	.000	4	4	1.000	3	4	7	3.3	2	0	1	2	1	2	6	4.9
at SMU	12/21/11	23*	7	10	.700	0	0	.000	2	4	.500	6	5	11	4.0	5	1	1	0	1	2	16	5.9
UMES	12/29/11	12*	1	2	.500	0	0	.000	2	3	.667	1	5	6	4.2	3	0	1	1	0	1	4	5.8
DAVIDSON	12/31/11	28*	3	7	.429	0	0	.000	2	4	.500	1	4	5	4.2	4	0	0	0	0	2	8	5.9
DUKE	01/06/12	29*	2	9	.222	1	2	.500	0	2	.000	4	1	5	4.3	4	0	0	3	3	3	5	5.9
BOSTON COL.	01/08/12	28*	1	5	.200	0	0	.000	0	0	.000	1	3	4	4.3	2	0	2	2	0	2	2	5.6
at Georgia Tech	01/12/12	16*	2	5	.400	1	2	.500	0	0	.000	2	3	5	4.3	1	0	0	4	0	2	5	5.6
NC STATE	01/16/12	25*	5	8	.625	0	2	.000	4	6	.667	6	4	10	4.6	4	0	1	2	0	0	14	6.1
at Maryland	01/19/12	28*	3	10	.300	0	3	.000	0	0	.000	3	6	9	4.9	3	0	0	2	2	0	6	6.1
CLEMSON	01/22/12	15*	3	3	1.000	0	0	.000	0	0	.000	1	3	4	4.8	4	0	0	1	0	1	6	6.1
at Miami	01/26/12	19*	0	3	.000	0	1	.000	0	0	.000	1	4	5	4.9	1	0	0	2	0	2	0	5.8
N. CAROLINA	01/29/12	27*	3	9	.333	0	1	.000	0	0	.000	0	5	5	4.9	3	0	2	2	0	4	6	5.8
at Duke	02/02/12				DNP																		
at Boston Col.	02/05/12				DNP																		
FLORIDA STATE	02/09/12	22	3	6	.500	0	0	.000	2	2	1.000	1	3	4	4.8	1	0	1	5	0	0	8	5.9
at NC State	02/12/12	19	0	3	.000	0	1	.000	1	3	.333	0	1	1	4.7	3	0	0	4	0	0	1	5.7
GEORGIA TECH	02/16/12	14	0	0	.000	0	0	.000	0	0	.000	2	0	2	4.5	4	0	0	1	0	0	0	5.4
at Clemson	02/19/12	19	0	3	.000	0	0	.000	1	2	.500	6	1	7	4.6	2	0	1	3	1	1	1	5.2
at Virginia	02/24/12	31	1	6	.167	0	1	.000	2	3	.667	0	4	4	4.6	4	0	0	1	0	0	4	5.2
VIRGINIA TECH	02/26/12	28	2	6	.333	0	0	.000	2	3	.667	1	4	5	4.6	2	0	1	3	2	2	6	5.2
vs Virginia Tech	03/01/12	19	2	3	.667	0	0	.000	2	2	1.000	1	1	2	4.5	4	0	0	2	0	2	6	5.3
vs Miami	03/02/12	31	1	3	.333	0	0	.000	0	0	.000	2	5	7	4.6	3	0	4	2	3	0	2	5.1
vs Maryland	03/03/12	23	2	10	.200	0	2	.000	0	0	.000	5	4	9	4.8	4	0	1	0	0	2	4	5.1
at Charlotte	03/15/12	22	2	5	.400	0	0	.000	0	2	.000	1	4	5	4.8	3	0	1	0	2	1	4	5.1
Totals		672	61	163	.374	2	18	.111	33	53	.623	55	93	148	4.8	96	2	26	52	17	41	157	5.1

*denotes starter

WALKER'S CAREER STATISTICS

Season	G	GS	MP	MPG	FG	FGA	PCT	3PT	3PA	PCT	FT	FTA	PCT	O-D-REB	AVG	PF-DQ	AS	TO	BS	ST	PTS	AVG
2009-10	24	3	259	10.8	25	70	.357	8	18	.444	17	24	.708	25-29-54	2.3	36-0	6	15	8	8	75	3.1
2010-11	30	20	582	19.4	52	125	.416	8	23	.348	30	42	.714	50-76-126	4.2	72-3	22	43	16	31	142	4.7
2011-12	30	21	650	21.7	59	158	.373	2	18	.111	33	51	.647	54-89-143	4.8	93-2	25	52	15	40	153	5.1
TOTAL	84	44	1491	17.8	136	353	.385	18	59	.305	80	117	.684	129-194-323	3.8	201-5	53	110	39	79	370	4.4

WALKER'S CAREER ACC STATISTICS

Season	G	GS	MP	MPG	FG	FGA	PCT	3PT	3PA	PCT	FT	FTA	PCT	O-D-REB	AVG	PF-DQ	AS	TO	BS	ST	PTS	AVG
2009-10	13	0	138	10.6	11	33	.333	3	9	.333	6	11	.545	11-17-28	2.2	18-0	2	6	6	3	31	2.4
2010-11	14	13	315	22.5	27	62	.435	6	16	.375	16	22	.727	19-47-66	4.7	43-3	12	25	11	17	76	5.4
2011-12	14	8	320	22.9	25	76	.329	2	13	.154	12	21	.571	28-42-70	5.0	38-0	8	35	8	17	64	4.6
TOTAL	41	21	773	18.9	63	171	.368	11	38	.289	34	54	.630	58-106-164	4.0	99-3	22	66	25	37	171	4.2



SEASON/CAREER HIGHS

POINTS

SEASON: 16, at SMU (12/21/11)
CAREER: 16, at SMU (12/21/11)

REBOUNDS

SEASON: 11, at SMU (12/21/11)
CAREER: 11, at SMU (12/21/11)

ASSISTS

SEASON: 4, two times
(last: vs. Miami, 3/2/12)
CAREER: 4, two times
(last: vs. Miami, 3/2/12)

STEALS

SEASON: 4, two times
(last: vs. North Carolina, 1/29/12)
CAREER: 4, two times
(last: vs. North Carolina, 1/29/12)

BLOCKED SHOTS

SEASON: 3, two times
(last: vs. Miami, 3/2/12)
CAREER: 3, two times
(last: vs. Miami, 3/2/12)

FIELD GOALS

SEASON: 7, at SMU (12/21/11)
CAREER: 7, at SMU (12/21/11)

FIELD GOAL ATTEMPTS

SEASON: 10, three times
(last: vs. Maryland, 3/3/12)
CAREER: 10, three times
(last: vs. Maryland, 3/3/12)

FREE THROWS

SEASON: 4, two times
(last: vs. NC State, 1/16/12)
CAREER: 5, two times
(last: at Clemson, 2/24/11)

FREE THROW ATTEMPTS

SEASON: 6, vs. NC State (1/16/12)
CAREER: 7, vs. NCCU (2/22/10)

3-POINT FIELD GOALS

SEASON: 2, two times
(last: at Georgia Tech, 1/12/12)
CAREER: 2, three times
(last: vs. Florida St., 2/17/11)

3-POINT ATTEMPTS

SEASON: 3, at Maryland (1/19/12)
CAREER: 3, two times
(last: at Maryland, 1/19/12)

MINUTES PLAYED

SEASON: 31, at Virginia (2/24/12)
CAREER: 34, vs. Florida St. (2/17/11)



2011-12 DEMON DEACON BASKETBALL

WNIT ♦ WAKE FOREST AT JAMES MADISON ♦ MARCH 18, 2012 ♦ HARRISONBURG, VA.

14 • LAURYN WEBSTER

FRESHMAN ■ FORWARD ■ 6-3 ■ MARIETTA, GA. ■ MARIETTA

WEBSTER'S 2011-12 SEASON HIGHLIGHTS:

- Has seen action nine games.
- Scored her first career point on a free throw against Coppin State.
- Grabbed one rebound in the wins over Mercer and Jacksonville.
- Recorded her first made field goal against Maryland-Eastern Shore.



SEASON/CAREER HIGHS

POINTS

SEASON: 2, two times
(last: vs. UMES, 12/29/11)

REBOUNDS

SEASON: 2, two times
(last: vs. Radford, 12/7/11)

ASSISTS

SEASON: 0

STEALS

SEASON: 1, vs. Mercer (11/23/11)

BLOCKED SHOTS

SEASON: 0

FIELD GOALS

SEASON: 1, vs. UMES (12/29/11)

FIELD GOAL ATTEMPTS

SEASON: 3, vs. Mercer (11/23/11)

FREE THROWS

SEASON: 2, vs. Coppin State (11/18/11)

FREE THROW ATTEMPTS

SEASON: 4, vs. Mercer (11/23/11)

3-POINT FIELD GOALS

SEASON: 0

3-POINT ATTEMPTS

SEASON: 0

MINUTES PLAYED

SEASON: 8, vs. Mercer (11/23/11)

WEBSTER'S 2011-12 GAME-BY-GAME STATISTICS

Opponent	Date	Min	FG	FGA	Pct	3PT	3PA	Pct	FT	FTA	Pct	O	D	REB	Avg	PF	FO	AS	TO	BS	ST	TP	Avg	
MONMOUTH	11/15/11	3	0	0	.000	0	0	.000	0	0	.000	0	2	2	2.0	1	0	0	1	0	0	0	0	0.0
COPPIN STATE	11/18/11	4	0	0	.000	0	0	.000	2	2	1.000	0	0	0	1.0	3	0	0	0	0	0	0	2	1.0
KANSAS	11/20/11	0	0	0	.000	0	0	.000	0	0	.000	0	0	0	0.7	0	0	0	0	0	0	0	0	0.7
MERCER	11/23/11	8	0	3	.000	0	0	.000	1	4	.250	0	1	1	0.8	1	0	0	1	0	1	1	0.8	
JACKSONVILLE	11/25/11	4	0	0	.000	0	0	.000	0	0	.000	0	1	1	0.8	0	0	0	1	0	0	0	0.6	
MINNESOTA	12/01/11				DNP																			
at Seton Hall	12/04/11				DNP																			
RADFORD	12/07/11	3	0	0	.000	0	0	.000	0	0	.000	0	2	2	1.0	1	0	0	1	0	0	0	0.5	
DELAWARE	12/11/11				DNP																			
HOWARD	12/18/11				DNP																			
at SMU	12/21/11				DNP																			
UMES	12/29/11	4	1	1	1.000	0	0	.000	0	0	.000	0	0	0	0.9	0	0	0	1	0	0	2	0.7	
DAVIDSON	12/31/11				DNP																			
DUKE	01/06/12				DNP																			
BOSTON COL.	01/08/12				DNP																			
at Georgia Tech	01/12/12				DNP																			
NC STATE	01/16/12				DNP																			
at Maryland	01/19/12	1	0	0	.000	0	0	.000	0	0	.000	0	0	0	0.8	1	0	0	0	0	0	0	0.6	
CLEMSON	01/22/12				DNP																			
at Miami	01/26/12				DNP																			
N. CAROLINA	01/29/12				DNP																			
at Duke	02/02/12				DNP																			
at Boston Col.	02/05/12				DNP																			
FLORIDA STATE	02/09/12				DNP																			
at NC State	02/12/12				DNP																			
GEORGIA TECH	02/16/12				DNP																			
at Clemson	02/19/12				DNP																			
at Virginia	02/24/12	1	0	0	.000	0	0	.000	0	0	.000	0	0	0	0.8	0	0	0	0	0	0	0	0.6	
VIRGINIA TECH	02/26/12				DNP																			
vs Virginia Tech	03/01/12				DNP																			
vs Miami	03/02/12				DNP																			
vs. Maryland	03/03/12				DNP																			
at Charlotte	03/15/12				DNP																			
Totals		28	1	4	.250	0	0	.000	3	6	.500	1	6	7	0.8	6	0	0	5	0	1	5	0.6	

*denotes starter

WEBSTER'S CAREER STATISTICS

Season	G	GS	MP	MPG	FG	FGA	PCT	3PT	3PA	PCT	FT	FTA	PCT	O-D-REB	AVG	PF-DQ	AS	TO	BS	ST	PTS	AVG
2011-12	9	0	28	3.1	1	4	.250	0	0	.000	3	6	.500	1-6-7	0.8	6-0	0	5	0	1	5	0.6
TOTAL	9	0	28	3.1	1	4	.250	0	0	.000	3	6	.500	1-6-7	0.8	6-0	0	5	0	1	5	0.6

WEBSTER'S CAREER ACC STATISTICS

Season	G	GS	MP	MPG	FG	FGA	PCT	3PT	3PA	PCT	FT	FTA	PCT	O-D-REB	AVG	PF-DQ	AS	TO	BS	ST	PTS	AVG
2011-12	2	0	2	1.0	0	0	.000	0	0	.000	0	0	.000	0-0-0	0.0	1-0	0	0	0	0	0	0.0
TOTAL	2	0	2	1.0	0	0	.000	0	0	.000	0	0	.000	0-0-0	0.0	1-0	0	0	0	0	0	0.0



2011-12 DEMON DEACON BASKETBALL

WNIT ♦ WAKE FOREST AT JAMES MADISON ♦ MARCH 18, 2012 ♦ HARRISONBURG, VA.

15 • MILLESA CALICOTT

FRESHMAN ■ GUARD ■ 6-0 ■ WINSTON-SALEM, N.C. ■ MOUNT TABOR

CALICOTT'S 2011-12 SEASON HIGHLIGHTS:

- Has played in 22 games this season.
- Scored her first career-point on a pair of free throws against Monmouth.
- Made her first career three-pointer in the win over Coppin State.
- Played a then season-high 11 minutes and scored six points against Mercer.
- Was 2-of-3 from the floor against the Bears.
- Has grabbed at least one rebound in 16 of the 21 games she's played.
- Made her third three-pointer of the season against Maryland-Eastern Shore.
- Scored two points in her ACC debut against Boston College on Jan. 8.



SEASON/CAREER HIGHS

POINTS

SEASON: 6, two times
(last: vs. Clemson, 1/22/12)

REBOUNDS

SEASON: 3, vs. Clemson (1/22/12)

ASSISTS

SEASON: 1, seven times
(last: vs. Maryland, 3/3/12)

STEALS

SEASON: 2, two times
(last: vs. Clemson, 1/22/12)

BLOCKED SHOTS

SEASON: 0

FIELD GOALS

SEASON: 2, four times
(last: at Boston College, 2/5/12)

FIELD GOAL ATTEMPTS

SEASON: 6, two times
(last: vs. UMES, 12/29/11)

FREE THROWS

SEASON: 2, three times
(last: at Miami, 1/26/12)

FREE THROW ATTEMPTS

SEASON: 2, five times
(last: vs. Georgia Tech, 2/16/12)

3-POINT FIELD GOALS

SEASON: 2, vs. Clemson (1/22/12)

3-POINT ATTEMPTS

SEASON: 4, vs. Coppin State (11/18/11)

MINUTES PLAYED

SEASON: 19, vs. Clemson (1/22/12)

CALICOTT'S 2011-12 GAME-BY-GAME STATISTICS

Opponent	Date	Min	FG	FGA	Pct	3PT	3PA	Pct	FT	FTA	Pct	O	D	REB	Avg	PF	FO	AS	TO	BS	ST	TP	Avg
MONMOUTH	11/15/11	5	0	0	.000	0	0	.000	2	2	1.000	0	1	1	1.0	0	0	1	1	0	1	2	2.0
COPPIN STATE	11/18/11	9	1	6	.167	1	4	.250	0	0	.000	0	1	1	1.0	1	0	1	1	0	0	3	2.5
KANSAS	11/20/11				DNP																		
MERCER	11/23/11	11	2	3	.667	0	0	.000	2	2	1.000	2	0	2	1.3	2	0	1	0	0	2	6	3.7
JACKSONVILLE	11/25/11				DNP																		
MINNESOTA	12/01/11				DNP																		
at Seton Hall	12/04/11				DNP																		
RADFORD	12/07/11	7	1	2	.500	1	1	1.000	0	0	.000	0	1	1	1.3	0	0	0	1	0	0	3	3.5
DELAWARE	12/11/11				DNP																		
HOWARD	12/18/11				DNP																		
at SMU	12/21/11				DNP																		
UMES	12/29/11	10	2	6	.333	1	3	.333	0	0	.000	0	2	2	1.4	1	0	1	0	0	0	5	3.8
DAVIDSON	12/31/11				DNP																		
DUKE	01/06/12				DNP																		
BOSTON COL.	01/08/12	2	1	2	.500	0	0	.000	0	0	.000	0	0	0	1.2	1	0	0	0	0	1	2	3.5
at Georgia Tech	01/12/12				DNP																		
NC STATE	01/16/12				DNP																		
at Maryland	01/19/12	7	0	1	.000	0	0	.000	0	2	.000	1	0	1	1.1	0	0	0	0	0	0	0	3.0
CLEMSON	01/22/12	19	2	3	.667	2	2	1.000	0	1	.000	2	1	3	1.4	2	0	1	1	0	2	6	3.4
at Miami	01/26/12	12	1	5	.200	1	2	.500	2	2	1.000	1	1	2	1.4	0	0	0	2	0	1	5	3.6
N. CAROLINA	01/29/12	10	1	3	.333	0	1	.000	0	0	.000	0	1	1	1.4	0	0	0	0	0	0	2	3.4
at Duke	02/02/12	6	0	2	.000	0	1	.000	0	0	.000	0	0	0	1.3	1	0	1	1	0	0	0	3.1
at Boston Col.	02/05/12	11	2	5	.400	1	2	.500	0	0	.000	1	0	1	1.3	2	0	0	0	0	0	5	3.3
FLORIDA STATE	02/09/12	6	1	2	.500	0	1	.000	0	0	.000	0	0	0	1.2	0	0	0	0	0	0	2	3.2
at NC State	02/12/12	6	0	1	.000	0	0	.000	0	0	.000	0	2	2	1.2	0	0	0	0	0	0	0	2.9
GEORGIA TECH	02/16/12	5	0	0	.000	0	0	.000	1	2	.500	0	2	2	1.3	0	0	0	1	0	0	1	2.8
at Clemson	02/19/12	8	1	2	.500	1	2	.500	0	0	.000	0	1	1	1.3	1	0	0	1	0	0	3	2.8
at Virginia	02/24/12	7	0	0	.000	0	0	.000	0	0	.000	0	1	1	1.2	2	0	0	1	0	0	0	2.6
VIRGINIA TECH	02/26/12	5	1	1	1.000	1	1	1.000	0	0	.000	0	1	1	1.2	2	0	0	1	0	0	3	2.7
vs Virginia Tech	03/01/12	4	0	1	.000	0	1	.000	0	0	.000	0	0	0	1.2	0	0	0	0	0	0	0	2.5
vs Miami	03/02/12	2	0	0	.000	0	0	.000	0	0	.000	0	0	0	1.1	0	0	0	0	0	0	0	2.4
vs Maryland	03/03/12	4	0	0	.000	0	0	.000	0	0	.000	0	0	0	1.0	0	0	1	0	0	0	0	2.3
at Charlotte	03/15/12	9	0	3	.000	0	0	.000	0	0	.000	1	0	1	1.0	2	0	0	1	0	1	0	2.2
Totals		165	16	48	.333	9	21	.429	7	11	.636	8	15	23	1.0	17	0	7	12	0	8	48	2.2

*denotes starter

CALICOTT'S CAREER STATISTICS

Season	G	GS	MP	MPG	FG	FGA	PCT	3PT	3PA	PCT	FT	FTA	PCT	O-D-REB	AVG	PF-DQ	AS	TO	BS	ST	PTS	AVG
2011-12	22	0	165	7.5	16	48	.333	9	21	.429	7	11	.636	8-15-23	1.0	17-0	7	12	0	8	48	2.2
TOTAL	22	0	165	7.5	16	48	.333	9	21	.429	7	11	.636	8-15-23	1.0	17-0	7	12	0	8	48	2.2

CALICOTT'S CAREER ACC STATISTICS

Season	G	GS	MP	MPG	FG	FGA	PCT	3PT	3PA	PCT	FT	FTA	PCT	O-D-REB	AVG	PF-DQ	AS	TO	BS	ST	PTS	AVG
2011-12	13	0	104	8.0	10	27	.370	6	12	.500	3	7	.429	5-10-15	1.2	11-0	2	8	0	4	29	2.2
TOTAL	13	0	104	8.0	10	27	.370	6	12	.500	3	7	.429	5-10-15	1.2	11-0	2	8	0	4	29	2.2



2011-12 DEMON DEACON BASKETBALL

WNIT ♦ WAKE FOREST AT JAMES MADISON ♦ MARCH 18, 2012 ♦ HARRISONBURG, VA.

21 - SANDRA GARCIA

JUNIOR ■ CENTER ■ 6-3 ■ MIAMI, FLA. ■ PLANTATION AMERICAN HERITAGE

GARCIA'S 2011-12 SEASON HIGHLIGHTS:

- Started the first three games of the season and came off the bench in all but one game since.
- Notched a then season-high 20 points on 10-of-12 from the floor in the win over Jacksonville.
- Did not miss a shot vs. Minnesota, going 4-for-4 from the field and 4-for-4 from the FT line.
- Was a perfect 11-of-11 from the FT line in the win over Radford.
- Her 11 free throws made against Radford marked a new career-high.
- Recorded her first double-double of the season with 18 points and 10 boards against Howard.
- Scored a season-high 22 points and blocked a season-high three shots in the win over Davidson.
- Tied a career-high with 10 made field goals against Davidson.
- Notched her second double-double with 19 points and 10 boards in the win over Clemson.
- Had a big double-double with 14 points and 10 rebounds in the upset victory over Miami in the ACC Tournament.
- Has scored in double-figures 15 times.



SEASON/CAREER HIGHS

POINTS

SEASON: 22, vs. Davidson (12/31/11)
CAREER: 27, vs. High Point (11/25/09)

REBOUNDS

SEASON: 10, three times
(last: vs. Miami, 3/2/12)
CAREER: 16, vs. High Point (11/25/09)

ASSISTS

SEASON: 2, two times
(last: vs. Boston College, 1/6/12)
CAREER: 3, vs. UNC (2/18/10)

STEALS

SEASON: 2, three times
(last: vs. Clemson, 1/22/12)
CAREER: 4, two times
(last: vs. Furman, 12/22/10)

BLOCKED SHOTS

SEASON: 3, vs. Davidson (12/31/11)
CAREER: 5, vs. Jacksonville (11/13/09)

FIELD GOALS

SEASON: 10, two times
(last: vs. Davidson, 12/31/11)
CAREER: 10, three times
(last: vs. Davidson, 12/31/11)

FIELD GOAL ATTEMPTS

SEASON: 16, vs. Howard (12/18/11)
CAREER: 17, two times
(last: vs. Butler, 11/26/10)

FREE THROWS

SEASON: 11, vs. Radford (12/7/11)
CAREER: 11, vs. Radford (12/7/11)

FREE THROW ATTEMPTS

SEASON: 11, vs. Radford (12/7/11)
CAREER: 14, vs. Jacksonville (11/13/09)

3-POINT FIELD GOALS

SEASON: 2, three times
(last: vs. Clemson, 1/22/12)
CAREER: 3, vs. Va. Tech (1/7/10)

3-POINT ATTEMPTS

SEASON: 4, three times
(last: at Virginia, 2/24/12)
CAREER: 5, two times
(last: vs. Hampton, 1/6/11)

MINUTES PLAYED

SEASON: 33, vs. Howard (12/18/11)
CAREER: 41, vs. UNC (2/18/10)

GARCIA'S 2011-12 GAME-BY-GAME STATISTICS

Opponent	Date	Min	FG	FGA	Pct	3PT	3PA	Pct	FT	FTA	Pct	O	D	REB	Avg	PF	FO	AS	TO	BS	ST	TP	Avg
MONMOUTH	11/15/11	19*	3	6	.500	0	0	.000	0	0	.000	0	2	2	2.0	3	0	1	3	0	0	6	6.0
COPPIN STATE	11/18/11	12*	2	5	.400	0	0	.000	0	0	.000	1	1	2	2.0	4	0	0	2	0	1	4	5.0
KANSAS	11/20/11	18*	3	6	.500	0	0	.000	0	0	.000	2	0	2	2.0	3	0	0	0	1	0	6	5.3
MERCER	11/23/11	14	3	7	.429	2	2	1.000	2	3	.667	2	0	2	2.0	1	0	2	2	0	0	10	6.5
JACKSONVILLE	11/25/11	24	10	12	.833	0	1	.000	0	0	.000	4	0	4	2.4	2	0	1	1	0	2	20	9.2
MINNESOTA	12/01/11	22	4	4	1.000	0	0	.000	4	4	1.000	0	3	3	2.5	4	0	1	1	0	0	12	9.7
at Seton Hall	12/04/11	20	2	5	.400	0	0	.000	0	0	.000	0	1	1	2.3	1	0	0	1	2	0	4	8.9
RADFORD	12/07/11	19	3	7	.429	1	2	.500	11	11	1.000	0	1	1	2.1	2	0	0	3	0	1	18	10.0
DELAWARE	12/11/11	21	4	6	.667	0	1	.000	2	3	.667	1	3	4	2.3	4	0	0	4	2	0	10	10.0
HOWARD	12/18/11	33	7	16	.438	0	3	.000	4	5	.800	5	5	10	3.1	2	0	0	3	1	0	18	10.8
at SMU	12/21/11	19	5	7	.714	0	0	.000	2	2	1.000	1	3	4	3.2	2	0	0	5	0	0	12	10.9
UMES	12/29/11	21	5	5	1.000	1	1	1.000	1	1	1.000	0	8	8	3.6	2	0	1	1	0	2	12	11.0
DAVIDSON	12/31/11	32	10	13	.769	1	3	.333	1	1	1.000	1	5	6	3.8	1	0	0	1	3	1	22	11.8
DUKE	01/06/12	17*	0	11	.000	0	2	.000	0	0	.000	3	2	5	3.9	1	0	1	1	0	1	0	11.0
BOSTON COL.	01/08/12	15	0	4	.000	0	2	.000	1	1	1.000	2	3	5	3.9	0	0	2	2	2	0	1	10.3
at Georgia Tech	01/12/12	15	2	4	.500	0	2	.000	0	0	.000	1	1	2	3.8	1	0	0	1	1	0	4	9.9
NC STATE	01/16/12	23	3	10	.300	0	2	.000	5	8	.625	6	3	9	4.1	4	0	1	0	2	1	11	10.0
at Maryland	01/19/12	20	5	8	.625	2	3	.667	1	2	.500	0	0	0	3.9	1	0	1	0	0	0	13	10.2
CLEMSON	01/22/12	20	7	12	.583	2	4	.500	3	7	.429	7	3	10	4.2	2	0	0	3	0	2	19	10.6
at Miami	01/26/12	22	1	4	.250	0	1	.000	0	0	.000	1	5	6	4.3	1	0	1	1	0	1	2	10.2
N. CAROLINA	01/29/12	20	2	6	.333	0	2	.000	2	2	1.000	0	2	2	4.2	2	0	0	0	0	0	6	10.0
at Duke	02/02/12	23	1	5	.200	1	4	.250	0	0	.000	2	1	3	4.1	3	0	1	2	0	0	3	9.7
at Boston Col.	02/05/12	29	7	10	.700	0	2	.000	0	0	.000	2	4	6	4.2	2	0	0	1	1	0	14	9.9
FLORIDA STATE	02/09/12	16	0	4	.000	0	0	.000	1	2	.500	0	1	1	4.1	2	0	0	0	1	1	1	9.5
at NC State	02/12/12	21	3	6	.500	1	2	.500	2	2	1.000	1	5	6	4.2	5	1	1	1	2	1	9	9.5
GEORGIA TECH	02/16/12	9	0	3	.000	0	1	.000	0	0	.000	1	0	1	4.0	2	0	0	0	0	0	0	9.1
at Clemson	02/19/12	13	3	4	.750	0	0	.000	2	2	1.000	1	1	2	4.0	2	0	0	3	0	0	8	9.1
at Virginia	02/24/12	24	0	5	.000	0	4	.000	0	0	.000	0	4	4	4.0	1	0	1	3	0	1	0	8.8
VIRGINIA TECH	02/26/12	2	0	0	.000	0	0	.000	0	0	.000	0	0	0	3.8	0	0	0	0	0	0	0	8.4
vs Virginia Tech	03/01/12	19	2	4	.500	0	1	.000	2	2	1.000	1	3	4	3.8	2	0	1	0	0	0	6	8.4
vs Miami	03/02/12	26	5	8	.625	0	0	.000	4	5	.800	8	2	10	4.0	1	0	0	2	0	0	14	8.5
vs Maryland	03/03/12	21	1	3	.333	0	1	.000	2	2	1.000	1	0	1	3.9	2	0	1	1	0	0	4	8.4
at Charlotte	03/15/12	32	5	9	.556	0	3	.000	3	5	.600	1	3	4	3.9	3	0	1	2	0	0	13	8.5
Totals		661	108	219	.493	11	49	.224	55	70	.786	55	75	130	3.9	68	1	18	50	18	15	282	8.5

*denotes starter

GARCIA'S CAREER STATISTICS

Season	G	GS	MP	MPG	FG	FGA	PCT	3PT	3PA	PCT	FT	FTA	PCT	O-D-REB	AVG	PF-DQ	AS	TO	BS	ST	PTS	AVG
2009-10	31	29	825	26.6	111	255	.435	7	39	.179	70	95	.737	104-117-221	7.1	83-3	16	50	19	24	299	9.6
2010-11	31	27	757	24.4	135	241	.560	10	34	.294	66	96	.688	67-95-162	5.2	71-1	11	45	23	22	346	11.2
2011-12	33	4	661	20.0	108	219	.493	11	49	.224	55	70	.786	55-75-130	3.9	68-1	18	50	18	15	282	8.5
TOTAL	95	60	2243	23.6	354	715	.495	28	122	.230	191	261	.732	226-287-513	5.4	222-5	45	145	60	61	927	9.8

GARCIA'S CAREER ACC STATISTICS

Season	G	GS	MP	MPG	FG	FGA	PCT	3PT	3PA	PCT	FT	FTA	PCT	O-D-REB	AVG	PF-DQ	AS	TO	BS	ST	PTS	AVG
2009-10	14	14	357	25.5	53	115	.461	4	19	.211	38	49	.776	39-42-81	5.8	41-1	6	19	5	6	148	10.6
2010-11	14	13	387	27.6	61	109	.560	5	16	.313	34	44	.773	26-37-63	4.5	37-0	4	13	14	10	161	11.5
2011-12	16	1	289	18.1	34	96	.354	6	31	.194	17	26	.654	27-35-62	3.9	29-1	9	18	9	8	91	5.7
TOTAL	44	28	1033	23.5	148	320	.463	15	66	.227	89	119	.748	92-114-206	4.7	107-2	19	50	28	24	400	9.1



2011-12 DEMON DEACON BASKETBALL

WNIT ♦ WAKE FOREST AT JAMES MADISON ♦ MARCH 18, 2012 ♦ HARRISONBURG, VA.

22 - LAKEVIA BOYKIN

JUNIOR ■ GUARD ■ 5-9 ■ RALEIGH, N.C. ■ SOUTHEAST RALEIGH

BOYKIN'S 2011-12 SEASON HIGHLIGHTS:

- Has started all 33 games this season.
- Has scored in double-figures in 17 of the last 21 games.
- Has scored in double-figures 21 times this season, including six 20-point games.
- Tallied a then season-best 17 points in a win over Minnesota.
- Scored all 11 of her points at Seton Hall in the second half, including a 6-for-6 performance from the FT line.
- Dished-out a season-high five assists against Radford.
- Enjoyed a career-night against Duke, scoring a career-high 25 points. Tied a career-high with five three-pointers. Had career-highs of 10 field goals and 25 attempts.
- Tied a career-high with four steals against Boston College on Jan. 8 and at Duke on Feb. 2.
- Canned five three-pointers in a game for the second time this season against Clemson.
- Grabbed a then career-best eight rebounds against North Carolina to go along with a team-high 21 points.
- Played all 40 minutes against the Tar Heels on Jan. 29, for the first time in her career.
- Led the team with a career-high nine rebounds in addition to 20 points on 4-of-5 from deep against Florida State
- Scored 22 points in 4-of-5 from beyond the arc in the ACC Tournament win over Virginia Tech on March 1.

BOYKIN'S 2011-12 GAME-BY-GAME STATISTICS

Opponent	Date	Min	FG	FGA	Pct	3PT	3PA	Pct	FT	FTA	Pct	O	D	REB	Avg	PF	FO	AS	TO	BS	ST	TP	Avg
MONMOUTH	11/15/11	21*	3	9	.333	0	3	.000	1	2	.500	0	0	0	0.0	1	0	2	1	0	2	7	7.0
COPPIN STATE	11/18/11	14*	1	6	.167	0	1	.000	0	0	.000	0	1	1	0.5	0	0	0	0	0	0	2	4.5
KANSAS	11/20/11	25*	7	17	.412	1	4	.250	0	0	.000	1	1	2	1.0	1	0	1	5	0	2	15	8.0
MERCER	11/23/11	14*	1	4	.250	0	0	.000	0	0	.000	0	3	3	1.5	2	0	1	2	0	0	2	6.5
JACKSONVILLE	11/25/11	16*	3	11	.273	0	4	.000	2	2	1.000	2	2	4	2.0	0	0	1	0	0	2	8	6.8
MINNESOTA	12/01/11	35*	6	15	.400	1	6	.167	4	4	1.000	0	0	0	1.7	2	0	1	3	0	2	17	8.5
at Seton Hall	12/04/11	24*	2	8	.250	1	3	.333	6	6	1.000	1	3	4	2.0	1	0	1	2	1	1	11	8.9
RADFORD	12/07/11	24*	6	9	.667	2	4	.500	2	2	1.000	1	0	1	1.9	2	0	5	0	0	0	16	9.8
DELAWARE	12/11/11	23*	2	6	.333	1	2	.500	0	0	.000	0	1	1	1.8	0	0	4	1	0	0	5	9.2
HOWARD	12/18/11	33*	3	10	.300	1	4	.250	4	4	1.000	0	0	0	1.6	3	0	1	1	0	1	11	9.4
at SMU	12/21/11	28*	2	9	.222	1	5	.200	0	4	.000	1	3	4	1.8	0	0	3	0	0	1	5	9.0
UMES	12/29/11	11*	0	4	.000	0	0	.000	0	0	.000	2	0	2	1.8	0	0	0	1	0	2	0	8.8
DAVIDSON	12/31/11	26*	6	13	.462	2	3	.667	2	2	1.000	1	0	1	1.8	3	0	1	0	1	0	16	8.3
DUKE	01/06/12	36*	10	25	.400	5	10	.500	0	0	.000	2	1	3	1.9	0	0	1	1	0	3	25	10.0
BOSTON COL.	01/08/12	35*	5	12	.417	1	2	.500	1	2	.500	0	0	0	1.7	1	0	3	1	0	4	12	10.1
at Georgia Tech	01/12/12	30*	5	16	.313	3	5	.600	1	2	.500	1	1	2	1.8	2	0	2	1	0	2	14	10.4
NC STATE	01/16/12	27*	4	16	.250	1	5	.200	0	0	.000	0	1	1	1.7	2	0	1	3	0	1	9	10.3
at Maryland	01/19/12	26*	6	14	.429	1	6	.167	0	0	.000	2	1	3	1.8	5	1	0	1	0	1	13	10.4
CLEMSON	01/22/12	33*	8	16	.500	5	10	.500	0	1	.000	2	1	3	1.8	1	0	3	0	0	2	21	11.0
at Miami	01/26/12	35*	3	12	.250	1	4	.250	0	0	.000	1	4	5	2.0	1	0	2	1	0	0	7	10.8
N. CAROLINA	01/29/12	40*	8	21	.381	2	9	.222	3	4	.750	2	6	8	2.3	2	0	1	4	0	0	21	11.3
at Duke	02/02/12	33*	4	19	.211	0	6	.000	2	3	.667	1	1	2	2.3	1	0	2	1	0	4	10	11.2
at Boston Col.	02/05/12	35*	7	13	.538	2	8	.250	5	6	.833	0	1	1	2.2	2	0	1	0	0	1	21	11.7
FLORIDA STATE	02/09/12	36*	6	11	.545	4	5	.800	4	4	1.000	3	6	9	2.5	1	0	1	2	0	2	20	12.0
at NC State	02/12/12	31*	2	6	.333	1	5	.200	2	2	1.000	0	2	2	2.5	0	0	1	3	0	1	7	11.8
GEORGIA TECH	02/16/12	36*	6	13	.462	2	5	.400	2	2	1.000	0	3	3	2.5	2	0	0	4	0	0	16	12.0
at Clemson	02/19/12	36*	4	10	.400	2	5	.400	0	0	.000	2	3	5	2.6	2	0	4	3	0	2	10	11.9
at Virginia	02/24/12	23*	3	8	.375	2	5	.400	0	0	.000	2	0	2	2.6	0	0	1	4	0	1	8	11.8
VIRGINIA TECH	02/26/12	26*	4	10	.400	2	4	.500	4	4	1.000	1	0	1	2.5	0	0	1	0	0	2	14	11.8
vs Virginia Tech	03/01/12	36*	8	15	.533	4	5	.800	2	4	.500	0	0	0	2.4	2	0	1	2	0	1	22	12.2
vs Miami	03/02/12	35*	6	12	.500	2	3	.667	2	2	1.000	0	1	1	2.4	3	0	1	2	0	3	16	12.3
vs Maryland	03/03/12	34*	5	19	.263	1	5	.200	0	0	.000	5	2	7	2.5	2	0	3	0	0	1	11	12.3
at Charlotte	03/15/12	36*	3	13	.231	1	4	.250	6	6	1.000	1	1	2	2.5	0	0	2	1	0	1	13	12.3
Totals		953	149	402	.371	52	150	.347	55	68	.809	34	49	83	2.5	44	1	52	50	2	45	405	12.3

*denotes starter

BOYKIN'S CAREER STATISTICS

Season	G	GS	MP	MPG	FG	FGA	PCT	3PT	3PA	PCT	FT	FTA	PCT	O-D-REB	AVG	PF-DQ	AS	TO	BS	ST	PTS	AVG
2009-10	32	5	494	15.4	57	161	.354	17	53	.321	18	26	.692	23-32-55	1.7	29-1	34	39	0	15	149	4.7
2010-11	32	31	868	27.1	103	286	.360	36	124	.290	42	55	.764	26-60-86	2.7	35-0	51	43	2	37	284	8.9
2011-12	33	33	953	28.9	149	402	.371	52	150	.347	55	68	.809	34-49-83	2.5	44-1	52	50	2	45	405	12.3
TOTAL	97	69	2315	23.9	309	849	.364	105	327	.321	115	149	.772	83-141-224	2.3	108-2	137	132	4	97	838	8.6

BOYKIN'S CAREER ACC STATISTICS

Season	G	GS	MP	MPG	FG	FGA	PCT	3PT	3PA	PCT	FT	FTA	PCT	O-D-REB	AVG	PF-DQ	AS	TO	BS	ST	PTS	AVG
2009-10	14	3	182	13.0	19	63	.302	9	29	.310	2	5	.400	5-17-22	1.6	6-0	16	15	0	4	49	3.5
2010-11	14	13	354	25.3	44	115	.383	19	53	.358	12	17	.706	11-19-30	2.1	13-0	18	17	0	9	119	8.5
2011-12	16	16	518	32.4	85	222	.383	34	94	.362	24	30	.800	19-31-50	3.1	22-1	24	29	0	26	228	14.3
TOTAL	44	32	1054	24.0	148	400	.370	62	176	.352	38	52	.731	35-67-102	2.3	41-1	58	61	0	39	396	9.0



SEASON/CAREER HIGHS

POINTS

SEASON: 25, vs. Duke (1/6/12)
CAREER: 25, vs. Duke (1/6/12)

REBOUNDS

SEASON: 9, vs. Florida State (2/9/12)
CAREER: 8, vs. Florida State (2/9/12)

ASSISTS

SEASON: 5, vs. Radford (12/7/11)
CAREER: 6, two times
(last: vs. W&M, 11/21/10)

STEALS

SEASON: 4, two times
(last: at Duke, 2/2/12)
CAREER: 4, five times
(last: at Duke, 2/2/12)

BLOCKED SHOTS

SEASON: 1, two times
(last: vs. Davidson, 12/31/11)
CAREER: 1, four times
(last: vs. Davidson, 12/31/11)

FIELD GOALS

SEASON: 10, vs. Duke (1/6/12)
CAREER: 10, vs. Duke (1/6/12)

FIELD GOAL ATTEMPTS

SEASON: 25, vs. Duke (1/6/12)
CAREER: 25, vs. Duke (1/6/12)

FREE THROWS

SEASON: 6, at Seton Hall (12/4/11)
CAREER: 6, three times
(last: at Seton Hall, 12/4/11)

FREE THROW ATTEMPTS

SEASON: 6, two times
(last: at Boston College, 2/5/12)
CAREER: 6, three times
(last: at Boston College, 2/5/12)

3-POINT FIELD GOALS

SEASON: 5, two times
(last: vs. Clemson, 1/22/12)
CAREER: 5, four times
(last: vs. Clemson, 1/22/12)

3-POINT ATTEMPTS

SEASON: 10, two times
(last: vs. Clemson, 1/22/12)
CAREER: 11, vs. Clemson (1/23/11)

MINUTES PLAYED

SEASON: 40, vs. N. Carolina (1/29/12)
CAREER: 40, vs. N. Carolina (1/29/12)



2011-12 DEMON DEACON BASKETBALL

WNIT ♦ WAKE FOREST AT JAMES MADISON ♦ MARCH 18, 2012 ♦ HARRISONBURG, VA.

23 • SECILY RAY

SENIOR • FORWARD • 6-0 • THOMASVILLE, N.C. • THOMASVILLE

RAY'S 2011-12 SEASON HIGHLIGHTS:

- Grabbed 10 rebounds in the season-opening victory over Monmouth, becoming just the ninth Demon Deacon to record 600 career rebounds.
- Also scored 12 points against the Hawks for her 11th career double-double.
- Has started all 33 games.
- Scored her 1,000th career point against Virginia on Feb. 24.
- Tied a career-high with 16 rebounds in the win over Virginia Tech on Feb. 26.
- Pulled-down a season-best 12 boards at Duke on Feb. 2 and then again on Feb. 5 at Boston College.
- Shot a career-high 12 free throws against Kansas and converted on eight attempts.
- Was just one rebound away from a double-double at Seton Hall with 11 points and nine boards.
- Dished-out a career-high five assists in the win over Maryland-Eastern Shore.
- Notched her second double-double of the year at Boston College with 10 points and 12 rebounds.
- Had a tremendous Senior Day, posting a double-double with 10 points and a career-high tying 16 rebounds.
- Scored a then season-high 17 points and grabbed seven rebounds in the ACC Tournament win over Virginia Tech on March 1.
- Topped her season-high one night later with 21 points and eight rebounds against No. 7 Miami.
- Tied her season-high with 21 points in the WNIT victory at Charlotte on March 15.

RAY'S 2011-12 GAME-BY-GAME STATISTICS

Opponent	Date	Min	FG	FGA	Pct	3PT	3PA	Pct	FT	FTA	Pct	O	D	REB	Avg	PF	FO	AS	TO	BS	ST	TP	Avg
MONMOUTH	11/15/11	24*	4	6	.667	0	0	.000	4	4	1.000	4	6	10	10.0	1	0	0	3	0	4	12	12.0
COPPIN STATE	11/18/11	16*	4	7	.571	0	0	.000	0	0	.000	5	6	11	10.5	3	0	1	2	0	0	8	10.0
KANSAS	11/20/11	20*	4	13	.308	0	0	.000	8	12	.667	4	3	7	9.3	1	0	0	2	2	1	16	12.0
MERCER	11/23/11	13*	2	7	.286	0	0	.000	2	3	.667	2	1	3	7.8	1	0	0	1	0	3	6	10.5
JACKSONVILLE	11/25/11	23*	4	6	.667	0	0	.000	4	6	.667	2	4	6	7.4	1	0	0	1	0	0	12	10.8
MINNESOTA	12/01/11	23*	1	4	.250	0	0	.000	2	4	.500	2	2	4	6.8	2	0	0	5	1	4	4	9.7
at Seton Hall	12/04/11	34*	3	9	.333	0	1	.000	5	7	.714	3	6	9	7.1	1	0	3	1	0	1	11	9.9
RADFORD	12/07/11	27*	1	5	.200	0	0	.000	5	6	.833	3	3	6	7.0	3	0	2	2	1	0	7	9.5
DELAWARE	12/11/11	37*	3	8	.375	0	0	.000	4	5	.800	4	2	6	6.9	4	0	3	2	0	2	10	9.6
HOWARD	12/18/11	30*	5	8	.625	0	1	.000	0	1	.000	4	5	9	7.1	1	0	1	5	0	2	10	9.6
at SMU	12/21/11	30*	4	8	.500	0	0	.000	1	4	.250	5	5	10	7.4	2	0	0	6	1	1	9	9.5
UMES	12/29/11	20*	1	3	.333	0	0	.000	4	5	.800	3	4	7	7.3	0	0	5	2	2	3	6	9.3
DAVIDSON	12/31/11	24*	1	9	.111	0	0	.000	0	0	.000	2	0	2	6.9	0	0	2	2	0	0	2	8.7
DUKE	01/06/12	26*	4	10	.400	0	0	.000	1	1	1.000	3	4	7	6.9	3	0	1	4	2	3	9	8.7
BOSTON COL.	01/08/12	16*	4	9	.444	0	0	.000	1	4	.250	3	3	6	6.9	2	0	0	2	2	1	9	8.7
at Georgia Tech	01/12/12	15*	1	3	.333	0	0	.000	5	6	.833	2	2	4	6.7	3	0	0	3	1	0	7	8.6
NC STATE	01/16/12	23*	3	10	.300	0	0	.000	0	0	.000	4	3	7	6.7	3	0	1	1	2	1	6	8.5
at Maryland	01/19/12	18*	1	8	.125	0	0	.000	0	4	.000	5	2	7	6.7	2	0	1	1	1	1	2	8.1
CLEMSON	01/22/12	28*	4	9	.444	0	0	.000	1	2	.500	3	5	8	6.8	1	0	4	4	2	2	9	8.2
at Miami	01/26/12	28*	3	7	.429	0	0	.000	3	4	.750	3	1	4	6.7	3	0	0	4	2	0	9	8.2
N. CAROLINA	01/29/12	30*	5	6	.833	0	0	.000	1	2	.500	2	6	8	6.7	2	0	1	3	0	1	11	8.3
at Duke	02/02/12	31*	3	7	.429	0	1	.000	0	0	.000	5	7	12	7.0	3	0	2	3	3	3	6	8.2
at Boston Col.	02/05/12	38*	4	9	.444	0	0	.000	2	6	.333	8	4	12	7.2	2	0	1	0	3	3	10	8.3
FLORIDA STATE	02/09/12	32*	4	8	.500	0	0	.000	3	4	.750	1	4	5	7.1	3	0	2	5	1	1	11	8.4
at NC State	02/12/12	34*	4	8	.500	0	0	.000	2	2	1.000	0	4	4	7.0	3	0	3	4	2	2	10	8.5
GEORGIA TECH	02/16/12	35*	2	6	.333	0	0	.000	5	6	.833	3	7	10	7.1	3	0	0	3	0	3	9	8.5
at Clemson	02/19/12	32*	2	9	.222	0	0	.000	0	0	.000	4	2	6	7.0	1	0	4	1	1	1	4	8.3
at Virginia	02/24/12	28*	4	5	.800	0	0	.000	1	4	.250	5	6	11	7.2	5	1	0	5	1	0	9	8.4
VIRGINIA TECH	02/26/12	31*	4	6	.667	0	0	.000	2	6	.333	7	9	16	7.5	1	0	3	2	2	1	10	8.4
vs Virginia Tech	03/01/12	31*	4	9	.444	0	0	.000	9	11	.818	2	5	7	7.5	5	1	3	2	0	2	17	8.7
vs Miami	03/02/12	36*	8	14	.571	0	0	.000	5	7	.714	2	6	8	7.5	1	0	1	2	1	0	21	9.1
vs Maryland	03/03/12	29*	2	7	.286	0	0	.000	4	4	1.000	0	2	2	7.3	5	1	0	2	0	2	8	9.1
at Charlotte	03/15/12	31*	8	13	.615	0	0	.000	5	7	.714	5	4	9	7.4	4	0	2	1	1	4	21	9.4
Totals		903	111	256	.434	0	3	.000	89	137	.650	110	133	243	7.4	75	3	46	84	34	52	311	9.4

*denotes starter

RAY'S CAREER STATISTICS

Season	G	GS	MP	MPG	FG	FGA	PCT	3PT	3PA	PCT	FT	FTA	PCT	O-D-REB	AVG	PF-DQ	AS	TO	BS	ST	PTS	AVG
2008-09	31	13	779	25.1	84	248	.339	14	58	.241	66	102	.647	73-124-197	6.4	80-3	31	64	29	41	248	8.0
2009-10	31	31	979	31.6	124	312	.397	20	59	.339	75	115	.652	88-153-241	7.8	75-2	35	88	21	39	343	11.1
2010-11	32	17	701	21.9	65	164	.396	0	13	.000	50	82	.610	60-93-153	4.8	54-1	42	63	25	38	180	5.6
2011-12	33	33	903	27.4	111	256	.434	0	3	.000	89	137	.650	110-133-243	7.4	75-3	46	84	34	52	311	9.4
TOTAL	127	94	3362	26.5	384	980	.392	34	133	.256	280	436	.642	331-503-834	6.6	284-9	154	299	109	170	1082	8.5

RAY'S CAREER ACC STATISTICS

Season	G	GS	MP	MPG	FG	FGA	PCT	3PT	3PA	PCT	FT	FTA	PCT	O-D-REB	AVG	PF-DQ	AS	TO	BS	ST	PTS	AVG
2008-09	14	9	386	27.6	46	124	.371	8	27	.296	27	48	.563	32-57-89	6.4	45-3	16	38	9	20	127	9.1
2009-10	14	14	457	32.6	59	146	.404	11	33	.333	48	66	.727	41-72-113	8.1	38-2	14	38	10	19	177	12.6
2010-11	14	9	327	23.4	52	157	.331	12	56	.214	32	45	.711	30-44-74	5.3	30-0	24	38	14	15	148	10.6
2011-12	16	16	455	28.4	52	120	.433	0	1	.000	27	51	.529	58-69-127	7.9	40-1	23	43	25	23	131	8.2
TOTAL	58	42	1558	26.9	175	441	.397	19	65	.292	119	200	.595	151-229-380	6.6	143-6	63	147	48	75	488	8.4



SEASON/CAREER HIGHS

POINTS

SEASON: 21, vs. Miami (3/2/12)
CAREER: 24, two times
(last: vs. SD State 12/28/09)

REBOUNDS

SEASON: 16, vs. Virginia Tech (2/26/12)
CAREER: 16, two times
(last: vs. Virginia Tech, 2/26/12)

ASSISTS

SEASON: 5, vs. UMES (12/29/11)
CAREER: 5, vs. UMES (12/29/11)

STEALS

SEASON: 4, three times
(last: at Charlotte, 3/15/12)
CAREER: 4, six times
(last: at Charlotte, 3/15/12)

BLOCKED SHOTS

SEASON: 3, two times
(last: at Boston College, 2/5/12)
CAREER: 4, two times
(last: vs. SMU, 1/3/11)

FIELD GOALS

SEASON: 8, two times
(last: at Charlotte, 3/15/12)
CAREER: 11, vs. SD State (12/28/09)

FIELD GOAL ATTEMPTS

SEASON: 14, vs. Miami (3/2/12)
CAREER: 21, vs. SD State (12/28/09)

FREE THROWS

SEASON: 9, vs. Virginia Tech (3/1/12)
CAREER: 10, vs. Virginia (1/31/10)

FREE THROW ATTEMPTS

SEASON: 12, vs. Kansas (11/20/11)
CAREER: 12, two times
(last: vs. Kansas, 11/20/11)

3-POINT FIELD GOALS

SEASON: 0
CAREER: 2, nine times
(last: vs. NCCU 2/22/10)

3-POINT ATTEMPTS

SEASON: 1, three times
(last: at Duke, 2/2/12)
CAREER: 5, four times
(last: at Virginia Tech 2/5/10)

MINUTES PLAYED

SEASON: 38, at Boston College (2/5/12)
CAREER: 45, vs. Miami (3/4/10)



2011-12 DEMON DEACON BASKETBALL

WNIT ♦ WAKE FOREST AT JAMES MADISON ♦ MARCH 18, 2012 ♦ HARRISONBURG, VA.

25 • DEARICA HAMBY

FRESHMAN ■ CENTER ■ 6-3 ■ MARIETTA, GA. ■ NORCROSS

HAMBY'S 2011-12 SEASON HIGHLIGHTS:

- Played 18 minutes in the season-opening victory over Monmouth.
- Finished with eight points in her first career game.
- Was a perfect 5-of-5 from the floor, including 1-of-1 from the beyond the arc, in the win over Mercer.
- Finished with a season-high 13 points and also recorded five steals against the Bears.
- Played 15 minutes and grabbed a then season-high eight rebounds in the road victory at SMU.
- Was a perfect 4-for-4 and grabbed a then season-high nine rebounds in a then season-high 20 minutes against Maryland-Eastern Shore.
- Dished-out a season-high two assists in 24 minutes of action at Georgia Tech.
- Made her second three-pointer of the season against NC State.
- Had a season-high three blocks at Miami.
- Made her first career start at Duke on Feb. 2 and finished with five points and eight rebounds in a season-high 29 minutes.
- Tied a then season-high with nine rebounds in the win at Clemson.
- Pulled-down a season-high 11 rebounds in the WNIT victory at Charlotte.
- Has started the last 12 games.

HAMBY'S 2011-12 GAME-BY-GAME STATISTICS

Opponent	Date	Min	FG	FGA	Pct	3PT	3PA	Pct	FT	FTA	Pct	O	D	REB	Avg	PF	FO	AS	TO	BS	ST	TP	Avg
MONMOUTH	11/15/11	18	3	6	.500	0	1	.000	2	2	1.000	0	0	0	0.0	1	0	1	2	0	1	8	8.0
COPPIN STATE	11/18/11	15	1	2	.500	0	1	.000	1	3	.333	0	4	4	2.0	5	1	1	1	2	1	3	5.5
KANSAS	11/20/11	4	0	0	.000	0	0	.000	0	0	.000	0	0	0	1.3	0	0	1	1	0	0	0	3.7
MERCER	11/23/11	14	5	5	1.000	1	1	1.000	2	3	.667	1	0	1	1.3	0	0	0	1	1	5	13	6.0
JACKSONVILLE	11/25/11	16	0	5	.000	0	1	.000	0	2	.000	2	5	7	2.4	0	0	0	3	1	2	0	4.8
MINNESOTA	12/01/11	10	1	3	.333	0	1	.000	0	0	.000	2	2	4	2.7	0	0	0	0	0	0	2	4.3
at Seton Hall	12/04/11	3	0	0	.000	0	0	.000	0	0	.000	0	1	1	2.4	0	0	0	1	0	0	0	3.7
RADFORD	12/07/11	20	0	4	.000	0	1	.000	2	4	.500	4	2	6	2.9	2	0	1	0	0	3	2	3.5
DELAWARE	12/11/11	12	0	0	.000	0	0	.000	0	0	.000	2	4	6	3.2	3	0	0	1	0	0	0	3.1
HOWARD	12/18/11	11	0	0	.000	0	0	.000	0	0	.000	0	2	2	3.1	1	0	1	0	1	1	0	2.8
at SMU	12/21/11	15	3	4	.750	0	1	.000	0	0	.000	4	4	8	3.5	1	0	0	1	0	1	6	3.1
UMES	12/29/11	23	4	4	1.000	0	0	.000	1	4	.250	2	7	9	4.0	3	0	1	3	1	3	9	3.6
DAVIDSON	12/31/11	9	1	1	1.000	0	0	.000	0	0	.000	1	1	2	3.8	1	0	1	1	0	0	2	3.5
DUKE	01/06/12	7	0	1	.000	0	0	.000	0	0	.000	0	0	0	3.6	0	0	0	0	1	0	0	3.2
BOSTON COL.	01/08/12	12	4	7	.571	0	0	.000	1	1	1.000	0	3	3	3.5	1	0	0	0	0	0	9	3.6
at Georgia Tech	01/12/12	24	2	6	.333	0	0	.000	0	0	.000	0	3	3	3.5	1	0	2	1	0	3	4	3.6
NC STATE	01/16/12	19	1	3	.333	1	1	1.000	0	0	.000	1	4	5	3.6	3	0	0	6	0	0	3	3.6
at Maryland	01/19/12	21	1	3	.333	0	1	.000	0	0	.000	0	6	6	3.7	0	0	0	1	0	1	2	3.5
CLEMSON	01/22/12	15	1	2	.500	0	0	.000	3	6	.500	1	0	1	3.6	3	0	0	1	0	2	5	3.6
at Miami	01/26/12	21	2	7	.286	0	1	.000	0	2	.000	4	3	7	3.8	1	0	1	1	3	0	4	3.6
N. CAROLINA	01/29/12	13	3	5	.600	0	1	.000	0	0	.000	0	1	1	3.6	2	0	0	1	0	4	6	3.7
at Duke	02/02/12	29*	2	6	.333	1	2	.500	0	0	.000	2	6	8	3.8	1	0	0	5	2	4	5	3.8
at Boston Col.	02/05/12	19*	2	5	.400	0	1	.000	1	1	1.000	4	2	6	3.9	4	0	0	2	0	0	5	3.8
FLORIDA STATE	02/09/12	19*	3	8	.375	0	1	.000	0	0	.000	2	0	2	3.8	0	0	0	1	0	0	6	3.9
at NC State	02/12/12	22*	3	5	.600	0	1	.000	0	1	.000	2	2	4	3.8	3	0	0	2	2	0	6	4.0
GEORGIA TECH	02/16/12	29*	3	10	.300	1	2	.500	0	1	.000	1	3	4	3.8	1	0	0	3	2	1	7	4.1
at Clemson	02/19/12	21*	1	7	.143	1	2	.500	1	4	.250	3	6	9	4.0	0	0	1	0	2	0	4	4.1
at Virginia	02/24/12	15*	0	3	.000	0	1	.000	1	2	.500	1	1	2	4.0	0	0	0	0	0	2	1	4.0
VIRGINIA TECH	02/26/12	15*	0	3	.000	0	2	.000	0	0	.000	1	4	5	4.0	2	0	0	0	0	0	0	3.9
vs Virginia Tech	03/01/12	23*	0	2	.000	0	0	.000	0	0	.000	1	2	3	4.0	1	0	0	0	0	1	0	3.7
vs Miami	03/02/12	8*	0	1	.000	0	0	.000	2	2	1.000	1	1	2	3.9	0	0	0	0	0	0	2	3.7
vs Maryland	03/03/12	20*	3	7	.429	1	3	.333	0	0	.000	3	2	5	3.9	0	0	1	2	0	1	7	3.8
at Charlotte	03/15/12	18*	0	1	.000	0	0	.000	0	0	.000	4	7	11	4.2	2	0	0	2	1	2	0	3.7
Totals		540	49	126	.389	6	26	.231	17	38	.447	49	88	137	4.2	42	1	12	43	19	38	121	3.7

*denotes starter



SEASON/CAREER HIGHS

POINTS

SEASON: 13, vs. Mercer (11/23/11)

REBOUNDS

SEASON: 11, at Charlotte (3/15/12)

ASSISTS

SEASON: 2, at Georgia Tech (1/12/12)

STEALS

SEASON: 5, vs. Mercer (11/23/11)

BLOCKED SHOTS

SEASON: 3, at Miami (1/26/12)

FIELD GOALS

SEASON: 5, vs. Mercer (11/23/11)

FIELD GOAL ATTEMPTS

SEASON: 10, vs. Georgia Tech (2/16/12)

FREE THROWS

SEASON: 3, vs. Clemson (1/22/12)

FREE THROW ATTEMPTS

SEASON: 6, vs. Clemson (1/22/12)

3-POINT FIELD GOALS

SEASON: 1, six times
(last: vs. Maryland, 3/3/12)

3-POINT ATTEMPTS

SEASON: 3, vs. Maryland (3/3/12)

MINUTES PLAYED

SEASON: 29, two times
(last: vs. Georgia Tech, 2/16/12)

HAMBY'S CAREER STATISTICS

Season	G	GS	MP	MPG	FG	FGA	PCT	3PT	3PA	PCT	FT	FTA	PCT	O-D-REB	AVG	PF-DQ	AS	TO	BS	ST	PTS	AVG
2011-12	33	12	540	16.4	49	126	.389	6	26	.231	17	38	.447	49-88-137	4.2	42-1	12	43	19	38	121	3.7
TOTAL	33	12	540	16.4	49	126	.389	6	26	.231	17	38	.447	49-88-137	4.2	42-1	12	43	19	38	121	3.7

HAMBY'S CAREER ACC STATISTICS

Season	G	GS	MP	MPG	FG	FGA	PCT	3PT	3PA	PCT	FT	FTA	PCT	O-D-REB	AVG	PF-DQ	AS	TO	BS	ST	PTS	AVG
2011-12	16	8	301	18.8	28	81	.346	4	16	.250	7	18	.389	22-44-66	4.1	22-0	4	24	12	17	67	4.2
TOTAL	16	8	301	18.8	28	81	.346	4	16	.250	7	18	.389	22-44-66	4.1	22-0	4	24	12	17	67	4.2



2011-12 DEMON DEACON BASKETBALL

WNIT ♦ WAKE FOREST AT JAMES MADISON ♦ MARCH 18, 2012 ♦ HARRISONBURG, VA.

31 • LINDSY WRIGHT

SOPHOMORE • CENTER • 6-3 • DENVER, N.C. • EAST LINCOLN

WRIGHT'S 2011-12 SEASON HIGHLIGHTS:

- Has started all but four games this season.
- Recorded the first double-double of her career with 12 points and 11 rebounds against Virginia Tech on Feb. 26. Also played a career-high 35 minutes against the Hokies.
- Was 7-of-8 from the floor for a then career-high 15 points in the win over Coppin State.
- Made her first career-start against Mercer and finished with six points and four boards.
- Recorded a career-high 18 points to go along with five boards in the win over Radford.
- Also tied career-highs with four free throws made on six attempts against the Highlanders.
- Played a career-high 27 minutes against Georgia Tech on Feb. 16.
- Tied then career-highs with nine rebounds and 27-minutes played in the road victory at Clemson on Feb. 19.
- Has scored in double-figures a total of six times this season.

WRIGHT'S 2011-12 GAME-BY-GAME STATISTICS

Opponent	Date	Min	FG	FGA	Pct	3PT	3PA	Pct	FT	FTA	Pct	O	D	REB	Avg	PF	FO	AS	TO	BS	ST	TP	Avg
MONMOUTH	11/15/11	12	0	0	.000	0	0	.000	3	6	.500	2	4	6	6.0	0	0	1	0	0	4	3	3.0
COPPIN STATE	11/18/11	24	7	8	.875	0	0	.000	1	4	.250	3	6	9	7.5	3	0	0	1	3	0	15	9.0
KANSAS	11/20/11	21	4	6	.667	0	0	.000	1	4	.250	3	2	5	6.7	3	0	0	0	1	5	9	9.0
MERCER	11/23/11	19*	3	4	.750	0	0	.000	0	1	.000	1	3	4	6.0	4	0	3	1	2	1	6	8.3
JACKSONVILLE	11/25/11	14*	2	2	1.000	0	0	.000	0	3	.000	2	2	4	5.6	4	0	0	2	1	2	4	7.4
MINNESOTA	12/01/11	18*	0	2	.000	0	0	.000	0	0	.000	2	1	3	5.2	3	0	0	1	1	1	0	6.2
at Seton Hall	12/04/11	19*	3	3	1.000	0	0	.000	0	0	.000	1	3	4	5.0	3	0	0	1	1	2	6	6.1
RADFORD	12/07/11	17*	7	10	.700	0	0	.000	4	6	.667	3	2	5	5.0	4	0	0	0	2	0	18	7.6
DELAWARE	12/11/11	19*	0	3	.000	0	0	.000	0	2	.000	1	7	8	5.3	4	0	0	1	1	0	0	6.8
HOWARD	12/18/11	11*	1	2	.500	0	0	.000	0	0	.000	2	5	7	5.5	3	0	0	2	1	0	2	6.3
at SMU	12/21/11	20*	1	5	.200	0	0	.000	1	4	.250	2	2	4	5.4	4	0	0	3	1	0	3	6.0
UMES	12/29/11	15*	3	8	.375	0	0	.000	0	0	.000	1	4	5	5.3	3	0	1	2	0	1	6	6.0
DAVIDSON	12/31/11	8*	0	1	.000	0	0	.000	1	2	.500	1	2	3	5.2	1	0	0	0	0	0	1	5.6
DUKE	01/06/12	19	4	6	.667	0	0	.000	1	3	.333	2	1	3	5.0	3	0	0	1	0	1	9	5.9
BOSTON COL.	01/08/12	21*	4	5	.800	0	0	.000	3	3	1.000	3	5	8	5.2	5	1	0	3	0	0	11	6.2
at Georgia Tech	01/12/12	26*	3	3	1.000	0	0	.000	0	0	.000	1	6	7	5.3	4	0	0	0	1	0	6	6.2
NC STATE	01/16/12	12*	0	1	.000	0	0	.000	1	2	.500	0	2	2	5.1	4	0	0	1	0	0	1	5.9
at Maryland	01/19/12	18*	1	6	.167	0	0	.000	2	2	1.000	1	2	3	5.0	3	0	1	1	1	1	4	5.8
CLEMSON	01/22/12	20*	4	8	.500	0	0	.000	4	5	.800	2	5	7	5.1	3	0	0	0	1	1	12	6.1
at Miami	01/26/12	18*	2	5	.400	0	0	.000	0	0	.000	1	1	2	5.0	2	0	0	0	0	0	4	6.0
N. CAROLINA	01/29/12	20*	2	4	.500	0	0	.000	0	0	.000	1	3	4	4.9	4	0	0	2	0	1	4	5.9
at Duke	02/02/12	19*	1	5	.200	0	0	.000	0	0	.000	2	2	4	4.9	4	0	0	3	2	1	2	5.7
at Boston Col.	02/05/12	11*	0	2	.000	0	0	.000	0	0	.000	1	1	2	4.7	4	0	1	1	0	0	0	5.5
FLORIDA STATE	02/09/12	24*	0	7	.000	0	0	.000	0	0	.000	1	4	5	4.8	3	0	0	1	3	1	0	5.3
at NC State	02/12/12	19*	2	2	1.000	0	0	.000	0	0	.000	0	2	2	4.6	3	0	0	0	1	1	4	5.2
GEORGIA TECH	02/16/12	27*	4	8	.500	0	0	.000	4	6	.667	1	6	7	4.7	1	0	0	0	1	1	12	5.5
at Clemson	02/19/12	27*	3	9	.333	0	0	.000	2	4	.500	3	6	9	4.9	3	0	1	1	1	1	8	5.6
at Virginia	02/24/12	14*	1	1	1.000	0	0	.000	2	2	1.000	2	4	6	4.9	3	0	0	1	0	1	4	5.5
VIRGINIA TECH	02/26/12	35*	6	13	.462	0	0	.000	0	3	.000	5	6	11	5.1	2	0	0	0	0	0	12	5.7
vs Virginia Tech	03/01/12	21*	1	1	1.000	0	0	.000	1	2	.500	1	1	2	5.0	0	0	1	1	0	2	3	5.6
vs Miami	03/02/12	14*	1	2	.500	0	0	.000	0	0	.000	0	4	4	5.0	2	0	0	0	0	1	2	5.5
vs Maryland	03/03/12	20*	1	3	.333	0	0	.000	1	2	.500	3	2	5	5.0	2	0	0	2	0	0	3	5.4
at Charlotte	03/15/12	8*	1	2	.500	0	0	.000	0	0	.000	1	1	2	4.9	3	0	1	1	0	1	2	5.3
Totals		610	72	147	.490	0	0	.000	32	66	.485	55	107	162	4.9	97	1	10	33	25	30	176	5.3

*denotes starter

WRIGHT'S CAREER STATISTICS

Season	G	GS	MP	MPG	FG	FGA	PCT	3PT	3PA	PCT	FT	FTA	PCT	O-D-REB	AVG	PF-DQ	AS	TO	BS	ST	PTS	AVG
2010-11	30	0	301	10.0	34	82	.415	0	0	.000	19	39	.487	45-54-99	3.3	64-1	5	30	14	14	87	2.9
2011-12	33	29	610	18.5	72	147	.490	0	0	.000	32	66	.485	55-107-162	4.9	97-1	10	33	25	30	176	5.3
TOTAL	63	29	911	14.5	106	229	.463	0	0	.000	51	105	.486	100-161-261	4.1	161-2	15	63	39	44	263	4.2

WRIGHT'S CAREER ACC STATISTICS

Season	G	GS	MP	MPG	FG	FGA	PCT	3PT	3PA	PCT	FT	FTA	PCT	O-D-REB	AVG	PF-DQ	AS	TO	BS	ST	PTS	AVG
2010-11	13	0	106	8.2	7	24	.292	0	0	.000	4	13	.308	11-22-33	2.5	20-0	1	6	3	7	18	1.4
2011-12	16	15	330	20.6	37	85	.435	0	0	.000	19	30	.633	26-56-82	5.1	51-1	3	15	11	10	93	5.8
TOTAL	29	15	436	15.0	44	109	.404	0	0	.000	23	43	.535	37-78-115	4.0	71-1	4	21	14	17	111	3.8



SEASON/CAREER HIGHS

POINTS
SEASON: 18, vs. Radford (12/7/11)
CAREER: 18, vs. Radford (12/7/11)

REBOUNDS
SEASON: 11, vs. Virginia Tech (2/26/12)
CAREER: 11, vs. Virginia Tech (2/26/12)

ASSISTS
SEASON: 3, vs. Mercer (11/23/11)
CAREER: 3, vs. Mercer (11/23/11)

STEALS
SEASON: 5, vs. Kansas (11/20/11)
CAREER: 5, vs. Kansas (11/20/11)

BLOCKED SHOTS
SEASON: 3, two times
(last: vs. Florida State (2/9/12))
CAREER: 3, three times
(last: vs. Florida State (2/9/12))

FIELD GOALS
SEASON: 7, two times
(last: vs. Radford, 12/7/11)
CAREER: 7, two times
(last: vs. Radford, 12/7/11)

FIELD GOAL ATTEMPTS
SEASON: 13, vs. Virginia Tech (2/26/12)
CAREER: 13, vs. Virginia Tech (2/26/12)

FREE THROWS
SEASON: 4, three times
(last: vs. Georgia Tech, 2/16/12)
CAREER: 4, four times
(last: vs. Georgia Tech, 2/16/12)

FREE THROW ATTEMPTS
SEASON: 6, three times
(last: vs. Georgia Tech, 2/16/12)
CAREER: 6, three times
(last: vs. Georgia Tech, 2/16/12)

3-POINT FIELD GOALS
SEASON: 0
CAREER: 0

3-POINT ATTEMPTS
SEASON: 0
CAREER: 0

MINUTES PLAYED
SEASON: 35, vs. Virginia Tech (2/26/12)
CAREER: 35, vs. Virginia Tech (2/26/12)



2011-12 DEMON DEACON BASKETBALL

WNIT ♦ WAKE FOREST AT JAMES MADISON ♦ MARCH 18, 2012 ♦ HARRISONBURG, VA.

33 • ASIA WILLIAMS

JUNIOR • GUARD • 5-11 • DURHAM, N.C. • HILLSIDE

WILLIAMS' 2011-12 SEASON HIGHLIGHTS:

- Opened the year by grabbing 11 rebounds against Monmouth, which was just one shy of her career-high.
- Had a career-high six assists and scored eight points in the win over Coppin State.
- Made her first three-pointer of the season in a season-high 27 minutes against Kansas.
- Scored a career-high 16 points on 8-of-10 from the floor in the win over Mercer.
- Followed that with a 15-point, four-assist effort in the win over Jacksonville.
- Scored in double-figures in back-to-back games for the first time in her career.
- Recorded her third-career double-double with 13 points and 11 boards against Minnesota.
- Also tied a career-high with six assists and tied a season-high with five steals vs. the Golden Gophers.
- Scored a team-high 12 points in the win over Boston College.
- Suffered a broken ankle against NC State on Jan. 16 and will miss the rest of the season.



SEASON/CAREER HIGHS

POINTS

SEASON: 16, vs. Mercer (11/23/11)
CAREER: 16, vs. Mercer (11/23/11)

REBOUNDS

SEASON: 11, two times
(last: vs. Minnesota, 12/1/11)
CAREER: 12, vs. Princeton (12/31/10)

ASSISTS

SEASON: 6, two times
(last: vs. Minnesota, 12/1/11)
CAREER: 6, two times
(last: vs. Minnesota, 12/1/11)

STEALS

SEASON: 5, two times
(last: vs. Minnesota, 12/1/11)
CAREER: 6, vs. North Florida (12/14/09)

BLOCKED SHOTS

SEASON: 0
CAREER: 2, vs. NCCU (11/14/10)

FIELD GOALS

SEASON: 8, vs. Mercer (11/23/11)
CAREER: 8, vs. Mercer (11/23/11)

FIELD GOAL ATTEMPTS

SEASON: 12, vs. Minnesota (12/1/11)
CAREER: 12, vs. Minnesota (12/1/11)

FREE THROWS

SEASON: 3, three times
(last: vs. Duke, 1/6/12)
CAREER: 4, vs. NCCU (11/14/10)

FREE THROW ATTEMPTS

SEASON: 5, vs. Duke (1/6/12)
CAREER: 8, vs. Coppin St. (11/23/09)

3-POINT FIELD GOALS

SEASON: 1, vs. Kansas (11/20/11)
CAREER: 1, vs. Kansas (11/20/11)

3-POINT ATTEMPTS

SEASON: 2, vs. Minnesota (12/1/11)
CAREER: 2, three times
(last: vs. Minnesota, 12/1/11)

MINUTES PLAYED

SEASON: 32, vs. Minnesota (12/1/11)
CAREER: 34, vs. Ga. Tech (1/17/11)

WILLIAMS' 2011-12 GAME-BY-GAME STATISTICS

Opponent	Date	Min	FG	FGA	Pct	3PT	3PA	Pct	FT	FTA	Pct	O	D	REB	Avg	PF	FO	AS	TO	BS	ST	TP	Avg		
MONMOUTH	11/15/11	19	3	6	.500	0	1	.000	0	2	.000	1	10	11	11.0	2	0	2	4	0	1	6	6.0		
COPPIN STATE	11/18/11	23	3	8	.375	0	1	.000	2	2	1.000	1	3	4	7.5	3	0	6	4	0	2	8	7.0		
KANSAS	11/20/11	27	4	9	.444	1	1	1.000	0	0	.000	1	4	5	6.7	2	0	3	2	0	5	9	7.7		
MERCER	11/23/11	16	8	10	.800	0	0	.000	0	1	.000	1	4	5	6.3	1	0	2	1	0	3	16	9.8		
JACKSONVILLE	11/25/11	16	6	9	.667	0	1	.000	3	4	.750	1	1	2	5.4	3	0	4	3	0	0	15	10.8		
MINNESOTA	12/01/11	32	6	12	.500	0	2	.000	1	2	.500	3	8	11	6.3	2	0	6	1	0	5	13	11.2		
at Seton Hall	12/04/11	17	2	4	.500	0	1	.000	1	2	.500	0	4	4	6.0	2	0	3	3	0	3	5	10.3		
RADFORD	12/07/11		DNP (injury)																						
DELAWARE	12/11/11	19	0	3	.000	0	1	.000	1	2	.500	0	4	4	5.8	5	1	4	2	0	1	1	9.1		
HOWARD	12/18/11	27	4	8	.500	0	0	.000	1	4	.250	2	2	4	5.6	4	0	2	5	0	2	9	9.1		
at SMU	12/21/11	11	1	2	.500	0	0	.000	0	0	.000	0	4	4	5.4	1	0	1	4	0	0	2	8.4		
UMES	12/29/11	15	2	4	.500	0	0	.000	3	4	.750	1	2	3	5.2	4	0	0	2	0	2	7	8.3		
DAVIDSON	12/31/11	20	1	6	.167	0	0	.000	1	2	.500	3	0	3	5.0	2	0	2	2	0	2	3	7.8		
DUKE	01/06/12	22	1	4	.250	0	0	.000	3	5	.600	4	1	5	5.0	3	0	0	2	0	4	5	7.6		
BOSTON COL.	01/08/12	26	5	8	.625	0	0	.000	2	2	1.000	2	2	4	4.9	2	0	3	3	0	2	12	7.9		
at Georgia Tech	01/12/12	25	5	8	.625	0	0	.000	0	1	.000	5	4	9	5.2	4	0	3	4	0	0	10	8.1		
NC STATE	01/16/12	1	0	0	.000	0	0	.000	0	0	.000	0	0	0	4.9	0	0	0	0	0	0	0	7.6		
at Maryland	01/19/12		DNP (injury)																						
CLEMSON	01/22/12		DNP (injury)																						
at Miami	01/26/12		DNP (injury)																						
N. CAROLINA	01/29/12		DNP (injury)																						
at Duke	02/02/12		DNP (injury)																						
at Boston Col.	02/05/12		DNP (injury)																						
FLORIDA STATE	02/09/12		DNP (injury)																						
at NC State	02/12/12		DNP (injury)																						
GEORGIA TECH	02/16/12		DNP (injury)																						
at Clemson	02/19/12		DNP (injury)																						
at Virginia	02/24/12		DNP (injury)																						
VIRGINIA TECH	02/26/12		DNP (injury)																						
vs Virginia Tech	03/01/12		DNP (injury)																						
vs Miami	03/02/12		DNP (injury)																						
vs Maryland	03/03/12		DNP (injury)																						
at Charlotte	03/15/12		DNP (injury)																						
Totals		316	51	101	.505	1	8	.125	18	33	.545	25	53	78	4.9	40	1	41	42	0	32	121	7.6		

*denotes starter

WILLIAMS' CAREER STATISTICS

Season	G	GS	MP	MPG	FG	FGA	PCT	3PT	3PA	PCT	FT	FTA	PCT	O-D-REB	AVG	PF-DQ	AS	TO	BS	ST	PTS	AVG
2009-10	30	0	449	15.0	45	101	.446	0	12	.000	28	59	.475	43-71-114	3.8	56-0	19	42	1	28	118	3.9
2010-11	32	6	496	15.5	30	92	.326	0	7	.000	34	59	.576	49-71-120	3.8	73-2	38	51	5	25	94	2.9
2011-12	16	0	316	19.8	51	101	.505	1	8	.125	18	33	.545	25-53-78	4.9	40-1	41	42	0	32	121	7.6
TOTAL	78	6	1261	16.2	126	294	.429	1	27	.037	80	151	.530	117-195-312	4.0	169-3	98	135	6	85	333	4.3

WILLIAMS' CAREER ACC STATISTICS

Season	G	GS	MP	MPG	FG	FGA	PCT	3PT	3PA	PCT	FT	FTA	PCT	O-D-REB	AVG	PF-DQ	AS	TO	BS	ST	PTS	AVG
2009-10	13	0	203	15.6	15	40	.375	0	6	.000	12	26	.462	13-30-43	3.3	31-0	7	25	1	12	42	3.2
2010-11	14	3	205	14.6	9	29	.310	0	3	.000	8	15	.533	16-30-46	3.3	36-2	11	22	2	11	26	1.9
2011-12	4	0	74	18.5	11	20	.550	0	0	.000	5	8	.625	11-7-18	4.5	9-0	6	9	0	6	27	6.8
TOTAL	31	3	482	15.5	35	89	.393	0	9	.000	25	49	.510	40-67-107	3.5	76-2	24	56	3	29	95	3.1



2011-12 DEMON DEACON BASKETBALL

WNIT ♦ WAKE FOREST AT JAMES MADISON ♦ MARCH 18, 2012 ♦ HARRISONBURG, VA.

2011-12 OPPONENT SCHEDULE & RESULTS

MONMOUTH (19-13, 12-6)

N13	UMBC	L, 64-68
N15	at Wake Forest	L, 54-88
N21	at Georgetown	L, 44-64
N25	at Lehigh	W, 75-73
N27	at Lafayette	W, 58-54
N30	at East Carolina	L, 52-75
D3	at Robert Morris	L, 54-57
D5	at St. Francis (PA)	L, 69-82
D10	St. Peters	W, 76-64
D14	Winthrop	L, 54-88
D17	at Manhattan	L, 59-71
D29	Norfolk	W, 69-62
D30	Villanova	W, 49-48
J7	Wagner	W, 65-42
J9	Mt. St. Mary's	W, 59-52
J14	at Long Island	W, 67-57
J16	at St. Francis (NY)	W, 53-44
J21	Robert Morris	W, 75-66
J23	St Francis (PA)	W, 66-45
J28	at Bryant	L, 49-55
J30	at Cen. Conn. St.	W, 59-56
F4	Quinnipiac	L, 63-75
F6	Sacred Heart	W, 70-50
F11	Fairleigh Dickinson	L, 64-72
F15	at Fairleigh Dickinson	W, 64-60
F18	at Wagner	W, 70-54
F20	at Mt. St. Mary's	L, 56-60
F25	Long Island	W, 55-54
F27	St. Francis (NY)	W, 66-61
M3	vs Long Island	W, 68-56
M6	vs Quinnipiac	W, 69-66
M11	vs Sacred Heart	L, 48-58

COPPIN STATE (19-12, 13-3)

N12	at Robert Morris	L, 47-62
N16	UMBC	W, 68-60
N18	at Wake Forest	L, 58-80
N26	at Oklahoma State	L, 35-59
N28	Cheyney	W, 94-39
N30	Georgetown	L, 54-70
D3	at Howard	L, 52-63
D7	Towson	L, 59-61
D10	at Syracuse	L, 50-56
D18	at VCU	L, 66-74
D21	St. Francis (PA)	L, 67-69
D29	Boston	W, 59-44
D30	Fordham	W, 61-60
J2	at Longwood	W, 73-51
J7	at Savannah State	W, 71-45
J9	at SC State	W, 57-39
J14	Norfolk State	L, 50-76
J16	Hampton	W, 67-62
J21	NC Central	W, 84-44
J23	NC A&T	W, 85-63
J28	at Norfolk State	W, 69-66
J30	at Hampton	W, 61-58
F4	at Morgan State	W, 80-77
F11	Delaware State	W, 76-58
F13	UMES	W, 54-47
F18	Howard	L, 49-50
F22	Morgan State	W, 68-62
F27	at UMES	W, 48-47
M1	at Bethune Cookman	W, 58-55
M5	vs NC Central	W, 58-55
M8	vs NC A&T	W, 78-74
M9	vs Hampton	L, 43-64

KANSAS (19-12, 8-10)

N13	W. Michigan	W, 76-64
N16	Creighton	W, 73-59
N20	at Wake Forest	W, 74-73
N25	Lamar	W, 90-40
N26	IUPUI	W, 71-50
N27	Florida Atlantic	W, 82-63
D1	SMU	W, 75-52
D4	at Alabama	L, 76-80
D8	Wisconsin	W, 73-44
D17	UMKC	W, 70-52
D21	Oral Roberts	W, 85-68
D28	Sam Houston State	W, 87-59
J4	at Texas	W, 72-67

J7	Kansas State	L, 57-63
J11	Iowa State	W, 74-67
J15	at Missouri	W, 72-63
J18	at Oklahoma State	W, 65-60
J21	Texas A&M	L, 65-76
J25	Texas Tech	W, 62-43
J28	at Baylor	L, 46-74
J31	Oklahoma	L, 68-74
F4	at Texas A&M	L, 51-62
F8	Texas	W, 85-61
F12	at Kansas State	L, 43-57
F15	at Iowa State	L, 47-66
F18	Missouri	L, 65-70
F21	at Texas Tech	W, 69-64
F24	Baylor	L, 45-76
F29	Oklahoma State	L, 63-66
M4	at Oklahoma	W, 83-77
M8	vs Texas A&M	L, 63-78
M18	vs Nebraska	

MERCER (4-22, 2-14)

N11	Auburn	L, 43-77
N14	at Davidson	L, 60-75
N17	Georgia Southern	L, 55-57
N20	at UCF	L, 43-72
N23	at Wake Forest	L, 44-90
N25	at High Point	W, 75-67
D1	at Lipscomb	L, 70-80
D3	at Belmont	W, 64-61
D6	Georgia	L, 43-80
D18	Troy	W, 69-59
D21	at UNC-Asheville	L, 75-76
D28	Winthrop	L, 74-88
D30	Notre Dame	L, 42-128
J2	Florida Gulf Coast	L, 50-98
J4	Stetson	L, 84-89
J7	at E. Tenn. State	L, 46-72
J9	at S.C. Upstate	L, 56-77
J14	Kennesaw St.	L, 51-75
J19	Jacksonville	L, 65-76
J21	North Florida	L, 39-49
J26	at Florida Gulf Coast	L, 55-92
J28	at Stetson	L, 46-68
F2	E. Tennessee State	L, 59-75
F4	S.C. State	W, 7-71
F11	at Kennesaw St.	L, 68-70
F16	at North Florida	L, 49-66
F18	at Jacksonville	L, 78-84
F23	Lipscomb	
F25	Belmont	

JACKSONVILLE (11-20, 8-10)

N11	at FIU	L, 37-63
N14	FAMU	L, 59-78
N19	Hampton	L, 55-68
N23	at NC State	L, 42-80
N25	at Wake Forest	L, 54-83
N29	at Savannah State	L, 64-67
D3	at UNF	L, 36-51
D11	at Bowling Green	L, 53-83
D15	Jacksonville State	W, 87-74
D18	East Carolina	L, 64-70
D21	at Georgia Southern	L, 46-52
D29	South Carolina St.	W, 68-67
J2	Lipscomb	W, 81-75
J4	Belmont	W, 57-50
J7	at Stetson	L, 86-93
J9	at FGCU	L, 51-74
J12	USC Upstate	W, 80-72
J14	ETSU	W, 70-44
J19	at Mercer	W, 76-65
J21	at Kennesaw St.	L, 64-78
J26	at Lipscomb	L, 64-68
J28	at Belmont	L, 62-68
F2	Stetson	L, 63-73
F4	FGCU	L, 60-70
F9	at ETSU	W, 88-82
F11	at USC Upstate	W, 74-64
F16	Kennesaw State	L, 62-66
F18	Mercer	W, 84-78
F25	UNF	L, 44-46
M1	vs Belmont	W, 62-58

M2	vs Stetson	L, 60-67
----	------------	----------

MINNESOTA (15-17, 6-10)

N11	Arkansas	W, 68-60
N12	Florida State	L, 56-68
N13	USF	L, 52-60
N19	Binghamton	W, 65-40
N20	N. Dakota St.	W, 80-41
N25	Quinnipiac	L, 62-64
N26	Virginia Tech	W, 65-64
D1	at Wake Forest	L, 65-82
D4	Baylor	L, 60-89
D7	Air Force	W, 81-46
D10	Harvard	W, 79-53
D11	Alcorn St.	W, 75-46
D14	at Denver	L, 63-72
D23	NUIT	W, 71-47
D30	at Purdue	L, 53-57
J2	Indiana	W, 84-43
J5	at Northwestern	W, 69-60
J12	Purdue	L, 55-72
J15	at Michigan	L, 57-61
J19	Michigan St.	W, 71-65
J22	at Nebraska	L, 49-64
J26	Wisconsin	L, 72-78
J29	Ohio State	W, 76-65
F2	at Illinois	L, 67-72
F5	Penn State	L, 65-68
F9	at Iowa	L, 58-75
F13	Nebraska	W, 64-58
F16	Illinois	W, 60-53
F23	at Ohio State	L, 56-81
F26	at Penn State	L, 51-74
M1	vs Wisconsin	W, 81-39
M2	vs Penn State	L, 74-78

SETON HALL (8-23, 1-15)

N11	Fla. Gulf Coast	W, 57-51
N13	at Army	W, 53-50
N16	at New Hampshire	W, 61-38
N20	Michigan	L, 47-51
N24	Louisiana Tech	W, 72-69
N25	Alabama	L, 56-62
N26	Old Dominion	W, 60-49
D1	at Hofstra	L, 74-94
D4	Wake Forest	L, 44-60
D9	Connecticut	L, 37-70
D12	Drexel	W, 77-64
D17	Stony Brook	W, 65-30
D21	William & Mary	L, 54-61
D28	Howard	L, 44-63
D30	at Memphis	L, 73-82
J4	Notre Dame	L, 36-74
J7	at Marquette	L, 60-69
J10	at W. Virginia	L, 63-79
J14	USF	L, 49-68
J22	Syracuse	L, 66-70
J25	USF	L, 45-57
J28	Depaul	L, 59-71
J31	at Villanova	L, 53-62
F4	St. John's	L, 25-55
F8	at Georgetown	L, 51-56
F11	at Providence	L, 47-62
F18	Cincinnati	L, 48-54
F21	at Rutgers	L, 39-62
F25	at Pittsburgh	W, 63-39
F27	Louisville	L, 53-63
M2	vs Villanova	L, 61-62

RADFORD (16-15, 9-9)

N12	E. Mennonite	W, 100-42
N16	W-S State	W, 69-46
N19	USC Upstate	W, 85-52
N21	UNC Greensboro	W, 75-67
N26	at G. Washington	L, 59-83
D3	at Longwood	L, 59-73
D7	at Wake Forest	L, 67-90
D10	Wofford	W, 63-46
D16	at Norfolk St.	W, 80-68
D18	at Virginia	L, 43-92
D22	Davidson	L, 68-81
D31	Liberty	L, 68-76

J7	Campbell	W, 80-70
J9	High Point	L, 65-81
J14	at Charleston South.	L, 69-79
J16	at Coastal Carolina	L, 56-58
J21	Winthrop	L, 64-66
J23	Presbyterian	W, 53-29
J28	at Gardner-Webb	W, 63-50
J30	at UNC Asheville	W, 72-62
F4	at High Point	W, 66-61
F6	at Campbell	W, 64-59
F11	Coastal Carolina	W, 55-43
F13	Charleston Southern	W, 73-66
F18	at Presbyterian	L, 49-52
F20	at Winthrop	L, 56-67
F25	UNC Asheville	W, 79-67
F27	Gardner-Webb	L, 55-59
M2	Liberty	L, 66-72
M9	vs Winthrop	W, 62-56
M10	vs High Point	L, 70-85

DELAWARE (30-1, 18-0)

N11	Rhode Island	W, 89-53
N17	Penn State	W, 80-71
N22	at Villanova	W, 64-56
N27	at St. Bonaventure	W, 61-49
D1	at Princeton	W, 81-70
D4	William & Mary	W, 73-57
D5	Yale	W, 77-45
D11	at Wake Forest	W, 70-57
D19	at Providence	W, 68-47
D28	East Carolina	W, 60-40
D29	Maryland	L, 76-85
J5	Towson	W, 74-51
J8	at George Mason	W, 66-54
J12	UNC Wilmington	W, 69-37
J15	at Northeastern	W, 70-54
J19	at Towson	W, 65-46
J22	Drexel	W, 60-49
J26	Hofstra	W, 84-66
J29	at James Madison	W, 72-65
F2	at UNC Wilmington	W, 62-53
F5	VCU	W, 68-49
F9	Old Dominion	W, 76-63
F12	at Georgia State	W, 94-56
F16	at Hofstra	W, 89-79
F19	at Drexel	W, 40-39
F23	George Mason	W, 71-53
F26	Northeastern	W, 89-71
F29	at William & Mary	W, 79-53
M9	vs Old Dominion	W, 74-54
M10	vs UNC Wilmington	W, 66-39
M11	vs Drexel	W, 59-43
M18	vs Arkansas-LR	

HOWARD (24-9, 14-2)

N11	at Baylor	L, 28-82
N18	at Akron	L, 63-64
N19	Detroit	W, 60-58
N22	at Ohio St.	L, 50-73
N27	at Loyola (Md.)	L, 56-62
N30	at St. John's (N.Y.)	L, 48-63
D3	Coppin St.	W, 63-52
D5	Delaware St.	W, 59-49
D11	Navy	W, 60-50
D18	at Wake Forest	W, 63-59
D20	Buffalo	W, 81-57
D28	at Seton Hall	W, 63-44
D30	at Fairleigh Dickinson	W, 66-56
J3	at Mount St. Mary's	W, 67-55
J5	NUIT	W, 58-31
J7	at Hampton	L, 40-63
J9	at Norfolk St.	W, 73-50
J14	N.C. A&T	W, 65-57
J16	N.C. Central	W, 67-26
J23	Hampton	L, 39-52
J28	at Savannah St.	W, 64-51
J30	at South Carolina St.	W, 69-46
F4	Md.-East. Shore	W, 49-36
F6	at Morgan St.	W, 64-55
F11	Florida A&M	W, 68-61
F13	Bethune-Cookman	W, 58-50
F18	at Coppin St.	W, 50-49

F20	Md.-East. Shore	W, 67-49
F25	at Delaware St.	W, 67-52
M7	vs S. Carolina St.	W, 57-42
M9	vs Florida A&M	W, 59-43
M10	vs Hampton	L, 53-54
M15	at Virginia	L, 56-59

SMU (14-17, 6-10)

N12	Alcorn State	W, 76-54
N14	at Arkansas-LR	W, 69-60
N17	TCU	W, 47-38
N22	at North Texas	L, 46-50
N25	Cal St. Fullerton	W, 75-63
N26	Fresno State	L, 67-88
D1	at Kansas	L, 52-75
D3	at Wichita State	L, 43-63
D5	NWestern State	W, 67-41
D18	Texas A&M CC	W, 73-64
D21	Wake Forest	L, 53-65
D28	USTA	W, 69-65
D30	Stephen F. Austin	L, 60-66
J5	UTEP	L, 53-64
J8	at Rice	L, 54-56
J12	Houston	W, 76-61
J15	at Marshall	W, 55-53
J22	East Carolina	W, 68-44
J26	at UCF	W, 60-48
J29	Tulsa	L, 39-42
F2	at Houston	W, 63-50
F5	at Tulane	L, 63-75
F9	Memphis	L, 55-60
F12	Southern Miss	L, 67-74
F16	at UAB	L, 46-50
F19	Rice	L, 60-69
F23	at UTEP	L, 50-68
F26	Tulane	W, 54-49
M1	at Tulsa	L, 57-61</

2011-12 DEMON DEACON BASKETBALL

WNIT ♦ WAKE FOREST AT JAMES MADISON ♦ MARCH 18, 2012 ♦ HARRISONBURG, VA.

2011-12 OPPONENT SCHEDULE & RESULTS

DAVIDSON (22-10, 17-3)

N11	at Clemson	L, 62-72
N14	Mercer	W, 75-60
N18	at High Point	L, 69-82
N21	Gardner-Webb	W, 67-46
N25	at Princeton	L, 44-53
N27	at Duquesne	L, 53-84
D1	Winthrop	W, 80-65
D3	at W. Carolina	W, 64-46
D17	Col. of Charleston	W, 56-39
D19	Georgia Southern	W, 72-48
D22	at Radford	W, 81-68
D31	at Wake Forest	L, 66-68
J4	Elon	W, 75-66
J7	at Furman	W, 61-50
J9	at Wofford	L, 59-63
J13	Western Carolina	W, 58-45
J15	at Appalachian St	W, 55-52
J21	Samford	L, 65-73
J23	Chattanooga	W, 56-52
J30	Furman	W, 78-57
F4	at Col. of Charleston	W, 46-23
F6	at Georgia Southern	W, 69-62
F8	UNCG	W, 71-52
F11	at Elon	W, 78-51
F14	at UNCG	W, 58-49
F18	Appalachian State	W, 61-54
F20	Wofford	W, 63-39
F25	at Chattanooga	L, 48-55
F27	at Samford	W, 52-39
M3	vs Wofford	W, 69-58
M4	vs Samford	L, 51-62
M15	at James Madison	L, 49-64

DUKE (24-5, 15-1)

N11	at BYU	W, 61-55
N18	Auburn	W, 73-50
N20	at W. Kentucky	W, 80-54
N25	Gardner Webb	W, 97-31
N26	Notre Dame	L, 54-56
D1	Purdue	W, 64-53
D4	Pitt	W, 92-43
D8	at Kentucky	L, 65-72
D11	USC Upstate	W, 93-35
D20	UNC-Wilmington	W, 107-45
D30	at Temple	W, 65-64
J2	Virginia	W, 77-66
J6	at Wake Forest	W, 76-58
J8	NC State	W, 83-59
J13	Florida State	W, 73-66
J15	at Virginia Tech	W, 61-34
J18	at Georgia Tech	W, 79-62
J22	Maryland	W, 80-72
J27	at Clemson	W, 81-37
J30	UCONN	L, 45-61
F2	Wake Forest	W, 75-43
F6	UNC	W, 96-56
F9	at Boston College	W, 71-62
F12	at Florida State	W, 67-75
F15	Virginia Tech	W, 67-45
F19	at Maryland	L, 61-63
F24	Miami	W, 74-64
F26	at UNC	W, 69-63
M2	vs NC State	L, 73-75
M18	vs Samford	

BOSTON COLLEGE (7-23, 2-14)

N11	Fairleigh Dickinson	W, 68-57
N16	at Rutgers	L, 58-74
N20	at Arizona State	L, 54-79
N27	Bryant	W, 68-42
N30	at Wisconsin	L, 50-58
D4	at Dayton	L, 60-69
D7	Massachusetts	W, 80-64
D10	at Hartford	L, 45-54
D13	Boston	L, 62-70
D18	Holy Cross	W, 67-58
D22	Hampton	L, 63-71
D29	St. Joseph's	L, 74-57
J2	Central Connecticut	W, 57-49
J5	Virginia Tech	L, 35-38
J8	at Wake Forest	L, 58-72

J12	at NC State	L, 57-80
J15	Georgia Tech	L, 58-68
J19	Florida State	L, 59-68
J21	at Virginia	L, 58-69
J25	at UNC	L, 46-77
J29	Miami	L, 57-88
F2	at Maryland	L, 44-86
F5	Wake Forest	L, 60-73
F9	Duke	L, 62-71
F13	at Virginia Tech	W, 64-60
F16	Clemson	W, 56-53
F19	at Georgia Tech	L, 48-85
F23	NC State	L, 69-73
F26	at Miami	L, 42-88
M1	vs Virginia	L, 41-72

GEORGIA TECH (24-8, 12-4)

N11	Alabama State	W, 97-37
N13	Old Dominion	W, 87-56
N19	at Marquette	W, 74-63
N22	Kennesaw State	W, 94-51
N25	Rutgers	L, 40-59
N26	Green Bay	L, 62-67
N30	Nebraska	W, 73-57
D4	at Georgia	L, 68-75
D11	at M. Tennessee St.	W, 58-47
D16	at Georgia State	W, 85-50
D19	vs SIU-Edwardsville	W, 80-38
D21	Central Arkansas	W, 67-61
D29	NC A&T	W, 74-57
J2	at NC State	W, 76-66
J6	at Maryland	L, 74-77
J9	Miami	L, 65-77
J12	Wake Forest	W, 71-67
J15	at Boston College	W, 68-58
J18	Duke	L, 62-79
J22	at Florida State	W, 79-55
J25	Virginia	W, 63-53
J29	at Clemson	W, 63-54
F2	NC State	W, 75-68
F6	Maryland	L, 56-64
F12	at UNC	W, 56-54
F16	at Wake Forest	W, 67-52
F19	Boston College	W, 85-48
F23	at Virginia Tech	W, 76-66
F26	Clemson	W, 62-50
M2	vs North Carolina	W, 54-53
M3	vs NC State	W, 87-61
M4	vs Maryland	L, 65-68
M18	vs Sacred Heart	

NC STATE (19-15, 5-11)

N11	SE Missouri St.	W, 66-29
N16	UNC-Wilmington	W, 83-64
N20	at TCU	W, 85-79
N23	Jacksonville	W, 80-42
N27	at Creighton	L, 67-74
N30	at Northwestern	L, 59-76
D4	South Carolina	W, 55-53
D11	Alabama	W, 79-57
D15	Richmond	L, 58-72
D18	Vanderbilt	W, 66-59
D28	vs Fla. Gulf Coast	W, 69-64
D29	Alcorn State	W, 85-70
D30	Hawaii	W, 84-54
J2	Georgia Tech	L, 66-76
J5	at Miami	L, 68-78
J8	at Duke	L, 59-83
J12	Boston College	W, 80-57
J16	at Wake Forest	W, 75-66
J19	at Clemson	W, 62-46
J22	North Carolina	L, 50-60
J27	Florida State	L, 64-67
J29	at Virginia Tech	W, 65-53
F2	at Georgia Tech	L, 68-75
F5	Virginia	L, 47-55
F9	Longwood	W, 74-45
F12	Wake Forest	L, 57-70
F16	Miami	L, 61-73
F19	at UNC	L, 59-68
F23	at Boston College	W, 73-69
F26	Maryland	L, 50-65

M1	vs Florida State	W, 74-71
M2	vs Duke	W, 75-73
M3	vs Georgia Tech	L, 61-87
M15	High Point	W, 88-78
M17	Appalachian St.	

MARYLAND (28-4, 12-4)

N11	Loyola (Md.)	W, 84-46
N13	Georgetown	W, 72-53
N16	Towson	W, 82-46
N19	at UMBC	W, 70-59
N22	Saint Joseph's	W, 94-71
N25	at FIU	W, 84-52
N26	CSU Bakersfield	W, 114-83
N30	Michigan	W, 74-65
D4	at American	W, 76-42
D8	Delaware State	W, 108-33
D11	at George Mason	W, 78-50
D28	Lafayette	W, 84-36
D29	Delaware	W, 85-76
J2	at Florida State	W, 91-70
J6	Georgia Tech	W, 77-74
J8	at UNC	W, 78-72
J12	at Miami	L, 63-75
J16	Virginia	W, 68-61
J19	Wake Forest	W, 86-58
J22	at Duke	L, 72-80
J26	Virginia Tech	L, 69-75
F2	Boston College	W, 86-44
F6	at Georgia Tech	W, 64-56
F9	at Clemson	W, 91-61
F12	Miami	L, 74-76
F16	at Virginia	W, 73-56
F19	Duke	W, 63-61
F24	UNC	W, 84-64
F26	NC State	W, 65-50
M2	vs Virginia	W, 70-58
M3	vs Wake Forest	W, 73-58
M4	vs Georgia Tech	W, 68-65
M17	vs Navy	

CLEMSON (6-22, 2-14)

N11	Davidson	W, 72-62
N13	SC State	W, 83-38
N17	South Carolina	L, 48-65
N21	at NC A&T	L, 66-76
N28	at Furman	W, 68-67
D1	Illinois	L, 50-61
D4	Charleston Southern	L, 77-82
D9	at Oakland	L, 51-63
D18	NC Central	W, 68-48
D22	at Providence	L, 63-73
D30	UAB	L, 36-51
J2	Virginia Tech	L, 33-55
J5	at Florida State	L, 47-59
J8	Virginia	L, 47-54
J12	at UNC	W, 52-47
J19	NC State	L, 46-62
J22	at Wake Forest	L, 65-94
J27	Duke	L, 37-81
J29	Georgia Tech	L, 54-63
F3	at Virginia Tech	W, 55-51
F5	at Miami	L, 47-68
F9	Maryland	L, 61-91
F12	at Virginia	L, 68-36
F16	at Boston College	L, 53-56
F19	Wake Forest	L, 51-63
F23	Florida State	L, 52-74
F26	at Georgia Tech	L, 50-62
M1	vs North Carolina	L, 51-90

MIAMI (25-5, 14-2)

N11	Texas-Pan Am.	W, 83-37
N15	at Tennessee	L, 76-92
N17	Prairie View A&M	W, 107-26
N23	at Alaska-Anchorage	W, 72-55
N24	USF	W, 92-72
N27	Longwood	W, 92-43
D1	at Michigan State	W, 76-60
D5	Rutgers	W, 92-81
D10	Ole Miss	W, 76-48
D16	Louisiana-Monroe	W, 103-39

D21	at Georgetown	L, 71-46
D28	Holy Cross	W, 89-49
D29	VCU	W, 91-61
J2	at UNC	L, 63-65
J5	NC State	W, 78-68
J9	at Georgia Tech	W, 77-65
J12	Maryland	W, 75-63
J15	at Florida State	W, 60-57
J19	at Virginia	W, 56-53
J23	Virginia Tech	W, 79-48
J26	Wake Forest	W, 64-39
J29	at Boston-College	W, 88-57
F5	Clemson	W, 68-47
F8	vs UNC	W, 61-37
F12	at Maryland	W, 76-74
F16	at NC State	W, 73-61
F19	Florida State	W, 67-60
F24	at Duke	L, 64-74
F26	Boston College	W, 88-42
M2	vs Wake Forest	L, 74-81
M17	vs Idaho St.	

NORTH CAROLINA (20-11, 9-7)

N12	Gardner-Webb	W, 109-44
N13	USC Upstate	W, 91-34
N16	UNC Greensboro	W, 91-35
N22	Presbyterian	W, 61-38
N27	Kennesaw State	W, 76-62
N30	at Penn State	L, 84-103
D7	Lipscomb	W, 95-53
D11	ETSU	W, 93-77
D18	South Carolina	L, 48-79
D20	East Carolina	W, 65-61
D29	Savannah State	W, 74-21
D30	NC Central	W, 79-42
J2	Miami	W, 65-63
J5	at Virginia	W, 78-73
J8	Maryland	L, 72-78
J12	Clemson	L, 47-52
J16	at UConn	L, 35-86
J19	at Virginia Tech	W, 56-37
J22	at NC State	W, 60-50
J25	Boston College	W, 77-46
J29	at Wake Forest	W, 75-71
F3	Virginia	W, 64-56
F6	at Duke	L, 56-96
F8	at Miami	L, 37-61
F12	Georgia Tech	L, 54-56
F15	at Florida State	W, 71-66
F19	NC State	W, 68-59
F24	at Maryland	L, 64-84
F26	Duke	L, 63-69
M1	vs Clemson	W, 90-51
M2	vs North Carolina	L, 53-54

FLORIDA STATE (14-17, 6-10)

N11	USF	W, 62-49
N12	Minnesota	W, 68-56
N13	Arkansas	L, 52-55
N17	at Florida	L, 58-72
N21	Georgia State	W, 94-74
N25	Louisville	L, 76-85
N27	Nebraska	L, 63-66
N30	at Ohio State	L, 75-78
D4	Charlotte	W, 64-62
D10	at Akron	W, 90-64
D19	Alabama A&M	W, 86-41
D22	at Vanderbilt	L, 59-64
D28	Yale	W, 92-58
D30	at UCF	W, 60-47
J2	vs Maryland	L, 70-97
J5	Clemson	W, 59-47
J8	at Virginia Tech	W, 75-40
J13	at Duke	L, 66-73
J15	vs Miami	L, 57-60
J19	at Boston College	W, 68-59
J22	Georgia Tech	L, 55-79
J27	at NC State	W, 67-64
J29	at Virginia	L, 52-62
F5	Virginia Tech	W, 78-60
F9	at Wake Forest	L, 55-65
F12	Duke	L, 57-67

F15	UNC	L, 66-71
F19	at Miami	L, 60-67
F23	at Clemson	W, 74-52
F26	Virginia	L, 57-66
M1	vs NC State	L, 71-74

VIRGINIA (23-10, 9-7)

N11	App. State	W, 80-48
N14	at Providence	W, 55-38
N16	High Point	W, 67-41
N20	Tennessee	W, 69-64
N25	Texas	L, 53-79
N26	Hawaii	W, 60-43
N27	California	L, 50-59
D1	Indiana	W, 65-49
D4	at Richmond	W, 69-56
D7	Liberty	W, 64-38
D18	Radford	W, 92-43
D28	Wagner	W, 84-41
D29	Massachusetts	W, 53-38
J2	at Duke	L, 66-77
J5	UNC	L, 73-77
J8	at Clemson	W, 54-47
J12	Virginia Tech	W, 52-39
J16	at Maryland	L, 61-68
J19	Miami	L, 53-56
J21	Boston College	W, 69-58
J25	at Georgia Tech	L, 53-63
J29	Florida State	W, 62-52
F3	at UNC	L, 56-64
F5	at NC State	W, 55-47
F12	Clemson	W, 68-36
F16	Maryland	L, 56-73
F19	at Virginia Tech	W, 66-40
F24	Wake Forest	W, 61-55
F26	at Florida State	W, 66-57
M1	vs Boston College	W, 72-41
M2	vs Virginia	L, 58-70
M15	Howard	W, 59-56
M19	Richmond	

