


# MEN'S ALL-TIME PERFORMANCE LIST

100m		
Reggie Austin	10.30	2000
John Stone	10.32	2000
Kevin Marion	10.39	2006
Robert Johnson	10.48	1980
Mike Loyd	10.48w	2004
Jon Reid	10.53	2010
Michael Bingham	10.54	2006
Kerry Major	10.55	2008
Willie Idlette	10.60w	2004
Jack Dolbin	10.69	1970

800m		
Warren Sherman	1:46.74	1995
Mike Guegan	1:49.14	1991
Terry Weik	1:49.30	1992
Paul Singleton	1:49.84	2001
Chris Catton	1:49.87	2005
David Crowe	1:50.41	1981
Chris Estwanik	1:50.42	2002
Nathan Sisco	1:50.46	2002
Nathan Knowles	1:50.47	1997
Tracy Stines	1:50.62	1981




John Stone

1,500m		
Nathan Sisco	3:43.37	2002
Darryl Robinson	3:43.81	1982
Nolan Swanson	3:45.26	1999
David Crowe	3:45.90	1981
Mike Altieri	3:45.92	2003
Brad Wharton	3:45.94	2004
Chris Estwanik	3:46.13	2000
Alexander Rose	3:46.83	2011
Brant Armentrout	3:46.85	1994
Matt Shady	3:46.98	1998


3,000m		
Nolan Swanson	8:10.85	1999
Sean Stevens	8:16.30	2006
John Sence	8:18.00	1993
Alexander Rose	8:19.70i	2011
Ron Rick	8:21.90	1985
Marcus Dillon	8:22.51i	2011
Chris Diangellis	8:22.54	1993
Ben Boyd	8:23.11	1998
Paul Kinser	8:24.10	1993
Jon Russell	8:24.16	1995

200m		
John Stone	20.61	1999
Michael Bingham	20.75	2009
Kevin Marion	20.79	2006
Eric Seely	21.05	2006
Jon Reid	21.08	2010
Mike Loyd	21.14	2004
Reggie Austin	21.38	1999
Jon Reid	21.44	2009
Willie Idlette	21.54	2004
Jack Dolbin	21.62	1970

400m		
Michael Bingham	44.74	2009
Willie Idlette	46.62	2006
Jon Reid	46.31	2010
Mike Guegan	47.01	1988
Ryan Hamilton	47.18	2001
Eric Seely	47.32	2006
Brent LaRue	47.45	2006
Tyler Dodds	47.48	2010
John Danforth	47.68	1970
Allan Lunkenheimer	47.95	2008
Pat Kelly	48.01	1988



Mike Loyd



Nolan Swanson

5,000m		
David Crowe	13:51.91	1981
Nolan Swanson	13:54.57	1999
Jon Russell	13:57.81	1997
Ron Rick	13:58.18	1985
Brant Armentrout	14:00.69	1994
Steve Kartalia	14:07.53	1986
Thomas Sorenson	14:09.14	1984
Sean Stevens	14:09.49i	2005
Bill Babcock	14:10.06	1989
Kyle Armentrout	14:13.16	1994

10,000m		
Nolan Swanson	28:31.51	1999
Ben Schoonover	29:11.98	1991
Eric Lorenz	29:17.08	1992
John Sence	29:20.02	1992
Kyle Armentrout	29:21.34	1995
Jon Russell	29:23.07	1997
Steve Kartalia	29:38.71	1988
Stuart Burnham	29:43.53	1994
Craig Longhurst	29:45.30	1995
Garick Hill	29:46.14	2003

110m Hurdles		
Steve Brown	13.60	1990
Brent LaRue	13.96	2010
Mike Loyd	13.97	2004
Joe Ladapo	14.38	2000
JT Kuretich	14.55	2001
Dexter Hawkins	14.55	1980
John Bull	14.78	1999
Michael Bingham	14.80	2005
Josh Gattis	14.87	2003
Mark Mattiko	15.07	1975

# MEN'S ALL-TIME PERFORMANCE LIST

## 400m Hurdles

Brent LaRue	50.20	2010
Phillip Warsaw	51.60	2007
Sean Lunkenheimer	52.20	2011
Michael Bingham	53.2h	2006
Branston Williams	54.10	2002
Josh Smith	54.80	1994
Garrett Putnam	54.98	1998
George Yohrling	55.37	1992
John Bull	55.67	2000
Justin Bookheimer	55.81	2009

## 3,000m Steeplechase

Nolan Swanson	8:41.72	1998
Steve Guerrini	8:48.20	1994
Marcus Dillon	8:55.50	2011
Jon Russell	8:56.89	1998
Tom Rae	8:57.70	1974
Paul Loeser	8:58.53	2011
Paul Sklar	8:58.64	1992
Joseba Sarriegui	9:07.63	1989
Pat Phillips	9:08.79	1991
Jack Bishop	9:11.06	1998



## High Jump

Jerome White	2.11m/6-11	1972
Matt Benson	2.06m/6-9	1994
Fabian Davis	2.05m/6-8.75	1999
Jesse Richert	2.03m/6-8i	2005
Jeong-Hwan Kang	2.03m/6-8	2001
John Bull	2.03m/6-8	2000
Brent LaRue	2.02m/6-7.5	2010
TJ Thompson	2.01m/6-7	2001
Aaron LaRue	2.00m/6-6.75	2009
Seth Yetter	2.00m/6-6.75	2006

## Pole Vault

Brent LaRue	5.00m/16-4.75i	2010
Trey Blanton	4.85m/15-11i	2011
Ryan Turner	4.85m/15-11	1999
Ed Smith	4.80m/15-9	1994
Taylor Wildman	4.70m/15-5	2007
Scott Holmes	4.70m/15-5	2000
Zach Hamilton	4.60m/15-1	2001
JT Kuretich	4.55m/14-11	2001
Tyler Dodds	4.25m/13-11.25	2009
Michael Bingham	4.25m/13-11.25	2005

## Long Jump

Kevin Marion	7.58m/24-10.5	2006
Kerry Major	7.53m/24-8.5	2006
Luke Orman	7.53m/24-8.5i	2002
Joe Ladapo	7.29m/23-11	2000
Fabian Davis	7.22m/23-8.25	1999
Oderah Nwaeze	7.21m/23-8	2007
Brent LaRue	7.20m/23-7.5	2010
Mike Lewis	7.14m/23-5.25	1965
Michael Bingham	7.16m/23-6	2005
Lee Evans	7.13m/23-5	1971

## Triple Jump


George Coghill	15.01m/49-3	1989
Fabian Davis	14.65m/48-0.75	1999
George Kahle	14.61m/47-11.25	1966
Javin Hutchinson	14.40m/47-3	2008
Jerome White	14.38/47-2.25	1974
Michael Bingham	14.32m/46-11.75	2006
Lee Evans	14.12m/46-4	1973
Darryl France	14.10m/46-3.25	1989
Chuck Drake	13.92m/45-8	1973
Dave Asch	13.79m/45-3	1969

## Shot Put

Andy Bloom	19.82m/65-0.5	1996
Thomas Sensing	17.23m/56-6	2009
Tom Tymann	16.38m/53-9	2003
Boomer Peterson	15.92m/52-2.75	2006
Keith Carter	15.82m/51-11	1975
Ed Bradley	15.75m/51-8.25	1970
Ed George	15.65m/51-4.25	1970
Da'Vaughn Mellerson	15.61m/51-2.75	2001
Don Mulnix	15.49m/50-10	1975
David Kable	14.64m/48-0.5	1967

## Discus

Andy Bloom	64.86m/212-9	1996
Thomas Sensing	52.04m/170-7	2009
Ed George	51.12m/167-8	1970
Brad Perkins	50.43m/165-5	1999
Mike Wooten	49.22m/161-6	2011
Da'Vaughn Mellerson	47.56m/156-0	1999
Mike Neubiser	46.04m/151-0	1995
Alan Susi	45.51m/149-3	2001
Charles Adams	44.97m/147-6	1968
Pete Vanderpol	44.61m/146-4	1972



## Javelin

Ben Lincoln	70.38/230-11	2011
Thomas Sensing	67.93m/222-10	2009
Alan Susi	62.83m/206-1	2001
Mike Hauck	61.96m/203-3	2007
Luke Hadden	51.18m/200-9	2010
Stephen Castillejo	57.47m/188-6	2010
John Bull	56.23m/184-5	1999
Trey Blanton	56.10m/184-0	2011
Alex Hill	51.08m/167-7	2011
Brent LaRue	50.90m/167-0	2006

## Javelin (Old Rule)

Herb Brown	212-0	1960
Jack Ladner	208-2	1956
John Monarek	200-8	1961
Tom Rae	188-2	1973
Henry Newton	188-0	1960
John Dupree	186-5	1930
Dave Garber	184-7	1963

## Hammer Throw

Cliff Neal	59.40m/194-10	2002
Adam Gabrault	52.31m/171-7	2005
Andy Bloom	51.47m/168-10	1996
Thomas Sensing	43.55 m/142-10	2008
Brad Perkins	42.81m/140-5	1998
Alan Susi	42.35m/138-11	2000

## Decathlon

JT Kuretich	7340 pts	2001
Michael Bingham	7162 pts	2005
Brent LaRue	7066 pts	2006
John Bull	6983 pts	1999
Tyler Dodds	6715 pts	2009
Mike Eskind	6704 pts	2003
Joe Ladapo	6692 pts	2000
Alex Hill	6553 pts	2010
Matt Udvari	6521 pts	2000
Taylor Wildman	6299 pts	2007