



2006 Team Accomplishments

- ▶ Wake Forest won only its second ACC title and its first since 1970.
- ▶ The Deacons won the ACC's Atlantic Division after being picked to finish last by the league's media during the preseason.
- ▶ Wake Forest shattered the school record for most wins in a season with 11. The previous record was eight (1944, 1979, 1992).
- ▶ Wake Forest was the first team in history (out of 113) to go 6-0 in road games. Overall, the Deacons won seven contests away from Groves Stadium (including the ACC Championship Game).
- ▶ Judging by win differential, Wake Forest was the most improved team in America. The 2005 Deacons went 4-7 and the 2006 Deacons are 11-2, a plus-seven compared to last year.
- ▶ Wake Forest had six ACC wins for first time in school history.
- ▶ Wake Forest finished with a winning record in the ACC for the first time since 1988 and the seventh time ever.
- ▶ The Deacons were ranked in the top 25 for eight straight weeks for the first time ever.
- ▶ Wake Forest swept its ACC Tobacco Road rivals for the first time since 1987.
- ▶ Wake Forest's five wins in September marked the most victories in any month of any year in Deacon history.
- ▶ Wake Forest beat Florida State in Tallahassee for the first time since 1959.
- ▶ The Deacons won a game in Florida for the first time since 1959, snapping a 17-game losing streak.
- ▶ Wake Forest beat NC State in Raleigh for the first time since 1984.
- ▶ Wake Forest beat Maryland for the first time since 1998.

Grobe: National Coach of the Year

In his sixth season at Wake Forest, coach Jim Grobe's Deacons were picked to finish last in the Atlantic Division. Then Wake Forest lost its top pass rusher, its starting quarterback and its preseason All-ACC running back — all to season-ending injuries. But Grobe led the Deacons through the adversity and all the way to an ACC Championship, its first in 36 years.

Grobe, who became the first Wake Forest coach to take the Deacons to a pair of bowl games in the ACC era, was named national coach of the year by his peers and the media. The media outlets and organizations that named Grobe to the honor included the American Football Coaches Association, Associated Press, Bobby Dodd Foundation, CBS Sportsline and The Sporting News.

Legendary coach and current ESPN analyst Lou Holtz noted, "among fellow coaches, there was no doubt that Jim Grobe was a special coach. He didn't need a season like this to validate himself. To the media, yes. To the fans, yes. But to fellow coaches, no."

All-Americans

Two Deacons received first team All-America honors while two additional players earned honorable mention status.

Sophomore placekicker Sam Swank and senior offensive tackle Steve Vallos were chosen first team All-Americans by various media outlets.

Vallos was a first team pick by Sports Illustrated and The Sporting News. He was a second team selection by the Walter Camp Foundation. Vallos was also named the ACC's Player of the Year by College Football News.

Swank was a first team selection by ESPN, Rivals and Sports Illustrated. He was also a semifinalist for the Lou Groza Award, given to the nation's top placekicker, and the Ray Guy Award, given to the nation's top punter.

Junior linebacker Jon Abbate and senior safety Josh Gattis were both selected honorable mention All-Americans by Sports Illustrated.

Wake Forest Media Relations

1834 Wake Forest Road * 310 Miller Center * PO Box 7426 * Winston-Salem, NC 27109 * (336) 758-5640
 Dean Buchan, Assistant AD/Media Relations * Mike Vest, Associate Director (FB Contact)
 * Scott Wortman, Assistant Director * Lisa Hunter, Administrative Assistant (FB Credentials)
 Johnny Andris, Athletics Assistant



#15
Wake Forest
 (11-3, 6-2 ACC)
 ACC Champions

Rankings:


Wake Forest finished the year ranked 18th by the Associated Press and in the *USA Today* poll. The Deacons were 14th in the final BCS rankings, prior to all bowl games.

Coach Jim Grobe:

Jim Grobe has coached six seasons at Wake Forest with a 37-35 record.

Schedule & Results:

S2	Syracuse	W, 20-10
S9	Duke	W, 14-13
S16	at Connecticut	W, 24-13
S23	at Ole Miss	W, 27-3
S30	Liberty	W, 34-14
O7	#15 Clemson	L, 17-27
O14	at NC State	W, 25-23
O28	at North Carolina	W, 24-17
N4	#16 Boston College	W, 21-14
N11	at Florida State	W, 30-0
N18	#19 Virginia Tech	L, 6-27
N25	at Maryland	W, 38-24
D2	#23 Georgia Tech	W, 9-6
J2	#5 Louisville	L, 13-24



2006 Season In Review

For The Record

Head Coach	Jim Grobe
Alma Mater	Virginia, 1975
WF Record	37-35 (6th Year)
Career Record	70-68-1 (12th Year)
WF's All-Time Record	389-577-33
WF's All-Time Winning Pct.	.406
WF's All-Time ACC Record	107-257-5
WF's All-Time ACC Winning Pct.	.297

ACC Standings & Schedule

Atlantic	ACC		Overall	
	W	L	W	L
Wake Forest	6	2	11	3
Boston College	5	3	10	3
Maryland	5	3	9	4
Clemson	5	3	8	5
Florida State	3	5	7	6
NC State	2	6	3	9

Coastal	ACC		Overall	
	W	L	W	L
Georgia Tech	7	1	9	5
Virginia Tech	6	2	10	3
Virginia	4	4	5	7
Miami	3	5	7	6
North Carolina	2	6	3	9
Duke	0	8	0	12

Opponent Tracker

Syracuse	4-8, 1-5 Big East
Duke	0-12, 0-8 ACC
Connecticut	4-7, 1-5 Big East
Ole Miss	4-8, 2-6 SEC
Liberty	6-5, 2-2 BSC
Clemson	8-5, 5-3 ACC
NC State	3-9, 2-6 ACC
North Carolina	3-9, 2-6 ACC
Boston College	10-3, 5-3 ACC
Florida State	7-6, 3-5 ACC
Virginia Tech	9-4, 5-3 ACC
Maryland	9-4, 5-3 ACC
Georgia Tech	9-5, 7-1 ACC
Louisville	12-1, 6-1 Big East
Combined Opponent Record:	87-86

Future Schedules

2007

Home: Army, Nebraska, Florida State, Maryland, North Carolina, NC State
Away: Navy, Vanderbilt, Boston College, Clemson, Duke, Virginia

2008

Home: Navy, Ole Miss, Vanderbilt, Boston College, Clemson, Duke, Virginia
Away: Baylor, Florida State, Maryland, Miami, NC State

Skinner Named ACC Rookie of the Year

Redshirt freshman quarterback Riley Skinner was voted the ACC's Rookie of the Year, the league announced on Tuesday. Skinner, who led the ACC in three passing categories, received 48 of a possible 80 votes from the league's media.

The native of Jacksonville, Fla., leads the ACC in passing efficiency, completion percentage and interception rate. Skinner and Texas' Colt McCoy were the only freshman quarterbacks in the country to post 10 wins as a starter.

Clemson running back C.J. Spiller was the runner-up with 25 votes. Darrius Heyward-Bey of Maryland, North Carolina's Hakeem Nicks and Myron Rolle of Florida State each received two votes. Jeffrey Fitzgerald of Virginia received one.

Skinner became the third Wake Forest player to win the ACC's Rookie of the Year award. He joined James McDougald (1976) and Michael Ramseur (1982).

All-ACC Selections

In a record-setting season, it was appropriate that Wake Forest set another school record by placing nine players on the All-Atlantic Coast Conference team.

Five Deacons were named first team All-ACC, tying Clemson for the most first-team selections. One Wake Forest player earned second team All-ACC honors and three others were named honorable mention. The selections were made by the Atlantic Coast Sports Media Association.

Wake Forest's nine All-ACC selections break a school record of six shared by the 1970 ACC championship team and the 1992 Deacon team. In 1970 there were only seven teams in the league, but just one all-conference team selected. In 1992 there were nine teams in the ACC. Wake's five first team selections rank second only to the six chosen first team in 1970.

Two members of the Wake Forest offensive line -- senior tackle Steve Vallos and junior center Steve Justice — were named to the first team. Two Deacon defenders -- junior linebacker Jon Abbate and senior safety Josh Gattis — were named to the first team. Sophomore Sam Swank was named first team All-ACC as placekicker. He was just one of five sophomores to earn first team All-ACC. Swank was also named honorable mention at punter.

Redshirt freshman quarterback Riley Skinner was named second team All-ACC despite not

being on the ballot. Skinner received enough write-in votes to be chosen second team.

Senior defensive end Jyles Tucker and senior safety Patrick Ghee were named honorable mention All-ACC.

Grobe Signs New Contract

Head coach Jim Grobe signed a new 10-year contract on February 27, 2007. Athletic director Ron Wellman made the surprise announcement at the conclusion of the Bobby Dodd Coach of the Year banquet that same night.

Abbate Declares For the NFL

Junior linebacker Jon Abbate became the first Wake Forest football player to forego his senior season to declare for the NFL draft. Abbate, an honorable mention All-American and first team All-ACC pick, led the Deacons in tackles as a freshman, sophomore and junior. He made 15 tackles against Georgia Tech in the ACC Championship Game and another 15 tackles in the FedEx Orange Bowl vs. Louisville.

Old Pressbox Comes Down With A Bang

The Groves Stadium press box that has served as host of media and Wake Forest University guests and alumni at Demon Deacon football games for nearly 40 years came crashing down Sunday morning, January 11, paving the way for construction of Deacon Tower.

Several hundred curiosity seekers watched the event from the Joel Coliseum parking lot. The demolition was also televised live by local television stations.

Groves Stadium was constructed in 1968 and there have been very few renovations to the press box since that time. The press box will be replaced by the multi-level Deacon Tower, which will house the media, suites and premium seating options beginning in the fall of 2008. A temporary press facility will in place for the 2007 season.

The demolition process was under the direction of E. Luke Green Co. and DEMTECH. Those two companies are overseen by the general contractor, Frank L. Blum.

Two Named To ACC's All-Academic Team

Wake Forest football players Louis Frazier and Zac Selmon were among the 37 student-athletes named to the 2006 All-Atlantic Coast Conference Academic Football Team, announced today by Commissioner John Swofford. Both Frazier and



Probable Offensive Starters:

QB	11	Riley Skinner	R-Fr.	ACC Rookie of the Year led league in passing efficiency
TB	21	Kenneth Moore	R-Jr.	Converted WR finished year at RB out of necessity
FB	35	Rich Belton	R-So.	Big, versatile back was a threat to run and catch
WR	82	Willie Idlette	R-Sr.	His long reception set up game-winning field goal vs. GT
WR	83	Nate Morton	R-Sr.	Seven career TD rec., three passing, two rushing
TE	84	Zac Selmon	R-Jr.	Led his non-profit organization to Liberia this past June
LT	75	Steve Vallos	R-Sr.	First team All-American had 48 career starts
LG	78	Louis Frazier	R-Jr.	Comeback player of the year after ACL injury in 2005
C	74	Steve Justice	R-Jr.	Breakout year resulted in first team All-ACC honors
RG	70	Chris DeGeare	So.	First-year starter could be the best NFL prospect on the line
RT	64	Jeff Griffin	R-Fr.	1 of 3 Jacksonville natives that started for the Deacons

Top Skill Position Reserves:

QB	6	Brett Hodges	R-Fr.	Saw mop-up duty behind classmate Skinner
TB	23	Kevin Harris	R-Fr.	Hard-nosed, bruising runner battled injuries as a freshman
TB	18	De'Angelo Bryant	R-Jr.	"The Bus" had up and down year in 2006
FB	49	Damon McWhite	R-Sr.	One of the few seniors on offense was an excellent blocker
FB	44	Mike Rinfrette	R-Fr.	Young player with a lot of versatility, similar to Belton
WR	14	Kevin Marion	R-Jr.	Speedy big play threat had 2 plays of 80+ yards this year
TE	89	John Tereshinski	R-Jr.	Had a key reception to set up game-tying FG vs. Ga. Tech

Probable Defensive Starters:

DE	55	Jyles Tucker	Sr.	7th in the ACC with six sacks; honorable mention All-ACC
DE	98	Jeremy Thompson	Jr.	A healthy Thompson will have high expectations in 2007
DT	95	Zach Stukes	R-Jr.	Quietly led all Deacon defensive linemen in tackles
DT	90	Jamil Smith	R-Sr.	Space-eater on the inside was key in rush defense
OLB	59	Aaron Curry	R-So.	Should step into a major leadership role in 2007
OLB	43	Stanley Arnoux	R-So.	Very solid season playing in the shadows of Abbate, Curry
MLB	5	Jon Abbate	R-Jr.	1st team All-ACC pick turned pro after the season
CB	10	Kevin Patterson	R-So.	Quickly becomes one of the veteran leaders on defense
CB	7	Riley Swanson	R-Sr.	Fifth-year senior had the best season of his career
FS	22	Josh Gattis	R-Sr.	1st team All-ACC selection was defense's vocal leader
SS	30	Patrick Ghee	R-Sr.	His consistency and experience will be missed

Top Defensive Reserves:


DE	48	Bryan Andrews	R-Sr.	Athletic, productive lineman had 4.5 sacks, 8.5 TFL
DE	93	Anthony Davis	R-So.	The "A-Train" is long and has a bright future for Deacons
DT	96	Boo Robinson	R-Fr.	Big fella had pick at FSU; first career start vs. Maryland
MLB	41	Eric Berry	R-So.	Talented, hard-hitter gets chance to shine in 2007
CB	2	Alphonso Smith	R-So.	Sluggish start was erased with a dynamite finish to 2006
S	9	Chip Vaughn	R-So.	Blocked late FG vs. Duke, possibly the key play of the year

The Specialists

PK	38	Sam Swank	R-So.	First team All-American was 5-of-7 from 50+ yards
P	38	Sam Swank	R-So.	Only 1 in 5 punts were returned off this HM All-ACC punter
KR	14	Kevin Marion	R-So.	Had a season-long 93 yard return against Clemson
KR	2	Alphonso Smith	R-So.	Returned a kickoff 31 yards against Georgia Tech
PR	82	Willie Idlette	R-So.	2nd in the ACC averaging 10.2 yards per return
PR	21	Kenneth Moore	R-So.	Would have led the in ACC in returns (13.0), if he qualified

Wake's Record When...

	2006	Grobe Era
At Home	4-2	18-17
On The Road	6-0	17-17
Neutral Site Games	1-1	2-1
Vs. ACC Opponents	7-2	20-29
Non-Conference	4-1	17-6
Vs. Ranked Opponents	2-3	3-15
Vs. In-state Opponents	3-0	19-5
In August	0-0	1-1
In September	5-0	15-10
In October	2-1	11-11
In November	3-1	8-12
In December	1-0	2-0
In January	0-1	0-1
On Television	10-3	19-25
On ABC	2-0	4-5
On ESPN	1-1	2-6
On ESPN2	1-1	2-2
On ESPNU/360	4-0	4-2
On Fox Sports	0-1	0-2
On LF Sports/Raycom	2-0	8-8
On TBS	0-0	0-1
Afternoon Games	6-1	23-24
Night Games	5-2	14-11
Decided By 7 or Less	5-0	18-15
Winning The Coin Toss	5-2	
Losing The Coin Toss	5-1	
Scoring First	8-1	27-14
Opponent Scores First	3-2	10-22
Leading At Halftime	7-1	26-10
Tied At Halftime	3-0	5-1
Trailing At Halftime	1-2	6-24
Leading After 3 Qtrs.	8-1	28-8
Tied After 3 Qtrs.	1-1	1-1
Trailing After 3 Qtrs.	2-1	8-26
In Overtime	0-0	0-3
Scoring 30+ Points	3-0	21-6
Scoring 20-29 Points	6-0	13-11
Scoring 0-19 Points	2-3	3-18
Allowing 30+ Points	0-0	5-20
Allowing 20-29 Points	2-3	10-11
Allowing 0-19 Points	9-0	20-4
Outrushing Opponent	8-0	30-19
Getting Outrushed	3-3	7-16
Passing For More Yds	4-0	7-3
Passing For Fewer Yds	7-3	30-32
Outgaining Opponent	6-0	17-7
Getting Outgained	5-3	20-28
Winning Time of Poss.	5-0	22-14
Losing Time of Poss.	6-3	15-21
Scoring a Def./ST TD	3-0	11-7
Allowing a Def./ST TD	0-2	1-9
Fewer Penalty Yards	3-2	9-19
More Penalty Yards	8-0	25-12
Winning Turnover Battle	7-0	24-12
Losing Turnover Battle	1-1	5-13



2006 Season In Review

NATIONAL POLLS

Associated Press (Final)

1. Florida (64)	13-1
2. Ohio State	12-1
3. LSU	11-2
4. USC	11-2
5. Boise State (1)	13-0
6. Louisville	12-1
7. Wisconsin	12-1
8. Michigan	11-2
9. Auburn	11-2
10. West Virginia	11-2
11. Oklahoma	11-3
12. Rutgers	11-2
13. Texas	10-3
14. California	10-4
15. Arkansas	10-4
16. BYU	11-2
17. Notre Dame	10-3
18. Wake Forest	11-3
19. Virginia Tech	10-3
20. Boston College	10-3
21. Oregon State	10-4
22. TCU	11-2
23. Georgia	9-4
24. Penn State	9-4
25. Tennessee	9-4

Receiving Votes: Hawaii 110, Nebraska 58, Maryland 24, South Florida 17, Texas A&M 10, Georgia Tech 8, Kentucky 1, San Jose State 1.

USA Today (Final)

1. Florida (63)	13-1
2. Ohio State	12-1
3. LSU	11-2
4. USC	12-1
5. Wisconsin	13-0
6. Boise State	12-1
7. Louisville	11-2
8. Auburn	11-2
9. Michigan	11-2
10. West Virginia	11-3
11. Oklahoma	11-2
12. Rutgers	10-3
13. Texas	10-3
14. California	10-3
15. BYU	11-2
16. Arkansas	10-4
17. Wake Forest	11-3
18. Virginia Tech	10-3
19. Notre Dame	10-3
20. Boston College	10-3
21. TCU	11-2
22. Oregon State	10-4
23. Tennessee	9-4
24. Hawaii	11-3
25. Penn State	9-4

ACC Teams receiving votes:
(29) Georgia Tech, 19; (32) Maryland, 7

Other Polls:

BCS Rankings (Dec. 3): 14th

Selmon are repeat selections to the squad.

To be eligible for consideration, a player must have earned a 3.0 grade point average for the previous semester and maintained a 3.0 cumulative average during his academic career.

Frazier, a junior offensive guard from Clearwater, Fla., is a biology major. Selmon, a junior tight end from Norman, Okla., is majoring in religion.

Seniors With Pro Aspirations

Seniors Steve Vallos, Josh Gattis, Patrick Ghee and Nate Morton participated in post-season all-star games. Gattis and junior Jon Abbate worked out at February's NFL Combine in Indianapolis.

Vallos participated in the East-West Shrine Bowl in Houston, Texas. Gattis played in the Senior Bowl in Mobile, Ala. Ghee was invited to the Texas vs. The Nation game in El Paso, Texas. Morton played in the inaugural IntaJuice All-Star Classic in Houston.

North Carolina Legislature

The North Carolina State Legislature honored the Wake Forest football team in Raleigh on Wednesday, March 7 at 3:00 p.m.

State Senators Fred Smith and John Snow, both Wake Forest graduates and former members of the Demon Deacon football team in the 1960's, will present a joint resolution that recognizes Wake Forest's ACC Championship and berth in the FedEx Orange Bowl.

Head coach Jim Grobe and the entire Wake Forest football team bussed to Raleigh to be on-hand for the special presentation.

The Nation's Biggest Turnaround

Wake Forest won seven more games in 2006 than it did in 2005. In terms of actual wins and losses, the Deacons enjoyed the biggest positive turnaround in the nation.

The Deacons went 4-7 in 2005, but returned 18 starters, including 10 on defense.

Wake Forest went 11-3 in 2006 (*more on college football's top turnarounds on page 10*).

This is not

Grobe's first turnaround at Wake Forest. He inherited a Deacon squad that went 2-9 in 2000, but led the 2001 Wake Forest team to a 6-5 mark.

Grobe came to Wake Forest after building Ohio University into a perennial contender in the Mid-American Conference. He inherited an Ohio program that had won 17 games in the 10 seasons prior to Grobe's arrival. Grobe coached there for six seasons and led the Bobcats to a 33-33-1 record (*more on Grobe on pages 10 and 18*).

Poll Position

The Deacons finished 18th in the AP poll, 17th in the *USA Today* poll and 14th in the BCS.

Wake has been in the top 25 for nine straight polls, the longest streak in program history.

In The AP Top 25

- 25 — October 16
- 24 — October 23
- 22 — October 30
- 18 — November 5
- 14 — November 12
- 20 — November 19
- 16 — November 26
- 15 — December 4
- 18 — Final

Records Tied Or Broken In 2006

Single season completion percentage

- Old: Cory Randolph, 2005 (85 of 130; 65.4)
- New: Riley Skinner, 2006 (171 of 260; 65.8)

Most consecutive PATs, career

- Old: Wilson Hoyle, 1987-89 (60)
- New: Sam Swank, 2005-pres (62)

Most field goals, season

- Old: Sam Swank, 2005 (19)
- New: Sam Swank, 2006 (23)

Career field goal percentage, career

- Old: Wilson Hoyle, 1986-89 (37 of 53, 69.8)
- New: Sam Swank, 2005-pres (42 of 55, 76.4)

Career PAT percentage, career

- Old: Wilson Hoyle, 1986-89 (119 of 121, 98.3)
- New: Sam Swank, 2005-pres (62 of 62, 100)

Longest Field Goal

- Old: Matthew Burdick & Wade Tollison, 53
- New: Sam Swank, 53 (twice vs. NC State)

Longest Punt

- Old: Ryan Plackemeier, 10/22/05 (82)
- New: Sam Swank, 9/9/06 (86)

Completion percentage by a rs-freshman

- Old: Mike Elkins, 1985 (70 of 132, 53.0)
- New: Riley Skinner, 2006 (171 of 260; 65.8)

Most Improved From 2005 to 2006

- +7 — Wake Forest
- +6 — Arkansas
- +6 — Hawaii
- +6 — Rice
- +6 — San Jose State
- +5 — BYU
- +5 — Kent State
- +5 — Kentucky
- +5 — Ohio
- +5 — Oregon State



Passing yards by a rs-freshman

- ▶ Old: Mike Elkins, 1985 (643)
- ▶ New: Riley Skinner, 2006 (2051)

Pass attempts by a rs-freshman

- ▶ Old: Mike Elkins, 1985 (132)
- ▶ New: Riley Skinner, 2006 (260)

Passing completions by a rs-freshman

- ▶ Old: Mike Elkins, 1985 (70)
- ▶ New: Riley Skinner, 2006 (171)

Passing touchdowns by a rs-freshman

- ▶ Old: Mike Elkins, 1985 (5)
- ▶ New: Riley Skinner, 2006 (9)

Rushing touchdowns by a rs-freshman

- ▶ Old: Micah Andrews, 2004 (6)
- ▶ Tied: Kevin Harris, 2006 (6)

Points scored by a sophomore

- ▶ Old: Chris Barclay, 2003 (72)
- ▶ New: Sam Swank, 2006 (102)

Field goals by a sophomore

- ▶ Old: Wilson Hoyle, 1987 (16)
- ▶ New: Sam Swank, 2006 (23)

Total offense by a rs-freshman

- ▶ Old: Benjamin Mauk, 2004 (867)
- ▶ New: Riley Skinner, 2006 (1980)

Field goals by a sophomore

- ▶ Old: Wilson Hoyle, 1987 (16)
- ▶ New: Sam Swank, 2006 (23)

Passes Defended by a senior (since 1981)

- ▶ Old: Tony Mosley & A.J. Greene, 1988 (14)
- ▶ Tied: Riley Swanson, 2006 (14)

Interceptions by a senior

- ▶ Old: Steve Bowden & Ronnie Burgess, 5
- ▶ Tied: Josh Gattis, 2006 (5)

Passes Defended by a senior (since 1981)

- ▶ Old: Tony Mosley & A.J. Greene, 1988 (14)
- ▶ Tied: Riley Swanson, 2006 (14)

ACC Road Win Streak

- ▶ Old: 3, twice in 1992 and 2001
- ▶ New: 4 in 2006

Pass Attempts in a bowl game

- ▶ Old: Keith West, 1992 (27)
- ▶ New: Riley Skinner, 2007 (33)

Pass Completions in a bowl game

- ▶ Old: Keith West, 1992 (15)
- ▶ New: Riley Skinner, 2007 (21)

Pass Yards in a bowl game

- ▶ Old: Keith West, 1992 (262)
- ▶ New: Riley Skinner, 2007 (271)

Pass Receptions in a bowl game

- ▶ Old: Wayne Baumgardner, 1979 (6)
- ▶ Tied: Willie Idlette, 2007 (6)

Total Tackles in a bowl game

- ▶ Old: Kevin Giles & Maurice Miller, 1992 (9)
- ▶ New: Jon Abbate, 2007 (15)

Assistant Tackles in a bowl game

- ▶ Old: Three players (4)
- ▶ New: Jon Abbate, 2007 (11)

Fumble Recoveries in a bowl game

- ▶ Old: Three players (1)
- ▶ Tied: Kevin Patterson & Jon Abbate, 2007 (1)

Fewest Team Rushing Attempts in a bowl game

- ▶ Old: 33, 1979 Tangerine
- ▶ New: 29, 2007 Orange

Most Team Passing Attempts in a bowl game

- ▶ Old: 30, 1992 Independence
- ▶ New: 33, 2007 Orange

Most Team Passing Completions in a bowl game

- ▶ Old: 15, 1992 Independence & 1979 Tangerine
- ▶ New: 21, 2007 Orange

Fewest Offensive Plays in a bowl game

- ▶ Old: 63, 1979 Tangerine
- ▶ New: 62, 2007 Orange

Longest Field Goal in a bowl game

- ▶ Old: 43, three players
- ▶ New: 44, Sam Swank (2007 Orange)

Average Home Attendance, season

- ▶ Old: 30,762, 2004 (184,575/6 dates)
- ▶ New: 32,515, 2006 (195,091/6 dates)

Preseason Projections

Team: Picked to finish last in the Atlantic Division by the Atlantic Coast Sports Media Association... picked to finish fourth in the Atlantic Division by *Athlon*... ranked 41st in the preseason by *Athlon*... picked to finish fifth in the Atlantic Division by *Athlon* and *Phil Steele's Magazine*... ranked 63rd in the preseason by *Lindy's*... picked to finish last in the Atlantic Division by *The Sporting News*... ranked 65th in the preseason by *The Sporting News*... projected to earn a bid to the MPC Computers Bowl in Boise, Idaho by *Phil Steele's Magazine*.

Milestone Watch

Jon Abbate (Jr., MLB):

... Has 282 career tackles to rank 19th all-time... needs 6 tackles to tie for 18th all-time in school history with Dustin Lyman... needs 7 tackles to tie for 17th with Ronnie Burgess and Mark Lancaster... needs 8 to tie for 15th with Maurice Miller... needs 15 to tie for 14th with James Parker.

Josh Gattis (Sr., FS):

... Needs 8 interception return yards to break the school career record of 176 held by Ronnie Burgess.

Sam Swank (Soph., PK):

Career: Ranks 1st in field goal percentage (40-of-52; 77 percent)... Ranks 1st in Wake Forest history with 61 straight PATs... 2nd in Wake Forest history with 40 career field goals... needs 6 to tie Matthew Burdick for first place... 6th in Wake Forest history with 181 career points... needs 11 to tie James McDougald for 5th place.

Season: 1st with 21 made field goals...

1st with 28 field goal attempts... 5th place with 32 PATs... needs 1 PAT to tie Tyler Ashe (2001) and Matt Wisnosky (2002) for 3rd place... needs 2 to tie Wilson Hoyle (1988) for second place... needs 9 to tie Wilson Hoyle (1986) for 1st place.



2006 Season In Review

All-Time In The AP Top 25

Week of	Rank
Oct. 9, 1944	17
<i>VMJ (W, 37-7)</i>	
Oct. 23, 1944	18
<i>at Miami (W, 27-0)</i>	
Oct. 30, 1944	17
<i>Clemson (W, 13-7)</i>	
Nov. 6, 1944	12
<i>at #20 Duke (L, 0-34)</i>	
Dec. 3, 1945	19*
<i>(No game)</i>	
Oct. 28, 1946	12
<i>at Chattanooga (W, 32-14)</i>	
Nov 4, 1946	13
<i>at Duke (L, 0-13)</i>	
Oct. 13, 1947	14
<i>at George Washington (W, 39-7)</i>	
Oct. 20, 1947	11
<i>Duke (L, 6-13)</i>	
Nov. 1, 1948	18
<i>at Duke (W, 27-20)</i>	
Nov. 8, 1948	19
<i>#10 Clemson (L, 14-21)</i>	
Nov. 29, 1948	20*
<i>Baylor (L, 7-20)</i>	
Nov. 7, 1949	18
<i>at NC State (L, 14-27)</i>	
Oct. 16, 1950	19
<i>George Washington (W, 13-7)</i>	
Oct. 23, 1950	17
<i>#16 Clemson (L, 12-13)</i>	
Nov. 13, 1950	16
<i>NC State (T, 6-6)</i>	
Oct. 22, 1979	18
<i>#13 Auburn (W, 42-38)</i>	
Oct. 29, 1979	14
<i>at Clemson (L, 0-31)</i>	
Nov. 5, 1979	20
<i>Duke (W, 17-14)</i>	
Nov. 12, 1979	17
<i>at South Carolina (L, 14-35)</i>	
Nov. 16, 1992	25
<i>at #13 NC State (L, 14-42)</i>	

Beginning And Ending With Orange

Wake Forest's season began with the Orange (a win over Syracuse) and ended with the Orange Bowl.

Successful Spans In History

Wake Forest has won 24 games in the last four seasons, the most in a four-year stretch since 1944-47 under head coach D.C. "Peahead" Walker. Wake Forest went to the first-ever Gator Bowl on January 1, 1946.

The most wins in any four-year period in Wake Forest history is 25, set in 1939-42 and 1944-47.

Wake Forest's 37 wins in Grobe's six years in Winston-Salem ties for the most wins in any six-year span in program history (1939-44).

Attendance Record Falls

Wake Forest broke its season average home attendance record this year. An average of 32,515 fans saw the Deacons go 4-2 at Groves Stadium where the capacity is 31,500.

Wake Forest has broken its season average attendance record in three of the last four years.

Prone To Picking Off Passes

Wake Forest intercepted 22 passes to rank second in the nation. A total of 10 different Deacons

picked off passes.

Wake Forest had four players with three or more interceptions, including Josh Gattis (5), Riley Swanson (4), Patrick Ghee (3) and Alphonso Smith (3).

The Deacons intercepted a pass in 11 straight games, a streak that ended in the Orange Bowl.

Going Down To The Wire

In the six seasons since Jim Grobe arrived at Wake Forest, the Deacons have played 72 games. Exactly half of those, 36 of the 72, have been decided by eight points or less and three have gone to overtime. The Deacons have won their share.

Wake Forest is 19-18 in games decided by eight points or less since Grobe arrived in 2001.

The Deacons posted a 5-4 mark in 2001, 4-3 in 2002, 1-3 in 2003, 2-6 in 2004, 2-2 in 2005, 5-0 in 2006.

Turnover Story

Wake Forest ranks second in the ACC and sixth nationally with a plus-13 turnover ratio. The Deacons have 31 takeaways and only 18 giveaways.

Wake Forest forced a turnover in every game this season, and they seem to come in bunches. In the last nine games, Wake Forest has forced 23 turnovers — four vs. Clemson, one at NC State, three at UNC, three vs. Boston College, four at

Keeping Everyone On The Shelf

The Demon Deacons have not played a true freshman this season. Wake Forest and Colorado State are the only two teams in the country that can make that claim.

True Freshmen In The Jim Grobe Era

Jim Grobe has signed six classes (123 total players) since coming to Wake in December 2000. Since then, only nine players have seen action as true freshmen — seven percent. Before putting a rookie on the field, Grobe and his staff have planned for each true freshman make a legitimate impact. Those nine players have certainly done that. In fact, all four that have exhausted their eligibility went on to play pro football — three in the NFL and one in Canada.

2001	CB	*Eric King	11 games, 7 starts, ACC All-Freshman Team (TSN)
2002	RB	Chris Barclay	144 carries, 703 yards, 9 touchdowns, 3 TDs vs. Purdue
	WR/KR	Chris Davis	Played in all 13 games, finished with 220 all-purpose yards
	P	Ryan Plackemeier	Debuted at NCST (Game 3); would have led the ACC in punting average
2003	RB	De'Angelo Bryant	Three RBs went down with injury; 8 gm., 31 att, 122 yards, 1 TD
	DE	*Jyles Tucker	11 games, 4 starts, 17 tackles, scored a TD against Clemson
2004	LS	^ Nick Jarvis	Served as the team's long snapper in 10 of the team's 11 games
	DE	Jeremy Thompson	11 games, 3 starts, 15 tackles, 3 TFL, 1 INT, 1 PBU, blocked 2 FGs
2005	OG	*Chris DeGeare	11 games, 1 start (vs. NC State), 396 snaps, 29.5 knockdowns
2006		None	

ACC True Freshmen Since 2002

School	'02	'03	'04	'05	'06	T
WF	3	2	2	1	0	8
BC	4	4	5	2	6	21
CU	1	5	2	8	8	24
VT	10	3	8	1	6	28
MD	8	5	8	7	1	29
NCS	5	10	8	6	2	30
UM	5	6	8	9	9	37
GT	5	11	11	8	6	41
VA	14	7	10	11	1	42
UNC	7	12	13	7	5	44
DU	7	6	14	14	8	49
FSU	8	5	10	12	16	51



Florida State, one vs. Virginia Tech, three at Maryland, two vs. Georgia Tech and two vs. Louisville.

Wake Forest's 31 takeaways tied for 10th nationally.

Just as importantly, the offense has taken care of the football. Quarterback Riley Skinner threw just five interceptions all year. Only two starting quarterbacks in the nation have thrown fewer. The offense's 18 giveaways ranked 15th nationally.

The Deacons have lost the turnover battle only twice and that happened against Syracuse and Louisville.

In the six years under coach Jim Grobe, the most telling statistic has been turnover margin.

When losing the turnover battle under Grobe, the Deacons are 5-13. When winning the turnover battle, Wake Forest is 24-12, including a 7-0 mark in 2006.

Ultimate Road Warriors

Wake Forest is the first team in ACC history (out of a possible 113) to finish the regular season with a 6-0 road record. The Demon Deacons won early season contests at UConn and Ole Miss before breaking long losing streaks in ACC stadiums.

Wake Forest had not won at NC State since 1984, at Florida State since 1959 and at Maryland since 1998.

Flair For The Dramatic

Four of Wake Forest's wins were decided in the final minute. Duke, NC State, North Carolina and Boston College all had the ball with a chance to win or tie on their final drive.

Interceptions by Josh Gattis (NC State), Jon Abbate (North Carolina) and Patrick Ghee (Boston College) sealed victories for Wake. The interceptions by Abbate and Ghee were in the endzone.

Chip Vaughn blocked a field goal on the final play of the Duke game.

The Deacons made a habit of forcing

turnovers in the fourth quarter in 2006. Wake Forest intercepted five passes, recovered two fumbles and blocked a field goal in the final 15 minutes of games.

The Old Guys

Wake Forest's depth chart featured 10 fifth-year seniors, tops in the ACC. No other team had more than seven.

In 2005, the Deacons did not have many seniors contributing on Saturdays. Wake Forest had only three fifth-year starters on the two-deep.

In 2006, eight fifth-year guys start and the rest are key back-ups or special teamers.

Lengthy Losing Streaks Snapped

Wake Forest erased lengthy losing streaks at NC State, Florida State and Maryland in 2006.

The Deacons hadn't won in Raleigh since 1984, a span of 10 games, but Wake Forest prevailed 25-23.

Wake Forest hadn't won in Tallahassee since 1959, a span of 14 games, but the Deacons whitewashed the Seminoles, 30-0.

Wake Forest beat Maryland in the regular season finale 38-24. The Deacons hadn't defeated Maryland since 1998, a span of seven games, including three losses in College Park.

Scoring On Defense & Special Teams

The Deacon defense is gaining a reputation as a play-making unit. Wake Forest has scored 15 times since 2003, third-most in the nation. Only Virginia Tech and Utah have scored more.

Jeremy Thompson scored a defensive touchdown on an 86-yard interception return against UConn.

The Deacons also scored a touchdown at UNC on Alphonso Smith's blocked punt.

Kevin Patterson returned an interception 48 yards for a touchdown at Florida State.

All-Time In The AP Top 25

Week of	Rank
Jan. 3, 1993	.25*
<i>(No Game)</i>	
Sept. 7, 2003	.20
<i>Purdue (L, 10-16)</i>	
Oct. 15, 2006	.25
<i>(Open Date)</i>	
Oct. 22, 2006	.24
<i>at North Carolina (W, 24-17)</i>	
Oct. 29, 2006	.22
<i>Boston College (W, 21-14)</i>	
Nov. 5, 2006	.18
<i>at Florida State (W, 30-0)</i>	
Nov. 12, 2006	.14
<i>vs. #19 Virginia Tech (L, 6-27)</i>	
Nov. 19, 2006	.20
<i>at Maryland (W, 38-24)</i>	
Dec. 2, 2006	.16
<i>vs. Georgia Tech (W, 9-6)</i>	
Jan. 2, 2007	.15
<i>vs. #5 Louisville (L, 13-24)</i>	
Jan. 10, 2007	.18*
<i>(No Game)</i>	

* - denotes final poll of that season

Opponents Go Bowling

Wake faced seven teams that participated in bowl games and posted a 4-3 mark against those squads:

Team	WFU Result	Bowl	Bowl Result
Florida State	W, 30-0	Emerald	W, 44-27 vs. UCLA
Clemson	L, 17-27	Music City	L, 28-20 vs. Kentucky
Maryland	W, 38-24	Champs Sports	W, 24-7 vs. Purdue
Boston College	W, 21-14	Meineke Car Care	W, 25-24 vs. Navy
Virginia Tech	L, 6-27	Chick-fil-A	L, 31-24 vs. Georgia
Georgia Tech	W, 9-6	Toyota Gator	L, 38-35 vs. West Virginia
Louisville	L, 13-24	FedEx Orange	W, 24-13 vs. Wake Forest



2006 Season Honors through January 16

Jim Grobe: National Coach of the Year (American Football Coaches Association, Associated Press, Bobby Dodd, Sporting News, CBS Sportline)... AFCA Region I Coach of the Year... ACC Coach of the Year (unanimous)... FWAA Eddie Robinson Coach of the Year finalist.

Dean Hood: MCS Defensive Coordinator of the Week (11/6)...

Steed Lobotzke: MCS Offensive Coordinator of the Week (11/13)...

Jon Abbate: Honorable Mention All-American (SI)... 1st Team All-ACC (ACSMA, CFN)...

Louis Frazier: ESPN The Magazine Academic All-District III...

Josh Gattis: Honorable Mention All-American (SI)... 1st Team All-ACC (ACSMA)... ACC Defensive Back of the Week (10/16)... ACC Defensive Back of the Week (10/30)... Senior Bowl participant...

Patrick Ghee: Honorable mention All-ACC (ACSMA)...

Jeff Griffin: 3rd Team Freshman All-American (TSN)... ACC All-Freshman Team (TSN)...

Steve Justice: 1st Team All-ACC (ACSMA, CFN)... ACC Offensive Lineman of the Week (9/25)... ACC Offensive Lineman of the Week (11/5)...

Kenneth Moore: ACC Offensive Back of Week (11/27)...

Zac Selmon: Wuerffel Trophy finalist...

Scoring In Non-Traditional Ways, Part II

Four of Wake Forest's 33 offensive touchdowns were scored on "trick" plays and five different players have been involved.

Three different wide receivers scored on reverses or orbit sweeps — Kevin Marion vs. Boston College, Willie Idlette vs. Boston College, Kenneth Moore vs. North Carolina.

Rushing plays by wide receivers were common for the Deacons. Four receivers combined for 70 carries, 547 yards, an average of more than 7.8 yards per tote, and three scores.

The one true trick play that resulted in a touchdown was Nate Morton's pass to Riley Skinner, a 19-yard touchdown against Clemson.

Morton had three pass attempts in 2006. Morton, who played quarterback in high school and might have had the strongest arm on the team, had eye-popping career passing numbers at Wake Forest. He was 5-for-9 for 222 yards, three touchdowns and no interceptions.

Off The Beaten Path

Under coach Jim Grobe, the Demon Deacons have performed exceptionally well on the road against non-conference opponents.

The Deacons are 7-3 in those contests including a 2001 win at East Carolina, 2002 at Purdue and in the Seattle Bowl against Oregon, 2003 at Boston College, 2004 at ECU and 2006 at UConn and Ole Miss.

The losses came in 2002 at Northern Illinois (overtime), 2005 at Nebraska and the 2007 FedEx Orange Bowl vs. Louisville.

Chip's Shot

Chip Vaughn's field goal block on the final play of the game allowed Wake Forest to escape 14-13 against Duke.

Vaughn would not have been on the field goal block unit, but a third quarter injury to Josh Gattis forced Vaughn into the lineup. The field goal block play was called "swat block for the win."

Wake Forest has blocked 14 kicks during the Jim Grobe era, including four in 2005.

Don't Sleep On The Deacs

The Deacons rallied to three fourth-quarter wins this season — Duke, UNC and Georgia Tech.

Wake has erased a fourth quarter deficit en route to victories 10 times under Jim Grobe.

Deacons Shut Out Seminoles

The 30-0 win at Florida State was Wake Forest's first road shutout victory since 1985 against Boston University. The Terriers no longer field a football team.

Florida State had never been shutout at home under Bobby Bowden. The last time the Seminoles were shut out in Tallahassee was 1973 when Kansas beaked 'em, 28-0.

In addition, it ended FSU's 232-game streak without getting shutout, dating to September 10, 1988, the ninth-longest streak in NCAA history.

Tobacco Road Championship

Wake Forest swept its in-state ACC rivals for the first time since 1987 to bag the mythical state championship. The Deacons beat Duke at home and won in Raleigh and Chapel Hill.

Dropping Like Flies

Wake Forest was dealt a tough hand when it came to injuries in 2006. Six starters combined to miss 45 games.

► DE Matt Robinson, a preseason honorable mention All-American, missed the whole year because of a broken kneecap.

► QB Ben Mauk (season) broke his arm and dislocated his shoulder in the season opener.

► TB Micah Andrews (season), a preseason first team All-ACC pick, tore his ACL vs. UConn.

► OT Arby Jones (torn MCL) missed the Ole Miss, Liberty, Clemson and NC State games.

► RB Kevin Harris suffered a sprained MCL at NC State. He did not play against Boston College or Florida State. He returned vs. Virginia Tech but suffered a concussion on his second play. Harris re-injured his knee against Georgia Tech.

► RB Kenneth Moore injured his shoulder against Florida State and was unable to start against Virginia Tech. He re-injured his shoulder against Georgia Tech.

National Champions In The Classroom

Wake Forest has the best Graduation Success Rate (96 percent) among all BCS conference schools. The national average is 58 percent.

Eighteen Deacons made the Dean's List (3.0 GPA) during the 2005-06 academic year.

Wake was honored in 2006 by the AFCA for graduation rates among the nation's best.



Looking Ahead To 2007

With championship rings on their fingers, the Deacons will also have targets on their backs in 2007.

The good news is that Wake Forest seems to be well-equipped to defend their ACC Championship next fall.

The Deacons will return 16 starters next year (8 of offense, 6 of defense and 2 specialists).

Returning players will have 373 games of starting experience (184 on offense, 165 on defense and 24 among the specialists).

Wake Forest will return starting quarterback Riley Skinner, four starters on the offensive line, its top six rushers from 2006. One of those rushers will be preseason All-ACC running back Micah Andrews, who missed 10 games this year because of a torn ACL.

The biggest losses on offense will be All-American tackle Steve Vallos and wide receivers Nate Morton and Willie Idlette.

Defensively, five starters will return led by linebackers Jon Abbate and Aaron Curry.

The biggest losses on the defense will be in the secondary where safeties Patrick Ghee (35 career starts), Josh Gattis (32) and cornerback Riley Swanson (19) all graduate. Defensive end Jyles Tucker (29) will also leave big shoes to fill.

The good news is that Matt Robinson, the team's top pass rusher in 2004 and 2005, will return from a broken kneecap that kept him out of action this entire season.

All-American placekicker Sam Swank will be back for his junior year.

Wake Forest In The Final NCAA Stats

#	NCAA	ACC	Category
21.6	78th	7th	Scoring Offense
307.0	96th	7th	Total Offense
149.9	44th	3rd	Rushing Offense
157.1	104th	12th	Passing Offense
138.3	35th	1st	Pass Eff. Offense
1.9	54th	7th	Sacks Allowed
15.4	12th	2nd	Scoring Defense
322.5	45th	9th	Total Defense
105.8	21st	6th	Rushing Defense
216.7	82nd	11th	Passing Defense
113.4	26th	6th	Pass Eff. Defense
2.3	46th	6th	Sacks
5.5	63rd	10th	Tackles For Loss
38.2	9th	2nd	Net Punting
11.1	33rd	2nd	Punt Returns
20.0	62nd	9th	Kickoff Returns
0.9	6th	2nd	Turnover Margin

What's Back In 2007?

Total Starters:

15

Offensive Starters:

8

Defensive Starters:

5

Specialist Starters:

2

Rushing Yards:

1802 of 1988 (91%)

Rushing Yards:

1993 of 2099 (95%)

Passing Yards:

2075 of 2199 (94%)

Receiving Yards:

1043 of 2199 (47%)

Offensive Line Snaps:

3461 of 4304 (80%)

Touchdowns:

25 of 33 (76%)

Scoring:

254 of 302 (84%)

Tackles:

488 of 911 (54%)

Sacks:

17.5 of 32 (55%)

Interceptions:

10 of 22 (45%)

2006 Season Honors

continued

Riley Skinner: 2nd Team All-ACC (ACSM, CFN)... ACC Rookie of the Year... 2nd Team Freshman All-American (TSN)... ACC All-Freshman Team (TSN)... ACC Rookie of the Week (9/11)... ACC Rookie of the Week (11/13)... ACC Rookie of the Week (11/27)...

Sam Swank: 1st Team All-American (SI, ESPN, Rivals)... 1st Team All-ACC (ACSM, CFN)... ACC Championship Game Most Valuable Player... 1st Team All-ACC (ACSM) as a PK... honorable mention All-ACC (ACMSA) as a punter... Lou Groza Award semifinalist... Ray Guy Award semifinalist... ACC Specialist of the Week (10/2)... ACC Specialist of the Week (10/9)... ACC Specialist of the Week (10/16)... ACC Specialist of the Week (11/13)...

Jyles Tucker: Honorable mention All-ACC (ACSM)...

Steve Vallos: 1st Team All-American (SI, TSN)... 2nd Team All-American (Walter Camp)... 1st Team All-ACC (ACSM, CFN)... ACC Player of the Year (CFN)... named 1st Team Midseason All-American by FoxSports.com... named 2nd Team Midseason All-American by Sports Illustrated... ACC Offensive Lineman of the Week (9/4)... ACC Offensive Lineman of the Week (11/27)... East-West Shrine Bowl participant...



2006 Season In Review

2006 Team Accomplishments

- ▶ Wake Forest won only its second ACC title and its first since 1970.
- ▶ The Deacons won the ACC's Atlantic Division after being picked to finish last by the league's media during the pre-season.
- ▶ Wake Forest shattered the school record for most wins in a season with 11. The previous record was eight (1944, 1979, 1992).
- ▶ Wake Forest was the first team in history (out of 113) to go 6-0 in road games. Overall, the Deacons won seven contests away from Groves Stadium (including the ACC Championship Game).
- ▶ Judging by win differential, Wake Forest was the most improved team in America. The 2005 Deacons went 4-7 and the 2006 Deacons are 11-2, a plus-seven compared to last year.
- ▶ Wake Forest had six ACC wins for first time in school history.
- ▶ Wake Forest finished with a winning record in the ACC for the first time since 1988 and the seventh time ever.
- ▶ The Deacons were ranked in the top 25 for eight straight weeks for the first time ever.
- ▶ Wake Forest swept its ACC Tobacco Road rivals for the first time since 1987.
- ▶ Wake Forest's five wins in September marked the most victories in any month of any year in Deacon history.
- ▶ Wake Forest beat Florida State in Tallahassee for the first time since 1959.
- ▶ The Deacons won a game in Florida for the first time since 1959, snapping a 17-game losing streak.
- ▶ Wake Forest beat NC State in Raleigh for the first time since 1984.
- ▶ Wake Forest beat Maryland for the first time since 1998.

2006 Coaching Milestones

- ▶ Grobe was the first coach to take the Deacons to two bowls in the ACC era.
- ▶ The NC State win marked Grobe's 15th career ACC win. That broke the Wake Forest record held by Bill Dooley.
- ▶ The Ole Miss win marked Grobe's 30th career win at Wake Forest. That passed Bill Dooley for second place on the school's all-time coaching wins chart.



Jim Grobe ▶ Unanimous Choice As ACC Coach of the Year

▶ National Coach of the Year (AP, Bobby Dodd, *Sporting News*, *CBS Sportsline*)

Grobe's 2006 Awards & Honors

- ▶ Bobby Dodd Coach of the Year
- ▶ Associated Press of the Year
- ▶ *The Sporting News* National Coach of the Year
- ▶ *CBS Sportsline* National Coach of the Year
- ▶ AFCA Region 1 Coach of the Year
- ▶ Unanimous choice (80 votes) as the Atlantic Coast Conference Coach of the Year
- ▶ FWAAs Eddie Robinson Coach of the Year finalist
- ▶ Named one of nation's five most underrated coaches by *Athlon* in the preseason

College Football's Top Turnarounds

	2005	2006	+/-
1. Wake Forest	4-7	11-3	+7
2. Arkansas	4-7	10-4	+6
Hawaii	5-7	11-3	+6
Rice	1-10	7-6	+6
San Jose State	3-8	9-4	+6
6. BYU	6-6	11-2	+5
Kent State	1-10	6-6	+5
Kentucky	3-8	8-5	+5
Ohio	4-7	9-5	+5
Oregon State	5-6	10-4	+5

Overcoming Injuries

Wake overcame key injuries at QB (Ben Mauk), TB (Micah Andrews), LT (Arby Jones) and DE (Matt Robinson). Mauk and Andrews were lost to season-ending injuries in September. All three offensive starters were replaced by redshirt freshmen who made their first career starts.

Quotebook

"Among fellow coaches, there was no doubt that Jim Grobe was a special coach. He didn't need a season like this to validate himself. To the media, yes. To the fans, yes. To fellow coaches, no."

— Former coach and ESPN analyst Lou Holtz

"You've got to hand it to Jim Grobe. He has found a method to have sustained success."

— ESPN's Mike Patrick

"This might be as good of a coaching job as we've seen in our lifetime."

— ESPN's Rece Davis

"He's doing it at a place with some of the toughest entrance requirements in the country with a student body of 4,000. Amazing."


— Atlanta Journal Constitution's Tony Barnhart

"The secret about Jim Grobe is about to get out."

— ESPN's Ivan Maisel

"We do film exchanges. We play somebody non-league. Everybody from that league calls. The thing they always say is, 'How do you get those kids to play so hard?' They want a drill or some Vince Lombardi speech. Our kids play hard because they know the head coach cares about them. Period. End of story."

— Defensive coordinator Dean Hood



#11 Riley Skinner ▶ QB ▶ ACC Rookie of the Year ▶ 2nd Team All-ACC

Quotebook:

"Riley is a winner. He's really special. Riley isn't about his stats, his passing yards or throwing for touchdowns. He's about taking care of the football, being a team guy and winning games. That's what you look for in a quarterback."

— Jim Grobe

Most Importantly

Riley Skinner went 10-3 as Wake Forest's starting quarterback and was a major offensive key to Wake Forest's 11-3 overall record and top 15 national ranking (ended year ranked #18 by the AP). Seven of Skinner's 10 wins as the starter came away from Groves Stadium. Two came against nationally-ranked opponents.

Skinner Leads The ACC In...

- ▶ Interceptions percentage (1 in 52 pass attempts). That ranks 1st among freshman quarterbacks nationally and 12th overall nationally
- ▶ Completion percentage (65.8). That ranks 3rd among freshman quarterbacks nationally and 13th overall nationally.
- ▶ Passing efficiency (139.6). That ranks 5th among freshman quarterbacks nationally and 33rd overall nationally.

Skinner, The Blocking Back

Skinner threw three blocks that sprang Deacon rushers for touchdowns (vs. Syracuse, vs. North Carolina, vs. Maryland).

Rookie QBs Around the Country

Skinner was one of two freshman quarterbacks nationally to post 10 wins as a starter.

Riley Skinner, Wake Forest	10-3
Colt McCoy, Texas	10-3

Riley On The Road

Skinner was 5-1 on the road in the ACC, including wins at NC State, UNC, Florida State, Maryland vs. Georgia Tech (in Jacksonville).

Opponent	Comp-Att	Pct	Yds	TD	Int
at NC State	9-of-14	64%	124	1	0
at North Carolina	7-of-8	88%	89	1	0
at Florida State	13-of-19	68%	138	1	0
at Maryland	10-of-13	77%	125	1	1
vs. Ga. Tech	14-of-25	56%	201	0	0
vs. Louisville	21-of-33	64%	271	1	1
Total	74-of-112	66%	948	5	2

Against Nationally Ranked Opponents

Skinner performed well against nationally-ranked foes and led the Deacons to a 2-3 record in those games.

Opponent	Comp-Att	Pct	Yds	TD	Int
(15) Clemson	18-of-23	78%	168	1	1
(16) Boston Coll.	15-of-23	65%	120	1	2
(19) Va. Tech	17-of-30	57%	195	0	0
(23) Ga. Tech	14-of-25	56%	201	0	0
(5) Louisville	21-of-33	64%	271	1	1
Total	85-of-134	63%	955	3	4

2006 Awards & Honors:

- ▶ 2nd Team Frosh All-American (SI)
- ▶ ACC Rookie of the Year
- ▶ 2nd Team All-ACC
- ▶ ACC Rookie of the Week (11/13)
- ▶ ACC Rookie of the Week (9/11)

ACC Pass Efficiency Leaders

1. Riley Skinner, WF	139.6
2. Will Proctor, CU	135.3
3. Sam Hollenbach, MD	131.0
4. Matt Ryan, BC	126.4
5. Sean Glennon, VT	122.0

ACC Completion Pct. Leaders

1. Riley Skinner, WF	65.8
2. Sam Hollenbach, MD	61.9
3. Matthew Ryan, BC	61.6
4. Kyle Wright, MIA	60.8
5. Will Proctor, CU	60.2

ACC Interception Pct. Leaders

1. Riley Skinner, WF	1 per 52
2. Matthew Ryan, BC	1 per 43
3. Kyle Wright, Miami	1 per 36
4. Sam Hollenbach, MD	1 per 30
5. Drew Weatherford, FSU	1 per 28

NCAA Frosh INT Rate Leaders

1. Riley Skinner, WF	1 per 52
2. Kellen Lewis, Indiana	1 per 49
3. Colt McCoy, Texas	1 per 45
4. Justin Willis, SMU	1 per 45
5. Jameel Sewell, UVA	1 per 41

NCAA Frosh Efficiency Leaders

1. Colt McCoy, Texas	161.8
2. Justin Willis, SMU	158.4
3. Nate Davis, Ball St	147.3
4. Dan LeFevour, CMU	146.2
5. Riley Skinner, WF	139.6

NCAA Completion Pct. Leaders

1. Colt Brennan, Hawaii	72.6
2. Chase Holbrook, New Mex	70.0
3. John Beck, BYU	69.3
4. Tyler Palko, Pitt	68.3
...	
6. JaMarcus Russell, LSU	67.8
12. Jared Zabransky, Boise	66.3
13. Riley Skinner, WF	65.8
29. Brady Quinn, ND	61.9



2006 Season In Review



#5 Jon Abbate ▶ Jr. ▶ LB
▶ Honorable Mention All-American
▶ First Team All-ACC

Statistics

- ▶ 2nd in the ACC with 120 overall tackles
- ▶ Posted six 10-tackle games this season and did it 12 times in 35 career games
- ▶ Had 15 tackles in the ACC Championship Game
- ▶ Had 15 tackles in 2007 FedEx Orange Bowl
- ▶ 4th in the ACC with 8.6 tackles per game

Noteworthy

- ▶ First player in Wake history to declare early
- ▶ Become the third player in ACC history to lead his team in tackles for three straight years
- ▶ Played on a sprained ankle in all of November

Quotebook

"With Abbate, they have this animal in the middle. He gets off blocks well. He blows things up. This kid is a pure stud."
— Doc Walker, Lincoln Financial Sports

"He's a throwback. When you watch NFL Films from the '60s, you're looking at Abbate."
— Dean Hood, defensive coordinator

2006 Awards & Honors

- ▶ 1st Team All-ACC
- ▶ Butkus and Bednarik Award watch lists
- ▶ Honorable mention preseason All-American by *Street & Smith's*
- ▶ 1st team preseason All-ACC by *Lindy's*
- ▶ 1st team preseason All-ACC by *Phil Steele*



#22 Josh Gattis ▶ sr. ▶ FS
▶ Honorable Mention All-American
▶ First Team All-ACC

2006 Awards & Honors

- ▶ Honorable mention All-American by *Sports Illustrated*
- ▶ 1st Team All-ACC
- ▶ Jim Thorpe Award watch list
- ▶ 2-Time ACC Def. Back of the Week (10/30)

Statistics

- ▶ The only player in the ACC with both five interceptions and 80 tackles
- ▶ Tied for 3rd in the ACC with five INTs
- ▶ 7th in the ACC with 13 passes defended
- ▶ 26th in the ACC with 82 tackles
- ▶ Had 12 career INTs and 23 turnovers (INTs plus forced and recovered fumbles)

Noteworthy

- ▶ The ACC's only player to win the league's Defensive Back of the Week award twice

Quotebook

"Josh Gattis has emerged as perhaps the ACC's top defensive back."
— David Scott, Charlotte Observer

"Josh is maybe the most mentally sharp kid I've ever coached."
— Dean Hood, defensive coordinator

"Josh does what playmakers do. He sees some things that other kids don't."
— Jim Grobe, head coach



#75 Steve Vallos ▶ sr. ▶ OT
▶ First Team All-American (SI)
▶ First Team All-ACC

2006 Awards & Honors

- ▶ 1st Team All-American by *Sports Illustrated*
- ▶ 2nd Team Walter Camp All-American
- ▶ 1st Team All-ACC
- ▶ Named 1st Team Midseason All-American by FoxSports.com and *College Football News*
- ▶ ACC Offensive Lineman of the Week (9/4)
- ▶ Lombardi Trophy watch list
- ▶ Outland Trophy watch list
- ▶ Consensus 1st team preseason All-ACC

Statistics

- ▶ Played 843 snaps with only four missed assignments
- ▶ Owned a season grade of 90 percent
- ▶ Posted 92.5 knockdowns in 14 games
- ▶ Recorded a season-high 11 knockdowns at NC State and a team-high 10 knockdowns at Florida State and at Maryland.

Noteworthy

- ▶ Started all 48 games of his career
- ▶ Plays left and right tackle during a game

Quotebook

"The best run blocker in the ACC."
— Lindy's

"He's a dominant technician in the running game with quick enough feet to be an effective pass protector."
— College Football News



#38 Sam Swank ▶ First Team All-American PK (Sports Illustrated)
 1st Team All-ACC PK ▶ ACC Championship Game MVP ▶ Groza & Guy Semifinalist

Swank: An All-Around All-American

The sophomore from Jacksonville Beach, Fla., was a first team All-America selection at placekicker by Sports Illustrated.

Swank actually had an All-America type season at both punter and placekicker. He was the only player to be named a semifinalist for both the Lou Groza and Ray Guy Awards.

Swank won the ACC's Specialist of the Week award four times, including three straight.

He became the first player in ACC history to win the specialist award in back-to-back-to-back weeks.

Sam the placekicker: Swank made five field goals from beyond 50 yards this season, including three against NC State to tie an NCAA record. He has made two field goals from 53 yards this season to tie the school record.

Swank has six of the 10 longest field goals in Wake Forest history.

Sam the punter: Only 14 of Swank's 70 punts were returned and 19 were downed inside the 20. Swank has keyed the Deacons to a net punting average of 38.2 to rank 9th nationally.

Opponents had just 70 punt return yards vs. the Deacons, exactly one yard per punt.

Against Clemson, Swank dropped four punts inside the Tigers' five-yard line en route to the weekly ACC honor.

Earlier this year, Swank blasted an 86-yard punt to break the school record set by 2005 Ray Guy Award winner Ryan Plackemeier.

Swank In The Wake Forest Record Book

Career:

▶ 1st in field goal percentage (42-of-55; 77 percent).

▶ 1st with 62 straight PATs.

▶ 2nd in career FGs (42)... needs 4 to tie Matthew Burdick for 1st place.

▶ 6th in Wake Forest history with 188 career points... needs 4 to tie James McDougald for 5th place... needs 6 to tie Michael Ramseur for 4th place.

Quotebook

"Swank has a future in the NFL as a punter or as a kicker. That kid's got a cannon for a leg."

— ESPN's Mike Patrick

"Let's send him the Ray Guy and the Lou Groza and get it over with."

— ABC's Brent Musburger

"He's a great one."

— Florida State coach Bobby Bowden

"It shows you the importance of a great kicking game. They won with their kicker."

— NC State coach Chuck Amato

"We just have so much confidence in him that every time his foot touches the ball we feel like something positive is going to come out of it."

— Linebacker Aaron Curry

2006 Awards & Honors

- ▶ 1st Team All-American (SI, Rivals, ESPN)
- ▶ ACC Championship Game MVP
- ▶ 1st Team All-ACC placekicker
- ▶ Lou Groza Award semifinalist
- ▶ Honorable mention All-ACC punter
- ▶ Ray Guy Award semifinalist
- ▶ Only player nationally to appear on both the Groza and Guy semifinalist lists
- ▶ ACC Specialist of the Week (10/2)
- ▶ ACC Specialist of the Week (10/9)
- ▶ ACC Specialist of the Week (10/16)
- ▶ ACC Specialist of the Week (11/13)
- ▶ Master Coaches Survey's National Special Teams Player of the Week (10/16)

2006 Punting Statistics

	ACC	NCAA
Gross Avg.:	41.2	7th
ACC Games	42.0	T4th
Net Avg.:	38.2	2nd
ACC Games	39.8	2nd
Not Returned:	80%	1st

2006 Placekicking Statistics

All FGs:	23-of-31 (74 percent)
Career:	42-of-55 (77 percent)
Inside 40:	13-of-15 (87 percent)
Career:	26-of-31 (84 percent)
Inside 50:	11-of-16 (69 percent)
Career:	28-of-38 (74 percent)
Beyond 50:	5-of-7 (71 percent)
Career:	7-of-9 (78 percent)
PATs:	33-of-33 (100 percent)
Career:	62-of-62 (100 percent)

50-Yard Field Goals in 2006

1. Sam Swank, Wake Forest	5-7
2. Alexis Serna, Oregon State	4-6
3. Jeff Snodgrass, Kansas State	3-4
4. Mason Crosby, Colorado	2-5
Justin Medlock, UCLA	2-2
John Vaughn, Auburn	2-3
Jeremy Ito, Rutgers	2-3
Connor Barth, UNC	2-2
Aaron Pettrey, Ohio State	2-3

50-Yard FGs/Game (NCAA History)

1. Sam Swank, WF (2006)	3
Dan Orner, N. Carolina (2002)	3
Jerry DePoyster, Wyoming (1966)	3
Sergio Lopez-Cavero, Shox (1984)	3
Tom Douglas, Iowa (1988)	3



#74 Steve Justice ▶ Jr. ▶ C
▶ **First Team All-ACC**

Statistics

- ▶ Played 843 snaps this season with two missed assignments
- ▶ Owned a season grade of 92 percent
- ▶ Has 65.5 knockdown blocks

Noteworthy

- ▶ Recorded a career-best 99 percent in the ACC Championship game vs. Georgia Tech.
- ▶ “Mr. Durable” has started 24 straight games and played 1,693 out of 1,709 career snaps (99%), never missing a play due to injury

Quotebook

“Steve Justice is so athletic and he’s one of the best centers in America.”

— *Ed Cunningham, ESPN analyst and former six-year NFL center*

“I like watching Tom Nalen of Denver and Jeff Saturday of the Colts. And Steve Justice of Wake Forest.”

— *Danny McGrath, center at Virginia Tech, responding to other centers he likes to watch*

2006 Awards & Honors

- ▶ First Team All-ACC
- ▶ ACC Lineman of the Week (9/25)
- ▶ ACC Lineman of the Week (11/5)



#30 Patrick Ghee ▶ Sr. ▶ SS
▶ **Honorable Mention All-ACC**

Statistics

- ▶ Among ACC leaders with three interceptions
- ▶ 5th on the team with 67 tackles
- ▶ 4 passes defended and 1 fumble recovery

Noteworthy

- ▶ The most veteran player on the Wake Forest defense with 36 career starts — all consecutive
- ▶ Intercepted Boston College’s Matt Ryan in the endzone on the Eagles’ last drive to seal a Wake Forest victory.

Quotebook

“Having a pair of veteran safeties like Patrick Ghee and Josh Gattis is the reason I get any sleep at night.”

— *Dean Hood, defensive coordinator*



#55 Jyles Tucker ▶ Sr. ▶ DE
▶ **Honorable Mention All-ACC**

Statistics

- ▶ Ranks 7th in the ACC with 6.0 sacks
- ▶ 35 tackles, 6.5 TFL, 6 sacks, 3 PBU, 1 FF
- ▶ Had two sacks against Boston College and forced a key fourth quarter fumble

Noteworthy

- ▶ Needed three more sacks to tie Calvin Pace for 5th-most sacks by a Wake Forest player in a single season
- ▶ Needed two more sacks to tie for the 8th-most sacks in Wake Forest history



Last Update: Saturday, December 2

Offense

QB	11	Riley Skinner	6-1	196	R-Fr.
	6	Brett Hodges	6-1	180	R-Fr.
TB	21	Kenneth Moore	6-0	195	R-Jr.
	23	Kevin Harris	6-1	230	R-Fr.
FB	35	Rich Belton	6-1	250	R-So.
	49	Damon McWhite	6-1	255	R-Sr.
WR	83	Nate Morton	6-3	215	R-Sr.
	14	Kevin Marion	5-10	160	R-Jr.
WR	82	Willie Idlette	5-10	175	R-Sr.
	81	Will Hollis	6-0	195	R-Jr.
TE	84	Zac Selmon	6-5	250	R-Jr.
	89	John Tereshinski	6-3	240	R-Jr.
LT	75	Steve Vallos	6-3	290	R-Sr.
	76	Joe Birdsong	6-4	290	R-Fr.
LG	78	Louis Frazier	6-4	302	R-Jr.
	79	Matthew Brim	6-4	295	R-Jr.
C	74	Steve Justice	6-4	280	R-Jr.
	67	Trey Bailey	6-2	290	R-Fr.
RG	70	Chris DeGeare	6-4	360	So.
	60	Barrett McMillin	6-3	305	R-Fr.
RT	64	Jeff Griffin	6-3	295	R-Fr.
	75	Steve Vallos	6-3	290	R-Sr.

Specialists

P	38	Sam Swank	6-2	206	R-So.
	40	Dan Caldwell	6-2	235	Fr.
PK	38	Sam Swank	6-2	206	R-So.
	20	Jon Temple	5-10	176	Jr.
LS	92	Nick Jarvis	6-3	250	Jr.
	89	John Tereshinski	6-3	240	R-Jr.
H	20	Jon Temple	5-10	176	Jr.
	83	Nate Morton	6-3	215	R-Sr.
KR	14	Kevin Marion	5-10	160	R-Jr.
	23	Kevin Harris	6-1	230	R-Fr.
PR	82	Willie Idlette	5-10	175	R-Sr.
	21	Kenneth Moore	6-0	195	R-Jr.

Defense

DE	55	Jyles Tucker	6-3	268	Sr.
	54	Antonio Wilson	6-1	255	R-So.
NG	90	Jamil Smith	6-2	294	R-Sr.
	96	Boo Robinson	6-2	325	R-Fr.
DT	95	Zach Stukes	6-2	260	R-Jr.
	51	John Russell	6-3	250	R-Fr.
DE	98	Jeremy Thompson	6-5	250	Jr.
	93	Anthony Davis	6-5	240	R-So.
OLB	59	Aaron Curry	6-3	240	R-So.
	45	Mike Simmons	6-1	220	Jr.
MLB	5	Jon Abbate	5-11	245	R-Jr.
	41	Eric Berry	6-1	260	R-So.
OLB	43	Stanley Arnoux	6-0 1/2	245	R-So.
	34	Pierre Easley	6-0	250	R-Sr.
CB	10	Kevin Patterson	5-10	182	R-So.
	2	Alphonso Smith	5-9	188	R-So.
CB	7	Riley Swanson	5-11	188	R-Sr.
	29	Kerry Major	5-11	175	R-So.
SS	30	Patrick Ghee	6-1	211	R-Sr.
	13	Johnny Edwards	5-10	185	R-Jr.
FS	22	Josh Gattis	6-1	212	R-Sr.
	9	Chip Vaughn	6-2	215	R-So.

Pronunciation Guide

<u>First Names</u>	
Delon (Lowe)	Da-LAWN
Jamil (Smith)	ja-MEEL
Jyles (Tucker)	giles
<u>Last Names</u>	
Abbate	uh-BODY
Arnoux	are-NEW
DeGeare	da-GEAR
Ghee	Like the letter G
Idlette	eye-dull-ETTE
Midgett	mid-JET
Rinfrette	rin-FRET
Tereshinski	tare-uh-SHIN-ski
<u>Hometowns</u>	
Belews Creek	buh-lose
Pahokee	pah-HO-kee

Start Chart

Offense	2006	Streak	Career
Vallos (OT)	14	48	48
Morton (WR)	7	6	28
Selmon (TE)	11	4	27
Justice (C)	14	25	25
Jones (OT)	4	1	23
Idlette (WR)	11	8	22
Brim (OG)	-	-	19
DeGeare (OG)	14	14	15
Frazier (OG)	14	14	15
Tereshinski (TE)	4	-	14
Skinner (QB)	13	13	13
Moore (WR/RB)	12	3	13
Belton (FB)	8	1	10
Mauk (QB)	1	-	10
Griffin (OT)	10	-	10
McWhite (FB)	1	-	9
Andrews (RB)	3	-	7
Marion (WR)	6	-	7
Bryant (RB)	4	-	4
Callahan (TE)	-	-	3
Harris (RB)	2	-	2

Defense

2006	Streak	Career	
Ghee (SS)	14	36	36
Gattis (FS)	13	4	33
Tucker (DE)	14	14	30
Abbate (MLB)	13	4	29
Curry (OLB)	14	24	24
Z. Stukes (DT)	12	-	21
Robinson (DE)	-	-	21
Swanson (CB)	14	19	20
Patterson (CB)	12	12	18
Thompson (DE)	6	-	17
Arnoux (LB)	12	3	16
J. Smith (DT)	14	14	15
A. Smith (CB)	2	-	13
B. Andrews (DE)	5	-	12
Easley (OLB)	2	-	12
Davis (DE)	3	3	3
Mason (SS)	-	-	3
Vaughn (S)	1	-	2
Berry (MLB)	1	-	2
Russell (DT)	1	1	1
B. Robinson (DT)	1	-	1

Specialists

2006	Streak	Career	
Swank	14	25	25

Most Career Streaks

Steve Vallos (Sr.)	48
Patrick Ghee (Sr.)	36
Josh Gattis (Sr.)	33
Jyles Tucker (Sr.)	30
Jon Abbate (Jr.)	29
Nate Morton (Sr.)	28



BY POSITION

Quarterbacks (5)

6	Brett Hodges	R-Fr.
8	Benjamin Mauk**	R-Jr.
10+	Zac MacDowall	Fr.
11	Riley Skinner	R-Fr.
17	Ryan McManus	So.

Tailbacks (6)

3	Micah Andrews**	R-Jr.
18	De'Angelo Bryant**	R-Jr.
20	Lucas Caparelli	Fr.
23	Kevin Harris	R-Fr.
26	Travo Woods	R-Jr.
27	Josh Adams	Fr.

Fullbacks (3)

35	Richard Belton*	R-So.
44	Mike Rinfrette	R-Fr.
49	Damon McWhite**	R-Sr.

Wide Receivers (16)

14	Kevin Marion**	R-Jr.
15	Delon Lowe*	R-Jr.
17	Christopher Langley	Fr.
18	Grant Moraven	Fr.
21	Kenneth Moore**	R-Jr.
24+	Trey Schmidt	Jr.
29	Geoff Wissing	Fr.
36	Casey Hill	R-Fr.
37	Max Opamuratawongse	Jr.
43	Anthony Williams	Fr.
80	Jonathan Jones	R-Fr.
81	Will Hollis*	R-Jr.
82	Willie Idlette***	R-Sr.
83	Nate Morton***	R-Sr.
86	Marshall Williams	Fr.
88	Chip Brinkman*	R-So.

Tight Ends (5)

84	Zac Selmon**	R-Jr.
87	Ted Randolph	R-Fr.
89	John Tereshinski**	R-Jr.
85	Ben Wooster	R-Fr.
97	Daniel Callahan***	R-Sr.

Centers (3)

57	Russell Nenon	Fr.
67	Trey Bailey	R-Fr.
74	Steve Justice**	R-Jr.

Offensive Guards (7)

60	Barrett McMillin	R-Fr.
65	Gage Crews	R-Fr.
70	Chris DeGeare*	So.
71	Eric Gaskins	R-So.
73	Cannon Gaskin	Fr.
77	Boomer Peterson	R-Fr.
79	Matthew Brim**	R-Jr.

No.	Name	Pos	Ht	Wt	Cl	Hometown	High School
2	Alphonso Smith*	CB	5-9	188	R-So.	Pahokee, FL	Pahokee
3	Micah Andrews**	RB	5-10	215	R-Jr.	Duluth, GA	Gtr Atlanta Christian
5	Jon Abbate**	LB	5-11	245	R-Jr.	Powder Springs, GA	Harrison
6	Brett Hodges	QB	6-1	180	R-Fr.	Winter Springs, FL	Winter Springs
7	Riley Swanson***	CB	5-11	188	R-Sr.	Fayetteville, GA	Sandy Creek
8	Benjamin Mauk**	QB	6-1	200	R-Jr.	Kenton, OH	Kenton Senior
9	Chip Vaughn*	FS	6-2	215	R-So.	Fairfax, VA	Robinson Secondary
10	Kevin Patterson*	CB	5-10	182	R-So.	Kingsland, GA	Camden County
10+	Zach MacDowall	QB	6-1	190	Fr.	Acworth, GA	Harrison
11	Riley Skinner	QB	6-1	195	R-Fr.	Jacksonville, FL	Bolles School
12	Marcus Williams	DB	5-9	170	Fr.	Stockbridge, GA	Eagle's Landing
13	Johnny Edwards**	FS	5-10	185	R-Jr.	Fayetteville, GA	Starrs Mill
14	Kevin Marion**	WR	5-10	160	R-Jr.	St. Petersburg, FL	Dixie Hollins
15	Delon Lowe*	WR	6-2	210	R-Jr.	Fayetteville, NC	E.E. Smith
17	Ryan McManus	QB	6-1	180	So.	Greenville, NC	Conley
17+	Christopher Langley	WR	6-2	185	Fr.	Suwanee, GA	Gtr Atlanta Christian
18	De'Angelo Bryant**	RB	6-0	245	R-Jr.	New Ellenton, SC	Silver Bluff
18+	Grant Moraven	WR/DB	5-10	185	Fr.	Newport, NC	West Carteret
20	Lucas Caparelli	RB	5-11	180	Fr.	Fairfax, VA	Robinson Secondary
20+	Jon Temple	PK	5-10	176	Jr.	Durham, NC	Northern Durham
21	Kenneth Moore**	WR	6-0	195	R-Jr.	Charlotte, NC	Butler
22	Josh Gattis***	FS	6-1	212	R-Sr.	Durham, NC	Northern Durham
23	Kevin Harris	RB	6-1	230	R-Fr.	Sanford, FL	Seminole
24	Channing Schofield	CB	5-11	180	R-Fr.	Wagener, SC	Wagener-Salley
24+	Trey Schmidt	WR	5-10	185	Jr.	St. Petersburg, FL	Shorecrest
26	Travo Woods	RB	5-10	190	R-Jr.	Altamonte Spgs, FL	Lyman
27	Josh Adams	RB	6-0	170	Fr.	Cary, NC	Cary
29	Kerry Major*	CB	5-11	175	R-So.	Toccoa, GA	Stephen County
29+	Geoff Wissing	WR	6-1	190	Fr.	Marietta, GA	Harrison
30	Patrick Ghee***	SS	6-1	211	R-Sr.	Kingsport, TN	Dobyns-Bennett
32	Aaron Mason**	SS	5-9	200	R-Jr.	Lexington, KY	Dunbar
34	Pierre Easley***	LB	6-0	250	R-Sr.	Stone Mountain, GA	Marist
35	Rich Belton*	FB	6-1	250	R-So.	Chapel Hill, NC	East Chapel Hill
35+	Lee Malchow	LB	6-5	190	Fr.	Augusta, GA	Aquinas
36	Casey Hill	WR	5-11	175	R-Fr.	Memphis, TN	Evangelical Chr.
36+	Jess Powell	S	6-0	207	Jr.	Whiteville, NC	Whiteville
37	Alex Frye	S	6-3	197	Fr.	Fayetteville, NC	Jack Britt
37+	Max Opamuratawongse	WR	6-1	165	Jr.	San Jose, CA	Lynbrook
38	Sam Swank*	PK	6-2	206	R-So.	Jacksonville Bch, FL	Fletcher
39	Chantz McClinic*	S/LB	5-10	220	R-So.	Rome, GA	Darlington School
39+	Matt Hartford	WR	5-11	175	Fr.	New Kensington, PA	Kiski Area
40	Dan Caldwell	P	6-2	235	Fr.	Oxford, AL	Oxford
41	Eric Berry*	LB	6-1	260	R-So.	Suffolk, VA	Nansemond River
42	Matt Robinson**	DE	6-2	240	R-Jr.	Cedartown, GA	Cedartown
43	Stanley Arnoux*	LB	6-0 1/2	245	R-So.	Sunrise, FL	Glades Day
43+	Anthony Williams	WR	5-11	205	Fr.	Jacksonville, NC	Jacksonville
44	Mike Rinfrette	FB	6-3	260	R-Fr.	Louisburg, NC	Bunn
45	Mike Simmons*	LB	6-1	220	Jr.	Ft. Lauderdale, FL	Aquinas
46	Matt Woodlief	LB	5-11	240	Fr.	Catawba, NC	Bandys
48	Bryan Andrews***	DE	6-5	263	R-Sr.	Lima, OH	Lima
49	Damon McWhite**	FB	6-1	255	R-Sr.	Woodbury, NJ	West Deptford
50	Teddy Tomlin	DL	6-3	275	Fr.	Lake City, FL	Columbia
51	John Russell	DE	6-3	250	R-Fr.	Jacksonville, FL	Bolles School
52	Dominique Midgett	LB	6-2	235	R-Fr.	Greensboro, NC	Dudley
53	Joe Blackwell	LB	6-0	235	So.	Athens, TX	Athens
54	Antonio Wilson*	DE	6-1	255	R-So.	Pahokee, FL	Pahokee
55	Jyles Tucker***	DT	6-3	268	Sr.	Dover, NJ	Hargrave



No.	Name	Pos	Ht	Wt	Cl	Hometown	High School
56	Hunter Haynes	LB	6-2	218	Fr.	Ponte Vedra Beach, FL	Nease
57	Russell Nenon	OL	6-4	300	Fr.	Memphis, TN	University School
58	Michael Carter	DL	6-3	290	Fr.	Memphis, TN	Melrose
59	Aaron Curry*	LB	6-3	240	R-So.	Fayetteville, NC	E.E. Smith
60	Barrett McMillin	OG	6-3	305	R-Fr.	Lawrenceville, GA	Collins Hill
61	Arby Jones***	OT	6-2	285	R-Sr.	Somerset, KY	Pulaski SW
62	Greg Bechtel	LB/LS	6-1	210	Fr.	Cary, NC	Cary
63	Andrew Conroy	LB	6-1	220	So.	Charlotte, NC	Country Day
64	Jeff Griffin	OT	6-3	295	R-Fr.	Jacksonville, FL	Bartrum Trail
65	Gage Crews	OG	6-4	310	R-Fr.	Bainbridge, GA	Bainbridge
67	Trey Bailey	C	6-2	290	R-Fr.	Duncan, SC	James F. Byrnes
70	Chris DeGeare*	OG	6-4	360	So.	Kernersville, NC	Glenn
71	Eric Gaskins	OG	6-2	305	R-So.	Durham, NC	Hargrave
73	Cannon Gaskin	OL	6-4	265	Fr.	Jacksonville, FL	Bolles School
74	Steve Justice**	C	6-4	280	R-Jr.	Port Orange, FL	New Smyrna
75	Steve Vallos***	OT	6-3	290	R-Sr.	Boardman, OH	Boardman
76	Joseph Birdsong	OG	6-4	290	R-Fr.	Nashville, TN	Montgomery Bell
77	Boomer Peterson	OG	6-5	305	R-Fr.	Lincoln, NE	Lincoln Southeast
78	Louis Frazier**	OT	6-4	302	R-Jr.	Clearwater, FL	Clearwater
79	Matthew Brim**	OG	6-4	295	R-Jr.	Belews Creek, NC	Carver
80	Jonathan Jones	WR	6-3	202	R-Fr.	Madisonville, TN	Sequoyah
81	Will Hollis*	WR	6-0	195	R-Jr.	Jonesboro, AR	Jonesboro
82	Willie Idlette***	WR	5-10	175	R-Sr.	Chattanooga, TN	Baylor
83	Nate Morton***	WR	6-3	215	R-Sr.	Harlingen, TX	Hargrave
84	Zac Selmon**	TE	6-5	250	R-Jr.	Norman, OK	Norman
85	Ben Wooster	TE	6-5	220	R-Fr.	Atlanta, GA	Gtr Atlanta Christian
86	Marshall Williams	WR	6-1	165	Fr.	Durham, NC	Riverside
87	Ted Randolph	TE	6-4	255	R-Fr.	Mocksville, NC	Davie County
88	Chip Brinkman*	WR	6-1	210	R-So.	Belleair, FL	Clearwater Central
89	John Tereshinski**	TE	6-3	240	R-Jr.	Athens, GA	Athens Academy
90	Jamil Smith***	DT	6-2	294	R-Sr.	Black Mountain, NC	Owen
92	Nick Jarvis**	LS	6-3	250	Jr.	Lexington, NC	North Davidson
93	Anthony Davis*	DE	6-5	240	R-So.	Columbia, SC	Spring Valley
94	Tripp Russell	LB	6-3	230	Fr.	Winston-Salem, NC	Mount Tabor
95	Zach Stukes**	DT	6-2	260	R-Jr.	Marietta, GA	Sprayberry
96	Boo Robinson	DT	6-2	325	R-Fr.	Monroe, LA	Richwood
97	Daniel Callahan***	TE	6-3	255	R-Sr.	Montclair, NJ	Montclair
98	Jeremy Thompson**	DE	6-5	250	Jr.	Charlotte, NC	Charlotte Christian
99	Michael Lockett	DT	6-0	260	R-Fr.	Tyrone, GA	Sandy Creek

**** Asterisks indicate number of varsity letters earned

Wake Forest Football Staff

Position	Name	Alma Mater	Years At Wake
Assistant HC/RBs/Ks	Billy Mitchell	East Carolina, 1972	6th
Defensive Coordinator/DBs	Dean Hood	Ohio Wesleyan, 1986	6th
Offensive Coordinator/OLs	Steed Lobotzke	Air Force, 1992	6th
Wide Receivers	%Tim Billings	Southeast Oklahoma State, 1980	1st
Fullbacks/Tight Ends	Tom Elrod	Wake Forest, 1997	11th*
Defensive Ends	Keith Henry	Catawba, 1989	6th
Linebackers	%Brad Lambert	Kansas State, 1987	6th
Defensive Tackles/Recruiting	%Ray McCartney	Guilford, 1980	6th
Quarterbacks	%Jeff Mullen	Wittenberg, 1990	6th
Assistant AD/Football	Bill Faircloth	Wake Forest, 1964	32nd*
Graduate Assistant (Off.)	Brandon Sarver	Georgia, 2003	4th
Graduate Assistant (Def.)	Jason Carter	Wake Forest, 2004	5th*

% seated in the pressbox during games // * Includes seasons as either a graduate assistant and/or student-athlete

Offensive Tackles (5)

61	Arby Jones***	R-Sr.
64	Jeff Griffin	R-Fr.
75	Steve Vallos***	R-Sr.
76	Joseph Birdsong	R-Fr.
78	Louis Frazier**	R-Jr.

Defensive Ends (7)

42	Matt Robinson**	R-Jr.
48	Bryan Andrews***	R-Sr.
51	John Russell	R-Fr.
54	Antonio Wilson*	R-So.
93	Anthony Davis*	R-So.
94	Tripp Russell	Fr.
98	Jeremy Thompson**	Jr.

Defensive Tackles (7)

50	Teddy Tomlin	Fr.
55	Jyles Tucker***	Sr.
58	Michael Carter	Fr.
90	Jamil Smith***	R-Sr.
95	Zach Stukes**	R-Jr.
96	Boo Robinson	R-Fr.
99	Michael Lockett	R-Fr.

Linebackers (12)

5	Jon Abbate**	R-Jr.
34	Pierre Easley***	R-Sr.
35	Lee Malchow	Fr.
41	Eric Berry*	R-So.
43	Stanley Arnoux*	R-So.
45	Mike Simmons*	Jr.
46	Matt Woodlief	Fr.
52	Dominique Midgett	R-Fr.
53	Joe Blackwell	So.
56	Hunter Haynes	Fr.
59	Aaron Curry*	R-So.
63	Andrew Conroy	So.

Cornerbacks (6)

2	Alphonso Smith*	R-So.
7	Riley Swanson***	R-Sr.
10	Kevin Patterson*	R-So.
12	Marcus Williams	Fr.
24	Channing Schofield	R-Fr.
29	Kerry Major*	R-So.

Safeties (8)


13	Johnny Edwards**	R-Jr.
20	Chip Vaughn*	R-So.
22	Josh Gattis***	R-Sr.
30	Patrick Ghee***	R-Sr.
32	Aaron Mason**	R-Jr.
36+	Jess Powell	Jr.
37	Alex Frye	Fr.
39	Chantz McClinic*	R-So.

Kickers (3)

20+	Jon Temple (PK)	Sr.
38	Sam Swank* (PK)	R-So.
40	Dan Caldwell (P)	Fr.

Long Snappers (2)

62	Greg Bechtel	Fr.
92	Nick Jarvis	Jr.



The Jim Grobe File

Born

Feb. 17, 1952 in Huntington, WV

Family

Wife - Holly

Sons - Matt (Melanie) and Ben

Grandchildren - Mackenzie, Cameron

Education

University of Virginia

1978 - M.Ed. in Guidance and Counseling

1975 - B.S. in Education

Ferrum Junior College

1972 - Associate of Science

Playing History

University of Virginia, 1973-74

Ferrum Junior College, 1971-72

As A Head Coach

Year	School	Record	Conf.	Bowl
2006	WFU	11-3	6-2	Orange
2005	WFU	4-7	3-5	
2004	WFU	4-7	1-7	
2003	WFU	5-7	3-5	
2002	WFU	7-6	3-5	Seattle
2001	WFU	6-5	3-5	
2000	Ohio	7-4	5-3	
1999	Ohio	5-6	5-3	
1998	Ohio	5-6	5-3	
1997	Ohio	8-3	6-2	
1996	Ohio	6-6	5-3	
1995	Ohio	2-8-1	1-6-1	
Career		70-68-1	46-47-1	
At Wake Forest		37-35	19-29	

As An Assistant Coach

Year	School	Record	Conf.	Bowl
1994	Air Force	8-4	6-2	
1993	Air Force	4-8	1-7	
1992	Air Force	7-5	4-4	Liberty
1991	Air Force	10-3	6-2	Liberty
1990	Air Force	7-5	3-4	Liberty
1989	Air Force	8-4-1	5-1-1	Liberty
1988	Air Force	5-7	3-6	
1987	Air Force	9-4	6-2	Freedom
1986	Air Force	6-5	6-2	
1985	Air Force	12-1	7-1	B'bonnet Ind'pen
1984	Air Force	8-4	4-3	
1983	Marshall	4-7	3-4	
1982	Marshall	3-8	1-6	
1981	Marshall	2-9	1-5	
1980	Marshall	2-8-1	0-5-1	
1979	Marshall	1-10	0-6	
1978	Emory & Henry	2-7	2-2	



Jim Grobe

Head Coach

6th Year At Wake Forest * Virginia, 1975

In his first five years at Wake Forest, Jim Grobe brought respectability back to the Demon Deacon football program. In his sixth year, Grobe brought an ACC Championship and a berth in the FedEx Orange Bowl.

Long regarded as a coach who "gets the most out of his talent," Grobe and his staff are now recognized as great coaches who coach great players.

And the accolades are pouring in.

In 2006, Grobe was the unanimous choice as the ACC's Coach of the Year in a vote by the league's media. He was selected as the National Coach of the Year by American Football Coaches Association, Bobby Dodd Foundation, the Associated Press, *The Sporting News* and *CBS Sportline.com*

In 2006, Grobe's Deacons broke nearly every school record imaginable and reached several milestones.

Consider:

- ▶ Wake Forest won only its second ACC title and its first since 1970.

- ▶ The Deacons won the ACC's Atlantic Division after being picked to finish last by the league's media in the preseason.

- ▶ With 11 wins, Wake Forest shattered the school record for most victories in a season. The previous record was eight (1944, 1979 and 1992).

- ▶ Wake Forest was the first team in history (out of 113) to go 6-0 in road games.

- ▶ Wake Forest was the most improved team in America, winning seven more games in 2006 than in 2005. The 2005 Deacons went 4-7 and the 2006 Deacons went 11-3.

- ▶ The Deacons was ranked in the AP top 25 for nine straight weeks, the longest stretch in history.

- ▶ Wake Forest swept its ACC Tobacco Road rivals for the first time since 1987.

- ▶ Wake beat Florida State in Tallahassee for the first time since 1959, NC State in Raleigh for the first time since 1984 and Maryland for the first since 1998.

It hasn't been easy.

Grobe was hired in December 2000 to take over a Demon Deacon football program long regarded as an afterthought in the ACC.

Grobe inherited a Wake Forest program that won only 38 games in the 1990's.

In six seasons, Grobe's teams have won 37 contests, earned two bowl berths and won an ACC Championship.

That is particularly impressive given the recent ACC expansion that introduced three nationally-prominent programs to the league.

Even with the rising level of play in the conference, making the ACC arguably the nation's best football league, Wake Forest has become even more competitive and successful.

Football observers have already recognized Grobe's efforts in transforming Wake Forest as one of the rising programs, not just in the ACC, but on a regional and national basis.

The levels of excitement and expectation surrounding Demon Deacon football have reached unprecedented heights. That is a tribute to Grobe and his staff who believe the best is yet to come.

Grobe, who turns 55 in February, has gained a national reputation as a builder of programs.

He came to Wake Forest after turning a struggling Ohio University program into a contender for the Mid-American Conference championship.

In the seasons before Grobe left his assistant's position at the Air Force Academy to become Ohio University's head coach, the Bobcats won 17 games. In the six years under Grobe, they won 33 and finished with winning records in the Mid-American Conference five straight seasons.

Grobe coached at Ohio for six years (1995-2000). After taking over the reigns of a program that went 0-11 and was ranked last among Division I-A programs in 1994, Grobe led the Bobcats to a cumulative six-year record of 33-33-1.

A 1975 University of Virginia graduate, Grobe gained valuable experience as an assistant to Fisher DeBerry at the Air Force Academy prior to going to Ohio. He served as linebackers coach from 1984 to 1994, during which the Falcons produced a record of 84-50 and appeared in seven bowl games.

Grobe was born on Feb. 17, 1952. A native of Huntington, W. Va., Grobe earned his undergraduate degree (B.S.) in education from Virginia in 1975 and earned a Master's degree in guidance and counseling in 1978.



Team Statistics

	WF	OPP
SCORING	302	215
Points Per Game	21.6	15.4
FIRST DOWNS	231	259
Rushing	120	90
Passing	95	150
Penalty	16	19
RUSHING YARDAGE	2099	1481
Yards gained rushing	2553	1864
Yards lost rushing	454	383
Rushing Attempts	542	475
Average Per Rush	3.9	3.1
Average Per Game	149.9	105.8
TDs Rushing	19	11
PASSING YARDAGE	2199	3034
Att-Comp	287-188	446-255
Average Per Pass	7.7	6.8
Average Per Catch	11.7	11.9
Average Per Game	157.1	216.7
TDs Passing	11	12
Interceptions	6	22
TOTAL OFFENSE	4298	4515
Total Plays	829	921
Average Per Play	5.2	4.9
Average Per Game	307.0	322.5
KICK RETURNS: #-YDS	35-701	46-1020
PUNT RETURNS: #-YDS	33-366	14-70
INT RETURNS: #-YDS	22-318	6-54
KICK RETURN AVG	20.0	22.2
PUNT RETURN AVG	11.1	5.0
INT RETURN AVG	14.5	9.0
FUMBLES-LOST	21-12	25-9
PENALTIES-YARDS	67-619	80-582
Average Per Game	44.2	41.6
PUNTS-YARDS	70-2887	68-2768
Average Per Punt	41.2	40.7
Net punt average	38.2	33.6
TIME OF POSS./GAME	30:08	29:52
3RD-DOWN CONV	60/171	64/185
3rd-Down Pct	35%	35%
4TH-DOWN CONV	4/6	11/19
4th-Down Pct	67%	58%
SACKS BY-YARDS	32-196	26-177
TOUCHDOWNS SCORED	33	25
FIELD GOALS-ATTEMPTS	23-31	14-23
RED-ZONE SCORES	88%	67%
RED-ZONE TDs	50%	42%
PAT-ATTEMPTS	100%	96%
ATTENDANCE	195091	326336
Games/Avg Per Game	6/32515	6/54389
Neutral Site Games		2/68660


SCORE BY QTR	1	2	3	4	I
Wake Forest	76	99	67	60	302
Opponents	44	71	33	67	215

Results (11-3, 6-2 ACC)

DATE	OPPONENT	SCORE	OVERALL	ACC	TIME	ATTEND
Sept 2	Syracuse	W, 20-10	1-0		3:00	34,141
Sept 9	Duke	W, 14-13	2-0	1-0	3:11	26,071
Sept 16	at Connecticut	W, 24-13	3-0		2:53	40,000
Sept 23	at Ole Miss	W, 27-3	4-0		2:35	52,079
Sept 30	Liberty	W, 34-14	5-0		2:44	29,623
Oct 7	#15 Clemson	L, 17-27	5-1	1-1	2:59	35,920
Oct 14	at NC State	W, 25-23	6-1	2-1	3:04	55,972
Oct 28	at North Carolina	W, 24-17	7-1	3-1	3:06	49,000
Nov 4	#16 Boston College	W, 21-14	8-1	4-1	3:10	32,633
Nov 11	at Florida State	W, 30-0	9-1	5-1	2:55	77,785
Nov 18	#19 Virginia Tech	L, 6-27	9-2	5-2	2:52	36,723
Nov 25	at Maryland	W, 38-24	10-2	6-2	3:12	51,500
Dec 2	#23 Georgia Tech	W, 9-6	11-2		3:20	62,850
Jan 2	#5 Louisville	L, 13-24	11-3		3:28	74,470

Defensive Statistics

DEFENSE	GP	Solo	Ast	Total	TFL/Yds	Sacks	Int-Yds	BrUp	FR	FF	Blk	Saf
5 Abbate, J	14	46	74	120	7.0-26	3.0-13	1-3	3	1-0	1	.	.
59 Curry, A	14	52	31	83	8.5-36	3.0-16	1-30	3	.	2	.	.
22 Gattis, J	14	49	33	82	5.5-8	.	5-0	8	1-0	1	.	.
43 Arnoux, S	14	32	37	69	7.0-19	.	1-0	.	3-0	1	.	.
30 Ghee, P	14	41	26	67	1.0-1	.	3-68	1	1-0	.	.	.
7 Swanson, R	14	36	17	53	2.0-4	.	4-32	14
2 Smith, A	14	37	11	48	8.5-41	4.0-30	3-23	8	.	1	1	.
10 Patterson, K	14	34	10	44	2.5-8	0.5-4	2-62	7	1-0	1	.	.
95 Stukes, Z	14	20	22	42	4.0-16	2.5-13	.	1
9 Vaughn, C	14	33	8	41	1.0-1	.	.	2	.	.	1	.
55 Tucker, J	14	19	16	35	6.5-35	6.0-34	.	3	1-0	.	.	.
96 Robinson, B	14	15	20	35	2.5-9	2.5-9	1-14	1
98 Thompson, J	14	15	15	30	4.5-17	1.0-9	1-86	3
41 Berry, E	14	16	10	26	4.0-22	3.0-21	.	.	.	2	.	.
48 Andrews, B	13	15	11	26	8.5-52	4.5-38
34 Easley, P	13	8	14	22	1.0-1
51 Russell, J	13	12	7	19	2.0-7	1.0-3
93 Davis, A	14	6	4	10	1-0	.	.	.
29 Major, K	14	6	4	10	.	.	.	1
90 Smith, J	14	4	6	10	1.0-6	1.0-6
45 Simmons, M	14	6	3	9
39 McClinic, C	12	3	3	6
52 Midgett, D	14	2	2	4
32 Mason, A	9	3	1	4
89 Tereshinski, J	14	3	.	3
24 Schofield, C	11	1	2	3	1	.	.
84 Selmon, Z	14	2	.	2
54 Wilson, A	5	2	.	2
83 Morton, N	14	2	.	2
49 McWhite, D	14	.	1	1
82 Idlette, W	14	1	.	1
TM TEAM	11	1	.	1	1
87 Randolph, T	5	.	1	1
Total.....	14	522	389	911	77-309	32-196	22-318	57	9-0	10	2	1
Opponents.....	14	520	407	927	106.0-434	26-177	6-54	22	12-114	16	.	.



2006 Season In Review

Individual Statistics

RUSHING	GP	Att	Gain	Loss	Net	Avg	TD	Long	Avg/G
Moore, K	14	105	577	70	507	4.8	2	37	36.2
Harris, K	11	78	416	23	393	5.0	6	41	35.7
Bryant, D	11	84	361	25	336	4.0	3	19	30.5
Andrews, M	3	58	279	23	256	4.4	2	23	85.3
Belton, R	14	51	231	4	227	4.5	3	33	16.2
Marion, K	12	23	233	23	210	9.1	1	81	17.5
Idlette, W	14	25	147	22	125	5.0	1	30	8.9
Woods, T	8	32	96	38	58	1.8	0	23	7.2
Morton, N	14	6	28	0	28	4.7	0	8	2.0
McWhite, D	14	8	24	0	24	3.0	0	8	1.7
Rinfrette, M	12	6	19	1	18	3.0	1	6	1.5
Mauk, B	1	7	26	20	6	0.9	0	16	6.0
TEAM	11	6	0	8	-8	-1.3	0	0	-0.7
Temple, J	14	1	0	10	-10	-10.0	0	0	-0.7
Skinner, R	14	52	116	187	-71	-1.4	0	12	-5.1
Total.....	14	542	2553	454	2099	3.9	19	81	149.9
Opponents.....	14	475	1864	383	1481	3.1	11	72	105.8

PASSING	G	Effic	C-A	Int	Pct	Yds	TD	Lng	Avg/G
Skinner, R	14	139.61	171-260	5	65.8	2051	9	59	146.5
Mauk, B	1	114.86	14-21	1	66.7	105	1	17	105.0
Morton, N	14	147.40	1-4	0	25.0	19	1	19	1.4
Hodges, B	3	200.80	2-2	0	100.0	24	0	12	8.0
Total.....	14	138.33	188-287	6	65.5	2199	11	59	157.1
Opponents.....	14	113.33	255-446	22	57.2	3034	12	53	216.7

RECEIVING	G	No.	Yds	Avg	TD	Long	Avg/G
Morton, N	14	38	617	16.2	4	59	44.1
Idlette, W	14	37	511	13.8	3	58	36.5
Moore, K	14	32	314	9.8	1	39	22.4
Tereshinski, J	14	16	201	12.6	2	39	14.4
Andrews, M	3	12	100	8.3	0	22	33.3
Belton, R	14	12	80	6.7	0	28	5.7
Selmon, Z	14	11	134	12.2	0	21	9.6
Marion, K	12	10	117	11.7	0	23	9.8
Bryant, D	11	6	38	6.3	0	10	3.5
Woods, T	8	5	28	5.6	0	21	3.5
Harris, K	11	5	6	1.2	0	8	0.5
Rinfrette, M	12	2	22	11.0	0	18	1.8
Skinner, R	14	1	19	19.0	1	19	1.4
Brinkman, C	4	1	12	12.0	0	12	3.0
Total.....	14	188	2199	11.7	11	59	157.1
Opponents.....	14	255	3034	11.9	12	53	216.7

TOTAL OFFENSE	G	Plays	Rush	Pass	Total	Avg/G
Skinner, R	14	312	-71	2051	1980	141.4
Moore, K	14	105	507	0	507	36.2
Harris, K	11	78	393	0	393	35.7
Bryant, D	11	84	336	0	336	30.5
Andrews, M	3	58	256	0	256	85.3
Belton, R	14	51	227	0	227	16.2
Marion, K	12	23	210	0	210	17.5
Idlette, W	14	25	125	0	125	8.9
Mauk, B	1	28	6	105	111	111.0
Woods, T	8	32	58	0	58	7.2
Morton, N	14	10	28	19	47	3.4
Hodges, B	3	2	0	24	24	8.0
McWhite, D	14	8	24	0	24	1.7
Total.....	14	829	2099	2199	4298	307.0
Opponents.....	14	921	1481	3034	4515	322.5

FIELD GOALS

	FGM-A	Pct	1-19	20-29	30-39	40-49	50-99	Lg	Blk
Swank, S	23-31	74.2	1-1	7-7	5-7	5-9	5-7	53	0

SCORING

	TD	FGs	Kick	Rush	Rcv	Pass	DXP	Saf	Points
Swank, S	0	23-31	33-33	0-0	0	0-0	0	0	102
Harris, K	6	0-0	0-0	0-0	0	0-0	0	0	36
Idlette, W	4	0-0	0-0	0-0	0	0-0	0	0	24
Morton, N	4	0-0	0-0	0-0	0	0-0	0	0	24
Bryant, D	3	0-0	0-0	0-0	0	0-0	0	0	18
Belton, R	3	0-0	0-0	0-0	0	0-0	0	0	18
Moore, K	3	0-0	0-0	0-0	0	0-0	0	0	18
Tereshinski, J	2	0-0	0-0	0-0	0	0-0	0	0	12
Andrews, M	2	0-0	0-0	0-0	0	0-0	0	0	12
Marion, K	1	0-0	0-0	0-0	0	0-0	0	0	6
Patterson, K	1	0-0	0-0	0-0	0	0-0	0	0	6
Smith, A	1	0-0	0-0	0-0	0	0-0	0	0	6
Rinfrette, M	1	0-0	0-0	0-0	0	0-0	0	0	6
Skinner, R	1	0-0	0-0	0-0	0	0-0	0	0	6
Thompson, J	1	0-0	0-0	0-0	0	0-0	0	0	6
TEAM	0	0-0	0-0	0-0	0	0-0	0	1	2
Total.....	33	23-31	33-33	0-0	0	0-0	0	1	302
Opponents.....	25	14-23	23-24	0-0	0	0-1	0	0	215

INTERCEPTIONS

	No.	Yds	Avg	TD	Long
Gattis, J	5	0	0.0	0	0
Swanson, R	4	32	8.0	0	30
Ghee, P	3	68	22.7	0	43
Smith, A	3	23	7.7	0	10
Patterson, K	2	62	31.0	1	48
Curry, A	1	30	30.0	0	30
Abbate, J	1	3	3.0	0	3
Robinson, B	1	14	14.0	0	14
Thompson, J	1	86	86.0	1	86
Arnoux, S	1	0	0.0	0	0
Total.....	22	318	14.5	2	86
Opponents.....	6	54	9.0	0	21

PUNT RETURNS

	No.	Yds	Avg	TD	Long
Idlette, W	22	202	9.2	0	35
Moore, K	10	130	13.0	0	31
Smith, A	1	34	34.0	1	16
Total.....	33	366	11.1	1	35
Opponents.....	14	70	5.0	0	33

KICK RETURNS

	No.	Yds	Avg	TD	Long
Marion, K	22	490	22.3	0	93
Smith, A	5	115	23.0	0	31
Belton, R	2	18	9.0	0	10
Hollis, W	2	18	9.0	0	9
Idlette, W	2	35	17.5	0	23
Vaughn, C	1	9	9.0	0	9
Harris, K	1	16	16.0	0	16
Total.....	35	701	20.0	0	93
Opponents.....	46	1020	22.2	0	55

PUNTING

	No.	Yds	Avg	Long	TB	FC	I20	Blkd
Swank, S	70	2887	41.2	86	7	23	19	0
Opponents.....	68	2768	40.7	63	6	8	12	1

KICKOFFS

	No.	Yds	Avg	TB	OB	Retn	Net	YdLn
Swank, S	70	4233	60.5	22	1	1020	39.6	25
Opponents.....	54	3076	57.0	15	3	701	38.4	26



Team Game-By-Game

Category	SYR	DUKE	UCONN	MISS	LIB	CLEM	NCST	UNC	BC	FSU	VT	MD	GT	LOU
Total Offense	363 136	292 367	209 324	283 237	438 301	219 428	266 334	289 370	280 430	307 139	257 344	421 376	292 272	382 457
Plays	72 49	53 71	54 79	58 71	59 61	55 69	51 65	48 70	51 82	66 51	62 55	70 59	68 67	62 72
Rushing Yds.	245 91	57 62	99 127	240 26	196 85	31 214	142 134	200 134	160 28	169 26	62 92	296 194	91 143	111 125
Passing Yds.	118 45	235 305	110 197	43 211	242 216	188 214	124 200	89 236	120 402	138 113	195 252	125 182	201 129	271 332
Passes C-A-I	15-23-1 6-19-0	22-29-0 21-32-0	7-16-0 19-32-2	4-5-0 21-40-1	15-23-0 17-29-1	19-24-1 20-30-3	9-14-0 21-37-1	7-8-0 19-30-2	15-24-2 40-57-2	13-20-0 9-28-4	17-30-0 14-22-1	10-13-1 14-26-3	14-25-0 9-29-2	21-33-1 25-35-0
Comp. Pct.	65.2 31.6	75.9 65.6	43.7 59.4	80.0 52.5	65.2 58.6	79.1 66.7	64.3 56.8	87.5 63.3	62.5 70.2	65.0 32.1	56.7 63.6	76.9 53.8	56.0 31.0	63.6 71.4
1st Downs	21 11	14 24	11 22	18 19	23 15	15 23	13 21	15 18	14 23	18 9	13 14	22 19	16 18	18 23
Field Goals	2-3 1-1	0-2 2-4	1-1 0-1	2-2 1-2	2-2 0-0	1-1 2-3	3-4 1-2	1-1 1-1	0-1 0-1	3-4 0-1	2-2 2-2	1-1 1-1	3-4 2-2	2-3 1-2
Punting	5-168 8-344	5-260 4-149	7-299 6-236	3-111 6-230	3-139 7-313	5-219 2-68	4-176 3-120	4-145 3-82	5-213 4-154	6-244 9-400	8-318 5-222	3-104 2-64	7-298 5-250	5-193 4-136
Time of Poss.	35:09 24:51	25:37 34:33	27:18 32:42	29:03 30:57	28:46 31:14	28:23 31:37	31:56 28:04	28:34 31:26	24:53 35:07	35:43 24:17	29:44 30:16	35:13 24:47	34:12 25:48	27:36 32:24
3rd Downs	8-15 2-12	5-12 5-12	2-10 5-16	7-12 4-14	4-10 6-14	2-11 4-12	4-12 6-12	5-10 5-14	3-10 8-17	3-14 1-13	4-16 4-12	5-11 4-9	4-16 5-15	4-12 5-13
Avg. Starting Field Position	35 26	26 30	30 35	39 22	30 21	49 20	28 30	24 24	29 28	39 23	21 30	35 32	28 24	31 22
Turnovers	2 1	2 2	1 3	1 1	1 1	4 4	0 1	0 3	2 3	0 4	1 1	1 3	0 2	3 2
Pts. Off TO's	0 0	0 3	7 0	7 0	3 0	10 20	0 0	7 0	0 0	17 0	0 7	7 0	3 0	0 0
Penalties	2-25 1-5	9-90 10-52	6-50 4-25	5-34 5-28	5-44 9-91	4-45 6-47	7-60 5-35	5-35 3-15	3-20 10-70	4-40 9-69	3-27 6-65	4-34 5-30	7-85 6-45	3-30 1-5
Punt Returns	3-53 0-0	2-(-2) 1-0	3-42 1-33	6-64 1(-9)	3-61 1-7	1-0 0-0	3-30 2-14	2-39 0-0	2-17 2-11	1-12 0-0	2-24 1(-2)	0-0 1-3	2-18 3-15	3-8 1(-2)
Kickoff Returns	1-23 3-57	2-35 2-54	2-28 4-115	1-19 4-61	2-57 6-125	6-138 0-0	4-84 3-55	0-0 5-34	3-67 4-99	1-12 5-120	3-54 2-79	4-68 6-132	3-78 2-38	3-38 2-31
Sacks By Defense	2-22 4-23	2-12 1-6	5-30 4-36	5-32 0-0	3-10 1-7	0-0 4-27	0-0 1-7	1-3 1-8	4-33 0-0	5-28 1-5	1-5 1-10	1-4 0-0	1-3 4-27	2-14 4-21

Wake Forest totals on top; opponents on bottom

Game-By-Game Starters

	SYR	DUKE	UCONN	MISS	LIB	CLEM	NCST	UNC	BC	FSU	VT	MD	GT	LOU
Offense														
QB	Mauk	Skinner	Skinner	Skinner	Skinner	Skinner	Skinner	Skinner	Skinner	Skinner	Skinner	Skinner	Skinner	Skinner
FB	--	Belton	Belton	Belton	Belton	Belton	--	Belton	--	Belton	--	--	--	Belton
RB	Andrews	Andrews	Andrews	Bryant	Bryant	Bryant	Harris	Harris	Moore	Moore	Bryant	Moore	Moore	Moore
WR	Moore	Moore	Moore	Moore	Moore	McWhite (FB)	Moore	Moore	Morton	Morton	Morton	Morton	Morton	Morton
WR	Idlette	Idlette	Idlette	--	Morton	--	Idlette	Idlette	Marion	Idlette	Idlette	Idlette	Idlette	Idlette
TE	Selmon	Selmon	Selmon	Selmon	Selmon	Selmon	Marion (WR)	Marion (WR)	Idlette (WR)	Selmon	Marion (WR)	Marion	Selmon	Selmon
TE	Tereshinski	--	--	Tereshinski	--	Tereshinski	Selmon	--	Selmon	--	Selmon	Tereshinski	Tereshinski	Selmon
LT	Jones	Jones	Jones	Vallos	Vallos	Vallos	Vallos	Vallos	Vallos	Vallos	Vallos	Vallos	Jones	Jones
LG	Frazier	Frazier	Frazier	Frazier	Frazier	Frazier	Frazier	Frazier	Frazier	Frazier	Frazier	Frazier	Frazier	Frazier
C	Justice	Justice	Justice	Justice	Justice	Justice	Justice	Justice	Justice	Justice	Justice	Justice	Justice	Justice
RG	DeGeare	DeGeare	DeGeare	DeGeare	DeGeare	DeGeare	DeGeare	DeGeare	DeGeare	DeGeare	DeGeare	DeGeare	DeGeare	DeGeare
RT	Vallos	Vallos	Vallos	Griffin	Griffin	Griffin	Griffin	Griffin	Griffin	Griffin	Griffin	Griffin	Vallos	Vallos
Defense														
DE	Tucker	Tucker	Tucker	Tucker	Tucker	Tucker	Tucker	Tucker	Tucker	Tucker	Tucker	Tucker	Tucker	Tucker
NG	J. Smith	J. Smith	J. Smith	J. Smith	J. Smith	J. Smith	J. Smith	J. Smith	J. Smith	J. Smith	J. Smith	J. Smith	J. Smith	J. Smith
DT	Stukes	Stukes	Stukes	Stukes	Stukes	Stukes	Stukes	Stukes	Stukes	Stukes	Stukes	B. Robinson	Stukes	J. Russell
DE	Andrews	Andrews	Andrews	Andrews	Thompson	Thompson	Thompson	Thompson	Thompson	Thompson	Thompson	Davis	Thompson	Davis
OLB	Curry	Curry	Curry	Curry	Curry	Curry	Curry	Curry	Curry	Curry	Curry	Curry	Curry	Curry
MLB	Abbate	Abbate	Abbate	Abbate	Abbate	Abbate	Abbate	Abbate	Abbate	Berry	Abbate	Abbate	Abbate	Abbate
OLB	Arnoux	Arnoux	Arnoux	Arnoux	Arnoux	Arnoux	Easley	Arnoux	Arnoux	Arnoux	Arnoux	Arnoux	Arnoux	Arnoux
CB	A. Smith	A. Smith	A. Smith	Patterson	Patterson	Patterson	Patterson	Patterson	Patterson	Patterson	Patterson	Patterson	Patterson	Patterson
CB	Swanson	Swanson	Swanson	Swanson	Swanson	Swanson	Swanson	Swanson	Swanson	Swanson	Swanson	Swanson	Swanson	Swanson
SS	Ghee	Ghee	Ghee	Ghee	Ghee	Ghee	Ghee	Ghee	Ghee	Ghee	Ghee	Ghee	Ghee	Ghee
FS	Gattis	Gattis	Gattis	Gattis	Gattis	Gattis	Gattis	Gattis	Gattis	Vaughn	Gattis	Gattis	Gattis	Gattis



2006 Season In Review

RUSHING	Andrews	Bryant	Harris	Woods	Belton	Skinner	Idlette	Moore	Marion
Opponent	Car-Yds-TD	Car-Yds-TD	Car-Yds-TD	Car-Yds-TD	Car-Yds-TD	Car-Yds-TD	Car-Yds-TD	Car-Yds-TD	Car-Yds-TD
Syracuse	20-142-0	13-62-1	4-27-0	DNP	2-9-0	2-(-1)-0	0-0-0	0-0-0	0-0-0
Duke	17-41-1	1-1-0	0-0-0	0-0-0	1-4-0	5-11-0	0-0-0	0-0-0	DNP
Connecticut	21-73-1	0-0-0	3-39-0	DNP	1-6-1	10-(-42)-0	2-24-0	0-0-0	DNP
Ole Miss	DNP	22-105-1	12-55-1	3-13-0	4-31-0	1-(-11)-0	1-5-0	2-10-0	1-12-0
Liberty	DNP	13-61-1	8-77-2	6-15-0	2-8-0	4-15-0	0-0-0	1-8-0	0-0-0
Clemson	DNP	a5-6-0	12-50-0	2-0-0	1-3-0	6-(-25)-0	0-0-0	0-0-0	2-4-0
NC State	DNP	0-0-0	22-65-1	DNP	9-26-0	1-(-7)-0	1-8-0	3-53-0	0-0-0
North Carolina	DNP	15-58-0	3-31-0	2-5-0	10-36-0	4-8-0	3-29-0	1-34-1	1-(-5)-0
Boston College	DNP	DNP	DNP	DNP	3-5-0	1-4-0	1-9-1	19-46-0	2-91-1
Florida State	DNP	3-1-0	DNP	5-(-10)-0	3-36-1	1-(-5)-0	3-21-0	24-80-0	3-36-0
Virginia Tech	DNP	0-0-0	1-7-0	14-35-0	5-9-0	4-(-1)-0	5-20-0	0-0-0	3-(-8)-0
Maryland	DNP	0-0-0	13-42-2	DNP	4-6-1	4-30-0	1-1-0	27-165-1	4-43-0
Georgia Tech	DNP	9-19-0	0-0-0	DNP	1-2-0	5-(-26)-0	6-35-0	16-38-0	4-20-0
Louisville	DNP	3-23-0	0-0-0	DNP	5-46-0	4-(-21)-0	2-(-27)-0	12-73-0	3-17-0

PASSING	Mauk	Skinner	Hodges
Opponent	C-A-Yds-TD-Int	C-A-Yds-TD-Int	C-A-Yds-TD-Int
Syracuse	14-21-105-1-1	1-1-13-0-0	DNP
Duke	DNP	22-29-235-1-0	DNP
Connecticut	DNP	7-16-110-0-0	DNP
Ole Miss	DNP	4-5-43-0-0	DNP
Liberty	DNP	13-21-218-1-0	2-2-24-0-0
Clemson	DNP	18-23-169-1-1	DNP
NC State	DNP	9-14-124-1-0	DNP
North Carolina	DNP	7-8-89-1-0	DNP
Boston College	DNP	15-23-1-2	DNP
Florida State	DNP	13-19-1-0	0-0-0-0-0
Virginia Tech	DNP	17-30-195-0-0	DNP
Maryland	DNP	10-13-125-1-1	DNP
Georgia Tech	DNP	14-25-201-0-0	DNP
Louisville	DNP	21-33-271-1-1	DNP

PUNTING	Swank
Opponent	Att-Avg-20
Syracuse	5-33.6-3
Duke	5-52.0-1
Connecticut	7-42.7-1
Ole Miss	3-37.0-1
Liberty	3-46.3-1
Clemson	5-43.8-4
NC State	4-44.0-1
North Carolina	4-36.3-0
Boston College	5-42.6-2
Florida State	6-40.7-2
Virginia Tech	8-39.8-0
Maryland	3-34.7-0
Georgia Tech	7-42.6-1
Louisville	5-38.6-2

FIELD GOALS	Swank
Opponent	Yds-Att
Syracuse	(22)-51-(40)
Duke	51-38
Connecticut	(43)
Ole Miss	(38)-(26)
Liberty	(52)-(37)
Clemson	(22)
NC State	(51)-(53)-49-(53)
North Carolina	(41)
Boston College	43
Florida State	(20)-(25)-(51)-38
Virginia Tech	(47)-(22)
Maryland	(36)
Georgia Tech	45-(19)-(33)-(22)
Louisville	(44)-47-(36)

Numbers in parentheses indicate field goal was made.

RECEIVING	Idlette	Morton	Moore	Marion	Andrews	Belton	Tereshinski	Selmon
Opponent	Rec-Yds-TD	Rec-Yds-TD	Rec-Yds-TD	Rec-Yds-TD	Rec-Yds-TD	Rec-Yds-TD	Rec-Yds-TD	Rec-Yds-TD
Syracuse	4-41-1	0-0-0	1-9-0	1-7-0	4-31-0	2-15-0	2-9-0	1-6-0
Duke	4-68-0	2-18-0	6-61-0	DNP	6-58-0	1-4-0	1-5-1	1-21-0
Connecticut	2-38-0	0-0-0	1-34-0	DNP	2-11-0	0-0-0	0-0-0	2-27-0
Ole Miss	0-0-0	0-0-0	0-0-0	0-0-0	DNP	1-28-0	1-7-0	0-0-0
Liberty	0-0-0	6-127-1	0-0-0	1-12-0	DNP	0-0-0	2-31-0	2-34-0
Clemson	3-38-1	4-64-0	2-18-0	1-(-4)-0	DNP	1-11-0	3-29-0	1-5-0
NC State	0-0-0	1-57-1	1-12-0	1-16-0	DNP	2-7-0	0-0-0	2-30-0
North Carolina	1-7-0	0-0-0	6-82-1	0-0-0	DNP	0-0-0	0-0-0	0-0-0
Boston College	3-21-0	7-94-1	4-2-0	0-0-0	DNP	1-3-0	0-0-0	0-0-0
Florida State	3-11-0	3-50-0	5-35-0	0-0-0	DNP	0-0-0	2-42-1	0-0-0
Virginia Tech	4-59-0	5-94-0	0-0-0	1-5-0	DNP	1-8-0	0-0-0	1-6-0
Maryland	4-64-1	2-11-0	3-33-0	0-0-0	DNP	0-0-0	1-17-0	0-0-0
Georgia Tech	3-73-0	4-40-0	1-3-0	1-18-0	DNP	2-5-0	1-39-0	1-5-0
Louisville	6-91-0	4-62-1	2-25-0	4-63-0	DNP	1-(-1)-0	3-22-0	0-0-0

RETURNS	Idlette (KO)	A. Smith (KO)	Idlette (PR)	Harris (KR)	Moore (PR)	Marion (KR)
Opponent	No-Yds-Avg	No-Yds-Avg	No-Yds-Avg	No-Yds-Avg	No-Yds-Avg	No-Yds-Avg
Syracuse	1-23-23.0	0-0-0	3-53-17.7	0-0-0	0-0-0	0-0-0
Duke	0-0-0	2-35-17.5	2-(-2)-(-1)	0-0-0	0-0-0	0-0-0
Connecticut	1-12-12.0	0-0-0	1-11-11.0	1-16-16.0	2-31-15.5	0-0-0
Ole Miss	0-0-0	1-19-19.0	3-30-10.0	0-0-0	3-34-11.3	0-0-0
Liberty	0-0-0	0-0-0	2-48-24.0	0-0-0	1-13-13.0	2-57-28.5
Clemson	0-0-0	0-0-0	1-0-0.0	0-0-0	0-0-0	1-93-93.0
NC State	0-0-0	0-0-0	2-17-8.5	0-0-0	1-13-13.0	4-84-21.0
North Carolina	0-0-0	0-0-0	0-0-0	0-0-0	1-5-5.0	0-0-0
Boston College	0-0-0	0-0-0	2-17-8.5	DNP	0-0-0	3-67-22.3
Florida State	0-0-0	0-0-0	1-12-12.0	DNP	0-0-0	1-12-12.0
Virginia Tech	0-0-0	0-0-0	1-7-7.0	0-0-0	1-17-17.0	3-54-18.0
Maryland	0-0-0	0-0-0	0-0-0	0-0-0	0-0-0	4-68-17.0
Georgia Tech	0-0-0	2-61-30.5	1-1-1.0	0-0-0	1-17-17.0	1-17-17.0
Louisville	0-0-0	0-0-0	3-8-2.7	0-0-0	0-0-0	3-38-12.7



TACKLES	#2 Smith	#5 Abbate	#7 Swanson	#9 Vaughn	#10 Patterson	#22 Gattis
Opponent	UT-AT-Tot-Other	UT-AT-Tot-Other	UT-AT-Tot-Other	UT-AT-Tot-Other	UT-AT-Tot-Other	UT-AT-Tot-Other
Syracuse	0-1-1-2 PBU	1-6-7-0	1-1-2-5-0	0-1-1-1 PBU	1-1-2-0	3-5-8-0
Duke	2-0-2-2 PBU	3-8-11-1.5 TFL, 0.5 Sack	2-2-4-1 PBU	3-0-3-1 PBU, 1 BLK	4-0-4-1 PBU	2-1-3-1.5 TFL, 2 PBU
Connecticut	5-2-7-1.5 TFL	3-7-10-1 TFL, 1 Sack, 1 PBU	1-2-3-1 INT	2-0-2-0	2-3-5-0.5 TFL, 0.5 Sack	3-3-6-0
Ole Miss	3-0-3-0	0-2-2-0	0-2-2-1 PBU	3-0-3-0	3-0-3-1 TFL	5-1-6-0.5 TFL, 1 PBU
Liberty	3-1-4-2 TFL	2-4-6-5 TFL, 1 PBU, 5 Sack	1-0-1, 1 TFL, 1 INT, 1 PBU	3-1-4-0	4-0-4-1 PBU	3-1-4-0
Clemson	0-0-0-0	6-6-12-0	4-1-5-0	3-0-3-0	2-2-4-1 INT, 1 PBU	2-2-4-1 INT
NC State	2-1-3-1 PBU	3-4-7-1 PBU	5-1-6-1 TFL, 1 PBU	4-1-5-0	2-2-4-0	5-2-7-1 TFL, FF, INT
North Carolina	4-0-4-Blk, TD	5-2-7-1 INT	4-0-4-1 PBU	2-0-2-0	4-0-4-0	9-4-13-FR, INT
Boston College	2-2-4-1 Sack, 1 TFL	5-8-13-1 TFL, 1 FF	5-2-7-2 PBU	4-0-4-0	3-0-3-1 PBU	5-1-6-TFL, INT, PBU
Florida State	5-0-5-TFL, Sack, INT	0-0-0-0	4-3-7-1 PBU	1-0-1-0	1-0-1-1 INT, TD	2-0-2-TFL, PBU
Virginia Tech	2-1-3-1 PBU	5-1-6-0	1-2-3-0	1-2-3-0	1-1-2-0	4-1-5-0.5 TFL, INT
Maryland	4-0-4-2 INT, FF, Sack, TFL, PBU	1-8-9-0	2-1-3-INT, PBU	3-1-4-1 TFL	2-0-2-0	3-3-6-0
Georgia Tech	3-1-4-1 TFL	11-4-15-2 TFL, 1 Sack	4-0-4-INT, 3 PBU	2-2-4-1 PBU	0-1-1-2 PBU	1-2-3-1 PBU
Louisville	2-1-3-TFL, Sack, PBU	4-11-15-TFL, FR	2-0-2-2 PBU	2-0-2	5-0-5- TFL, FF, FR, PBU	4-5-9 PBU

TACKLES	#29 Major	#30 Ghee	#34 Easley	#39 McClinic	#41 Berry	#43 Arnoux
Opponent	UT-AT-Tot-Other	UT-AT-Tot-Other	UT-AT-Tot-Other	UT-AT-Tot-Other	UT-AT-Tot-Other	UT-AT-Tot-Other
Syracuse	0-0-0-0	1-2-3-1 PBU	2-2-4-0	1-0-1-0	0-0-0-0	1-4-5-1 FR
Duke	0-0-0-0	3-3-6-1 FR	0-1-1-0	0-1-1-0	0-0-0-0	5-1-6-1 TFL, 1 FR
Connecticut	0-0-0-0	3-7-10-0	1-3-4-0	0-0-0-0	0-3-3-0	1-5-6-1 FR
Ole Miss	0-0-0-0	4-1-5-1 INT, Ret 43 yd	0-0-0-0	1-1-2-0	7-1-8-1 TFL, 1 FF, 1 Sack	1-1-2-0
Liberty	2-0-2-0	2-0-2-0	1-1-2-1 TFL	0-0-0-0	0-0-0-0	1-3-4-0
Clemson	0-1-1-0	3-2-5-1 INT	1-2-3-0	0-0-0-0	0-1-1-0	4-1-5-1 TFL
NC State	1-0-1-0	2-1-3-0	1-0-1-0	0-0-0-0	1-0-1-0	2-1-3-1 TFL
North Carolina	0-0-0-0	5-0-5-0	0-1-1-0	1-0-1-0	0-0-0-0	2-2-4-FF
Boston College	1-1-2-0	4-2-6-1 INT	2-1-3-0	DNP	2-1-3-Sack, TFL, FF	4-6-10-1 TFL
Florida State	1-1-2-PBU	0-0-0-0	0-0-0-0	0-0-0-0	2-2-4-TFL	1-1-2-INT
Virginia Tech	0-1-1-0	3-0-3-0	0-2-2-0	0-0-0-0	1-1-2-1 TFL, 1 Sack	6-1-7-1.5 TFL
Maryland	0-0-0-0	2-3-5-0	DNP	0-1-1-0	0-0-0-0	2-5-7-1 TFL
Georgia Tech	0-0-0-0	4-1-5-1 TFL	0-0-0-0	0-0-0-0	0-1-1-0	1-5-6-0.5 TFL
Louisville	0-0-0-0	6-3-9-0	0-1-1	0-0-0-0	0-0-0-0	1-1-2-0

TACKLES	#45 Simmons	#48 Andrews	#51 Russell	#52 Midgette	#55 Tucker	#58 Carter
Opponent	UT-AT-Tot-Other	UT-AT-Tot-Other	UT-AT-Tot-Other	UT-AT-Tot-Other	UT-AT-Tot-Other	UT-AT-Tot-Other
Syracuse	1-0-1-0	3-1-4-2 TFL, 2 Sack	DNP	0-0-0-0	0-2-2-0	DNP
Duke	0-0-0-0	1-2-3-1.5 TFL	0-0-0-0	0-0-0-0	1-2-3-0	DNP
Connecticut	1-0-1-0	2-4-6-2.5 TFL, 0.5 Sack	1-1-2	0-0-0-0	1-3-4-1 TFL, 1 PBU, 1 Sack	DNP
Ole Miss	0-1-1-0	1-0-1-1 TFL, 1 Sack	1-0-1-1 TFL	0-0-0-0	0-0-0-0	DNP
Liberty	1-0-1-0	0-0-0-0	1-2-3-0	1-1-2-0	4-2-6-1 TFL, 1 Sack	DNP
Clemson	0-0-0-0	2-1-3-0	1-0-1-0	0-0-0-0	1-0-1-0	DNP
NC State	0-0-0-0	0-0-0-0	1-0-1-0	0-0-0-0	1-0-1-2 PBU	DNP
North Carolina	0-1-1-0	1-0-1-0	2-0-2-0	0-0-0-0	3-0-3-1 TFL, 1 Sack	DNP
Boston College	0-0-0-0	2-1-3-0.5 TFL	0-0-0-0	1-0-1-0	2-0-2-2 Sack, 2 TFL, FR	DNP
Florida State	0-0-0-0	DNP	3-0-3-TFL, Sack	0-1-1-0	1-0-1-TFL, Sack	DNP
Virginia Tech	0-0-0-0	1-1-2-0	0-0-0-0	0-0-0-0	1-1-2-0	DNP
Maryland	3-0-3-0	0-0-0-0	0-0-0-0	0-0-0-0	0-3-3-0	DNP
Georgia Tech	0-1-1-0	0-1-1-0	3-1-4-0	0-0-0-0	2-2-4-0.5 TFL	DNP
Louisville	0-0-0-0	1-1-2-TFL, Sack	1-1-2	0-0-0-0	3-0-3-0	DNP

TACKLES	#59 Curry	#90 Smith	#93 Davis	#95 Stukes	#96 Robinson	#98 Thompson
Opponent	UT-AT-Tot-Other	UT-AT-Tot-Other	UT-AT-Tot-Other	UT-AT-Tot-Other	UT-AT-Tot-Other	UT-AT-Tot-Other
Syracuse	2-2-4-1 TFL	0-1-1-0	0-1-1-0	3-1-4-1 TFL	0-0-0-0	1-1-2-1 TFL
Duke	4-2-6-0	0-1-1-0	1-0-1-0	4-3-7-0	1-2-3-0.5 TFL, 0.5 Sack	2-0-2-2 TFL, 1 Sack
Connecticut	7-1-8-2 TFL, 1 FF, 2 Sack	0-1-1-0	0-0-0-0	0-1-1-0	2-2-4-0	1-1-2-0.5 TFL, 1 INT
Ole Miss	4-1-5-1 TFL, 1 Sack	0-0-0-0	1-1-2-0	2-1-3-1.5 TFL, 1 PBU, 1 Sack	2-2-4-1 TFL, 1 Sack	0-1-1-0
Liberty	1-3-4-0	1-0-1-0	1-1-2-0	1-2-3-0.5 TFL, 0.5 Sack	1-1-2, 1 TFL, 1 Sack	2-3-5, 1 PBU
Clemson	5-4-9-1 PBU	1-1-2-0	0-0-0-1 FR	1-2-3-0	1-2-3-0	0-2-2-0
NC State	5-4-9-1 TFL, 1 PBU	0-0-0-0	0-0-0-0	1-0-1-0	2-0-2-0	0-0-0-1 PBU
North Carolina	6-0-6-2 TFL	0-0-0-0	0-0-0-0	1-1-2-0	1-2-3-0	5-0-5-0
Boston College	3-2-5-0.5 TFL	0-0-0-0	0-0-0-0	0-2-2-0	0-1-1-0	2-3-5-0
Florida State	0-0-0-0	1-0-1-TFL, Sack	0-0-0-PBU	2-1-3-TFL, Sack	0-1-1-INT, PBU	4-0-4-TFL
Virginia Tech	4-2-6-1 PBU	1-0-1-0	1-0-1-PBU	1-3-4-0	1-1-2-0	0-0-0-0
Maryland	5-5-10-0	0-1-1-0	0-1-1-0	1-4-5-0	1-2-3-0	1-0-1-0
Georgia Tech	3-2-5-1 TFL, INT	0-0-0-0	0-0-0-0	0-1-1-0	1-2-3-0	1-1-1-0
Louisville	4-2-6-FF	0-1-1-0	2-0-2-0	3-0-3-0	2-2-4	0-1-1-PBU



WFU Big Plays (35+ yards)

Yards	Play	Opp.	Quarter	Player(s)
93	Kickoff Return	CLEM	1	Marion
86	Int. Return*	UCONN	1	Thompson
81	Rush*	BC	3	Marion
59	Pass Catch	LIB	2	Skinner, Morton
58	Pass Catch	DUKE	3	Skinner, Idlette
57	Pass Catch*	NCST	2	Skinner, Morton
49	Pass Catch*	MD	2	Skinner Idlette
48	Int. Return*	FSU	3	Patterson
46	Pass Catch*	BC	2	Skinner, Morton
45	Pass Catch	GT	4	Skinner, Idlette
43	Int. Return	MISS	3	Ghee
41	Rush	UCONN	4	Harris
41	Kick Return	BC	1	Marion
39	Pass Catch*	UNC	4	Skinner, Moore
37	Pass Catch	LIB	1	Skinner, Morton
37	Rush	NCST	2	Moore
36	Pass Catch	CLEM	1	Skinner, Morton
35	Punt Return	SYR	4	Idlette
35	Kick Return	NCST	4	Marion
35	Rush	LOU	3	Moore

* - For Touchdown

Opponent Big Plays (35+ yards)

Yards	Play	Opp.	Quarter	Player(s)
72	Rush*	CLEM	4	Spiller
66	Fumble Recovery*	CLEM	4	Adams
55	Kick Return	VT	3	Royal
53	Pass Catch*	VT	3	Glennon, Morgan
50	Pass Catch	LOU	3	Brohm, Douglas
49	Pass Catch*	VT	1	Glennon, Royal
47	Pass Catch*	DUKE	2	Lewis, Wright
45	Rush	NCST	4	Brown
44	Pass Catch	UNC	4	Dailey, Nicks
41	Pass Catch	LIB	2	Smith, Turner
41	Pass Catch	CLEM	1	Proctor, Kelly
39	Kick Return	UCONN	1	Brown
39	Kick Return	FSU	1	Garvin
37	Kick Return	FSU	3	Garvin
35	Pass Catch	UNC	3	Dailey, Foster
35	Pass Catch	VT	4	Glennon, Clowney
35	Fumble Recovery*	VT	3	Adibi

* - For Touchdown

Third-Down Attempts By Distance

Yards	WFU	Pct.	Opp.	Pct.
1-3	26-46	56.5	18-38	47.4
4-6	16-35	45.7	26-53	49.1
7-9	7-34	20.6	12-47	25.5
10+	12-56	21.4	8-49	16.3
Total	60-171	35.1	64-185	34.6

WFU Fourth-Down Attempts

Opp.	Result	Yds To Go	Qtr	Score	Play
VT	Good	1	3	6-24	Belton rush left
VT	Failed	1	4	6-24	Belton rush middle
MD	Good	1	1	7-7	Belton rush left
MD	Good	G (1)	4	31-24	Belton rush middle
GT	Good	1	2	0-3	Belton rush right

Kickoffs


Player	No.	EZ	TB	Returned	OB	Onside	FC
Swank	70	36	23	46	1	0	0
Opponents	54	22	15	36	3	0	0

Punts

	Inside 20	Inside 10	Touchbacks
Swank	20	9	7
Opponents	15	6	6

Scoring Drives

Game	Qtr.	Points	Plays	Yards	TOP	How?
SYR	1	7	15	96	6:13	Mauk to Idlette 14 yd pass
SYR	2	3	6	36	3:23	Swank 22 yd field goal
SYR	3	3	6	17	2:34	Swank 40 yd field goal
SYR	4	7	10	59	5:18	Bryant 19 yd run
DUKE	3	7	9	73	4:13	Skinner to Tereshinski 5 yd pass
DUKE	4	7	7	63	2:04	M. Andrews 2 yd run
UCONN	1	7	8	77	4:40	M. Andrews 6 yd run
UCONN	4	3	10	54	5:19	Swank 43 yd field goal
UCONN	4	7	1	6	0:32	Belton 6 yd run
MISS	1	7	8	46	4:10	Bryant 9 yd run
MISS	2	3	13	39	6:16	Swank 38 yd field goal
MISS	3	3	12	72	5:29	Swank 26 yd field goal
MISS	3	7	5	65	1:31	Harris 4 yd run
MISS	3	7	1	1	0:29	Rinfrette 1 yd run
LIB	1	3	4	7	1:46	Swank 52 yd field goal
LIB	1	7	2	31	0:56	Harris 27 yd run
LIB	2	7	7	91	3:40	Harris 7 yd run
LIB	2	3	8	51	3:05	Swank 37 yd field goal
LIB	2	7	8	97	2:17	Skinner to Morton 59 yd pass
LIB	4	7	10	54	4:54	Bryant 3 yd run
CLEM	1	7	9	67	3:56	Skinner to Idlette 6 yd pass
CLEM	2	7	3	32	1:14	Morton to Skinner 19 yd pass
CLEM	3	3	4	7	2:22	Swank 22 yd field goal
NCST	1	7	8	65	3:42	Harris 15 yd run
NCST	2	3	8	32	4:49	Swank 51 yd field goal
NCST	2	3	6	42	3:36	Swank 53 yd field goal
NCST	2	7	3	77	0:56	Skinner to Morton 57 yd pass
NCST	4	3	7	14	3:45	Swank 53 yd field goal
Game	Qtr.	Points	Plays	Yards	TOP	How?
UNC	2	7	9	80	5:28	Moore 34 yd run
UNC	4	3	15	56	7:48	Swank 41 yd field goal
UNC	4	7	1	39	0:13	Skinner to Moore 39 yd pass
BC	1	7	6	53	2:25	Idlette 9 yd run
BC	2	7	1	46	0:18	Skinner to Morton 46 yd pass
BC	3	7	1	81	0:23	Marion 81 yd run
FSU	1	3	9	69	4:07	Swank 20 yd field goal
FSU	2	3	4	1	1:12	Swank 25 yd field goal
FSU	2	7	1	18	0:25	Skinner to Tereshinski 18 yd pass
FSU	3	3	10	51	4:28	Swank 51 yd field goal
VT	2	3	9	30	4:22	Swank 47 yd field goal
VT	3	3	11	75	4:56	Swank 22 yd field goal
MD	1	7	13	69	4:05	Harris 2 yd run
MD	2	7	6	38	3:02	Moore 19 yd run
MD	2	7	1	49	0:25	Skinner to Idlette 49 yd pass
MD	3	7	10	80	4:57	Harris 3 yd run
MD	3	3	11	53	6:16	Swank 36 yd field goal
MD	4	7	10	76	5:33	Belton 1 yd run
GT	2	3	12	61	5:06	Swank 19 yd field goal
GT	4	3	8	52	3:32	Swank 33 yd field goal
GT	4	3	8	75	3:8	Swank 22 yd field goal
LOU	2	3	4	1	2:02	Swank 44 yd field goal
LOU	3	7	3	52	1:07	Skinner to Morton 30 yd pass
LOU	4	3	7	61	2:17	Swank 36 yd field goal



Game 1
Wake Forest 20, Syracuse 10

September 2, 2006
Groves Stadium (34,141)

WINSTON-SALEM, N.C. (AP) — Micah Andrews rushed for 142 yards and Wake Forest beat Syracuse 20-10, despite losing quarterback Benjamin Mauk, possibly for the season, due to an arm injury.

DeAngelo Bryant's 19-yard touchdown run with 1:20 left sealed the win for the Demon Deacons (1-0), who had 245 yards rushing.

Mauk was taken off the field on a stretcher after being injured in the third quarter. Redshirt freshman Riley Skinner took over and two plays later Wake took a 13-10 lead on Sam Swank's 40-yard field goal.

Syracuse quarterback Perry Patterson was just 5 of 18 for 45 yards and was sacked three times, as Syracuse (0-1) lost its 10th consecutive game.

Mauk was 14 of 21 for 105 yards, one touchdown and one interception. He led Wake on a 96-yard touchdown drive in the first quarter, capped by his 14-yard touchdown pass to Willie Idlette that gave Wake a 7-0 lead.

Syracuse responded with an 86-yard touchdown drive. Patterson's 20-yard pass to Rice Moss with 2:59 left in the first quarter made it 7-7.

The teams exchanged field goals in the second quarter as Andrews eclipsed 100 yards on a 15-yard run in the final minute of the half.

Wake went to Andrews on their first three plays. The junior gained 2, 7 and 7 yards and later bounced to the right for an 18-yard gain before Mauk's TD pass.

Scoring	1	2	3	4	Total
Wake Forest	7	3	3	7	20
Syracuse	7	3	0	0	10

First Quarter

6:21 WF Idlette 14-yard pass from Mauk (Swank kick)
2:59 SYR Moss 20-yard pass from Patterson (Shadle kick)

Second Quarter

5:24 WF Swank 22-yard field goal
0:50 SYR Shadle 46-yard field goal

Third Quarter

4:37 WF Swank 40-yard field goal

Fourth Quarter

1:20 WF Bryant 19-yard run (Swank kick)

Team Statistics	WF	SYR	Top Individuals	
First Downs	21	11	Rushing	WF: Andrews 20-142
Rushing Attempts	49	30	SYR:	Brinkley 8-49
Net Yards Rushing	245	91		
Net Yards Passing	118	45	Passing	WF: Mauk 14-21-1-105
Passes Attempted	23	18	SYR:	Patterson 5-18-0-45
Passes Completed	15	5		
Had Intercepted	1	0	Receiving	WF: Idlette 4-41
Total Net Yards	363	136	SYR:	Lane 3-20
Fumbles-Lost	3-1	2-1		
Punts-Average	5-33.6	8-43.0	Tackles:	WF: Gattis 8
Possession	35:09	24:51	SYR:	Smith 16



Game 2
Wake Forest 14, Duke 13

September 9, 2006
Groves Stadium (26,071)

WINSTON-SALEM, N.C. (AP) -- Chip Vaughn blocked Joe Surgan's 27-yard field goal attempt on the final play to help Wake Forest hold off Duke 14-13.

Micah Andrews ran for the go-ahead touchdown with 1:28 left for the Demon Deacons, who trailed most of the way before getting Vaughn's big play to stun the Blue Devils. Riley Skinner threw for 235 yards and a score in his first start for the Demon Deacons, who lost starter Benjamin Mauk to a season-ending injury last week.

Thaddeus Lewis threw for 305 yards and a touchdown for the Blue Devils. Jomar Wright had the Blue Devils' only touchdown, a 47-yard grab from Lewis late in the first half.

But the Blue Devils answered, taking advantage of two pass-interference penalties to put together a 63-yard drive. They appeared ready to win the game when Lewis found Wright for a 21-yard gain, setting up Surgan's 27-yard kick with 6 seconds left.

But Vaughn managed to swat Surgan's kick, sending the Demon Deacons spilling onto the field in celebration as the game ended.

Duke still maintained its lead until Skinner — who completed 22-of-29 passes and settled down after a bad first half — directed the late seven-play, 63-yard drive that put the Demon Deacons ahead to stay.

Scoring	1	2	3	4	Total
Duke	3	7	3	0	13
Wake Forest	0	0	7	7	14

First Quarter

3:19 DU Surgan 27-yard field goal

Second Quarter

4:59 DU Wright 47-yard pass from Lewis (Surgan kick)



Third Quarter

9:08 WF Tereshinski 5-yard pass from Skinner (Swank kick)
3:15 DU Surgan 39-yard field goal

Fourth Quarter

1:28 WF Andrews 2-yard run (Swank kick)

Team Statistics	WF	DU	Top Individuals	
First Downs	14	24	Rushing	WF: Andrews 17-55
Rushing Attempts	24	39	DU:	Harris 9-29
Net Yards Rushing	57	62		
Net Yards Passing	235	305	Passing	WF: Skinner 22-29-235
Passes Attempted	29	32	DU:	Lewis 21-32-305
Passes Completed	22	21		
Had Intercepted	0	0	Receiving	WF: Moore 6-61
Total Net Yards	292	367	DU:	Wright 5-104
Fumbles-Lost	2-2	3-2		
Punts-Average	5-52.0	4-37.8	Tackles:	WF: Abbate 11
Possession	25:27	34:33	DU:	Bailey 9



Game 3
Wake Forest 24, Connecticut 13

September 16, 2006
 Rentschler Field (40,000)

EAST HARTFORD, Conn. (AP) — Defensive end Jeremy Thompson ran back an interception 86 yards for a touchdown, and Wake Forest went on to beat Connecticut 24-13 to give the Deacons their first 3-0 start

since 1987.

Connecticut outgained Wake Forest 324 yards to 209, but was hurt not only by the interception but a missed extra point and missed 28-yard field goal.

After Thompson's return, Connecticut came back on its next possession, driving 80 yards on 10 plays. Hernandez hit wide receiver Brandon Young over the middle for a 6-yard touchdown. But Wake Forest responded with a 77-yard drive. Andrews made it 14-7 on a 6-yard touchdown run.

Connecticut pulled within a point on a 15-yard run that capped a 63-yard drive. But Matt Nuzie's extra point hit the left upright.

Sam Swank hit a 43-yard field goal at 8:15 of the fourth quarter to give Wake a 17-13 lead. The Demon Deacons scored again on run by fullback Rich Belton, after UConn turned the ball over on downs on its final drive at its own 6.

Hernandez completed 19 of 32 passes for 197 yards and a touchdown. Riley Skinner was 7 of 16 for 110 yards for Wake Forest. Wake Forest's Jon Abbate had 10 tackles, the eighth time in his career he has done that.

Scoring	1	2	3	4	Total
Wake Forest	14	0	0	10	24
Connecticut	7	6	0	0	13

First Quarter

- 11:24 WF Thompson 86-yard interception return (Swank kick)
- 6:44 CONN Young 6-yard pass from Hernandez (Nuzie kick)
- 3:09 WF Andrews 6-yard run (Swank kick)

Second Quarter

- 3:23 CONN Allen 15-yard run (kick failed)

Fourth Quarter

- 8:15 WF Swank 43-yard field goal
- 1:39 WF Belton 6-yard run (Swank kick)

Team Statistics	WF	CONN	Top Individuals
First Downs	11	22	Rushing WF: Andrews 21-73
Rushing Attempts	38	47	CONN: Caulley 15-81
Net Yards Rushing	99	127	
Net Yards Passing	110	197	Passing WF: Skinner 7-16-110
Passes Attempted	16	32	CONN: Hernandez 19-32-197
Passes Completed	7	19	
Had Intercepted	0	2	Receiving WF: Idlette 2-38
Total Net Yards	209	324	CONN: Young 6-66
Fumbles-Lost	1-1	2-1	
Punts-Average	7-42.7	6-39.3	Tackles: WF: Abbate 10
Possession	27:18	32:42	CONN: Moore 12



Game 4
Wake Forest 27, Ole Miss 3

September 23, 2006
 Vaught-Hemingway Stadium (52,079)

OXFORD, Miss. — De'Angelo Bryant rushed for 105 yards and a touchdown to help Wake Forest to its first four-game winning streak since 1992 with a 27-3 victory over Mississippi on Saturday night.

Wake Forest ran the ball on 53 of its 58 plays, finishing with 240 yards rushing. The defense was every bit as impressive, holding Ole Miss to 26 yards rushing and 237 total.

Running back Kevin Harris scored a touchdown on his third carry of the game. Fullback Mike Rinfrette scored on the first carry of his career, a 1-yard plunge that put the Deacons up 27-3 with 1:14 left in the third quarter.

The Deacons controlled the Rebels (1-3) from their opening drive. Bryant carried six times for 43 yards and capped the drive with a 9-yard touchdown run with 9:26 left in the first quarter.

Wake Forest limited BenJarvus Green-Ellis, the Southeastern Conference's third-leading rusher, to 54 yards on 12 carries.

Mistakes by the Deacons gave the Rebels their only chances to score until the game was well out of reach. A fumble on Riley Skinner's errant pitch set up an Ole Miss field-goal attempt. But Joshua Skene missed the 25-yarder wide left with 26 seconds left in the first.

Scoring	1	2	3	4	Total
Wake Forest	7	3	17	0	27
Ole Miss	0	3	0	0	3

First Quarter

- 9:26 WF Bryant 9-yard run (Swank kick)


Second Quarter

- 5:07 WF Swank 38-yard field goal
- 0:03 UM Shene 26-yard field goal

Third Quarter

- 9:21 WF Swank 26-yard field goal
- 6:04 WF Harris 4-yard run (Swank kick)
- 1:14 WF Rinfrette 1-yard run (Swank kick)

Team Statistics	WF	UM	Top Individuals
First Downs	18	19	Rushing WF: Bryant 22-109
Rushing Attempts	53	31	UM: Green-Ellis 12-57
Net Yards Rushing	240	26	
Net Yards Passing	43	211	Passing WF: Skinner 4-5-43
Passes Attempted	4	40	UM: Schaeffer 13-28-127
Passes Completed	5	21	
Had Intercepted	0	1	Receiving WF: Belton 1-28
Total Net Yards	283	237	UM: McCluster 6-60
Fumbles-Lost	1-1	4-0	
Punts-Average	3-37.0	6-38.3	Tackles: WF: Berry 8
Possession	28:19	30:57	UM: Willis 11



Game 5
Wake Forest 34, Liberty 14

September 30, 2006
Groves Stadium (29,623)

WINSTON-SALEM, N.C. (AP) - Riley Skinner threw for 218 yards and a touchdown, and Wake Forest remained unbeaten with a 34-14 rout of Division I-AA Liberty.

Backup tailback Kevin Harris had touchdown runs of 27 and 7 yards and De'Angelo Bryant added a 3-yard TD run for the Demon Deacons, who have their first 5-0 start since 1987.

Skinner was 13 of 21 passing with a career-long 59-yard touchdown pass to Nate Morton.

Several Demon Deacons had career days. Sam Swank matched a personal best with a 52-yard field goal, Harris had his first two-TD game and Morton had 127 yards receiving and tied a career high with six catches.

Liberty (3-2) entered with the nation's top scoring defense in I-AA, allowing 4.25 points per game.

But the Flames were no match for the Demon Deacons, who scored on five of their six possessions in the first half, led 27-7 at halftime with 305 total yards and finished with 438 yards of total offense.

Swank added a 37-yard field goal in the second quarter.

Brock Smith was 15 of 25 passing for 211 yards with touchdown passes covering 9 and 6 yards to Darnell Edwards for Liberty.

Scoring	1	2	3	4	Total
Liberty	0	7	0	7	14
Wake Forest	10	17	0	7	34

First Quarter

- 11:59 WF Swank 52-yard field goal
- 9:07 WF Harris 27-yard run (Swank kick)

Second Quarter

- 13:08 WF Harris 7-yard run (Swank kick)
- 8:42 LU Edwards 9-yard pass from Smith (Kolegue kick)
- 5:38 WF Swank 37-yard field goal
- 1:08 WF Morton 59-yard pass from Skinner (Swank kick)

Fourth Quarter

- 6:30 WF Bryant 3-yard run (Swank kick)
- 2:10 LU Edwards 6-yard pass from Smith (Kolegue kick)

Team Statistics	WF	LU	Top Individuals
First Downs	23	15	Rushing WF: Harris 8-77
Rushing Attempts	37	32	LU: Jennings 19-40
Net Yards Rushing	196	85	
Net Yards Passing	242	216	Passing WF: Skinner 21-13-218
Passes Attempted	23	29	LU: Smith 25-15-211
Passes Completed	15	17	
Had Intercepted	0	1	Receiving WF: Morton 6-127
Total Net Yards	438	301	LU: Jackson 7-69
Fumbles-Lost	1-1	0-0	
Punts-Average	3-46.3	7-44.7	Tackles WF: Tucker/Abbate 6
Possession	28:46	31:14	LU: Lloyd 8



Game 6
Clemson 27, Wake Forest 17

October 7, 2006
Groves Stadium (35,920)

WINSTON-SALEM, N.C. (AP) - C.J. Spiller ran 72 yards for the go-ahead touchdown and defensive lineman Gaines Adams returned a fumble for a score to spark No. 15 Clemson's rally from 14 points down in the fourth quarter of a 27-17 victory over Wake Forest.

Will Proctor was 20-of-30 passing for 214 yards and a touchdown, and Clemson overcame 31 his fumble and three interceptions by scoring 24 points in the fourth quarter and making all the plays that mattered.

Wake Forest led 17-3 entering the final 15 minutes and looked to extend its lead to 17 when Sam Swank lined up for a 42-yard field goal. But holder Jon Temple had trouble with the snap and Adams drilled him at the 34. The ball came loose and Adams returned it 66 yards for a touchdown to pull Clemson to 17-10.

Riley Skinner was 18-of-23 passing for 169 yards, and he threw for one touchdown and caught another on a trick play.

Skinner put Wake Forest ahead 7-3 with a 6-yard touchdown pass to Willie Idlette, then pushed the lead to 11 early in the second quarter when he caught a 19-yard score from quarterback-turned-receiver Nate Morton.

Swank pushed the Demon Deacons' lead to 17-3 with a 22-yard field goal.

Scoring	1	2	3	4	Total
Clemson	3	0	0	24	27
Wake Forest	7	7	3	0	17

First Quarter

- 7:47 CU Dean 20-yard field goal
- 0:18 WF Idlette 6-yard pass from Skinner (Swank kick)

Second Quarter

- 12:51 WF Skinner 19-yard pass from Morton (Swank kick)



Third Quarter

- 5:13 WF Swank 22-yard field goal

Fourth Quarter

- 14:47 CU Adams 66-yard fumble recovery (Dean kick)
- 11:09 CU Kelly 20-yard pass from Proctor (Dean kick)
- 7:22 CU Spiller 72-yard run (Dean kick)
- 1:12 CU Dean 23-yard field goal

Team Statistics	WF	CU	Top Individuals
First Downs	15	23	Rushing WF: Harris 12-51
Rushing Attempts	31	39	CU: Spiller 9-104
Net Yards Rushing	31	219	
Net Yards Passing	188	214	Passing WF: Skinner 18-23-169
Passes Attempted	19	20	CU: Proctor 20-30-214
Passes Completed	24	30	
Had Intercepted	1	3	Receiving WF: Morton 4-64
Total Net Yards	219	428	CU: Kelly 5-91
Fumbles-Lost	4-3	2-1	
Punts-Average	5-43.8	2-34.0	Tackles WF: Abbate 12
Possession	28:23	31:27	CU: Watkins 8



Game 7
Wake Forest 25, NC State 23

October 14, 2006
 Carter-Finley Stadium (55,972)

RALEIGH, N.C. (AP) - Sam Swank kicked three field goals of more than 50 yards and Riley Skinner threw a touchdown pass to lead Wake Forest past North Carolina State 25-23 on Saturday.

Nate Morton had the 57-yard TD catch just before halftime for the Demon Deacons (6-1, 2-1 ACC), who ended a 10-game losing streak at Carter-Finley Stadium and earned their first win here since 1984. The win gave coach Jim Grobe the school record for most ACC wins with 15, while giving Wake Forest its first 6-1 start since 1979.

Swank kicked a 51-yard field goal and a pair of 53-yarders - tying the school record for longest kicks - to help the Demon Deacons hold onto a 22-14 halftime lead.

After Swank's second 53-yarder gave Wake Forest a 25-17 lead with 8:05 left, Baker ran it in from 13 yards to cut that margin to 25-23 with 5:06 to play. But Evans couldn't connect with Anthony Hill on the 2-point conversion to tie it.

Skinner had a steady day, completing 9 of 14 passes for 124 yards. Kevin Harris also ran for 65 yards and a touchdown on Wake Forest's first possession.

Scoring	1	2	3	4	Total
Wake Forest	7	15	0	3	25
NC State	0	14	0	9	23

First Quarter

11:18 WF Harris 15-yard run (Swank kick)

Second Quarter

14:13 WF Swank 51-yard field goal
 9:55 NCS Brown 1-yard run (Deraney kick)
 5:38 NCS Baker 3-yard run (Deraney kick)
 2:02 WF Swank 53-yard field goal
 1:27 WF Team safety
 0:21 WF Morton 57-yard pass from Skinner (Swank kick)

Fourth Quarter

11:50 NCS Deraney 27-yard field goal
 8:05 WF Swank 53-yard field goal
 5:06 NCS Baker 13-yard run (Evans pass failed)

Team Statistics	WF	NCS	Top Individuals
First Downs	13	21	Rushing WF: Harris 22-79
Rushing Attempts	37	28	NCS: Baker 13-60
Net Yards Rushing	142	134	
Net Yards Passing	124	200	Passing WF: Skinner 9-14-124
Passes Attempted	14	37	NCS: Evans 21-37-200
Passes Completed	9	21	
Had Intercepted	0	1	Receiving WF: Selmon 2-30
Total Net Yards	266	334	NCS: Barrett 5-47
Fumbles-Lost	0-0	2-0	
Punts-Average	4-44.0	3-40.0	Tackles WF: Curry 9
Possession	31:56	38:04	NCS: Jones 9



Game 8
Wake Forest 24, North Carolina 17

October 28, 2006
 Kenan Stadium (49,000)

CHAPEL HILL, N.C. (AP) - Riley Skinner threw a 39-yard touchdown pass to Kenneth Moore and Jon Abbate intercepted a pass in the end zone to seal No. 24 Wake Forest's 24-17 victory over North Carolina.

Abbate picked off Joe Dailey on the game's final play after the Tar Heels drove to the Wake Forest 3 with 41 seconds left.

Wake Forest trailed 17-14 before Sam Swank tied it with a 41-yard field goal on the second play of the fourth quarter. Then, almost immediately, the Demon Deacons' defense helped its offense take the lead for good.

Cam Sexton found fullback Nick Starcevic toward the right sideline. But Demon Deacons linebacker Stanley Arnoux stripped Starcevic and Josh Gattis recovered at the Tar Heels' 39. On the next play, Skinner found Moore over the middle for the go-ahead touchdown.

Moore finished with six receptions for 82 yards, while Skinner was 7-of-8 for 89 yards for Wake Forest.

Wake Forest took an early 7-0 lead after returning a blocked punt for a TD. Alphonso Smith burst through the middle, smothered David Wooldridge's punt and returned the ball 16 yards for the first score.

Scoring	1	2	3	4	Total
Wake Forest	7	7	0	10	24
North Carolina	7	7	3	0	17

First Quarter

11:40 WF Smith 16-yard blocked punt return (Swank kick)
 5:09 NC Barbour 1-yard pass from Dailey (Barth kick)

Second Quarter

14:41 WF Moore 34-yard run (Swank kick)
 6:44 NC McGill 1-yard run (Barth kick)


Third Quarter

7:02 NC Barth 35-yard field goal

Fourth Quarter

14:14 WF Swank 41-yard field goal
 11:55 WF Moore 39-yard pass from Skinner (Swank kick)

Team Statistics	WF	NC	Top Individuals
First Downs	15	18	Rushing WF: Bryant 15-58
Rushing Attempts	40	40	NC: McGill 29-119
Net Yards Rushing	200	134	
Net Yards Passing	89	236	Passing WF: Skinner 7-8-89
Passes Attempted	8	30	NC: Dailey 13-19-156
Passes Completed	7	19	
Had Intercepted	0	2	Receiving WF: Moore 6-82
Total Net Yards	289	370	NC: Foster 4-49
Fumbles-Lost	2-0	3-1	
Punts-Average	4-36.2	3-27.3	Tackles WF: Gattis 13
Possession	28:34	31:26	NC: Taylor 8



Game 9
Wake Forest 21, Boston College 14

November 4, 2006
 Groves Stadium (32,633)

WINSTON-SALEM, N.C. (AP) - Kevin Marion had an 81-yard touchdown run and Patrick Ghee intercepted a pass in the end zone with just under a minute left as No. 22 Wake Forest held off No. 16 Boston College 21-

14 at Groves Stadium.

Early in the third quarter, Marion faked a handoff on an end around and sprinted out to the right sideline. Kenneth Moore threw the key block to spring Marion on the fifth-longest run in school history.

But the Eagles did convert on fourth down on their next possession, as Ryan's 2-yard scramble for a TD cut the lead to 21-14 heading into the fourth quarter.

Matt Ryan set career highs by completing 40-of-57 passes for 402 yards and a touchdown, but had two interceptions.

Riley Skinner, who was 15-of-23 for 120 yards and two interceptions and Jyles Tucker had two sacks and forced a key fourth-quarter fumble and the Demon Deacons limited the Eagles to 28 yards rushing.

Boston College was forced to abandon the running game early, but stayed in the game behind Ryan. His 2-yard touchdown pass to tight end Jon Loyte on the first play of the second quarter tied it at 7.

Scoring	1	2	3	4	Total
Boston College	0	7	7	0	14
Wake Forest	7	7	7	0	21

First Quarter

8:00 WF Idlette 9-yard run (Swank kick)

Second Quarter

14:56 BC Loyte 2-yard pass from Ryan (Aponavicius kick)
 8:36 WF Morton 46-yard pass from Skinner (Swank kick)


Third Quarter

12:03 WF Marion 81-yard run (Swank kick)
 0:13 BC Ryan 2-yard run (Aponavicius kick)

Fourth Quarter

None

Team Statistics	WF	BC	Top Individuals	
First Downs	12	23	Rushing	WF: Moore 19-62
Rushing Attempts	27	25		BC: Whitworth 12-36
Net Yards Rushing	160	28		
Net Yards Passing	120	402	Passing	WF: Skinner 15-23-120
Passes Attempted	24	57		BC: Ryan 40-57-402
Passes Completed	15	40		
Had Intercepted	2	2	Receiving	WF: Morton 7-94
Total Net Yards	280	430		BC: Robinson 6-59
Fumbles-Lost	0-0	3-1		
Punts-Average	5-42.6	4-38.5	Tackles	WF: Abbate 13
Possession	24:53	35:07		BC: Toal 6



Game 10
Wake Forest 30, Florida State 0

November 11, 2006
 Doak Campbell Stadium (77,785)

TALLAHASSEE, FLA. (AP) - Kevin Patterson scored on a 48-yard interception return and the 18th-ranked Demon Deacons beat Florida State 30-0 to become the first team to shut out the Seminoles at Doak Campbell

Stadium in Bobby Bowden's 31 seasons as coach.

Wake Forest was magnificent, playing a turnover-free game while scoring 17 points off three of the four Seminoles' turnovers.

The Demon Deacons picked off Florida State's Xavier Lee on successive passes deep in Seminoles territory early in the second quarter and the turnovers led to 10 points.

Riley Skinner hit John Tereshinski on an 18-yard touchdown pass on the first play after Stanley Arnoux's interception for a 13-0 lead with 9:12 left in the half.

Wake dominated the opening half, rolling up 211 yards to just 77 for Florida State, which switched quarterbacks after Lee's second interception.

Drew Weatherford, who replaced Lee, was 4 of 15 for just 52 yards and two interceptions. Lee finished 5 of 13 for 61 yards. Both were picked twice and the inept Florida State offense produced just 139 yards on 51 plays.

Scoring	1	2	3	4	Total
Wake Forest	3	17	10	0	30
Florida State	0	0	0	0	0

First Quarter

7:16 WF Swank 20-yard field goal

Second Quarter

10:16 WF Swank 25-yard field goal
 9:12 WF Tereshinski 18-yard pass from Skinner (Swank kick)
 2:39 WF Belton 33-yard run (Swank kick)

Third Quarter

3:31 WF Swank 51-yard field goal
 2:29 WF Patterson 48-yard interception return (Swank kick)

Fourth Quarter

None

Team Statistics	WF	FS	Top Individuals	
First Downs	18	9	Rushing	WF: Moore 24-80
Rushing Attempts	46	23		FS: Smith 6-39
Net Yards Rushing	169	26		
Net Yards Passing	138	113	Passing	WF: Skinner 13-19-138
Passes Attempted	20	28		FS: Lee 5-13-61
Passes Completed	13	9		
Had Intercepted	0	4	Receiving	WF: Morton 3-50
Total Net Yards	307	139		FS: Davis 2-29
Fumbles-Lost	0-0	0-0		
Punts-Average	6-40.7	9-44.4	Tackles	WF: Swanson 7
Possession	35:43	24:17		FS: Timmons 12



Game 11 Virginia Tech 27, Wake Forest 6

November 18, 2006
Groves Stadium (36,723)

WINSTON-SALEM, N.C. (AP) - Sean Glennon threw two touchdown passes and Xavier Adibi had a 35-yard fumble return for a score to lead No. 19 Virginia Tech past No. 14 Wake Forest 27-6.

On Virginia Tech's first possession, Glennon connected with Royal, who bounced off a hit from Kevin Patterson and raced in for a 49-yard touchdown about 3 1/2 minutes in.

The Hokies increased the lead on their first possession of the second half on a similar play. Glennon tossed a high pass downfield to Morgan, who out-jumped Riley Swanson and broke free from Josh Gattis for a 53-yard score and a 14-3 lead with 11:58 left in the third.

After the teams traded field goals, the Hokies' defense - which had allowed just 5.8 points per game in the previous four - came up with the clincher. Aaron Rouse jarred the ball loose from Kevin Harris on a screen pass, and Adibi scooped up a fumble and ran down the left sideline for a 24-6 lead with 3:01 left in the third quarter.

The Demon Deacons got little from their running game, finishing with 62 yards on 32 carries. They had 257 yards total. Travo Woods led their injury-depleted backfield with just 35 yards.

Scoring	1	2	3	4	Total
Virginia Tech	7	0	17	3	27
Wake Forest	0	3	3	0	6

First Quarter

11:36 VT Royal 49-yard pass from Glennon

Second Quarter

4:16 WF Swank 47-yard field goal

Third Quarter

11:58 VT Morgan 53-yard pass from Glennon (Pace kick)
7:02 WF Swank 22-yard field goal
4:44 VT Pace 42-yard field goal
3:01 VT Adibi 35-yard fumble recovery (Pace kick)

Fourth Quarter

3:28 VT Pace 35-yard field goal

Team Statistics	WF	VT	Top Individuals
First Downs	13	14	Rushing WF: Woods 14-45
Rushing Attempts	32	33	VT: Lewis 17-75
Net Yards Rushing	62	92	
Net Yards Passing	195	252	Passing WF: Skinner 17-30-195
Passes Attempted	30	22	VT: Glennon 14-21-232
Passes Completed	17	14	
Had Intercepted	0	1	Receiving WF: Morton 5-94
Total Net Yards	257	344	VT: Clowney 4-66
Fumbles-Lost	1-1	1-0	
Punts-Average	9-39.8	4-44.4	Tackles WF: Arnoux 7
Possession	29:44	30:16	VT: Hall 8



Game 12 Wake Forest 38, Maryland 24

November 25, 2006
Byrd Stadium (51,500)

COLLEGE PARK, Md. (AP) - Wake Forest had just defeated Maryland to advance to the Atlantic Coast Conference title game, and it was time to celebrate with a couple of thousand of their most faithful followers.

Running to the far corner of the end zone, the players serenaded the black-and-gold clad fans with the school fight song - a fitting conclusion to yet another successful foray on the road for the surprising Demon Deacons.

Kenneth Moore ran for 165 yards and a touchdown, Kevin Harris scored twice, and freshman quarterback Riley Skinner went 10-for-13 for 125 yards and a touchdown to lead No. 20 Wake Forest to a 38-24 victory Saturday night.

Wake Forest (10-2, 6-2) will be seeking its first ACC title since 1970.

The Deacons defeated Maryland for the first time since 1998, a string of seven straight losses.

Wake Forest became the first team in ACC history to go 6-0 on the road.

The Deacons went up 28-14 with an 80-yard touchdown drive to start the second half. Moore had runs of 15 and 23 yards and Skinner went 3-for-3 for 35 yards before Harris scored from the 3.

Scoring	1	2	3	4	Total
Wake Forest	7	14	10	7	38
Maryland	7	7	3	7	24

First Quarter

10:16 MD Lattimore 12-yard run (Ennis kick)
6:11 WF Harris 2-yard run (Swank kick)

Second Quarter

14:20 WF Moore 19-yard run (Swank)
7:42 WF Idlette 49-yard pass from Skinner (Swank)
4:40 MD Ball 1-yard run (Ennis)

Third Quarter

10:03 WF Harris 3-yard run (Swank)
6:37 MD Ennis 26-yard field goal
0:21 WF Swank 36-yard field goal

Fourth Quarter

12:54 MD Williams 5-yard pass from Hollenbach (Ennis)
7:21 WF Belton 1-yard run (Swank)

Team Statistics	WF	MD	Top Individuals
First Downs	22	19	Rushing WF: Moore 27-165
Rushing Attempts	57	33	MD: Lattimore 23-119
Net Yards Rushing	296	194	
Net Yards Passing	125	182	Passing WF: Skinner 10-13-125
Passes Attempted	13	26	MD: Hollenbach 14-26-182
Passes Completed	10	14	
Had Intercepted	1	3	Receiving WF: Idlette 4-64
Total Net Yards	421	376	MD: Williams 3-65
Fumbles-Lost	1-0	1-0	
Punts-Average	3-34.7	2-32.0	Tackles WF: Curry 10
Possession	35:13	24:47	MD: Henderson 11



Game 13
Wake Forest 9, Georgia Tech 6

December 2, 2006
 Alltel Stadium (62,850)

JACKSONVILLE, Fla (AP) — Wake Forest's defensive players huddled near the sideline, pushing and shoving, yelling and screaming, jumping and dancing.

They were trailing 6-3 and ready to do something about it. Riley Swanson did.

Swanson intercepted a pass from Reggie Ball on the next play, sparking a comeback that gave Wake its first ACC championship in 36 years.

Riley Skinner followed Swanson's pick with long completions on consecutive drives, setting up Sam Swank's final two field goals that gave No. 16 Wake Forest a 9-6 victory over 23rd-ranked Georgia Tech in the ACC title game.

Skinner, who grew up in Jacksonville, finished 14-for-25 for 201 yards in his homecoming - and may have had the biggest cheering section in the half-empty stadium. He struggled most of the game and was sacked four times, but he came up big when the Demon Deacons needed it most.

He hooked up with John Tereshinski for a 39-yard gain on third-and-10, setting up Swank's second field goal, a 33-yarder with 8:27 to play.

On the next possession, Skinner found Willie Idlette down the middle for a 45-yard gain, setting up a 22-yarder that turned out to be the game-winner.

The Demon Deacons (11-2) won their second league title and first since 1970, adding another chapter to an improbable season in Grobe's sixth season. The finale comes in the Orange Bowl on Jan. 2 - the program's biggest bowl game since the 1946 Gator Bowl.

"I can't even put it in words," said linebacker Jon Abbate, who finished with 15 tackles. "It's been an unbelievable season. Unbelievable to be ACC champs, and I can't explain it."

Scoring	1	2	3	4	Total
Wake Forest	0	3	0	6	9
Georgia Tech	3	0	0	3	14

First Quarter

10:27 GT Bell 21-yard field goal

Second Quarter

1:16 WF Swank 19-yard field goal

Fourth Quarter

13:59 GT Bell 34-yard field goal

8:27 WF Swank 33-yard field goal

2:55 WF Swank 22-yard field goal

Team Statistics	WF	GT	Top Individuals
First Downs	16	18	Rushing WF: Moore 16-38
Rushing Attempts	43	38	GT: Choice 21-100
Net Yards Rushing	91	143	
Net Yards Passing	201	129	Passing WF: Skinner 14-25-201
Passes Attempted	25	29	GT: Ball 9-29-129
Passes Completed	14	9	
Had Intercepted	0	2	Receiving WF: Idlette 3-73
Total Net Yards	292	272	GT: C. Johnson 8-117
Fumbles-Lost	2-0	0-0	
Punts-Average	7-42.6	5-50.0	Tackles WF: Abbate 15
Possession	34:12	25:48	GT: Scott 8



Game 14
Louisville 24, Wake Forest13

January 2, 2007
 Dolphin Stadium (74,740)

MIAMI, Fla (AP) — Plucky Wake Forest finally ran out of magic.

All season long, the Deacons demonstrated an ability to conjure improbable victories in difficult situations, becoming the Cinderella of this year's Bowl Championship Series. But when they needed one final spark - in the biggest game of the year - they came up empty.

"It's definitely tough to have the lead close to the fourth quarter and lose it (but) it just wasn't our night," quarterback Riley Skinner said.

No. 15 Wake Forest lost 24-13 to No. 5 Louisville in the Orange Bowl in the Deacons' first BCS appearance. And for a team which made its name on winning the close games, losing one to end the season was tough to take.

"It's funny - you get in the Orange Bowl, and it feels really, really good," coach Jim Grobe said. "But when you lose it, it doesn't feel any different than if you lose any other time."

The Deacons (11-3) entered as 10-point underdogs, and did an effective job of keeping Brian Brohm in check during the first half - holding him to 7-of-13 passing for 79 yards at halftime.

For a while, the redshirt freshman Skinner outdueled his higher-profile counterpart by completing 14 of his first 17 passes for 199 yards. His 30-yard touchdown pass to Nate Morton tied it at 10 early in the third quarter.

For the Deacons, there wasn't a single turning point - much unlike the last time they blew a fourth-quarter lead. Clemson rallied for a 27-17 victory over Wake Forest on Oct. 7.

Scoring	1	2	3	4	Total
Louisville	0	10	0	14	24
Wake Forest	0	3	7	3	13

Second Quarter

14:17 WF Swank 44-yard field goal
 8:30 LOU Carmody 41-yard field goal
 5:53 LOU Allen 21-yard pass from Carter (Carmody kick)

Third Quarter

11:34 WF Morton 30-yard pass from Skinner (Swank kick)

Fourth Quarter

14:46 WF Swank 36-yard field goal
 12:31 LOU Allen 1-yard run (Carmody)
 4:57 LOU Bolen 18-yard run (Carmody)

Team Statistics	WF	LOU	Top Individuals
First Downs	18	23	Rushing WF: Moore 12-73
Rushing Attempts	29	37	LOU: Smith 16-82
Net Yards Rushing	111	125	
Net Yards Passing	271	332	Passing WF: Skinner 21-33-271
Passes Attempted	33	35	LOU: Brohm 23-34-311
Passes Completed	21	25	
Had Intercepted	1	0	Receiving WF: Idlette 6-91
Total Net Yards	382	457	LOU: Douglas 10-165
Fumbles-Lost	2-2	3-2	
Punts-Average	5-38.6	4-34.0	Tackles WF: Abbate 15
Possession	27:36	32:24	LOU: Harris 7



Participation	SYR	DUKE	UCONN	MISS	LIB	CLEM	NCST	UNC	BC	FSU	VT	MD	GT	LOU
2 Smith	CB (50)	CB	CB	cb(32)	cb(24)	cb(17)	cb	cb	cb	cb	cb	cb	cb	cb
3 Andrews	RB (46)	RB (50)	RB(52)	dnp	dnp	dnp	dnp	dnp	dnp	dnp	dnp	dnp	dnp	dnp
5 Abbate	LB (48)	LB (70)	LB (64)	LB(44)	LB(34)	LB	LB	LB	LB(67)	lb (4)	LB	LB	LB	LB
6 Hodges	dnp	dnp	dnp	qb(2)	qb (4)	dnp	dnp	dnp	dnp	qb(10)	dnp	dnp	dnp	dnp
7 Swanson	cb (30)	CB (48)	CB(54)	CB(57)	CB(41)	CB(61)	CB	CB	CB	CB	CB	CB	CB	CB
8 Mauk	QB	dnp	dnp	dnp	dnp	dnp	dnp	dnp	dnp	dnp	dnp	dnp	dnp	dnp
9 Vaughn	s (20)	s (44)	st	s(40)	s(28)	s(23)	s	s	s	S	s	s	s	s
10 Patterson	cb (30)	cb (38)	cb(66)	CB(61)	CB(33)	CB(53)	CB	CB	CB	CB	CB	CB	CB	CB
10 MacDowall	dnp	dnp	dnp	dnp	dnp	dnp	dnp	dnp	dnp	dnp	dnp	dnp	dnp	dnp
11 Skinner	qb	QB (56)	QB(57)	QB(56)	QB(58)	QB(58)	QB(57)	QB(52)	QB(56)	QB(60)	QB (61)	QB (72)	QB (68)	QB (62)
12 Mar. Williams	dnp	dnp	dnp	dnp	dnp	dnp	dnp	dnp	dnp	dnp	dnp	dnp	dnp	dnp
13 Edwards	st	st	st	st	dnp	dnp	dnp	st	dnp	dnp	st	dnp	st	st
14 Marion	wr (6)	dnp	dnp	wr(10)	wr(24)	wr(7)	WR(24)	WR(5)	WR(21)	WR(23)	WR	WR (35)	wr	wr
15 Lowe	dnp	dnp	dnp	dnp	dnp	dnp	dnp	dnp	dnp	dnp	dnp	dnp	dnp	dnp
17 McManus	dnp	dnp	dnp	dnp	st	dnp	st	dnp	dnp	dnp	dnp	st	st	st
17 Langley	dnp	dnp	dnp	dnp	dnp	dnp	dnp	dnp	dnp	dnp	dnp	dnp	dnp	dnp
18 Bryant	rb (22)	rb (7)	dnp	RB(33)	RB(27)	RB(10)	rb	rb(34)	dnp	rb(10)	RB (6)	dnp	rb (19)	rb (16)
18 Moraven	dnp	dnp	dnp	dnp	dnp	dnp	dnp	dnp	dnp	dnp	dnp	dnp	dnp	dnp
20 Caparelli	dnp	dnp	dnp	dnp	dnp	dnp	dnp	dnp	dnp	dnp	dnp	dnp	dnp	dnp
20 Temple	st	st	st	st	st	st	st	st	st	st	st	st	st	st
21 Moore	WR (59)	WR (50)	WR(52)	WR(45)	WR(52)	WR(54)	WR(33)	WR(48)	RB(54)	RB(49)	st	RB (51)	RB (41)	RB (46)
22 Gattis	FS (42)	FS (40)	FS(66)	FS(63)	FS(57)	FS(22)	FS	FS	FS	fs (22)	FS	FS	FS	FS
23 Harris	rb (5)	st	rb(5)	rb(18)	rb(19)	rb(37)	RB(56)	RB(16)	dnp	dnp	rb (2)	rb (21)	rb (13)	dnp
24 Schofield	st	st	st	st	cb(24)	st	st	dnp	dnp	dnp	st	st	st	st
24 Schmidt	dnp	dnp	dnp	dnp	dnp	dnp	dnp	dnp	dnp	wr	dnp	dnp	dnp	dnp
26 Woods	dnp	st	dnp	rb(9)	rb(16)	rb(8)	dnp	rb(2)	rb(2)	rb(9)	rb (48)	dnp	dnp	dnp
27 Adams	dnp	dnp	dnp	dnp	dnp	st	dnp	dnp	dnp	dnp	dnp	dnp	dnp	dnp
29 Major	st	cb (3)	st	st	cb(10)	cb(4)	cb	cb	cb	cb	cb	cb	cb	cb
29 Wissing	dnp	dnp	dnp	dnp	dnp	dnp	dnp	dnp	dnp	dnp	dnp	dnp	dnp	dnp
30 Ghee	SS (39)	SS (70)	SS(78)	SS(47)	SS(57)	SS	SS	SS	SS	SS	SS	SS	SS	SS
32 Mason	st	ss (3)	st	st	dnp	dnp	dnp	dnp	st	st	st	st	st	st
34 Easley	lb (17)	lb (35)	lb(21)	lb(11)	lb(14)	dnp	LB	lb	lb(16)	lb	lb	dnp	lb	lb
35 Belton	FB (26)	FB (21)	FB(35)	FB(27)	FB(17)	FB(32)	fb(40)	FB(25)	fb(32)	FB(15)	fb (26)	fb (29)	fb (38)	FB (13)
36 Powell	dnp	dnp	dnp	dnp	dnp	dnp	dnp	st	dnp	dnp	dnp	dnp	dnp	dnp
36 Hill	dnp	dnp	dnp	dnp	dnp	dnp	dnp	dnp	dnp	dnp	dnp	dnp	dnp	dnp
37 Max O	dnp	dnp	dnp	dnp	dnp	dnp	dnp	dnp	dnp	dnp	dnp	dnp	dnp	dnp
37 Frye	dnp	dnp	dnp	dnp	dnp	dnp	dnp	dnp	dnp	dnp	dnp	dnp	dnp	dnp
38 Swank	P/PK	P/PK	P/PK	P/PK	P/PK	P/PK	P/PK	P/PK	P/PK	P/PK	P/PK	P/PK	P/PK	P/PK
39 McClinic	st	s (2)	st	s(13)	s(11)	st	st	st	dnp	dnp	dnp	lb	lb	st
40 Caldwell	dnp	dnp	dnp	dnp	dnp	dnp	dnp	dnp	dnp	dnp	dnp	dnp	dnp	dnp
41 Berry	lb (3)	lb (17)	lb(19)	lb(31)	lb(34)	lb	lb	lb	lb(15)	LB	lb	lb	lb	lb
42 Robinson	dnp	dnp	dnp	dnp	dnp	dnp	dnp	dnp	dnp	dnp	dnp	dnp	dnp	dnp
43 Arnoux	LB (21)	LB (35)	LB(35)	LB(25)	LB(32)	LB	lb	LB	LB(42)	LB	LB	LB	LB	LB
44 Rinfrette	dnp	st	st	fb(8)	fb(11)	fb(3)	fb	fb(3)	fb(3)	fb(7)	dnp	fb (1)	fb (8)	fb (3)
45 Simmons	st	lb (15)	lb(14)	lb(12)	lb(13)	lb	lb	lb	lb(3)	lb	lb	lb	lb	lb
46 Woodlief	dnp	dnp	dnp	dnp	dnp	dnp	dnp	dnp	dnp	dnp	dnp	dnp	dnp	dnp



Participation	SYR	DUKE	UCONN	MISS	LIB	CLEM	NCST	UNC	BC	FSU	VT	MD	GT	LOU
48 Andrews	DE (37)	DE	DE	DE(40)	de(29)	de(39)	de	de(25)	de(34)	dnp	de	de	de	de
49 McWhite	FB (4)	fb (3)	st	fb(8)	fb(7)	FB(6)	fb	st	st	fb(12)	fb (2)	fb (4)	fb (1)	st
50 Tomlin	dnp	dnp	dnp	dnp	dnp	dnp	dnp	dnp	dnp	dnp	dnp	dnp	dnp	dnp
51 Russell	dnp	dt (2)	dt(22)	dt(27)	dt(24)	dt(14)	dt	dt(32)	dt(38)	dt	dt	dt	dt	dt
52 Midgette	st	st	st	st	st	st	st	st	st	st	st	st	st	st
54 Wilson	dnp	dnp	dnp	dnp	st	dnp	dnp	dnp	dnp	de	de	dnp	dnp	dnp
55 Tucker	DE (38)	DE (57)	DE(43)	DE(27)	DE(24)	DE(27)	DE	DE(43)	DE(58)	DE	DE	DE	DE	DE
56 Haynes	dnp	dnp	dnp	dnp	dnp	dnp	dnp	dnp	dnp	dnp	dnp	dnp	dnp	dnp
57 Nenon	dnp	dnp	dnp	dnp	dnp	dnp	dnp	dnp	dnp	dnp	dnp	dnp	dnp	dnp
58 Carter	dnp	dnp	dnp	dnp	dnp	dnp	dnp	dnp	dnp	dnp	dnp	dnp	dnp	dnp
59 Curry	LB (50)	LB (66)	LB(69)	LB(51)	LB(44)	LB	LB	LB	LB(77)	LB	LB	LB	LB	LB
60 McMillin	st	dnp	dnp	og(2)	og(4)	og(3)	og(4)	og(11)	og(14)	og(15)	og (13)	og (21)	og (17)	og (48)
61 Jones	OT (73)	OT (56)	OT(45)	dnp	dnp	dnp	dnp	ot(11)	ot(20)	ot(33)	ot (20)	ot (35)	OT (30)	ot (20)
62 Bechtel	dnp	dnp	dnp	dnp	dnp	dnp	dnp	dnp	dnp	dnp	dnp	dnp	dnp	dnp
63 Conroy	dnp	dnp	dnp	dnp	dnp	dnp	dnp	dnp	dnp	dnp	dnp	dnp	dnp	dnp
64 Griffin	st	st	st	RT(38)	RT(29)	RT(37)	RT(36)	RT(24)	RT(21)	RT(36)	RT (45)	RT (27)	ot (28)	OT (35)
65 Crews	st	st	st	og(2)	og(3)	dnp	st	st	dnp	og(10)	st	st	st	st
67 Bailey	st	dnp	dnp	og(2)	og(4)	dnp	dnp	dnp	dnp	og(10)	dnp	dnp	dnp	dnp
70 DeGeare	OG (73)	OG (56)	OG(56)	OG(56)	OG(58)	OG(54)	OG(51)	OG(41)	OG(40)	OG(45)	OG (50)	OG (50)	OG (55)	OG (14)
71 Gaskins	dnp	dnp	dnp	dnp	dnp	dnp	dnp	dnp	dnp	dnp	dnp	dnp	dnp	dnp
73 Gaskin	st	dnp	dnp	dnp	dnp	dnp	dnp	dnp	dnp	dnp	dnp	dnp	dnp	dnp
74 Justice	C (73)	C (56)	C(56)	C(56)	C(58)	C(57)	C(55)	C(53)	C(52)	C(60)	C (63)	C (71)	C (72)	C (62)
75 Vallos	OT (73)	OT (57)	OT(56)	OT(56)	OT(58)	OT(58)	OT(55)	OT(52)	OT(53)	OT(60)	OT (61)	OT (71)	OT (72)	OT (62)
76 Birdsong	st	dnp	dnp	og(22)	og(37)	og(20)	og(20)	og(17)	og(10)	og(11)	dnp	ot (10)	ot (14)	ot (7)
77 Peterson	st	dnp	dnp	dnp	og(1)	dnp	dnp	dnp	dnp	og(10)	dnp	dnp	dnp	dnp
78 Frazier	OG (50)	OG (38)	OG(40)	OG(36)	og(31)	OG(40)	OG(36)	OG(32)	OG(31)	OG(32)	OG (39)	OG (50)	OG (56)	OG (48)
79 Brim	og (23)	og (18)	og(16)	og(21)	OG(27)	og(17)	og(19)	og(20)	og(22)	og(28)	og (24)	og (21)	og (17)	og (14)
80 Jones	dnp	dnp	dnp	dnp	dnp	dnp	dnp	dnp	dnp	dnp	dnp	dnp	dnp	dnp
81 Hollis	st	st	st	wr(2)	wr(5)	st	st	st	st	wr (10)	st	wr (1)	st	st
82 Idlette	WR (40)	WR (33)	WR (27)	wr(16)	wr(4)	wr(25)	WR(30)	WR(46)	WR(46)	WR(52)	WR	WR (59)	WR	WR
83 Morton	wr (40)	wr (33)	wr(29)	wr(49)	WR(53)	wr(50)	wr(24)	wr(12)	WR(51)	WR(49)	WR	WR (68)	WR	WR
84 Selmon	TE (61)	TE (50)	TE(56)	TE(40)	TE(22)	TE(19)	TE(37)	te	TE(42)	te(48)	TE (47)	TE (54)	TE (46)	TE (39)
85 Wooster	st	st	st	te(1)	te(2)	st	st	st	st	te(3)	st	st	st	st
86 Williams	dnp	dnp	dnp	dnp	dnp	dnp	dnp	dnp	dnp	dnp	dnp	dnp	dnp	dnp
87 Randolph	dnp	dnp	dnp	dnp	te(2)	st	dnp	dnp	dnp	te(4)	st	st	st	st
88 Brinkman	dnp	dnp	dnp	dnp	wr(4)	dnp	dnp	dnp	dnp	wr(13)	st	st	dnp	wr
89 Tereshinski	TE (51)	te (34)	te(37)	TE(25)	te(35)	TE(39)	te(17)	te(28)	te(18)	te(25)	te (29)	te (28)	TE	te (38)
90 Smith	NG (17)	NG (34)	NG(66)	NG(61)	NG(48)	NG(27)	NG	NG(13)	NG(30)	NG	NG	NG	NG	NG
92 Jarvis	st	st	st	st	st	dnp	st	st	st	st	st	st	st	st
93 Davis	de (13)	de (18)	de(23)	de(34)	de(31)	st	st	st	st	de	de	DE	DE	DE
94 Russell	dnp	dnp	dnp	dnp	dnp	dnp	dnp	dnp	dnp	dnp	dnp	dnp	dnp	dnp
95 Stukes	dt (49)	DT (70)	DT(64)	DT(52)	DT(42)	DT(59)	DT	DT(59)	DT(74)	DT	DT	dt	DT	dt
96 Robinson	ng (35)	dt (44)	dt(51)	dt(43)	dt(26)	dt(47)	dt	dt (48)	dt(32)	dt	dt	DT	dt	DT
97 Callahan	st	st	st	te(1)	te(7)	st	st	st	st	te(4)	st	te (2)	te (1)	st
98 Thompson	de (13)	de (20)	de(33)	de(42)	DE(26)	DE(53)	DE	DE(54)	DE(53)	DE	DE	de	de	de
99 Lockett	dnp	dnp	dnp	dnp	dt(5)	dnp	st	st	st	dt	dnp	dnp	dnp	dnp