

2004 Wake Forest Football

2004 Season In Review



Wake Forest
4-7, 1-7 ACC

Schedule & Results (4-7, 1-7)

S4	at Clemson	L, 30-37 (2ot)
S11	at East Carolina	W, 31-17
S18	North Carolina A&T	W, 42-3
S25	Boston College	W, 17-14
O2	at NC State	L, 21-27 (ot)
O9	Virginia Tech	L, 10-17
O23	Florida State	L, 17-20
O30	Duke	W, 24-22
N13	North Carolina	L, 24-31
N20	at Miami	L, 7-52
N27	at Maryland	L, 7-13

Football Quick Facts

Head Coach	Jim Grobe
Alma Mater	Virginia, 1975
WF Record	22-25 (4th Year)
Career Record	55-58-1 (10th Year)

Statistical Leaders:

Passing

Cory Randolph (Jr.)
(78-for-147, 53.1%, 3 TD, 4 INT)

Rushing

Chris Barclay (Jr.)
(243 for 1010, 91.8 per game, 9 TD)

Receiving

Nate Morton (So.)
(26 for 391, 39.1 per game, 1 TD)

Scoring

Chris Barclay (Jr.)
(9 TD, 54 points)

Tackles

Jonathan Abbate (Fr.)
(60 solo, 41 assist, 101 total)

Interceptions

Marcus McGruder (Sr.)
(3 for 68 yards, 3 TD)

Sacks

Matt Robinson (Fr.)
(3 for 10 yards)

Tackles For Loss

Matt Robinson (Fr.)
(10 for 35 yards)

Punting

Ryan Plackemeier (Jr.)
(64 for 2809, 43.9 per punt, 17 I-20)

Deacons Close Book On 2004 Season

Wake Forest finished the 2004 campaign with a 4-7 record. However, the season will most likely be remembered for its sequence of close calls and near misses. Six of the seven Deacon losses came by a touchdown or less and each of those games were decided in the final three minutes of regulation or in overtime.

Wake Forest said goodbye to 10 seniors, including Jason Anderson, Caron Bracy, Warren Braxton, Eric King, Blake Lingruen, Marcus McGruder, R.D. Montgomery, Jerome Nichols, Joe Salsich and Brad White. All 10 are expected to graduate by the end of the spring.

Five Deacons Earn All-ACC Accolades

Wake Forest placed five players on the All-ACC teams, including two first team selections, juniors Chris Barclay and Ryan Plackemeier. The second team included senior Eric King and sophomore Steve Vallos. Freshman Jonathan Abbate earned honorable mention.

Barclay led the ACC in rushing during the regular season with 1,010 yards on 243 carries. It marked the second straight year that Barclay has led the conference in rushing during the regular season. He was a second team selection last year. The native of Louisville, Ky., finished his junior year with nine touchdowns and rushed for 100 yards against ACC opponents on four occasions. Barclay tied the Wake Forest career rushing touchdown record of 30 and vaulted into third place on the Wake Forest career rushing yards chart. He stands an excellent chance of breaking those records next season as a senior.

For **Plackemeier**, it was his second consecutive first team selection. The native of Bonsall, Calif., led the ACC in punting for the second consecutive year. He punted 64 times for an average of 43.9 yards per attempt. He dropped 17 punts inside the 20-yardline and booted 18 punts of at least 50 yards. Four of his punts went for at least 60 yards.

King, a first team selection as a junior, made the second team as a senior. King ranked among the league leaders in a number of categories including forced fumbles, pass break-ups and passes defended. The native of Woodstock, Md., also had 5.5 tackles for loss and two sacks, showing his overall defensive ability. King becomes the first Deacon to earn All-ACC honors in consecutive years since 1991-92 when George Coghill accomplished the feat.

Vallos, a native of Boardman, Ohio, made the second team as a sophomore and was the third-leading vote-getter at offensive guard. Vallos helped pave the way for the Deacons to rank second in the ACC and 19th nationally in rushing offense. He played 766 snaps this season, grading out at 87 percent for the season with a team-high 114 knockdown blocks.

Abbate became only the second Wake Forest freshman to earn All-ACC honors of any kind, after all-time rushing leader James McDougald did it in 1976. He was 10 points short of making the second team. The native of Powder Springs, Ga., led the Deacons with 101 tackles, 30 more than any other player and 49 more than any other ACC freshman. He was one of only two freshmen nationally to register at least 100 tackles this season.

Abbate was the runner-up in the ACC Rookie of the Year voting, behind Georgia Tech wide receiver Calvin Johnson. During the four-year Grobe era, the Deacs have garnered 18 All-ACC picks, including five offensive line selections, three at running back, three defensive ends, two at punter, two cornerbacks, two return specialists and one at linebacker.

Wake Forest's five selections this year were tied for the third-most in school history. In 1970 and 1992, the Deacons had six selections. Wake Forest also had five honorees in 1971, 2001 and 2003.

The Deacons had four players on the first or second team, ahead of North Carolina's two, NC State's two and Duke's one. Clemson also had four selections in the top two teams.

Senior Class Says Goodbye

One thing is for certain about Wake Forest's graduating class of 10 seniors: they have left the program in much better condition than they found it. Under the leadership and talent of this group, the Deacons won 22 games, the most in a four-year span since 1944-47. Individually, the class included:

- **Jason Anderson**, who endured an injury-plagued senior year, but still ended his excellent career as Wake Forest's leader in yards per reception and sixth in career yards;

- **Caron Bracy**, who started all 11 games at linebacker and was the team's third-leading tackler with 57 stops, including 36 solo tackles. He led the Deacons in tackles as a junior;

- **Warren Braxton**, who was a starter at safety as a sophomore and

Quick Hits

Page 1 -- Five Deacons earn All-ACC honors, including two first team selections

Page 2 -- Chris Barclay became the first Deacon to rush for 1,000 yards in consecutive seasons and in 2005, could become only the fourth ACC player to do it three years in a row

Page 5 -- A sneak peek at a promising 2005 season for the Demon Deacons

Media Relations

Office Phone	336.758.5640
Office Fax	336.758.5140
Assoc. Director (FB)	Mike Vest
Cell Phone	336.575.7161
E-Mail	vestma@wfu.edu
Asst. AD/Media Relations	Dean Buchan
Cell Phone	336.287.8954
E-Mail	buchandw@wfu.edu
Asst. Director	Michael Bertsch
Asst. Director	Sam Perry
Intern	Courtney Tysinger
Administrative Asst.	TBA

Awards & Honors

Jonathan Abbate (Fr., LB)

- Bill George Award (WF)
- Honorable Mention All-ACC (ACSMA)
- ACC Rookie of the Year Runner-Up (ACSMA)
- 2nd Team Freshman All-America (Rivals)
- 3rd Team Freshman All-America (TSN)
- ACC All-Freshman Team (TSN)
- ACC Rookie of the Week (9/4)
- ACC Rookie of the Week (10/11)
- ACC Rookie of the Week (11/1)

Jason Anderson (Sr., WR)

- Preseason 2nd Team All-ACC (Athlon)
- Best Route Runner in ACC (TSN)

Micah Andrews (R-Fr., RB)

- ACC All-Freshman Team (TSN)
- ACC Rookie of the Week (9/20)

Chris Barclay (Jr., RB)

- 2004 Most Valuable Player (WF)
- First Team All-ACC (ACSMA)
- ACC Off. Back of the Week (9/4)
- Preseason 1st Team All-ACC (SS)

Matt Brim (Fr., OT)

- 2nd Team Freshman All-America (Rivals)
- 3rd Team Freshman All-America (TSN)
- ACC All-Freshman Team (TSN)

Eric King (Sr., CB)

- Most Outstanding Back (WF)
- Second Team All-ACC (ACSMA)
- Nagurski Award Watch List
- Preseason 1st Team All-ACC (SS)
- Preseason 2nd Team All-ACC (Athlon)

Blake Lingruen (Sr., C)

- Outland Trophy Watch List

Ben Mauk (Fr., QB)

- ACC All-Freshman Team (TSN)

R.D. Montgomery (Sr., TE)

- BB&T Community Service Award

Ryan Plackemeier (Jr., P)

- First Team All-ACC (ACSMA)
- First Team All-ACC (Rivals)
- Ray Guy Award Watch List
- Preseason 1st Team All-ACC (Athlon)
- Preseason 1st Team All-ACC (SS)

Cory Randolph (Jr., QB)

- ACC Off. Back of the Week (9/11)
- ABC Sports Player of the Week Finalist (9/11)
- Best Option QB (SS)

junior and a key reserve as a senior. He was the team's 5th-leading tackler in 2004 with 52 tackles including 35 solo stops;

- **Eric King**, who had 39 career pass break-ups and 42 career starts, including 41 in a row;

- **Blake Lingruen** started all 11 games at center and was the ironman of the offensive line, playing 768 snaps, grading out at 86 percent, second best on the team with 101 knockdown blocks;

- **Marcus McGruder**, whose three interception returns for touchdowns set a new ACC single season record. He had seven pass break-ups, to finish the year with 10 passes defensed, ranking among the ACC leaders in that category;

- **R.D. Montgomery**, who came on strong as a senior with his first four career starts at tight end. He hauled in three catches for 58 yards, including a 33-yard reception at East Carolina;

- **Jerome Nichols**, who started eight games at defensive tackle as a senior. He had 22 tackles with 17 solo stops and recorded 5.5 tackles for loss... had sacks against Miami and NC State and blocked a field goal attempt at East Carolina;

- **Joe Salsich**, who started three games at guard... helped pave the way for the 2nd-best rushing offense in the ACC (206.1 ypg) and a rushing offense that ranked 19th in the nation;

- **Brad White**, started nine games at linebacker and was a three-year starter. As a senior, he was the team's fourth-leading tackler with 55 tackles, including 40 solo stops... had 7.5 tackles for loss which tied for second on the team. His 36-yard fumble return for a touchdown against Florida State was one of the season's most memorable moments. White was an Academic All-District III selection.

Barclay Claims Regular Season Rushing Title

For the second straight year, Chris Barclay led the ACC in rushing through the regular season.

The junior from Louisville, Ky., was the only ACC running back to rush for 1,000 yards in the regular season. He finished with 243 carries (tops in the ACC), 1,010 yards and nine touchdowns.

For his performance, Barclay made the All-ACC first team.

Barclay was at his best against ACC opponents, rushing for 837 yards and seven scores in eight games, an average of 104.6 yards per contest.

During the final game of the year, at Maryland, Barclay passed the 1,000-yard plateau and also scored his 30th career touchdown, tying the school record in that category.

Next season, Barclay has a great chance to become Wake Forest's all-time leading rusher, if he remains healthy. With at least 11 games left in his career, he stands 401 yards away from passing Michael Ramseur for second place and 907 from James McDougald for the top spot. He would have to average 83 yards per game to become the school's all-time rushing leader.

Barclay is one of only two junior running backs from a BCS conference to have at least 2,800 yards and 30 touchdowns in his career. The other is Marion Barber III of Minnesota.

Barclay became the first Deacon in history, and just the 14th back in ACC history, to rush for 1,000 yards in consecutive seasons. Looking ahead to next year, only three players in the illustrious 52-year history of the ACC have ever rushed for 1,000 yards in three straight years. They include Ted Brown of NC State (1976-78), Amos Lawrence of North Carolina (1977-80) and the player to whom Barclay is most often compared, Warrick Dunn of Florida State (1994-96).

The Key Players On Offense

QB	8	Ben Mauk	R-Fr.	6-1	205	Started the last three games (vs. UNC, at Miami, at Md.)
QB	17	Cory Randolph	R-Jr.	6-2	215	Led Wake on a 7-plus minute drive at Miami, longest of 2004
TB	28	Chris Barclay	Jr.	5-10	173	First team All-ACC; ran for 1,000 yards second straight year
TB	13	Micah Andrews	R-Fr.	5-10	206	Has six touchdowns on his rookie season resume
WR	83	Nate Morton	R-So.	6-4	196	Wake Forest's leading receiver with 26 rec., 391 yards
WR	80	Jason Anderson	R-Sr.	6-3	195	NFL prospect was been slowed by injuries all year long
WR	14	Kevin Marion	R-Fr.	5-9	159	Speedster caught his first career TD pass against Duke
WR	5	Chris Davis	Jr.	5-11	182	Made 15 catches for 199 yards and a team-best 2 TDs
WR	82	Willie Idlette	R-So.	5-11	175	Caught the game-winning TD with 1:05 left vs. Boston Coll.
OL	75	Steve Vallos	R-So.	6-3	297	Second team All-ACC; played four positions, graded at 92%
LT	72	Wesley Bryant	R-Jr.	6-4	293	Florida transfer started three games at left tackle
LG	61	Arby Jones	R-So.	6-4	255	Undersized guard started last seven games at left guard
C	76	Blake Lingruen	R-Sr.	6-4	298	Preseason Outland Trophy candidate started 11 games
RG	66	Greg Adkins	R-Jr.	6-3	290	Started seven games at right guard
RT	79	Matt Brim	R-Fr.	6-6	305	Second team Freshman All-American (<i>rivals.com</i>)
PK	81	Ryan Plackemeier	Jr.	6-4	235	4-for-9 on field goals since Wisnosky's torn ACL injury
KR	14	Kevin Marion	R-Fr.	5-9	159	Ranked sixth in the ACC in kickoff returns (23.0 per return)
KR/PR	82	Willie Idlette	R-So.	5-11	175	Ranked 11th in the ACC in punt returns (4.7 per return)

More On Barclay...**Returning NCAA Active Career Leaders (RBs)**

Name	School	Class	Att	Yds	TD
DeAngelo Williams	Memphis	Jr.	659	4,062	37
DonTrell Moore	New Mexico	Jr.	753	3,675	37
Marion Barber III	Minnesota	Jr.	575	3,276	35
Ryan Moats	La. Tech	Jr.	499	3,112	28
Chris Barclay	Wake Forest	Jr.	622	2,905	30

Consecutive 1,000 Yard Rusher In ACC History

Name	School	Years	Seasons
Ted Brown	NC State	3	1976-1978
Warrick Dunn	Florida State	3	1994-1996
Amos Lawrence	North Carolina	3	1977-1980
Tiki Barber	Virginia	2	1995-1996
Chris Barclay	Wake Forest	2	2003-2004
Kelvim Bryant	North Carolina	2	1981-1982
Woody Dantzler	Clemson	2	1995-1996
Ethan Horton	North Carolina	2	1983-1984
Thomas Jones	Virginia	2	1998-1999
Don McCauley	North Carolina	2	1969-1970
Natrone Means	North Carolina	2	1991-1992
Mike Voight	North Carolina	2	1975-1976
Charlie Wysocki	Maryland	2	1979-1980

Abbate Leads Deacons In Tackles

Redshirt freshman linebacker Jonathan Abbate led Wake Forest with 101 tackles, 30 more than anyone else.

He was named honorable mention All-ACC and was the runner-up in the voting for ACC Rookie of the Year behind Georgia Tech's Calvin Johnson.

Abbate was a three-time ACC Rookie of the Week and had 49 more tackles than any other ACC freshman. He was one of only two freshmen nationally to record 100 tackles this season and became the first Deacon to reach the 100-tackle plateau since 2001.

Barclay Named WF's Most Valuable Player; King, Abbate Earn Team Awards

Junior Chris Barclay was named the team's most valuable player, senior Eric King won the Most Outstanding Back Award and freshman Jonathan Abbate earned the winner of the Bill George Award to highlight the 2004 Wake Forest Football banquet on December 5 at Bridger Field House.

Barclay was elected most valuable player in a vote by his teammates.

King won the Outstanding Back Award, given annually to the best offensive or defensive back. He started 10 games and led the team with 11 pass break-ups to rank fourth in the ACC in that category.

Abbate earned the Bill George Award, given annually to Wake Forest's standout lineman on offense or defense in honor of the school's first All-American who eventually went to eight Pro Bowls and earned a place in the NFL Hall of Fame. Abbate led Wake Forest with 101 tackles, 30 more than any other Deacon.

Plackemeier Leads the ACC In Punting

For the second straight year, Ryan Plackemeier led the ACC in punting and for the second straight year, he was rewarded with first team All-ACC honors.

Plackemeier averaged a league-best 43.9 yards per punt. The junior from Bonsall, Calif., saved his best punt of the year for last. He blasted a 69-yarder at Maryland that went out of bounds for no return.

Plackemeier also pulled triple duty for much of 2004 while placekicker Matt Wisnosky was sidelined with a knee injury. Plackemeier handled the trifecta of kicking duties -- kickoffs, placekicking and punting.

One area of major improvement for Plackemeier was his accuracy. Always known for his strong leg, Plackemeier also dropped 17 punts inside the 20-yardline this season.

Matt Robinson (Fr., DE)

- ACC All-Freshman Team (TSN)
- ACC Rookie of the Week (10/25)

John Tereshinski (Fr., TE)

- ACC All-Freshman Team (TSN)

Steve Vallos (So., OG)

- First Team All-ACC (Rivals)
- Second Team All-ACC (ACSMA)

Brad White (Sr., LB)

- CoSIDA Academic All-District III

The Key Players On Defense

DE	42	Matt Robinson	R-Fr.	6-2	226	Rookie led the Deacons with 10 tackles for loss
DE	55	Jyles Tucker	So.	6-4	250	Started seven games at defensive end
DE	98	Jeremy Thompson	Fr.	6-5	230	Only true scholarship freshman to play this season
DE	48	Bryan Andrews	R-So.	6-6	252	Played in nine games and made 16 tackles
DT	85	Jerome Nichols	R-Sr.	6-2	273	Started 10 games, had 22 tackles, including 5.5 for loss
DT	95	Zach Stukes	R-Fr.	6-4	279	Played in all 11 games as a rookie, made 13 tackles
NT	57	Goryal Scales	R-Jr.	6-0	283	Started eight games, had 21 tackles, 2.5 for loss
SAM	2	Caron Bracy	R-Sr.	6-0	226	Started all 11 games, third on the team with 57 tackles
MIKE	51	Pierre Easley	R-So.	6-0	246	Started seven games, played in nine, 27 tackles, 3 for loss
MIKE	40	Jonathan Abbate	R-Fr.	6-0	247	Runner-up for ACC Rookie of the Year, led with 101 tackles
WILL	45	Brad White	R-Sr.	6-2	232	Three-year starter, 4th with 55 tackles, 2nd with 7.5 TFL
CB	9	Eric King	Sr.	5-10	185	Two-time All-ACC corner started 42 career games
CB	3	Marcus McGruder	R-Sr.	5-9	188	3 interceptions all for touchdowns this season; ACC record
CB	7	Riley Swanson	R-So.	6-0	178	Nickleback had 49 tackles and five pass break-ups
FS	22	Josh Gattis	R-So.	6-2	196	2nd-leading tackler (71), led ACC with three fumble rec.
FS	27	Warren Braxton	R-Sr.	6-0	208	Fifth-leading tackler (52), 3.5 TFL, 2 sacks, 1 interception
SS	30	Patrick Ghee	R-So.	6-2	204	Had 51 tackles in his first year as a starter
P	81	Ryan Plackemeier	Jr.	6-4	235	Earned first team All-ACC honors for second straight year

Final ACC Standings

	ACC		OVERALL	
	W	L	W	L
Virginia Tech	7	1	9	3
Florida State	6	2	9	3
Miami	5	3	9	3
Virginia	5	3	8	4
North Carolina	5	3	6	6
Georgia Tech	4	4	7	5
Clemson	4	4	6	5
NC State	3	5	5	6
Maryland	2	5	5	6
Wake Forest	1	7	4	7
Duke	1	7	2	9

Tracking the Opponents

Clemson	6-5, 4-4 ACC
This Week:	Season Complete
East Carolina	2-9, 2-6 C-USA
This Week:	Season Complete
North Carolina A&T	3-8, 1-6 MEAC
This Week:	Season Complete
Boston College	9-3, 4-2 Big East
This Week:	Season Complete
NC State	5-6, 3-5 ACC
This Week:	Season Complete
Virginia Tech	9-3, 5-1 ACC
This Week:	Season Complete
Florida State	9-3, 6-2 ACC
This Week:	Season Complete
Duke	2-9, 1-7 ACC
This Week:	Season Complete
North Carolina	6-6, 5-3 ACC
This Week:	Season Complete
Miami	9-3, 5-2 ACC
This Week:	Season Complete
Maryland	5-6, 3-5 ACC
This Week:	Season Complete

Grobe Leads Deacons Into Successful Era

With 22 wins in the first four years of the Grobe era, Wake Forest is in the midst of one of its most successful periods in school history.

In fact, that four-year total is among the best in program history. The school record is 25 and it hasn't been since the late-1940's when Wake Forest won 23 games in a four-year span.

Close Calls Abound In 2004

Eight of Wake Forest's 11 games were decided in the game's closing moments, including a pair of overtime games. Six of the team's seven losses came by a touchdown or less. Even two of Wake Forest's wins were nail-biters, with the key play coming with less than 70 seconds left.

Seven of Wake's final eight games -- eight of the team's 11 games -- have been decided in the closing seconds. Despite just a 4-7 record, the Deacons had excellent chances to win every game this season, except at Miami. The first five losses were by a combined 30 points. 26 of the 47 games in the Grobe era have been decided by less than seven points.

Wake Forest was tied or leading in the fourth quarter in nine of 11 games this season.

Deacons In Nailbiters

Opponent	Half	4th	Key Score/Play	Time	Final
Clemson	17-19	27-19	11-yd TD pass	2:07	L, 30-37
<i>Boston Coll.</i>	<i>10-7</i>	<i>10-14</i>	<i>40-yd TD pass</i>	<i>1:09</i>	<i>W, 17-14</i>
NC State	14-0	21-21	8-yd TD run	OT	L, 21-27
Va. Tech	7-10	10-10	7-yd TD run	2:10	L, 10-17
Fla. State	14-3	17-17	22-yd field goal	1:03	L, 17-20
<i>Duke</i>	<i>14-9</i>	<i>24-22</i>	<i>Recover onside kick</i>	<i>1:04</i>	<i>W, 24-22</i>
N. Carolina	3-10	24-24	45-yd TD pass	0:36	L, 24-31
Maryland	0-13	7-13	Inc. pass in endzone	4:06	L, 7-13

Groves Stadium Attendance Records Fall

The attendance at the UNC game of 37,623, was the largest crowd to see a game at Groves Stadium, breaking a 24-year old record of 37,411 set in 1980 against North Carolina.

Temporary bleachers were erected to house 2,000 fans in front of Bridger Field House and on Deacon Hill.

In setting the single game record, Wake Forest also shattered the season attendance record. In six games this year, the Deacons drew 184,215 -- an average of 30,702. The previous record was 28,273 set last season.

Top Attendance Seasons

Year	Dates	Avg.	Total
2004	6	30,762	184,575
2003	7	28,273	197,911
2002	6	26,537	159,222
1980	6	26,485	158,910

McGruder Sets New ACC Record

When senior cornerback Marcus McGruder returned a Darian Durant interception for a touchdown in the third quarter against North Carolina, he not only ran into the end-zone, but he also ran his way into the ACC record book.

It was McGruder's third interception return for a touchdown this season, breaking the ACC record previously held by eight players. One of those players was Wake Forest career interception leader A.J. Greene (1985-88).

In fact, all three of McGruder's picks went for touchdowns and happened against in-state opponents. His interceptions have come against North Carolina A&T, NC State and North Carolina.

This season, four players have returned a pair of interceptions for touchdowns including Duke's John Talley. However, no one has returned three except for McGruder.

The NCAA record for most interceptions for touchdowns in a season is four. That feat was accomplished in 1999 by California's Deltha O'Neal, a five-year NFL veteran now of the Cincinnati Bengals.

Gold Rush

Wake Forest saw its three-year streak of leading the ACC in rushing come to an end in 2004, but the Deacons still owned of the nation's most effective rushing attacks.

The Deacons ranked 17th nationally and second in the league (206.1) in rushing yards per game behind only Virginia.

Unless the Deacons run for 350 more yards than Virginia this week, the Deacons will not lead the league in rushing -- marking the first time a Jim Grobe team has failed to league the ACC or the MAC in rushing since 1995.

Individually, however, Chris Barclay leads the ACC in rushing.

Deacons Make The Grade

During the summer of 2004, the American Football Coaches Association (AFCA) honored Wake Forest as having one of the top five graduation rates in all of college football.

As a team, Wake Forest posted a graduation rate of 94 percent. The national average was 59 percent.

Boston College, Northwestern, Notre Dame and Oklahoma State were also in the top five.

Other ACC schools which earned distinction for having a rate of 70 percent or better included Duke, Maryland, Miami, North Carolina and Virginia Tech.

All 10 Wake Forest seniors will graduate this year.

Deacons On The Tube

Wake Forest had three games on national television this season and nine games, overall. Both marks tie school records.

Anderson Passes 2,000 Career Receiving Mark

In the first half against Florida State, Jason Anderson surpassed the 2,000 career yard receiving mark. He finished with six catches and 99 yards.

Anderson also moved into 6th place on the Wake Forest all-time receiving yards chart. He passed Red O'Quinn (1946-49) and James Brim (1983-86).

The Charlotte native finished in 11th place on the career receptions chart and needed nine more for the top 10.

Active ACC Leaders (Rushing)

1. CHRIS BARCLAY (WF)	2,905
2. Wali Lundy (VA)	2,619
3. T.A. McLendon (NCS)	2,479
4. P.J. Daniels (GT)	2,416
5. Alvin Pearman (VA)	2,247

Active ACC Leaders (Receiving)

1. Craphonso Thorpe (FSU)	2,153
2. JASON ANDERSON (WF)	2,066
3. Airese Curry (CU)	2,039
4. Heath Miller (VA)	1,668
5. Jarwarski Pollock (UNC)	1,617

Active NCAA Leaders (Punting)

1. John Torp (COLO)	44.78
2. Tom Malone (USC)	44.53
3. RYAN PLACKEMEIER (WF)	44.39
4. Daniel Sepulveda (BAY)	44.30
5. Joel Stelly (UL-M)	44.12

Looking Ahead to 2005

With 18 starters, including both specialists expected to return in 2005, the future of Wake Forest football is bright.

The Deacons will need to replace just two starters on offense -- Jason Anderson and Blake Lingruen.

Defensively, Wake Forest will have big shoes to fill, especially at cornerback, with the departures of All-ACC candidates Eric King and Marcus McGruder, and linebacker, as Caron Bracy and Brad White graduate.

However, the coaching staff is very excited about the 19-man freshman class, 17 that redshirted this year.

The class is particularly strong at linebacker and in the secondary -- exactly the areas where the Deacons will need the most help on the defensive side of the ball due to graduation losses.

Wake Forest redshirted four linebackers, including Eric Berry and Aaron Curry who could make an immediate impact next season.

At cornerback, the staff is excited to take Kevin Patterson and Alphonso Smith off the scout team. An exceptional athlete, Smith often played the role of the opponent's fastest offensive threat, such as Virginia Tech's Bryan Randall or UNC's Darian Durant. Both Patterson and Smith will contend for starting roles in 2005.

Next year, Wake Forest will get a big boost with the return of linebacker James Adams (knee ligaments), full-back Damon McWhite (knee ligaments) and offensive lineman Brodie Overstreet (eye). That trio suffered injuries in week one and week two that prevented them from participating the entire year.

Running back D'Angelo Bryant, nicknamed "The Bus," played in 2003 as a true freshman and will be in the mix next fall.

Plus, placekicker Matt Wisnosky will be ready to go after tearing knee ligaments against Virginia Tech on Oct. 9.

More than anything else, however, the Deacons will simply benefit from a year of experience and a winter in the weight room.

Amazingly, 11 different freshmen started games for Wake Forest in 2004.

The seven on offense included Ben Mauk (QB), Micah Andrews (RB), Kevin Marion (WR), Matt Brim (OT), Zac Selmon (TE), John Tereshinski (TE) and Brodie Overstreet

(OG). The four on defense were Jonathan Abbate (MLB), Matt Robinson (DE), Zach Stukes (DT) and Jeremy Thompson (DE).

The 2005 Schedule

While the exact schedule will not be released until January 15, Wake Forest already knows its opponents for the 2005 campaign.

The Deacons will play three non-conference games. Wake Forest will host East Carolina and Vanderbilt, and travel to Nebraska. Clemson, Maryland, Miami and NC State come to Groves Stadium. The Deacons will travel to Boston College, Duke, Florida State and Georgia Tech. Wake Forest will not play North Carolina, Virginia or Virginia Tech.

What's Coming Back in 2005?**Offensive Starters:**

Returning (10): OG Greg Adkins, RB Chris Barclay, OT Matt Brim, WR Willie Idlette, OG Arby Jones, FB Damon McWhite*, WR Nate Morton, TE Zac Selmon, OL Steve Vallos.

Lost (2): WR Jason Anderson, C Blake Lingruen.

Defensive Starters:

Returning (6): MLB Jonathan Abbate, FS Josh Gattis, SS Patrick Ghee, DE Matt Robinson, DT Goryal Scales, DE Jeremy Thompson.

Lost (5): LB Caron Bracy, CB Eric King, CB Marcus McGruder, DT Jerome Nichols, LB Brad White.

Specialists:

Returning (2): P Ryan Plackemeier, PK Matt Wisnosky.

Odds & Ends

■ Micah Andrews' six touchdowns was a new school record for most rushing scores by a redshirt freshman.

■ The Duke game marked the second comeback victory for the Deacons this year, the 11th of the Grobe era.

■ Cory Randolph's 300-yard passing, 100-yard rushing performance at East Carolina put him into select company. Only Charlie Ward (FSU) and Woody Dantzler (Clemson) had ever accom-

plished the feat before and only 13 players in NCAA history had ever equaled those stats. For the record, Randolph finished with 344 yards in the air and 107 yards on the ground -- both career-highs.

■ When the Deacons failed to score a rushing touchdown against Boston College, it was a first in the Jim Grobe era -- a stretch of 47 straight games.

■ Wake Forest's 39-point margin of victory against North Carolina A&T was the largest of the Jim Grobe era and the most by a Deacon team since 1999 when Wake Forest beat UAB 47-3 at Groves Stadium.

■ Jim Grobe's teams had led their conference in rushing for eight straight years -- 1996 to 2000 at Ohio and 2001 to 2003 at Wake Forest. That streak was broken in 2004.

■ It only took Wake Forest four games to have three different players rush for 100 yards in a game and three different players post 100-yard receiving days in a game. That has happened only once in school history.

National Polls**Associated Press (Final)**

1. USC (62)	13-0
2. Auburn (3)	13-0
3. Oklahoma	12-1
4. Utah	12-0
5. Texas	11-1
6. Louisville	11-1
7. Georgia	10-2
8. Iowa	10-2
9. California	10-2
10. Virginia Tech	10-3
11. Miami	9-3
12. Boise State	11-1
13. Tennessee	10-3
14. Michigan	9-3
15. Florida State	9-3
16. LSU	9-3
17. Wisconsin	9-3
18. Texas Tech	8-4
19. Arizona State	9-3
20. Ohio State	8-4
21. Boston College	9-3
22. Fresno State	9-3
23. Virginia	8-4
24. Navy	10-2
25. Pittsburgh	8-4

Opponents receiving votes: None.

ESPN/USA Today (Final)

1. USC (61)	13-0
2. Auburn	13-0
3. Oklahoma	12-1
4. Texas	11-1
5. Utah	12-0
6. Georgia	10-2
7. Louisville	11-1
8. Iowa	10-2
9. California	10-2
10. Virginia Tech	10-3
11. Miami	9-3
12. Michigan	9-3
13. Boise State	11-1
14. Florida State	9-3
15. Tennessee	10-3
16. LSU	9-3
17. Texas Tech	8-4
18. Wisconsin	9-3
19. Ohio State	8-4
20. Arizona State	9-3
21. Boston College	9-3
22. Fresno State	9-3
23. Virginia	8-4
24. Navy	10-2
25. Florida	7-5

Opponents receiving votes: None.

Poll Notes

Opponents in the Top 25	4
vs. Ranked Opponents in 2004	0-3
vs. Ranked Opponents in 2003	1-1
vs. Ranked Opponents under Grobe	1-8

Quotebook

On The Wake Forest Secondary:
 "They felt their corners were good enough to stay with our wideouts. And they were. They played darn good. We simply couldn't get away from them."
 -- **FSU Coach Bobby Bowden**

On Playing Wake Forest:
 "As much as we talk about how we've got better players, how we've got more of this and more of that, I don't care what we bring up here. It's a battle to the very last minute."
 -- **FSU Coach Bobby Bowden**

On Chris Barclay:
 "He's a sensational runner. He's shifty and so hard to bring down. He just slips right off tacklers."
 -- **ABC's Terry Bowden**

On Ryan Plackemeier's punts:
 "It sounds like a gunshot. You pretty much know something's going on."
 -- **R.D. Montgomery**

On Ryan Plackemeier's punts:
 You have to watch out when you're walking out for practice. He can take you out with one kick."
 -- **Chris Barclay**

On Ryan Plackemeier's punts:
 "You might want to stay inside and away from the windows. He can flat hit it. He's definitely a weapon."
 -- **Jim Grobe**

On Eric King
 "He's the most tenacious cornerback I've ever been around and he's the kind of kid that makes you love being a football coach."
 -- **Jim Grobe**

On Playing Linebacker
 "To play linebacker, you've just got to be mean. I'll tell you what, I love hitting people in the mouth. That's what I love to do and that's why I play this position."
 -- **Jonathan Abbate**

On The Staff's Recruiting Philosophy
 "We'll always take a small guy who can be great rather than a big guy who's not a great player. We don't want the guy who's real tall, looks good getting off the bus but can't play dead in a cowboy movie."
 -- **Jim Grobe**

Who's Up, Who's Down

The following coaches were located in the pressbox during games: Keith Henry (DE), Ray McCartney (DT), Steed Lobotzke (OC/OL), Keith Sherman (WR)

The following coaches were located in the field during games: Jeff Mullen (QB), Billy Mitchell (RB), Tom Elrod (FB/TE), Brad Lambert (LB), Dean Hood (DC/DB)

Overtime Redux

From 1996, when the NCAA introduced its current overtime format, through 2003, Wake Forest had played just two overtime games.

The Deacons played two during the 2004 season. The Clemson game was Wake's first ever double-overtime contest and was the third-longest overtime in ACC history.

All-time, the Deacons are 0-4 in overtime games including at Northern Illinois in the 2002 opener, a 42-41 single overtime loss, a 30-27 single overtime loss to Appalachian State. The Deacons lost 37-30 in double overtime at Clemson and lost 27-21 in one overtime period at North Carolina State.

Rookie Report

Just as the Wake Forest coaching staff had hoped, they were able to preserve a year of eligibility for nearly the entire freshmen class.

In fact, only two true freshmen saw action in 2004 -- defensive end Jeremy Thompson and walk-on long snapper Nick Jarvis. That was the fewest number in the ACC.

Jarvis played in 10 games and was responsible for all long snapping duties. Thompson had a productive freshman year with three tackles for loss, a sack, an interception against Florida State and he blocked two field goal tries.

A handful of rookies were pushing for playing time and could have helped the team's depth, particularly in the middle and later portions of the season when injuries were piling up at linebacker and in the secondary.

In the four years of the Grobe era, only eight true freshmen have seen playing time and the coaching staff hopes that eventually, they won't have to play any.

In addition to Jarvis and Thompson, the list included D'Angelo Bryant and Jyles Tucker (2003), Chris Barclay, Chris Davis and Ryan Plackemeier (2002) and Eric King (2001).

For comparison's sake, here is the number of true freshmen that saw action in 2004 around the ACC:

Duke	14
North Carolina	13
Georgia Tech	11
Virginia	11
Florida State	10
Miami	8
Maryland	8
NC State	7
Virginia Tech	7
Boston College	5
Clemson	2
Wake Forest	2

Deacons Make A Good First Impression

Wake Forest has won each of its home openers under Grobe. The Deacons beat Appalachian State 20-10 in 2001, beat East Carolina 27-22 in 2002, beat 14th-ranked NC State 38-24 in 2003 and beat North Carolina A&T 42-3 in 2004.

The Deacons are 24-13 in home openers since Groves Stadium opened in 1968.

Wake Forest's Record When...

At Home	.3-3
On The Road	.1-4
In ACC Games	.1-7
Non-Conference Games	.3-0
Vs. Ranked Opponents	.0-3
In September	.3-1
In October	.1-3
In November	.0-3
On Television	.2-6
On ABC	.0-2
On ESPN	.0-2
On ESPN2	.1-0
On Jefferson-Pilot	.1-3
In Afternoon Games	.2-7
In Night Games	.2-0
Scoring First	.3-3
Opponent Scores First	.1-4

Leading At Halftime	.4-2
Tied At Halftime	.0-0
Trailing At Halftime	.0-5
Leading After Three Quarters	.4-2
Tied After Three Quarters	.0-1
Trailing After Three Quarters	.0-4
Scoring 30+ Points	.2-1
Scoring 20-29 Points	.1-2
Scoring 0-19 Points	.1-4
Opponent Scores 30+ Points	.0-3
Opponent Scores 20-29 Points	.1-2
Opponent Scores 10-19 Points	.2-2
Opponent Scores 0-9 Points	.1-0
Compiling More Rush Yards	.3-5
Opponent Has More Rush Yards	.1-2
Compiling More Pass Yards	.1-1
Opponent Has More Pass Yards	.3-6

Completing 60% Of Passes	.2-1
Opponent Completing 60%	.1-4
Compiling More Total Yards	.2-2
Compiling Less Total Yards	.2-5
Leading Time Of Possession	.2-1
Trailing Time Of Possession	.2-6
Getting a Def/Spec. Teams TD	.1-3
Allowing a Def/Spec. Teams TD	.0-2
Committing Fewer Penalties	.0-4
Committing Equal Penalties	.0-1
Committing More Penalties	.4-2
Winning The Turnover Battle	.1-5
Turnovers Are Equal	.2-1
Losing The Turnover Battle	.1-1
Winning The Coin Toss	.3-3
Losing The Coin Toss	.1-4

Wake Forest Record Book Update

Career Passing Leaders (Yards)

	Years	Comp-Att	Pct.	Yards	TD	
7.	James MacPherson	1999-02	349-636	54.6	4716	16
8.	Norm Snead	1958-60	272-601	45.3	4040	27
9.	Phil Barnhill	1987-90	310-656	47.3	3931	23
10.	Mike McGlamry	1974-77	309-610	50.7	3684	17
11.	Cory Randolph	2002-	246-441	55.7	3078	11
12.	Foy White	1983-85	281-474	59.2	2901	26
13.	Ben Sankey	1996-99	238-405	58.8	2750	15

Career Passing Leaders (Completion Pct.)

	Years	Comp-Att	Pct.	
1.	Rusty LaRue	1992-95	472-786	60.1
2.	Foy White	1983-85	281-474	59.3
3.	Gary Schofield	1981-83	640-1113	57.5
4.	David Webber	1978-79, 81	151-267	56.6
5.	Cory Randolph	2002-	246-441	55.7
6.	Mike Elkins	1985-88	609-1109	54.9
7.	James MacPherson	1999-02	349-639	54.6

Career Receiving Leaders (Receptions)

	Years	Rec	Yards	Avg	TD	
7.	Wayne Baumgardner	1978-81	135	2303	17.1	12
8.	Todd Dixon	1990-93	134	2300	17.2	22
9.	Red O'Quinn	1946-49	122	1974	16.2	22
	Steve Brown	1987-90	122	1678	13.8	3
11.	Jason Anderson	2001-04	115	2066	17.9	15
12.	Tim Ryan	1980-83	111	1591	14.3	10
13.	Michael Ramseur	1982-85	109	825	7.6	2
14.	Kenny Duckett	1978-81	108	1499	13.9	19
	Steve Young	1974-77	108	1173	10.8	6

Career Receiving Leaders (Yards)

	Years	Yards	
2.	Desmond Clark	1995-98	2834
3.	Jammie Deese	1996-99	2348
4.	Wayne Baumgardner	1978-81	2303
5.	Todd Dixon	1990-93	2300
6.	Jason Anderson	2001-04	2066
7.	James Brim	1983-86	2040

Career Receiving Leaders (Yards Per Catch)

	Years	Rec	Yards	Avg	
1.	Jason Anderson	2001-04	115	2066	17.9
2.	Todd Dixon	1990-93	134	2300	17.2
3.	Wayne Baumgardner	1978-81	135	2303	17.1

Career Rushing Leaders (Yards)

	Years	Rushes	Yards	Avg	TD	
1.	James McDougald	1976-79	880	3811	4.3	30
2.	Michael Ramseur	1982-85	753	3325	4.4	30
3.	Chris Barclay	2002-	622	2905	4.7	30
4.	Tarance Williams	1999-02	575	2581	4.5	22
5.	Morgan Kane	1996-99	647	2550	3.9	17
6.	Topper Clemons	1982-85	506	2479	4.9	13
7.	John Leach	1990-93	474	2246	4.7	17
8.	Larry Hopkins	1970-71	452	2212	4.9	10
9.	Anthony Williams	1988-91	511	2203	4.3	19
10.	Larry Russell	1969-71	639	1923	3.0	29

Career Rushing Leaders (Touchdowns)

	Years	TD	
1.	Chris Barclay	2002-	30
	James McDougald	1976-79	30
	Michael Ramseur	1982-85	30
4.	Larry Russell	1969-71	29
5.	Tarance Williams	1999-02	22

Career Rushing Leaders (Yards Per Rush)

	Years	Rushes	Yards	Avg	
6.	Topper Clemons	1982-85	506	2479	4.90
7.	Bill Barnes	1954-56	336	1607	4.78
8.	John Leach	1990-93	474	2246	4.74
9.	Chris Barclay	2002-	622	2905	4.67
10.	Guido Scarton	1949-51	238	1085	4.56

Career Scoring (Total Points)

	Years	TD	XP	FG	Tot
4.	James McDougald	1976-79	32	0	192
5.	Chris Barclay	2002-	30	0	180
	Larry Russell	1969-71	29	3	180
7.	Ricky Proehl	1986-89	29	0	174
8.	Mike Green	1990-93	0	55	154
9.	Phil Denfield	1979-82	4	61	151
10.	Matt Wisnosky	2002-	0	75	150

Career Punting Leaders (Yards Per Punt)

	Years	Punts	Yards	Avg.	
1.	Ryan Plackemeier	2002-	153	6792	44.39
2.	Chuck Ramsey	1971-73		44.0	
3.	Harry Newsome	1981-84		43.6	

Single Season Punting Average

	Years	Avg	
1.	Ryan Plackemeier	2003	45.6
2.	Harry Newsome	1983	45.5
3.	Chuck Ramsey	1973	44.8
4.	Ryan Plackemeier	2004	43.9

Career Placekicking Leaders (Field Goals)

	Years	FG	
3.	Mike Green	1990-93	33
4.	Matt Wisnosky	2002-	25
5.	Bill Hollows	1993-95	23

Career Placekicking Leaders (Field Goal Pct.)

	Years	FG	FGA	Pct.
2.	Matthew Burdick	1996-99	46	.687
3.	Mike Green	1990-93	33	.673
4.	Matt Wisnosky	2002-	25	.658

Career Placekicking Leaders (PAT Pct.)

	Years	PAT	ATT	Pct.
3.	Matthew Burdick	1996-99	79	.963
4.	Phil Denfield	1979-82	61	.953
5.	Matt Wisnosky	2002-	75	.938

Career Pass Break-Ups

	Years	PBU	
1.	A.J. Greene	1985-88	46
2.	Eric King	2001-04	39
3.	George Coghill	1989-92	35
4.	Tony Mosley	1986-88	31

Single Season Attendance Record

	Year	Avg.	Dates	Total
1.	2004	30,762	6	184,575
2.	2003	28,273	6	169,638
3.	2002	26,537	7	197,911

Deacons in the ACC Stats

Total Offense	6th (351.3)
Total Defense	9th (393.2)
Rushing Offense	2nd (206.1)
Rushing Defense	9th (157.9)
Pass Offense	11th (145.2)
Pass Defense	11th (235.3)
Scoring Offense	9th (20.9)
Scoring Defense	9th (23.0)
Pass Efficiency	7th (110.3)
Pass Def Efficiency	8th (122.5)
Kickoff Returns	11th (17.8)
Punt Returns	11th (4.1)
Turnover Margin	3rd (+7)
Net Punting	5th (36.9)
First Downs	8th (200)
Opp First Downs	9th (220)
3rd Down Conv.	2nd (41.4)
Opp 3rd Down Conv.	8th (37.6)
Sacks By	9th (21)
Sacks Against	3rd (25)
Penalties By	7th (58.7)
Opp Penalties	11th (45.4)
Field Goals	11th (53%)
PAT Kicking	1st (100%)
4th Down Conv.	11th (17%)
Opp 4th Down Conv.	10th (70%)
Time of Possession	10th (28:55)
Kickoff Coverage	2nd (19.3)
Red Zone Offense	10th (71%)
Red Zone Defense	1st (69%)

Top Five Rankings Only

Rushing	C. Barclay	2nd
All-Purpose	C. Barclay	4th
Punting	R. Plackemeier	1st
Scoring	C. Barclay	5th
Tackles	J. Abbate	4th
Solo Tkl	J. Abbate	2nd
Forced Fum	E. King	2nd
Forced Fum	J. Gattis	3rd
Fum Rec	J. Gattis	1st
Fum Rec	P. Ghee	4th
Pass Def	E. King	4th

WFU in the NCAA Team Stats

Top 50 Rankings Only

Rushing Offense	17th (206.9)
Scoring Defense	41st (23.0)
Turnover Margin	18th (+.64)

Top 75 Rankings Only

Punting	R. Plackemeier	8th
Rushing	C. Barclay	33rd
Kick Ret.	K. Marion	40th
All-Purpose	C. Barclay	75th

Start Charts

OFFENSE	'04	Current Streak	Career
Anderson (WR)	7	3	33
Lingruen (C)	11	11	32
Vallos (OL)	11	23	23
Randolph (QB)	8	-	20
Barclay (RB)	11	11	22
Idlette (WR)	4	-	11
Adkins (OG)	8	2	11
Brim (OT)	10	2	10
Morton (WR)	8	4	10
Davis (WR)	4	-	8
Selmon (TE)	9	6	9
Jones (OG)	8	8	8
Bryant (OT)	2	-	6
Montgomery (TE)	5	2	5
Salsich (OG)	3	-	4
McWhite (FB)	2	-	3
Tereshinski (TE)	3	-	3
Mauk (QB)	3	3	3
Marion (WR)	1	-	1
Frazier (OT)	1	-	1
Andrews (RB)	1	-	1
Callahan (FB)	1	-	1
Overstreet (OG)	1	-	1
Rotthoff (C)	-	-	1
Birgs (RB)	-	-	1

DEFENSE	'04	Current Streak	Career
King (CB)	10	1	42
Bracy (LB)	11	42	42
McGruder (CB)	11	23	35
White (LB)	9	2	34
Braxton (SS)	-	-	23
Nichols (DT)	9	7	21
Scales (NT)	8	3	17
Gattis (FS)	11	11	11
Ghee (SS)	11	11	11
Tucker (DE)	7	2	11
Robinson (DE)	10	10	10
Easley (MLB)	7	-	7
Abbate (MLB)	6	6	6
C. Stukes (NT)	-	-	5
Finklea (DE)	-	-	4
Z. Stukes (DT)	4	-	4
Andrews (DE)	2	-	4
Thompson (DE)	3	-	3
Swanson (CB)	1	-	1
J. Smith (DT)	1	-	1

SPECIALISTS	'04	Current Streak	Career
Plackemeier (P/PK)	10	30	30
Wisnosky (PK)	6	-	26
Hale (P)	-	-	5

STARTED EVERY GAME IN 2004

Offense (3): Steve Vallos, Blake Lingruen, Chris Barclay.

Defense (4): Caron Bracy, Marcus McGruder, Patrick Ghee, Josh Gattis.

LONGEST ACTIVE STREAKS:

Caron Bracy	41
Ryan Plackemeier	30
Marcus McGruder	22

OFFENSE

QB	8	Ben Mauk	6-1	205	R-Fr.
	17	CORY RANDOLPH	6-1	194	R-Jr.
	11	Ben Rieling	6-3	173	So.
FB	97	Dan Callahan	6-4	260	R-So.
	41	Chris Owen	6-2	215	R-Jr.
RB	28	CHRIS BARCLAY	5-10	173	Jr.
	13	Micah Andrews	5-10	206	R-Fr.
	24	Cornelius Birgs	5-10	214	R-Jr.
WR	83	Nate Morton	6-4	196	R-So.
	80	JASON ANDERSON	6-3	195	R-Sr.
WR	14	Kevin Marion	5-9	159	R-Fr.
	5	Chris Davis	5-11	182	Jr.
TE	84	Zac Selmon	6-5	234	R-Fr.
	87	R.D. Montgomery	6-6	233	R-Sr.
LT	72	Wesley Bryant	6-4	293	R-Jr.
	78	Louis Frazier	6-4	298	R-Fr.
LG	61	Arby Jones	6-4	255	R-So.
	70	Joe Salsich	6-4	281	R-Sr.
C	76	BLAKE LINGRUEN	6-4	298	R-Sr.
	74	Steve Justice	6-4	280	R-Fr.
RG	75	STEVE VALLOS	6-3	297	R-So.
	66	Greg Adkins	6-3	290	R-Jr.
RT	79	Matt Brim	6-6	305	R-Fr.

SPECIALISTS

KR	14	Kevin Marion	5-9	159	R-Fr.
	13	Micah Andrews	5-10	205	R-Fr.
PR	82	Willie Idlette	5-11	175	R-So.
	9	Eric King	5-10	185	Sr.

DEFENSE

LE	42	Matt Robinson	6-2	226	R-Fr.
	48	Bryan Andrews	6-6	252	R-So.
DT	85	JEROME NICHOLS	6-2	273	R-Sr.
	90	Jamil Smith	6-3	281	R-So.
DT	57	GORYAL SCALES	6-0	283	R-Jr.
	95	Zach Stukes	6-4	279	R-Fr.
RE	55	JYLES TUCKER	6-4	250	So.
	98	Jeremy Thompson	6-5	230	Fr.
SAM	2	CARON BRACY	6-0	226	R-Sr.
	44	Jason Pratt	6-3	226	R-Jr.
MIKE	51	Pierre Easley	6-0	246	R-So.
	45	BRAD WHITE	6-2	232	R-Sr.
WILL	40	Jonathan Abbate	6-0	247	R-Fr.
	34	Napoleon Sykes	5-10	222	R-So.
CB	9	ERIC KING	5-10	185	Sr.
	23	Johnny Edwards	5-10	183	R-Fr.
FS	22	Josh Gattis	6-2	196	R-So.
	27	WARREN BRAXTON	6-0	208	R-Sr.
SS	30	Patrick Ghee	6-2	204	R-So.
	6	Dominic Anderson	6-0	206	R-Jr.
CB	3	MARCUS McGRUDER	5-9	188	R-Sr.
	7	Riley Swanson	6-0	178	R-So.

Returning starters in ALL CAPS

P	81	RYAN PLACKEMEIER	6-4	235	Jr.
PK	81	Ryan Plackemeier	6-4	235	Jr.
LS	39	Nick Jarvis	6-3	240	Fr.
H	94	Steve Hale	6-0	204	Jr.

Season Openers (49-51-3)*Last 10 Years (5-5)*

9.4.04	at Clemson	L, 37-30 (2ot)
8.30.03	at Boston College	W, 32-28
8.29.02	at N. Illinois	L, 42-41 (ot)
9.1.01	at East Carolina	W, 21-19
8.31.00	Appalachian State	L, 20-16
9.11.99	at Army	W, 34-15
9.5.98	at Air Force	L, 42-0
9.6.97	#21 Northwestern	W, 27-20
8.29.96	Appalachian State	W, 19-13
8.31.95	Appalachian State	L, 24-22

ACC Openers (15-37)*Last 10 Years (2-8)*

9.4.04	at Clemson	L, 37-30 (2ot)
9.6.03	#14/11 NC State	W, 38-24
9.14.02	at #19 NC State	L, 32-13
9.22.01	Maryland	L, 27-20
9.9.00	North Carolina	L, 35-14
9.18.99	at Virginia	L, 35-7
9.26.98	at Clemson	W, 29-19
9.20.97	Georgia Tech	L, 28-26
9.14.96	at Georgia Tech	L, 30-10
9.16.95	Clemson	L, 29-14

Home Openers (65-34-3)*Last 10 Years (8-2)*

9.18.04	North Carolina A&T	W, 42-3
9.6.03	#14/11 NC State	W, 38-24
9.7.02	East Carolina	W, 27-22
9.1.01	Appalachian St.	W, 20-10
8.31.00	Appalachian St.	L, 20-16
9.25.99	#25 NC State	W, 31-7
9.10.98	Navy	W, 26-14
9.6.97	#21 N'western	W, 27-20
8.29.96	Appalachian St.	W, 19-13
8.31.95	Appalachian St.	L, 24-22

In Overtime (0-4)

10.2.04	at NC State	L, 27-21 (ot)
9.4.04	at Clemson	L, 37-30 (2ot)
8.29.02	at N. Illinois	L, 42-41 (ot)
10.3.98	Appalachian St.	L, 30-27 (ot)



Jim Grobe
4th Year (22-25)
Virginia, 1975

entering 2004...

After just three seasons at Wake Forest, head coach Jim Grobe has certainly elevated the level of excitement and expectation surrounding Demon Deacon football.

Grobe began his Wake Forest tenure in impressive fashion, orchestrating one of the greatest turnarounds in program history. While laying the foundation for future gridiron success, he led his first squad to a bowl-eligible 6-5 record after Wake Forest went 2-9 the previous season. In his second campaign, he guided the Deacs to a postseason victory over Oregon in the Seattle Bowl.

In what many termed a rebuilding year, Grobe got the 2003 edition of Deacon football off to an exciting 2-0 start, with a road win at Boston College and a home victory over 11th-ranked NC State, his first win over a ranked opponent at Wake Forest. That led to another career first for Grobe, as the Deacs earned a national ranking the following week.

Grobe reached another milestone in the 2003 season, recording his 50th career victory with a 42-13 win at Duke on Oct. 18.

Grobe owns an 18-18 record after three years at Wake Forest, 51-51-1 in nine overall seasons as a head coach. Before Grobe arrived at WFU, the Deacons went a combined 26-63 in the eight previous seasons.

Grobe inherited a young Wake Forest team that went 2-9 in 2000 and guided it to a 6-5 record in 2001. The Deacons won road games at East Carolina, Duke, Virginia and North Carolina en route to posting WFU's second winning season since 1992.

The win over Virginia, Grobe's alma mater, was Wake Forest's first over the Cavaliers since 1983. The 32-31 win at North Carolina came after the Deacons trailed the Tar Heels 24-0 at halftime.

The win over Virginia, Grobe's alma mater, was Wake Forest's first over the Cavaliers since 1983. The 32-31 win at North Carolina came after the Deacons trailed the Tar Heels 24-0 at halftime.

A win over Northern Illinois in the 2001 season finale secured the winning season and made Wake Forest eligible for a bowl berth. Grobe became just the eighth rookie head coach at WFU to post a winning record in his first year.

All five losses in 2001 came to bowl-bound teams. And in three of those losses - versus Maryland, NC State and Clemson - Wake Forest had the ball with good field position and with a chance to go ahead or even the score late in the game.

The 2001 Deacon team averaged 221.6 yards rushing per game - an increase of over 70 yards per game from the previous season. The Deacons led the ACC in rushing, edging out BCS-bound Maryland for first place, in addition to averaging 401.6 yards of total offense per game.

In 2002, Grobe and his staff once again guided the Deacons to a bowl-eligible record (6-6), and were rewarded with a berth in the Seattle Bowl.

Impressive road wins over Purdue and Georgia Tech, in addition to a 31-0 shutout of rival North Carolina, highlighted the 2002 regular season campaign. The year was capped off with an impressive 38-17 victory over Oregon in Seattle to give WFU its second straight winning season for the first time since the 1987-88 seasons.

Once again, Wake Forest led the ACC in rushing (241.2 ypg) and also averaged a league-high 408.1 yards of total offense per game in 2002. It marked the first time WFU led the ACC in total offense since 1979.

This past season, Grobe's Deacons led the ACC in rushing for the third straight year, averaging 203.2 yards on the ground. Three players earned first-team All-ACC honors, the most for WFU since 1992.

Grobe is just the second coach in Wake Forest history to lead the Deacons to a bowl appearance in his second season at the helm. John Mackovic guided Wake Forest to the 1979 Tangerine Bowl in his second year with the program.

Grobe Year-By-Year

1995	Ohio	2-8-1	1-6-1
1996	Ohio	6-6	5-3
1997	Ohio	8-3	6-2
1998	Ohio	5-6	5-3
1999	Ohio	5-6	5-3
2000	Ohio	7-4	5-3
2001	Wake Forest	6-5	3-5
2002	Wake Forest	7-6	3-5
2003	Wake Forest	5-7	3-5
2004	Wake Forest	4-7	1-7
Totals	(10 Years)	55-58-1	37-42-1

Grobe's Coaching Staff

Off. Coordinator/Off. Line	Steed Lobotzke (4th Year)
Def. Coordinator/Secondary	Dean Hood (4th Year)
Quarterbacks	Jeff Mullen (4th Year)
Running Backs/Asst. HC	Billy Mitchell (4th Year)
Fullbacks and Tight Ends	Tom Elrod (2nd Year)
Defensive Ends	Keith Henry (4th Year)
Defensive Tackles/Recruit.	Ray McCartney (4th Year)
Linebackers	Brad Lambert (4th Year)
Assistant AD/Football	Bill Faircloth (26th Year)
Athletic Trainer	Don Steelman (7th Year)
Equipment Manager	Demetrius Gibson (5th Year)

Alphabetical Roster

No.	Name	Pos	No.	Name	Pos	Ht	Wt	Cl.	Hometown (Previous School)
			2	Caron Bracy **	LB	6-0	226	r-Sr.	Jacksonville, FL (Trinity Chr.)
40	Jonathan Abbate	LB	3	Marcus McGruder***	CB	5-9	188	r-Sr.	Fairburn, GA (North Atlanta)
46	James Adams*	LB	4	Robert Simmons*	S	5-8	188	r-Jr.	Hope Mills, NC (South View)
66	Greg Adkins**	OG	5	Chris Davis**	WR	5-11	182	Jr.	St. Petersburg, FL (Gibbs)
6	Dominic Anderson*	SS	6	Dominic Anderson*	SS	6-0	206	r-Jr.	Hollywood, FL (St. Thomas Aq.)
80	Jason Anderson***	WR	7	Riley Swanson	CB	6-0	178	r-So.	Fayetteville, GA (Sandy Creek)
48	Bryan Andrews*	DE	8	Ben Mauk	QB	6-1	205	r-Fr.	Kenton, OH (Kenton Senior)
13	Micah Andrews	RB	9	Eric King***	CB	5-10	185	Sr.	Woodstock, MD (McDonogh)
43	Stanley Arnoux	LB	10	Kevin Patterson	CB	5-11	175	Fr.	Kingsland, GA (Camden County)
28	Chris Barclay**	RB	10+	Jesse Powell	QB	6-1	185	Fr.	Whiteville, NC (Whiteville)
35	Richard Belton	FB	11	Alphonso Smith	CB	5-10	180	Fr.	Pahokee, FL (Pahokee)
50	Eric Berry	LB	11+	Ben Rieling	QB	6-3	173	So.	Alpharetta, GA (Milton)
24	Cornelius Birgs**	RB	12	Allan Holland	QB	6-2	220	Fr.	Hazard, KY (Perry County Central)
86	Demir Boldin	WR	13	Micah Andrews	RB	5-10	206	r-Fr.	Duluth, GA (Greater Atlanta Chr.)
2	Caron Bracy***	LB	14	Kevin Marion	WR	5-9	159	r-Fr.	St. Petersburg, FL (Dixie Hollins)
27	Warren Braxton**	FS	15	Delon Lowe	WR	6-3	202	r-Fr.	Fayetteville, NC (E.E. Smith)
79	Matt Brim	OG	17	Cory Randolph**	QB	6-1	194	r-Jr.	Lake City, FL (Columbia)
36	Chip Brinkman	WR	18	D'Angelo Bryant*	RB	6-2	239	So.	New Ellenton, SC (Silver Bluff)
18	D'Angelo Bryant*	RB	20	Chip Vaughn	WR	6-2	190	Fr.	Fairfax, VA (Robinson Secondary)
72	Wesley Bryant*	OT	20+	Jon Temple	PK	5-11	204	So.	Durham, NC (Northern Durham)
97	Dan Callahan*	TE	21	Kenneth Moore	WR	6-0	194	r-Fr.	Charlotte, NC (Butler)
58	Mike Causey	LB	22	Josh Gattis*	FS	6-2	196	r-So.	Durham, NC (Northern Durham)
25	Alonzo Chisolm	RB	23	Johnny Edwards	CB	5-10	183	r-Fr.	Fayetteville, GA (Starrs Mill)
59	Aaron Curry	LB	24	Cornelius Birgs**	RB	5-10	214	r-Jr.	Ft. Lauderdale, FL (Boyd Anderson)
93	Anthony Davis	DE	25	Alonzo Chisolm	RB	5-9	178	So.	Irmo, SC (Dutch Fork)
5	Chris Davis**	WR	26	Travo Woods	WR	5-10	185	r-Fr.	Altamonte Springs, FL (Lyman)
99	Brandon Drumgoole	DE	27	Warren Braxton**	FS	6-0	208	r-Sr.	Madison Heights, VA (Amherst)
51	Pierre Easley*	LB	28	Chris Barclay**	RB	5-10	173	Jr.	Louisville, KY (Male Traditional)
23	Johnny Edwards	CB	29	Kerry Major	FS	6-1	170	Fr.	Toccoa, GA (Stephen County)
91	John Finklea**	DE	30	Patrick Ghee*	SS	6-2	204	r-So.	Kingsport, TN (Dobyns-Bennett)
78	Louis Frazier	OT	32	Aaron Mason	CB	5-10	190	r-Fr.	Lexington, KY (Dunbar)
71	Eric Gaskins	DT	34	Napoleon Sykes*	LB	5-10	222	r-So.	Woodstock, MD (Gilman)
22	Josh Gattis*	FS	35	Richard Belton	FB	6-1	230	Fr.	Chapel Hill, NC (East Chapel Hill)
30	Patrick Ghee*	SS	35+	David Hobson	WR	5-10	170	Fr.	Greenwood, SC (Greenwood)
43+	Chris Griebel	TE	36	Chip Brinkman	WR	6-2	210	Fr.	Belleair, FL (Clearwater Central)
94	Steve Hale**	P	36+	Mickey Manfredi	FS	5-10	186	So.	Clemmons, NC (Marist [GA])
35+	David Hobson	WR	37	Matt Wisnosky**	PK	6-3	184	r-Jr.	Moorestown, NJ (Moorestown)
12	Allan Holland	QB	38	Sam Swank	PK	6-1	180	Fr.	Jacksonville Beach, FL (Fletcher)
81+	Will Hollis	WR	39	Chantz McClinic	FS	5-10	190	Fr.	Rome, GA (Darlington School)
82	Willie Idlette*	WR	39+	Nick Jarvis	TE	6-3	240	Fr.	Lexington, NC (North Davidson)
39+	Nick Jarvis	TE	40	Jonathan Abbate	LB	6-0	247	r-Fr.	Powder Springs, GA (Harrison)
61	Arby Jones*	OG	41	Chris Owen	FB	6-2	215	r-Jr.	Forest, VA (Jefferson Forest)
92	Jeromy Jones	DT	42	Matt Robinson	DE	6-2	226	r-Fr.	Cedartown, GA (Cedartown)
74	Steve Justice	OG	43	Stanley Arnoux	LB	6-2	218	Fr.	Sunrise, FL (Glades Day)
9	Eric King***	CB	43+	Chris Griebel	TE	6-2	204	So.	Weatogue, CT (NW Catholic)
76	Blake Lingruen***	C	44	Jason Pratt**	LB	6-3	226	r-Jr.	Hixson, TN (Hixson)
15	Delon Lowe	WR	45	Brad White**	LB	6-2	232	r-Jr.	Portsmouth, RI (Bish. Hendricken)
39	Chantz McClinic	FS	46	James Adams*	LB	6-3	223	r-So.	Durham, NC (Northern Durham)
			48	Bryan Andrews*	DE	6-6	252	r-So.	Lima, OH (Lima)
			49	Damon McWhite*	FB	6-2	253	r-So.	Woodbury, NJ (West Deptford)
			49+	Michael Simmons	LB	6-2	205	Fr.	Ft. Lauderdale, FL (St. Thomas Aq)
			50	Eric Berry	LB	6-2	245	Fr.	Suffolk, VA (Nansemond River)
			51	Pierre Easley*	LB	6-0	246	r-So.	Stone Mountain, GA (Marist)
			52	Cori Stukes**	NT	6-1	272	r-Jr.	Wilmington, NC (E.A. Laney)

No.	Name	Pos	Ht	Wt	Cl.	Hometown (Previous School)	No.	Name	Pos
54	Antonio Wilson	LB	6-3	215	Fr.	Pahokee, FL (Pahokee)	3	Marcus McGruder***	CB
55	Jyles Tucker*	DE	6-4	250	So.	Dover, NJ (Hargrave)	49	Damon McWhite*	FB
57	Goryal Scales**	NT	6-0	283	r-Jr.	Winston-Salem, NC (Carver)	29	Kerry Major	FS
58	Mike Causey	LB	6-0	210	Fr.	Wilmington, NC (E.A. Laney)	36+	Mickey Manfredi	FS
59	Aaron Curry	LB	6-3	210	Fr.	Fayetteville, NC (E.E. Smith)	14	Kevin Marion	WR
61	Arby Jones*	OG	6-4	255	r-So.	Somerset, KY (Pulaski SW)	32	Aaron Mason	CB
62	Brodie Overstreet	OT	6-7	310	r-Fr.	Danville, KY (Boyle County)	8	Ben Mauk	QB
63	Carter Riley	OL	6-3	270	Fr.	Hillsborough, NC (Cedar Ridge)	87	R.D. Montgomery***	TE
64	William Robson	OL	6-0	265	Fr.	Athens, TX (Athens)	21	Kenneth Moore	WR
66	Greg Adkins**	OG	6-3	290	r-Jr.	Lakeland, FL (Lake Gibson)	83	Nate Morton*	WR
67	Kreg Rotthoff*	C	6-4	281	r-Jr.	Massillon, OH (Washington)	85	Jerome Nichols***	DE
68	Justin Pender	OL	6-4	275	Fr.	Concord, NC (Robinson)	73	Jarrett Osborne-Revis	OG
70	Joe Salsich***	OG	6-4	281	r-Sr.	Annapolis, MD (Severn School)	62	Brodie Overstreet	OT
71	Eric Gaskins	DT	6-3	291	Fr.	Durham, NC (Hargrave)	41	Chris Owen	FB
72	Wesley Bryant*	OT	6-4	293	r-Jr.	Charlotte, NC (Univ. of Florida)	10	Kevin Patterson	CB
73	Jarrett Osborne-Revis	OG	6-2	299	So.	Oakridge, TN (Knoxville Catholic)	68	Justin Pender	OL
74	Steve Justice	OG	6-4	280	r-Fr.	New Smyrna Beach, FL (NSmyrna)	10+	Jesse Powell	QB
75	Steve Vallos*	OT	6-3	297	r-So.	Boardman, OH (Boardman)	81	Ryan Plackemeier**	P/PK
76	Blake Lingruen***	C	6-4	298	r-Sr.	Liberty Center, OH (Liberty Center)	44	Jason Pratt**	LB
78	Louis Frazier	OT	6-4	298	r-Fr.	Clearwater, FL (Clearwater)	17	Cory Randolph**	QB
79	Matt Brim	OG	6-6	305	r-Fr.	Belews Creek, NC (Carver)	11+	Ben Rieling	QB
80	Jason Anderson***	WR	6-3	195	r-Sr.	Charlotte, NC (Butler)	63	Carter Riley	OL
81	Ryan Plackemeier**	P/PK	6-4	235	Jr.	Bonsall, CA (Fallbrook)	42	Matt Robinson	DE
81+	Will Hollis	WR	6-1	197	r-So.	Jonesboro, AR (Jonesboro)	64	William Robson	OL
82	Willie Idlette*	WR	5-11	175	r-So.	Chattanooga, TN (Baylor)	67	Kreg Rotthoff*	C
83	Nate Morton*	WR	6-4	196	r-So.	Harlingen, TX (Harlingen/Hargrave)	70	Joe Salsich***	OG
84	Zac Selmon	TE	6-5	234	r-Fr.	Norman, OK (Norman)	57	Goryal Scales**	NT
85	Jerome Nichols***	DE	6-2	273	r-Sr.	Glenn Dale, MD (Sidwell Friends)	84	Zac Selmon	TE
86	Demir Boldin	WR	6-1	205	Fr.	Pahokee, FL (Pahokee)	49+	Michael Simmons	LB
87	R.D. Montgomery***	TE	6-6	233	r-Sr.	Wilmington, NC (E.A. Laney)	4	Robert Simmons*	S
88	Cassiel Smith	WR	6-3	204	r-Jr.	Westwood, NJ (Westwood)	11	Alphonso Smith	CB
89	John Tereshinski	TE	6-4	225	r-Fr.	Athens, GA (Athens Academy)	88	Cassiel Smith	WR
90	Jamil Smith*	DE	6-3	281	r-So.	Black Mountain, NC (Owen)	90	Jamil Smith*	DE
91	John Finklea**	DE	6-5	273	r-Jr.	Wheaton, MD (DeMatha Catholic)	52	Cori Stukes**	NT
92	Jeromy Jones	DT	6-3	275	r-Fr.	Marietta, GA (Wheeler)	95	Zachary Stukes	DT
93	Anthony Davis	DE	6-6	235	Fr.	Columbia, SC (Spring Valley)	38	Sam Swank	PK
94	Steve Hale**	P	6-0	204	Jr.	Eden, NC (Eden Morehead)	7	Riley Swanson	CB
95	Zach Stukes	DT	6-4	279	r-Fr.	Marietta, GA (Sprayberry)	34	Napoleon Sykes*	LB
97	Dan Callahan*	TE	6-4	260	r-So.	Montclair, NJ (Montclair)	20+	Jon Temple	PK
98	Jeremy Thompson	DE	6-5	230	Fr.	Charlotte, NC (Charlotte Christian)	89	John Tereshinski	TE
99	Brandon Drumgoole	DE	6-6	235	Fr.	Greensboro, NC (Ragsdale)	98	Jeremy Thompson	DE

Pronunciation Guide

40	Jonathan Abbate	uh-BODY	67	Kreg Rotthoff	ROTH-off
43	Stanley Arnoux	are-NOO	70	Joe Salsich	SAUL-sick
28	Chris Barclay	BAR-clay	57	Goryal Scales	JOEL
91	John Finklea	FINK-lee	88	Cassiel Smith	cass-e-ELL
30	Patrick Ghee	The letter "G"	52/95	Cori/Zach Stukes	STOOKS
82	Willie Idlette	eye-dull-ETTE	89	John Tereshinski	tare-uh-SHIN-ski
76	Blake Lingruen	lin-GREW-en	55	Jyles Tucker	GILES
3	Marcus McGruder	mc-GROO-der	75	Steve Vallos	VALL-uss
8	Ben Mauk	MOCK	37	Matt Wisnosky	wiz-NOSS-ski
81	Ryan Plackemeier	PLACK-uh-myer	26	Travo Woods	TRAH-voh
11	Ben Rieling	REE-ling			

Individual Statistics

Rushing	GP	Att	Gain	Loss	Net	Avg	TD	Long	Avg/G
Barclay, C	11	243	1069	59	1010	4.2	9	50	91.8
Mauk, B	10	58	346	51	295	5.1	0	27	29.5
Randolph, C	11	92	402	115	287	3.1	1	28	26.1
Andrews, M	9	43	277	13	264	6.1	6	42	29.3
Marion, K	11	18	119	4	115	6.4	0	14	10.5
Birgs, C	6	26	115	7	108	4.2	2	16	18.0
Chisolm, A	5	11	62	1	61	5.5	0	17	12.2
Idlette, W	10	13	83	24	59	4.5	0	22	5.9
Davis, C	10	4	27	0	27	6.8	0	18	2.7
McWhite, D	2	4	21	0	21	5.2	0	7	10.5
Callahan, D	10	2	19	0	19	9.5	0	13	1.9
Morton, N	10	4	18	10	8	2.0	0	9	0.8
Owen, C	7	1	7	0	7	7.0	0	7	1.0
TEAM	8	8	0	14	-14	-1.8	0	0	-1.8
Total.....	11	527	2565	298	2267	4.3	18	50	206.1
Opponents.....	11	425	2085	348	1737	4.1	12	86	157.9

Passing	G	Effic	Att-Cmp-Int	Pct	Yds	TD	Lng	Avg/G
Randolph, C	11	109.90	147-78-4	53.1	972	3	63	88.4
Mauk, B	10	103.88	94-49-3	52.1	572	2	85	57.2
Morton, N	10	875.20	1-1-0	100.0	53	1	53	5.3
Barclay, C	11	0.00	1-0-0	0.0	0	0	0	0.0
Total.....	11	110.27	243-128-7	52.7	1597	6	85	145.2
Opponents.....	11	122.48	370-205-11	55.4	2588	16	58	235.3

Receiving	G	No.	Yds	Avg	TD	Long	Avg/G
Morton, N	10	26	391	15.0	1	63	39.1
Barclay, C	11	21	118	5.6	0	25	10.7
Anderson, J	7	20	308	15.4	1	85	44.0
Davis, C	10	15	199	13.3	2	53	19.9
Marion, K	11	14	172	12.3	1	30	15.6
Tereshinski, J	11	8	92	11.5	0	28	8.4
Idlette, W	10	6	115	19.2	1	40	11.5
Andrews, M	9	4	44	11.0	0	22	4.9
Montgomery, R.D	11	3	58	19.3	0	33	5.3
Selmon, Z	10	3	40	13.3	0	23	4.0
Birgs, C	6	3	28	9.3	0	15	4.7
Hollis, W	2	2	12	6.0	0	7	6.0
McWhite, D	2	1	8	8.0	0	8	4.0
Lowe, D	8	1	6	6.0	0	6	0.8
Moore, K	5	1	6	6.0	0	6	1.2
Total.....	11	128	1597	12.5	6	85	145.2
Opponents.....	11	205	2588	12.6	16	58	235.3

Total Offense	G	Plays	Rush	Pass	Total	Avg/G
Randolph, C	11	239	287	972	1259	114.5
Barclay, C	11	244	1010	0	1010	91.8
Mauk, B	10	152	295	572	867	86.7
Andrews, M	9	43	264	0	264	29.3
Marion, K	11	18	115	0	115	10.5
Birgs, C	6	26	108	0	108	18.0
Chisolm, A	5	11	61	0	61	12.2
Morton, N	10	5	8	53	61	6.1
Idlette, W	10	13	59	0	59	5.9
Davis, C	10	4	27	0	27	2.7
McWhite, D	2	4	21	0	21	10.5
Callahan, D	10	2	19	0	19	1.9
Owen, C	7	1	7	0	7	1.0
TEAM	8	8	-14	0	-14	-1.8
Total.....	11	770	2267	1597	3864	351.3
Opponents.....	11	795	1737	2588	4325	393.2

Interceptions	No.	Yds	Avg	TD	Long
McGruder, M	3	68	22.7	3	25
Gattis, J	2	43	21.5	0	37
Robinson, M	1	19	19.0	1	19
Braxton, W	1	10	10.0	0	10
Abbate, J	1	1	1.0	0	1
Tucker, J	1	43	43.0	0	43
Thompson, J	1	0	0.0	0	0
King, E	1	0	0.0	0	0
Total.....	11	184	16.7	4	43
Opponents.....	7	39	5.6	0	15

Fumble Returns	No.	Yds	Avg	TD	Long
White, B	1	36	36.0	1	36
Total.....	1	36	36.0	1	36
Opponents.....	1	1	1.0	0	1

Punting	No.	Yds	Avg	Long	TB	FC	I20	Blkd
Plackemeier, R	64	2809	43.9	69	9	3	17	1
TEAM	2	0	0.0	0	0	0	0	1
Hale, S	1	46	46.0	46	0	0	1	0
Total.....	67	2855	42.6	69	9	3	18	2
Opponents.....	59	2394	40.6	67	6	2	15	0

Field Goals	FGM-A	Pct	01-19	20-29	30-39	40-49	50-99	Lg	Blk
Wisnosky, M	5-8	62.5	0-0	0-0	4-6	1-2	0-0	43	0
Plackemeier, R	4-9	44.4	1-1	1-2	1-3	1-3	0-0	41	1

Kick Returns	No.	Yds	Avg	TD	Long
Marion, K	20	460	23.0	0	43
Andrews, M	8	143	17.9	0	28
Chisolm, A	2	22	11.0	0	16
Owen, C	2	16	8.0	0	12
Sykes, N	2	15	7.5	0	8
King, E	1	0	0.0	0	0
Idlette, W	1	13	13.0	0	13
Thompson, J	1	0	0.0	0	0
Mason, A	1	7	7.0	0	7
Total.....	38	676	17.8	0	43
Opponents.....	31	597	19.3	0	43

Punt Returns	No.	Yds	Avg	TD	Long
Idlette, W	26	122	4.7	0	20
King, E	3	-3	-1.0	0	0
Total.....	29	119	4.1	0	20
Opponents.....	32	381	11.9	2	69

Scoring	TD	FGs	PATs			Pass	DXP	Saf	Points
			Kick	Rush	Rcv				
Barclay, C	9	0-0	0-0	0-0	0	0-0	0	0	54
Andrews, M	6	0-0	0-0	0-0	0	0-0	0	0	36
Wisnosky, M	0	5-8	17-17	0-0	0	0-0	0	0	32
Plackemeier, R	0	4-9	11-11	0-0	0	0-0	0	0	23
McGruder, M	3	0-0	0-0	0-0	0	0-0	0	0	18
Birgs, C	2	0-0	0-0	0-0	0	0-0	0	0	12
Davis, C	2	0-0	0-0	0-0	0	0-0	0	0	12
Marion, K	1	0-0	0-0	0-0	0	0-0	0	0	6
Randolph, C	1	0-0	0-0	0-0	0	0-0	0	0	6
Morton, N	1	0-0	0-0	0-0	0	0-0	0	0	6
Idlette, W	1	0-0	0-0	0-0	0	0-0	0	0	6
Anderson, J	1	0-0	0-0	0-0	0	0-0	0	0	6
Robinson, M	1	0-0	0-0	0-0	0	0-0	0	0	6
White, B	1	0-0	0-0	0-0	0	0-0	0	0	6
Temple, J	0	0-0	1-1	0-0	0	0-0	0	0	1
Total.....	29	9-17	29-29	0-0	0	0-0	0	0	230
Opponents.....	30	14-25	27-27	0-0	1	1-2	0	1	253

All Purpose	G	Rush	Rec	PR	KOR	IR	Tot	Avg/G
Barclay, C	11	1010	118	0	0	0	1128	102.5
Marion, K	11	115	172	0	460	0	747	67.9
Andrews, M	9	264	44	0	143	0	451	50.1
Morton, N	10	8	391	0	0	0	399	39.9
Idlette, W	10	59	115	122	13	0	309	30.9
Anderson, J	7	0	308	0	0	0	308	44.0
Mauk, B	10	295	0	0	0	0	295	29.5
Randolph, C	11	287	0	0	0	0	287	26.1
Davis, C	10	27	199	0	0	0	226	22.6
Birgs, C	6	108	28	0	0	0	136	22.7
Tereshinski, J	11	0	92	0	0	0	92	8.4
Chisolm, A	5	61	0	0	22	0	83	16.6
McGruder, M	11	0	0	0	0	68	68	6.2
Montgomery, R.D	11	0	58	0	0	0	58	5.3
Tucker, J	9	0	0	0	0	43	43	4.8
Gattis, J	11	0	0	0	0	43	43	3.9
Selmon, Z	10	0	40	0	0	0	40	4.0
Total.....	11	2267	1597	119	676	184	4843	440.3
Opponents.....	11	1737	2588	381	597	39	5342	485.6

Team & Defensive Statistics

Team Statistics	Wake Forest	Opponents
SCORING	230	253
Points Per Game	20.9	23.0
FIRST DOWNS	200	220
Rushing	135	95
Passing	58	113
Penalty	7	12
RUSHING YARDAGE	2267	1737
Yards gained rushing	2565	2085
Yards lost rushing	298	348
Rushing Attempts	527	425
Average Per Rush	4.3	4.1
Average Per Game	206.1	157.9
TDs Rushing	18	12
PASSING YARDAGE	1597	2588
Att-Comp-Int	243-128-7	370-205-11
Average Per Pass	6.6	7.0
Average Per Catch	12.5	12.6
Average Per Game	145.2	235.3
TDs Passing	6	16
TOTAL OFFENSE	3864	4325
Total Plays	770	795
Average Per Play	5.0	5.4
Average Per Game	351.3	393.2
KICK RETURNS: #-YARDS	38-676	31-597
PUNT RETURNS: #-YARDS	29-119	32-381
INT RETURNS: #-YARDS	11-184	7-39
KICK RETURN AVERAGE	17.8	19.3
PUNT RETURN AVERAGE	4.1	11.9
INT RETURN AVERAGE	16.7	5.6
FUMBLES-LOST	14-6	20-9
PENALTIES-YARDS	67-646	64-499
Average Per Game	58.7	45.4
PUNTS-YARDS	67-2855	59-2394
Average Per Punt	42.6	40.6
Net punt average	36.9	38.6
TIME OF POSSESSION/GAME	29:05	30:48
3RD-DOWN CONVERSIONS	70/170	64/170
3rd-Down Pct	41%	38%
4TH-DOWN CONVERSIONS	2/12	7/10
4th-Down Pct	17%	70%
SACKS BY-YARDS	21-182	26-140
MISC YARDS	36	1
TOUCHDOWNS SCORED	29	30
ATTENDANCE	184575	261782
Games/Avg Per Game	6/30762	5/52356

SCORE BY QUARTERS	1st	2nd	3rd	4th	OT	Total
Wake Forest	45	86	48	48	3	230
Opponents	55	44	79	59	16	253

Defensive	GP	----Tackles----			TFL/Yds	-Sacks-			--Pass Def--		-Fumbles-		Blkd	
		Solo	Ast	Total		No-Yds	Int-Yds	BrUp	FR-Yds	FF	Kick	Saf		
40 Abbate, J	11	60	41	101	3.5-13	1.0-9	1-1	1	.	2	.	.	.	
22 Gattis, J	11	50	21	71	3.5-17	1.0-8	2-43	4	3-0	2	.	.	.	
2 Bracy, C	11	36	21	57	4.5-31	1.5-15	.	1	1-0	
45 White, B	10	40	15	55	7.5-40	2.0-21	.	1	1-36	1	.	.	.	
27 Braxton, W	11	35	17	52	3.5-18	2.0-15	1-10	2	
30 Ghee, P	11	38	13	51	0.5-2	.	.	1	2-0	
7 Swanson, R	11	36	13	49	.	.	.	5	
9 King, E	10	29	11	40	5.5-37	2.0-21	1-0	11	.	2	.	.	.	
42 Robinson, M	11	24	12	36	10.0-35	3.0-10	1-19	1	.	1	.	.	.	
3 McGruder, M	11	28	7	35	1.0-9	.	3-68	7	
51 Easley, P	9	13	14	27	3.0-5	.	.	1	1-0	
85 Nichols, J	11	17	5	22	5.5-37	2.0-25	.	4	.	.	1	.	.	
57 Scales, G	11	8	13	21	2.5-3	.	.	.	1-0	1	.	.	.	
55 Tucker, J	9	9	9	18	3.0-20	2.0-19	1-43	3	
48 Andrews, B	9	11	5	16	1.5-13	1.0-10	
98 Thompson, J	11	8	7	15	3.0-8	1.0-6	1-0	1	.	.	2	.	.	
95 Stukes, Zach	11	6	7	13	1.0-4	0.5-3	
6 Anderson, D	11	8	5	13	2.5-15	1.0-9	
44 Pratt, J	10	7	4	11	2.5-9	
52 Stukes, C	9	1	8	9	1.5-11	1.0-11	
23 Edwards, J	11	5	3	8	
32 Mason, A	11	6	.	6	
34 Sykes, N	11	5	1	6	1.0-1	
90 Smith, J	8	.	3	3	0.5-1	
4 Simmons, R	9	2	1	3	
74 Justice, S	11	2	1	3	
3A Manfredi, M	5	3	.	3	1.0-1	
89 Tereshinski, J	11	3	.	3	
81 Plackemeier, R	11	2	.	2	
46 Adams, J	1	1	.	1	
39 Jarvis, N	10	.	1	1	
79 Brim, M	11	.	1	1	
92 Jones, J	7	.	1	1	
87 Montgomery, R.D	11	1	.	1	
53 McKenzie, A	1	1	.	1	
82 Idlette, W	10	1	.	1	
83 Morton, N	10	.	1	1	
37 Wisnosky, M	6	1	.	1	
28 Barclay, C	11	1	.	1	
Total.....	11	498	261	759	68-330	21-182	11-184	43	9-36	9	3	.	.	
Opponents.....	11	518	261	779	80.5-281	26-140	7-39	28	6-1	8	3	1	.	

includes special teams tackles

2004 Schedule & Results (4-7, 1-7 ACC)

Date	Opponent	Result	Score	Attend.
9.4	at 16/15 Clemson	L	30-37 (2ot)	78,500
9.11	at East Carolina	W	31-17	38,141
9.18	North Carolina A&T	W	42-3	27,893
9.25	Boston College	W	17-14	29,461
10.2	at NC State	L	21-27 (ot)	55,600
10.9	Virginia Tech	L	10-17	32,433
10.23	#5/5 Florida State	L	17-20	31,403
10.30	Duke	W	24-22	25,762
11.13	North Carolina	L	24-31	37,623
11.20	at #12/13 Miami	L	7-52	41,315
11.27	at Maryland	L	7-13	48,226

Game-By-Game/Offense

Rushing	#28 Barclay	#24 Birgs	#82 Idlette	#17 Randolph	#8 Mauk	#13 Andrews	#25 Chisolm
Opponent	Car-Yds-TD	Car-Yds-TD	Car-Yds-TD	Car-Yds-TD	Car-Yds-TD	Car-Yds-TD	Car-Yds-TD
Clemson	29-179-1	7-31-1	2-6-0	15-32-0	0-0-0	DNP	DNP
East Carolina	23-66-0	12-65-1	2-(-11)-0	16-107-1	DNP	DNP	DNP
NC A&T	10-50-2	DNP	0-0-0	2-6-0	3-27-0	17-125-3	11-62-0
Boston College	24-62-0	4-13-0	3-35-0	14-56-0	3-17-0	0-0-0	DNP
NC State	20-84-0	0-0-0	5-23-0	5-19-0	1-5-0	8-61-2	DNP
Virginia Tech	19-84-1	DNP	1-6-0	6-(-3)-0	8-16-0	4-24-0	DNP
Florida State	19-58-0	1-2-0	0-0-0	17-60-0	4-7-0	1-(-1)-0	0-0-0
Duke	26-134-1	0-0-0	DNP	4-13-0	9-62-0	4-20-1	DNP
North Carolina	30-138-2	0-0-0	0-0-0	2-(-5)-0	12-96-0	0-0-0	0-0-0
Miami	18-57-1	2-1-0	0-0-0	7-15-0	8-47-0	7-27-0	0-0-0
Maryland	25-103-1	0-0-0	0-0-0	4-(-3)-0	10-18-0	2-8-0	0-0-0

Passing	#17 Randolph	#8 Mauk	Punting	#81 Plackemeier	Field Goals	#37 Wisnosky	#81 Plackemeier
Opponent	Com-Att-Yds-TD-Int	Com-Att-Yds-TD-Int	Opponent	Att-Avg-In20	Opponent	YdsAtt (bold=no good)	YdsAtt (bold=no good)
Clemson	7-21-55-0-0	3-4-101-1-0	Clemson	4-46.0-1	Clemson	39,43,38	--
East Carolina	16-21-344-2-1	DNP	East Carolina	2-48.5-0	East Carolina	37 ,31	--
NC A&T	2-4-19-0-0	6-10-50-0-0	NC A&T	2-44.0-1	NC A&T	--	--
Boston College	11-19-141-1-0	2-3-16-0-1	Boston College	6-45.0-2	Boston College	35 , 42	--
NC State	5-10-30-0-0	6-8-47-0-0	NC State	8-46.9-1	NC State	34	--
Virginia Tech	14-24-180-0-0	1-2-28-0-1	Virginia Tech	6-49.0-1	Virginia Tech	--	38 ,20
Florida State	12-24-91-0-1	3-5-46-0-0	Florida State	9-40.6-3	Florida State	--	39 ,41
Duke	1-4-1-0-2	11-20-127-1-0	Duke	4-44.8-0	Duke	--	31 , 43
North Carolina	2-4-9-0-0	10-24-100-0-0	North Carolina	8-42.2-3	North Carolina	--	40 ,19
Miami	4-8-33-0-0	1-4-3-0-0	Miami	7-39.1-1	Miami	--	--
Maryland	4-8-69-0-0	6-14-54-0-0	Maryland	8-43.1-4	Maryland	--	25

Receiving	#80 Anderson	#28 Barclay	#82 Idlette	#83 Morton	#5 Davis	#24 Birgs	#14 Marion	#87 Montgomery	#49 McWhite
Opponent	Rec-Yds-TD	Rec-Yds-TD	Rec-Yds-TD	Rec-Yds-TD	Rec-Yds-TD	Rec-Yds-TD	Rec-Yds-TD	Rec-Yds-TD	Rec-Yds-TD
Clemson	7-139-1	1-(-4)-0	2-21-0	DNP	0-0-0	0-0-0	0-0-0	0-0-0	0-0-0
East Carolina	1-32-0	0-0-0	2-51-0	5-142-1	2-43-1	2-24-0	2-11-0	1-33-0	1-8-0
NC A&T	DNP	0-0-0	0-0-0	2-19-0	0-0-0	DNP	0-0-0	0-0-0	DNP
Boston College	DNP	2-11-0	1-40-1	1-12-0	7-112-1	1-4-0	1-12-0	1-19-0	DNP
NC State	DNP	4-19-0	0-0-0	3-27-0	1-3-0	0-0-0	0-0-0	0-0-0	DNP
Virginia Tech	3-26-0	1-9-0	0-0-0	5-114-0	0-0-0	DNP	4-47-0	0-0-0	DNP
Florida State	6-99-0	4-14-0	1-3-0	0-0-0	2-12-0	0-0-0	1-4-0	0-0-0	DNP
Duke	DNP	3-28-0	DNP	4-30-0	1-1-0	0-0-0	2-35-1	1-6-0	DNP
North Carolina	1-3-0	2-7-0	0-0-0	5-40-0	1-16-0	0-0-0	1-15-0	0-0-0	DNP
Miami	2-9-0	1-3-0	0-0-0	0-0-0	1-12-0	0-0-0	1-12-0	0-0-0	DNP
Maryland	0-0-0	3-31-0	0-0-0	1-7-0	0-0-0	0-0-0	2-36-0	0-0-0	DNP

Returns	#82 Idlette (KO)	#82 Idlette (PR)	#14 Marion (KO)	#13 Andrews (KO)	#9 King (PR)
Opponent	No-Yds-Avg	No-Yds-Avg	No-Yds-Avg	No-Yds-Avg	No-Yds-Avg
Clemson	4-19-4.8	1-13-13.0	3-80-26.7	DNP	0-0-0.0
East Carolina	0-0-0.0	1-9-9.0	4-101-25.3	DNP	0-0-0.0
NC A&T	0-0-0.0	2-16-8.0	1-33-33.0	0-0-0.0	0-0-0.0
Boston College	0-0-0.0	2-25-12.5	0-0-0.0	2-44-22.0	0-0-0.0
NC State	0-0-0.0	1-4-4.0	2-48-24.0	0-0-0.0	0-0-0.0
Virginia Tech	0-0-0.0	2-13-6.5	4-100-25.0	0-0-0.0	0-0-0.0
Florida State	0-0-0.0	6-3-0.5	3-60-20.0	1-16-16.0	0-0-0.0
Duke	DNP	DNP	1-13-13.0	2-23-11.5	3-(-3)-(-1)
North Carolina	0-0-0.0	4-11-2.8	0-0-0.0	2-42-21.0	0-0-0.0
Miami	0-0-0.0	0-0-0.0	2-25-12.5	0-0-0.0	0-0-0.0
Maryland	0-0-0.0	4-22-5.5	0-0-0.0	1-18-18.0	0-0-0.0

Game-By-Game/Defense

Tackles	#48 Andrews	#40 Abbate	#6 Anderson	#2 Bracy	#27 Braxton	#51 Easley	#23 Edwards
Opponent	UT-AT-Tot-Other	UT-AT-Tot-Other	UT-AT-Tot-Other	UT-AT-Tot-Other	UT-AT-Tot-Other	UT-AT-Tot-Other	UT-AT-Tot-Other
Clemson	2-2-4	6-3-9	1-0-1	2-2-4	2-3-5-INT	0-4-4	0-0-0
East Carolina	DNP	3-0-3	0-0-0	1-2-3-PBU	3-1-4	0-2-2	0-0-0
NC A&T	0-1-1-TFL (0.5)	8-1-9	0-1-1	1-1-2-FR	0-0-0	3-1-4-TFL	3-1-4
Boston College	DNP	5-4-9-TFL (1)-INT	0-0-0	6-0-6-TFL (1)	2-2-4-TFL (0.5)	3-0-3	0-1-1
NC State	2-0-2	4-3-7	2-0-2	5-2-7-TFL (1)	4-0-4-TFL (1)	0-0-0	1-1-2
Virginia Tech	5-2-7-TFL (1)-SK (1)	7-8-15-FF	0-0-0	6-5-11-TFL (1)-SK (1)	4-1-5-PBU	3-1-4	0-0-0
Florida State	2-0-2	4-3-7	0-1-1	5-0-5	3-2-5-TFL (1)-SK (1)	2-0-2-TFL (2)	0-0-0
Duke	0-0-0	10-7-17-TFL (1)-SK (1)-FF	1-1-2	3-0-3	3-1-4	2-4-6-PBU	1-0-1
North Carolina	0-0-0	6-1-7	0-0-0	4-2-6-TFL (1)	10-2-12-TFL (1)-PBU-SK (1)	0-2-2-FR	0-0-0
Miami	0-0-0	5-5-10	4-2-6-TFL (1.5)	0-2-2-TFL (0.5)	0-3-3	DNP	0-0-0
Maryland	0-0-0	1-6-7-TFL (1.5)-PBU	1-0-1-TFL (1)-SK (1)	3-5-8	4-2-6	0-0-0	0-0-0

Tackles	#22 Gattis	#30 Ghee	#9 King	#32 Mason	#3 McGruder	#85 Nichols	#42 Robinson
Opponent	UT-AT-Tot-Other	UT-AT-Tot-Other	UT-AT-Tot-Other	UT-AT-Tot-Other	UT-AT-Tot-Other	UT-AT-Tot-Other	UT-AT-Tot-Other
Clemson	3-3-6-INT	1-2-3-FR	3-2-5-TFL (2)	1-0-1	2-1-3-TFL (1)	2-2-4-TFL (0.5)	1-0-1
East Carolina	3-0-3-INT	3-1-4-TFL (0.5)	5-0-5-INT-PBU	DNP	3-0-3	0-0-0-BLK	0-0-0
NC A&T	1-1-2	1-0-1-PBU	1-0-1	3-0-3	0-0-0-INT (TD)	0-0-0	2-2-4-TFL (1.5)-FF-SK (1)
Boston College	3-2-5	8-1-9	2-0-2-PBU	DNP	0-0-0-PBU	2-0-2	4-1-5
NC State	8-1-9-PBU	10-0-10	0-2-2-TFL (0.5)-PBU	1-0-1	3-0-3-INT (TD)	5-0-5-TFL (2)-SK (0.5)	2-1-3-TFL (1)
Virginia Tech	5-2-7-TFL (1)-SK (1)-FF-FR (2)	0-1-1	3-1-4-TFL (1)	0-0-0	3-2-5-PBU	1-0-1	2-0-2-TFL (1)
Florida State	5-0-5	4-0-4	5-1-6-TFL (1)-SK (1)-FF-PBU (3)	1-0-1	2-0-2-PBU	2-1-3-PBU	5-2-7-TFL (2)-INT-PBU-TD
Duke	6-1-7-FF-SK	4-2-6	4-3-7-PBU (2)	0-0-0	6-1-7-PBU (3)	2-0-2-TFL (1)-PBU (2)	2-1-3
North Carolina	8-2-10-TFL (1)-PBU	0-0-0	3-0-3-TFL (1)-FF-PBU-SK (1)	0-0-0	4-0-4-PBU-INT (TD)	0-1-1	3-0-3-TFL (2)-SK (1)
Miami	5-3-8-TFL (1)	4-1-5	DNP	0-0-0	1-1-2	2-0-2-TFL (2)-SK (1)	1-2-3
Maryland	3-6-9-TFL (0.5)	3-5-8-FR	3-2-5-PBU	0-0-0	4-2-6	1-1-2	2-3-5-TFL (2.5)-SK (1)

Tackles	#4 Simmons	#57 Scales	#95 Stukes	#7 Swanson	#55 Tucker	#98 Thompson	#45 White
Opponent	UT-AT-Tot-Other	UT-AT-Tot-Other	UT-AT-Tot-Other	UT-AT-Tot-Other	UT-AT-Tot-Other	UT-AT-Tot-Other	UT-AT-Tot-Other
Clemson	0-0-0	1-3-4	1-0-1	1-0-1	2-3-5-TFL (1)-SK (1)	1-2-3-TFL (1.5)	3-2-5
East Carolina	1-1-2	0-0-0	1-2-3	2-0-2-PBU	2-0-2-TFL (1)	1-0-1	8-2-10-TFL (1.5)
NC A&T	1-0-1	0-0-0	1-0-1-TFL (1)	2-2-4	1-0-1-INT	1-1-2	3-0-3-TFL (1)
Boston College	0-0-0	2-0-2	0-1-1-TFL (0.5)	3-1-4-PBU (2)	0-1-1	0-1-1-PBU	9-2-11-TFL (2)-PBU-SK (1)
NC State	0-0-0	1-3-4-TFL (1.5)	0-1-1	5-1-6	0-0-0	4-0-4-TFL (1)-SK (0.5)	5-1-6
Virginia Tech	0-0-0	0-1-1	1-0-1	2-2-4	0-0-0	0-0-0	2-1-3-FF
Florida State	0-0-0	1-0-1-FF	2-0-2	5-0-5	DNP	0-0-0-INT-BLK	2-0-2-TFL (1)-FR-TD
Duke	0-0-0	1-0-1-FR	0-0-0	2-2-4	0-2-2-PBU (2)	1-1-2-PBU	DNP
North Carolina	0-0-0	0-1-1	0-1-1	6-0-6-PBU	3-1-4	0-0-0	0-0-0
Miami	0-0-0	0-1-1-TFL (0.5)	1-1-2-SK (0.5)	6-2-8	0-1-1	0-1-1-TFL (0.5)	4-2-6-TFL (0.5)-SK (0.5)
Maryland	0-0-0	2-4-6-TFL (0.5)	0-1-1-TFL (0.5)	2-3-5-PBU	1-1-2-TFL (1)	0-1-1-BLK	4-5-9-TFL (1.5)-SK (0.5)

Turnover Chart	Turnovers Gained						Turnovers Lost						Points	Pts	+/-
	Fum	Int	Tot	TD	FG	Pts.	Fum	Int	Tot	TD	FG	Pts			
Clemson	1	2	3	0	0	0	1	0	1	0	0	0	0	0	+2
East Carolina	0	2	2	1	0	7	1	1	2	2	0	14	0	0	0
NC A&T	1	2	3	3	0	21	1	0	1	0	0	0	0	0	+2
Boston College	0	1	1	0	0	0	0	1	1	0	0	0	0	0	0
NC State	0	1	1	1	0	7	0	0	0	0	0	0	0	0	+1
Virginia Tech	2	0	2	0	0	0	0	1	1	0	1	3	0	0	+1
Florida State	1	2	3	2	1	17	0	1	1	0	0	0	0	0	+2
Duke	2	0	2	0	0	0	0	2	2	0	1	3	0	0	-1
North Carolina	1	1	2	1	0	7	0	1	1	0	0	0	0	0	+1
Miami	0	0	0	0	0	0	1	0	1	1	0	7	0	0	-1
Maryland	1	0	1	1	0	7	1	0	1	0	0	0	0	0	0
Totals	9	11	20	9	1	73	5	7	12	3	2	27	0	0	+ 8

Miscellaneous Stats

WFU Big Plays (35+ yards)

Yards	Play	Opp.	Quarter	Player(s)
85*	Pass	CU	2nd	Ben Mauk to Jason Anderson
63*	Pass	ECU	3rd	Cory Randolph to Nate Morton
53*	Pass	BC	1st	Nate Morton to Chris Davis
50*	Rush	CU	4th	Chris Barclay
43	Kickoff Return	CU	1st	Kevin Marion
42	Rush	NCSU	4th	Micah Andrews
40*	Pass	BC	4th	Cory Randolph to Willie Idlette
38	Pass	ECU	2nd	Cory Randolph to Nate Morton
38	Pass	FSU	3rd	Ben Mauk to Jason Anderson
37	Int. Return	CU	2nd	Josh Gattis
*36	Fumble Return	FSU	2nd	Brad White
36	Rush	UNC	3rd	Chris Barclay
35	Pass	ECU	3rd	Cory Randolph to Josh Davis

* - for touchdown

Opponent Big Plays (35+ yards)

Yards	Play	Opp.	Quarter	Player(s)
*86	Rush	ECU	3rd	Chris Johnson
*69	Punt Return	CU	1st	Justin Miller
62	Rush	ECU	3rd	Art Brown
58	Pass	NCSU	3rd	Jay Davis to Tremaine Hall
57	Pass	NCSU	3rd	Jay Davis to Sterling Hicks
*56	Pass	Miami	2nd	Brock Berlin to Lance Leggett
52	Pass	Miami	1st	Brock Berlin to Roscoe Parrish
49	Pass	BC	1st	Paul Peterson to Grant Adams
48	Rush	UNC	2nd	Jacque Lewis
47	Pass	CU	2nd	Charlie Whitehurst to Airese Currie
47	Rush	DU	1st	Cedric Dargan
*46	Pass	FSU	3rd	Wyatt Sexton to Dominic Robinson
46	Rush	FSU	4th	Lorenzo Booker
*45	Pass	UNC	4th	Darian Durant to Jesse Holley
*42	Pass	Miami	1st	Brock Berlin to Santorio Moss
40	Rush	BC	4th	A.J. Brooks
37	Pass	Miami	3rd	Brock Berlin to D Jenkins
35	Punt Return	CU	4th	Justin Miller

Third-Down Attempts By Distance

Yards	WFU	Pct.	Opp.	Pct.
1-3	35-50	70.0%	29-47	61.7%
4-6	11-28	39.3%	10-31	32.3%
7-9	12-34	35.2%	8-34	23.5%
10+	8-41	19.5%	10-42	23.8%
Total	66-150	44.0%	57-154	37.0%

WFU Fourth-Down Attempts (1-8)

Opp.	Result	Yds To Go	Qtr	Score	Play
CU	Downs	15	3rd	17-19	Rush: Randolph (8 yds)
CU	Downs	10	ot	37-30	Pass: Randolph to Idlette incomplete
ECU	Downs	4	4th	31-17	Rush: Idlette (no gain)
BC	First Down	1	4th	10-14	Rush: Barclay (3 yards)
VT	Downs	3	4th	10-17	Pass: Randolph to Anderson incomplete
FSU	Downs	1	1st	0-0	Rush: Barclay (no gain)
FSU	Downs	14	4th	14-17	Rush: Randolph (11 yards)
FSU	Interception	1	4th	17-20	Pass: Randolph
UNC	Downs	10	2nd	3-10	Pass: Mauk
Mary.	Downs	1	4th	7-13	Rush: Barclay (2 yards)
Mary.	Downs	11	4th	7-13	Pass: Randolph
Mary.	Downs	6	4th	7-13	Pass: Randolph

Kickoffs

Player	No.	EZ	TB	Returned	OB	Onside	FC
Wisnosky	29	18	14	13	0	0	0
Plackemeier	20	2	1	17	0	0	0
Total	49	20	15	30	0	0	0
Opponents	50	21	11	33	0	0	0

Punts

	Inside 20	Inside 10	Touchbacks
Plackemeier	17	5	8
Hale	1	0	0
Total	18	5	8
Opponents	14	5	6

Scoring Drives

Game	Qtr.	Points	Plays	Yards	TOP	How?
Clemson	1	FG	14	58	5:23	Wisnosky 39-yd FG
Clemson	2	TD	1	80	0:14	Mauk-Anderson 85-yd
Clemson	2	TD	9	53	2:33	Birgs 2-yds
Clemson	3	FG	12	48	4:41	Wisnosky 43-yd FG
Clemson	4	TD	3	58	1:13	Barclay 50-yds
Clemson	OT	FG	3	4	--	Wisnosky 38-yd FG
ECU	1	TD	8	56	2:37	Birgs 6-yds
ECU	2	FG	12	66	5:00	Wisnosky 31-yd FG
ECU	3	TD	2	72	0:30	Randolph-Morton 63-yd
ECU	3	TD	7	72	2:38	Randolph-Davis 35-yd
ECU	4	TD	9	61	3:37	Randolph 18-yds
A&T	1	TD	13	81	5:13	Barclay 7-yds
A&T	1	TD	1	13	0:06	Andrews 13-yds
A&T	2	TD	2	10	0:39	Barclay 5-yds
A&T	2	TD	9	67	3:48	Andrews 6-yds
A&T	2	TD	-	-	-	McGruder 25-int ret.
A&T	3	TD	14	74	6:39	Andrews 10-yds
BC	1	TD	7	80	2:51	Morton-Davis 53-yd
BC	2	FG	14	49	5:57	Wisnosky 35-yd FG
BC	4	TD	10	80	2:03	Randolph-Idlette 40-yd
NCSU	1	TD	-	-	-	McGruder 22-int ret.
NCSU	2	TD	12	63	4:36	Andrews 1-yd
NCSU	4	TD	10	80	3:34	Andrews 1-yd
VT	2	TD	7	45	1:38	Barclay 1-yd
VT	4	FG	12	54	5:41	Plackemeier 20-yd FG
FSU	1	TD	-	-	-	Robinson 19-int ret.
FSU	2	TD	-	-	-	White 36-fumble ret.
FSU	4	FG	4	3	0:25	Plackemeier 41-yd FG
DU	2	TD	6	90	2:18	Mauk-Marion 40-yd
DU	2	TD	7	39	1:50	Barclay 2-yd
DU	3	FG	8	54	2:30	Plackemeier 31-yd FG
DU	3	TD	8	54	3:00	Andrews 1-yd
UNC	2	FG	9	55	3:27	Plackemeier 19-yd FG
UNC	3	TD	-	-	-	McGruder 21-int ret.
UNC	4	TD	7	72	1:53	Barclay 1-yd
UNC	4	TD	15	76	5:48	Barclay 1-yd
Miami	2	TD	13	80	7:12	Barclay 14-yd
Maryland	3	TD	5	28	1:38	Barclay 5-yd run

Drive Chart

WF	Drives	TDs	FGs	Punts	Miss FG	Int	Fum	Downs	Half	Game	Avg. Start	Times At/ Inside 20
at Clemson	14	3	3	5	0	0	1	2	1	0	own 35	4
at E. Carolina	12	4	1	2	1	1	1	1	1	0	own 27	5
NC A&T	9	5	0	3	0	0	1	0	0	0	own 45	1
Boston College	12	2	1	6	1	1	0	0	0	1	own 34	4
at NCSU	12	2	0	8	0	0	0	0	1	1	own 21	6
Va. Tech	11	1	1	6	1	1	0	1	0	0	own 27	3
FSU	15	0	1	9	1	1	0	2	1	0	own 27	7
Duke	14	3	1	4	1	2	0	0	1	1	own 28	5
North Carolina	14	2	1	8	1	1	0	1	0	0	own 31	5
at Miami	11	1	0	8	0	0	1	0	0	1	own 20	8
at Maryland	14	1	0	8	1	0	1	2	0	0	own 34	6

Opp.	Drives	TDs	FGs	Punts	Miss FG	Int	Fum	Downs	Half	Game	Avg. Start	Times At/ Inside 20
at Clemson	17	4	1	5	1	2	1	0	1	0	own 41	6
at E. Carolina	12	2	1	5	1	2	0	0	1	0	own 23	8
NC A&T	12	0	1	5	0	2	1	1	1	1	own 20	8
Boston College	13	2	0	5	3	1	0	1	1	0	own 27	3
at NCSU	13	4	0	5	2	1	0	1	0	0	own 26	6
Va. Tech	12	2	1	4	1	0	2	0	1	1	own 27	3
FSU	16	2	2	8	1	2	1	0	0	1	own 31	6
Duke	13	2	3	5	1	0	2	0	0	0	own 33	3
North Carolina	16	4	1	7	0	1	1	0	1	1	own 29	6
at Miami	11	7	1	2	0	0	0	0	1	0	own 28	2
at Maryland	13	1	2	8	0	0	1	0	0	1	own 22	8

In The Red Zone

WFU	Times in Red Zone	No. of Scores	TDs	FGs	Points	Miss FG	Int	Fum	Downs	Half	Game	Failed to Score	Scoring Pct./ TD Pct.
Clemson	3	3	3	0	21	0	0	0	0	0	0	0	100%/100%
E. Carolina	5	3	2	2	17	1	0	0	1	0	0	0	60%/40%
NC A&T	6	5	5	0	35	0	0	1	0	0	0	0	83%/83%
Boston College	1	1	0	1	3	0	0	0	0	0	0	0	100%/0%
at NCSU	2	2	2	0	14	0	0	0	0	0	0	0	100%/100%
Va. Tech	3	2	1	1	10	0	0	0	1	0	0	0	67%/33%
FSU	1	0	0	0	0	1	0	0	0	0	0	0	0%/0%
Duke	3	3	2	1	17	0	0	0	0	0	0	0	100%/67%
North Carolina	4	3	2	1	17	1	0	0	0	0	0	0	75%/50%
Miami	6	5	4	1	31	0	0	0	1	0	0	0	83%/67%
Maryland	4	1	1	0	7	1	0	1	1	0	0	0	25%/25%
Total	38	28	22	7	172	4	0	2	4	0	0	0	74%/58%

Opponents	Times in Red Zone	No. of Scores	TDs	FGs	Points	Miss FG	Int	Fum	Downs	Half	Game	Failed to Score	Scoring Pct./ TD Pct.
Clemson	6	6	4	2	34	0	0	0	0	0	0	0	100%/66.7%
E. Carolina	4	2	1	1	10	1	0	0	0	1	0	0	50%/25%
NC A&T	1	1	0	1	3	0	0	0	0	0	0	0	100%/100%
Boston College	4	2	2	0	14	2	0	0	0	0	0	0	50%/50%
at NCSU	4	3	3	0	21	1	0	0	0	0	0	0	75%/75%
Va. Tech	4	3	2	1	17	0	0	1	0	0	0	0	75%/50%
FSU	2	2	1	1	10	0	0	0	0	0	0	0	100%/50%
Duke	6	3	2	1	16	1	0	2	0	0	0	0	50%/33%
North Carolina	4	4	3	1	24	0	0	0	0	0	0	0	100%/75%
Miami	1	1	1	0	7	0	0	0	0	0	0	0	100%/100%
Maryland	2	2	1	1	10	0	0	0	0	0	0	0	100%/50%
Total	38	29	20	9	166	5	0	3	0	1	0	0	76%/53%

The Last Time It Happened

Kickoff Return for a Touchdown

Wake Forest: 11/17/01 vs. Georgia Tech
John Stone (93 yards)

Opponent: 8/29/02 at Northern Illinois
Michael Turner (93 yards)

Punt Return for a Touchdown

Wake Forest: 9/6/03 vs. NC State
Willie Idlette (50 yards)

Opponent: **9/4/04 at Clemson**
Justin Miller (69 yards)

Blocked Punt

Wake Forest: 9/7/02 vs. East Carolina
Jamie Scott

Opponent: **11/20/04 at Miami**
S. Moss

Blocked Punt for a Touchdown

Wake Forest: 10/26/96 vs. Navy
D. Moore (15 yards)/J. Muyres block

Opponent: **11/20/04 at Miami**
R. Jones (0 yds)/S. Moss block

Interception Return for a TD

Wake Forest: **11/13/04 vs. North Carolina**
Marcus McGruder (21 yards)

Opponent: 10/13/01 at Duke
Anthony Roberts (20 yards)

Fumble Recovery for a TD

Wake Forest: **10/23/04 vs. Florida State**
Brad White (36 yards)

Opponent: 9/14/02 at NC State
Shawn Price (13 yards)

Two 100-Yard Rushers in One Game

Wake Forest: 10/25/97 at Duke
H. Lewis (160)/M. Kane (146)

Opponent: 10/19/96 at Maryland
H. Westley (120)/B. Rogers (106)

200-Yard Rusher

Wake Forest: 11/29/03 vs. Maryland
Chris Barclay (243 yards)

Opponent: 11/29/03 vs. Maryland
Bruce Perry (237 yards)

A 200-Yard Rusher From Both Teams

11/29/03 vs. Maryland
Chris Barclay - WFU (243 yds)
Bruce Perry - MD (237 yds)
1st time in ACC history; 5th time in NCAA history

300 Rushing Yards

Wake Forest: **9/18/04 vs. NC A&T (336 yards)**

Opponent: 11/29/03 vs. Maryland (339 yards)

Negative Yards Rushing

Wake Forest: 9/9/00 vs. North Carolina (-2 yards)

Opponent: 10/23/76 vs. Virginia (-1 yard)

400 Passing Yards

Wake Forest: 11/21/98 at Georgia Tech (494 yds.)

Opponent: **11/20/04 vs. Miami (424 yds.)**

40 Pass Attempts

Wake Forest: 10/21/00 at Maryland (50 att.)

Opponent: **9/6/04 vs. Clemson (41 att.)**

25 Pass Completions

Wake Forest: 10/21/00 at Maryland (29 comp.)

Opponent: 10/30/04 vs. Duke (28 comp.)

Had a 100-Yard Receiver

Wake Forest: **9/11/04 at East Carolina**
Nate Morton (142 yards)

Opponent: **11/20/04 at Miami**
Roscoe Parrish (141 yards)

Two 100-Yard Receivers in One Game

Wake Forest: 11/21/98 at Georgia Tech
J. Deese (141)/M. Chalmers (121)

Opponent: **9/6/04 at Clemson**
A. Currie (152)/C. Stuckey (112)

500 Yards Total Offense

Wake Forest: **9/11/04 at East Carolina (584 yards)**

Opponent: **11/20/04 at Miami (579 yds)**

600 Yards Total Offense

Wake Forest: 10/26/68 vs. North Carolina (632 yds)
(school record)

Opponent: 9/16/00 at Clemson (623 yards)

30 First Downs

Wake Forest: 11/8/03 at North Carolina (31)

Opponent: 9/16/00 at Clemson (30)

Zero Turnovers

Wake Forest: **10/2/04 at NC State**

Opponent: **11/20/04 at Miami**

Was Shutout

Wake Forest: 9/5/98 at Air Force (42-0)

Opponent: 10/26/02 vs. North Carolina (31-0)

Recorded A Safety

Wake Forest: 11/17/01 vs. Georgia Tech
Long snap over punter's head/out
of endzone

Opponent: **9/4/04 at Clemson**
Punt blocked out of endzone

Two Defensive Touchdowns in One Game

Wake Forest: **10/23/04 vs. Florida State**
Matt Robinson, 19-yard int. ret.
Brad White, 36-yard fumble ret.

Opponent: 10/22/94 vs. Duke
John Zuanich, 62-yard fumble ret.
Sidney Wells, 25-yard interception ret.

Had a 300 Yard Passer/100 Yard Rusher In A Game

Wake Forest: **9/11/04 at East Carolina**
Cory Randolph (344 pass/104 rush)

Opponent: Never

Longest Plays

Run50 yards
Chris Barclay at Clemson (TD)	
TD Run50 yards
Chris Barclay at Clemson	
Pass85 yards
Ben Mauk to Jason Anderson at Clemson (TD)	
TD Pass85 yards
Ben Mauk to Jason Anderson at Clemson	
Punt Return20 yards
Willie Idlette at Maryland	
Kickoff Return43 yards
Kevin Marion at Clemson	
Interception Return37 yards
Josh Gattis at Clemson	
Punt69 yards
Ryan Plackemeier at Clemson	
Field Goal43 yards
Matt Wisnosky at Clemson	
□ □ □	
By Opponent	
Run86 yards
Chris Johnson, East Carolina	
TD Run86 yards
Chris Johnson, East Carolina	
Pass58 yards
Jay Davis to Tremain Hall, NC State	
TD Pass57 yards
Jay Davis to Sterling Hicks, NC State	
Punt Return69 yards
Justin Miller, Clemson (TD)	
Kickoff Return43 yards
Eddie Royal, Virginia Tech	
Interception Return15 yards
Jimmy Williams, Virginia Tech	
Punt67 yards
Bobby Monroe, Miami	
Field Goal47 yards
Nick Novak, Maryland	

Season Superlatives

Scoring		
Touchdowns	3	Micah Andrews vs. North Carolina A&T
Rushing Touchdowns	3	Micah Andrews vs. North Carolina A&T
Passing Touchdowns	2	Cory Randolph at ECU
Receiving Touchdowns	1	Four Times
Field Goals	3	Matt Wisnosky at Clemson
Offense		
Rushing Yards	179	Chris Barclay at Clemson
	138	Chris Barclay vs. North Carolina
	134	Chris Barclay vs. Duke
Rushing Attempts	30	Chris Barclay vs. North Carolina
Passing Yards	344	Cory Randolph at ECU
Passing Attempts	24	Cory Randolph, twice; Ben Mauk, once
Completions	16	Cory Randolph at ECU
Completion Pct.	76.1 (16-21)	Cory Randolph at ECU
Receiving Yards	142	Nate Morton at ECU
	139	Jason Anderson at Clemson
Receptions	7	Jason Anderson at Clemson
	7	Chris Davis vs. Boston College
Defense		
Total Tackles	17	Jonathan Abbate vs. Duke
	15	Jonathan Abbate vs. Virginia Tech
Solo Tackles	10	Jonathan Abbate vs. Duke
	10	Warren Braxton vs. North Carolina
Assisted Tackles	8	Jonathan Abbate vs. Virginia Tech
Interceptions	1	Ten Times
Pass Breakups	3	Eric King vs. Florida State
	3	Marcus McGruder vs. Duke
Tackles for Loss	2.5	Matt Robinson at Maryland
Special Teams		
Punts	9	Ryan Plackemeier vs. Florida State
Punting Yards	375	Ryan Plackemeier at NC State
Punting Average	49.0	Ryan Plackemeier vs. Va. Tech (6 punts)
	48.5	Ryan Plackemeier at ECU (2 punts)
Punt Returns	6	Willie Idlette vs. Florida State
Punt Return Avg. (min 3)	4.75	Willie Idlette vs. Clemson (4 ret.)
Kickoff Returns	4	Kevin Marion (twice)
Kickoff Return Avg.	26.7	Kevin Marion at Clemson (3 ret.)
	25.3	Kevin Marion at ECU (4 ret.)
OPPONENT INDIVIDUAL SINGLE-GAME HIGHS		
Scoring		
Touchdowns	2	T.A. McLendon, NC State
Rushing Touchdowns	2	T.A. McLendon, NC State
Passing Touchdowns	4	Brock Berlin, Miami
Receiving Touchdowns	1	12 Times
Field Goals	3	Matt Brooks, Duke
Offense		
Rushing Yards	139	T.A. McLendon, NC State
	113	Cedric Dargan, Duke
Rushing Attempts	30	T.A. McLendon, NC State
Passing Yards	361	Brock Berlin, Miami
	300	Mike Schneider, Duke
Passing Attempts	45	Mike Schneider, Duke
Completions	28	Mike Schneider, Duke
Receiving Yards	152	Airese Currie, Clemson
	141	Roscoe Parrish, Miami
Receptions	9	Airese Currie, Clemson
Defense		
Total Tackles	13	Mikal Baaqee, Virginia Tech
Unassisted Tackles	10	Three Times
Assisted Tackles	9	D'Qwell Jackson, Maryland
Interceptions	1	Seven Times
Pass Breakups	2	Four Times
Tackles for Loss	3.5	D'Qwell Jackson, Maryland

Special Teams

Punts	8	Chris Hall, FSU/Adam Podlesh, MD
Punting Yards	318	Adam Podlesh, Maryland
Punting Average	44.8	Ryan Dougherty, ECU (5 punts)
Punt Returns	4	Three Times
Punt Return Avg.	36.0	Justin Miller, Clemson (2 ret.)
Kickoff Returns	3	Ryan Drummer, Duke
Kickoff Return Avg.	21.6	Grant Adams, Clemson (1 ret.)

WAKE FOREST HIGHS

Points Scored	42	vs. North Carolina A&T
First Downs	24	at ECU
Rushing Attempts	57	at ECU
Rushing Net Yards	336	vs. North Carolina A&T
Passing Attempts	29	vs. Florida State, vs. North Carolina
Pass Completions	16	at ECU
Passes Had Intercepted	2	vs. Duke
Passing Yards	344	at ECU
Total Offense	584	at ECU
Total Plays	79	at Clemson
Interceptions	2	Four Times
Fumbles	3	Twice
Fumbles Lost	1	Seven Times
Penalties	13	at Clemson
Penalty Yards	125	at Clemson

WAKE FOREST LOWS

Points Scored	7	at Miami, at Maryland
First Downs	12	vs. Florida State
Rushing Attempts	42	at NC State
Rushing Net Yards	133	vs. Florida State
Passing Attempts	12	at Miami
Pass Completions	5	at Miami
Passes Had Intercepted	0	Five Times
Passing Yards	36	at Miami
Total Offense	193	at Miami
Total Plays	55	at Miami
Interceptions	0	Four Times
Fumbles	0	Three Times
Fumbles Lost	0	Five Times
Penalties	2	at Miami
Penalty Yards	20	Twice


OPPONENT HIGHS

Points Scored	52	Miami
First Downs	24	NC State, Miami
Rushing Attempts	50	NC State
	50	Virginia Tech
Rushing Net Yards	236	ECU
Passing Attempts	45	Duke
Pass Completions	28	Duke
Passes Had Intercepted	2	Four Times
Passing Yards	424	Miami
Total Offense	579	Miami
Total Plays	78	NC State
Interceptions	2	Duke
Fumbles	5	North Carolina A&T
Fumbles Lost	2	Two Times
Penalties	11	Florida State
Penalty Yards	81	Florida State

OPPONENT LOWS

Points Scored	3	North Carolina A&T
First Downs	13	North Carolina A&T
Rushing Attempts	23	ECU
Rushing Net Yards	83	Clemson
Passing Attempts	18	Virginia Tech
Pass Completions	12	Twice (A&T, Virginia Tech)
Passes Had Intercepted	0	Six Times
Passing Yards	104	North Carolina A&T
Total Offense	221	North Carolina A&T
Total Plays	62	North Carolina A&T
Interceptions	0	Four Times
Penalties	2	Duke
Penalty Yards	20	North Carolina A&T

Game #1 • Sept. 4, 2004
Clemson 37, Wake Forest 30 (2ot)
Clemson, S.C. • Memorial Stadium (81,473)



(AP) - Charlie Whitehurst threw an 11-yard touchdown pass to Kyle Browning in the second overtime that lifted No. 15 Clemson to a 37-30 victory over Wake Forest on Saturday.

The Tigers (1-0 Atlantic Coast Conference) led 19-3 early in the second quarter and looked intent on beating the Demon Deacons as thoroughly as Clemson got beat in a 45-17 defeat at Wake Forest a season ago.

But the Deacons (0-1) rallied for 24 straight points and led 27-19 after Chris Barclay's 50-yard touchdown run with 12:20 to go in the game.

The Tigers rediscovered their offense when it counted. Whitehurst, starting at his 22 with 6:35 left, completed passes of 16 and 19 yards to Chansi Stuckey, then hit Airese Currie with an 8-yard completion to get inside Wake's 10. A pass interference call on fourth-and-goal kept the drive alive and Yusef Kelly leaped over the pile from a yard out with for Clemson's first points in nearly 40 minutes.

Kelvin Grant pulled down the tying conversion on a perfectly lofted ball into the left corner of the end zone to send things into overtime.

The teams traded field goals in the first extra session. Then Whitehurst found Browning on a screen pass to give Clemson the lead.

Wake Forest could not respond. Jason Anderson juggled a pass out of bounds. Chris Barclay, who ran for 179 yards, was stopped at the line of scrimmage. And Cory Randolph's final two throws went incomplete.

Many in the crowd of 79,500 rushed the center of the field.

The excitement shows how seriously Clemson takes Wake Forest these days. Only once in 55 contests since 1948 had Wake won back-to-back games in the series. But after Barclay scored a fourth quarter touchdown, it looked like Wake was on its way.

The Tigers came out like a team looking for revenge from last year's debacle, which nearly cost Tommy Bowden his job. But after a four-game winning streak to end the season - and a longterm contract for Bowden - the Tigers wanted to pay back the last team that beat them.

Wake freshman Ben Mauk launched a high, floater over the middle that Jason Anderson caught for an 85-yard touchdown. The Demon Deacons did things their preferred way the next time they got the ball, rushing seven times for 37 yards and ending with Cornelius Birgs 2-yard dash through the middle for a touchdown to close things to 19-17.

Scoring Summary	1	2	3	4	OT	Total
Wake Forest	3	14	3	7	3	30
Clemson	14	5	0	8	10	37


- WF Wisnosky, 39 yd field goal, 4:46 in 1st
- CU Currie, 31-yard pass from Whitehurst, (Furr kick), 2:09 in 1st
- CU Miller, 69-yard punt return (Furr kick), 0:00 in 1st
- CU Stuckey, safety, 13:35 in 2nd
- CU Furr, 42-yard field goal, 10:12 in 2nd
- WF Anderson, 85-yard pass from Mauk (Wisnosky kick), 9:58 in 2nd
- WF Birgs, 2-yard run (Wisnosky kick), 6:21 2nd
- WF Wisnosky, 43-yard field goal, 0:04 in 3rd
- WF Barclay, 50-yard run (Wisnosky kick), 12:20 in 4th
- CU Kelly, 1-yard run (Grant, pass from Whitehurst), 1:48 in 4th
- WF Wisnosky, 38-yard field goal, First overtime
- CU Furr, 23-yard field goal, First overtime
- CU Browning, 11-yard pass from Whitehurst (Furr kick), Second overtime

WFU	Statistics	CU
20	First Downs	.23
54	Rushing Attempts	.35
254	Net Yards Rushing	.83
156	Net Yards Passing	.288
25	Passes Attempted	.41
10	Passes Completed	.20
2	Had Intercepted	.0
410	Total Net Yards	.371
1-1	Fumbles-Lost	.2-1
5-36.8	Punts-Average	.5-40.6
28:21	Possession	.31:39

Top Individuals

- Rushing** WF: Barclay 29-179-1td CU: Kelly 19-57-1td
- Passing** WF: Mauk 3-4-101-1td CU: Whitehurst 20-41-288-2td-2int
- Receiving** WF: Anderson 7-139-1td CU: Currie 9-152-1td

Game #2 • Sept. 11, 2004
Wake Forest 31, East Carolina 17
Greenville, N.C. • Dowdy Ficklen Stadium (38,141)



GREENVILLE, N.C. (AP) - Cory Randolph threw two touchdown passes and ran for another score in the fourth quarter, helping Wake Forest beat East Carolina 31-17 on Saturday night.

Randolph became the first Wake Forest player ever, and the third ACC player ever, to total more than 300 yards passing and 100 yards rushing. He finished 16-of-21 for 344 yards and ran for another 107, including two clutch runs for first downs on the clinching drive in the final quarter. Both of his yardage totals were career highs.

Randolph joined Charlie Ward of Florida State and Woody Dantzler of Clemson as the only players to ever throw for 300 yards and run for 100 yards in the same game.

Cornelius Birgs also ran for a TD for Wake Forest (1-1), which lost to Clemson 37-30 in double overtime a week ago.

The Deacons played nearly the entire game without leading receiver Jason Anderson. He sprained his ankle on the second play of the game and left for good.

Sophomore Nate Morton was Randolph's favorite target on Saturday night, making five catches for a career-best 142 yards and a touchdown.

After the Pirates closed to 10-3 early in the third, Randolph tossed a perfect spiral to Nate Morton for a 63-yard touchdown, then added a 35-yarder to Chris Davis to make it 24-3.

East Carolina rallied after a couple of mistakes by the Deacons. Willie Idlette fumbled while returning a punt, and Richard Koonce recovered to give ECU possession at the Deacons' 48.

James Pinkney threw a 29-yard pass to Damarcus Fox on third-and-9 to move the ball to the 18, then connected with a wide-open Bobby Good in the corner of the end zone on the next play.

On the ensuing drive, Randolph overthrew Idlette over the middle, and safety Zach Baker was there for the interception. Two personal fouls after the turnover cost East Carolina field position, but on third-and-4 from the 14, third-string tailback Chris Johnson scampered around the right end and outran the defense to make it 24-17.

Randolph moved the Deacons 61 yards in nine plays for their final score, capping the drive with a nifty 18-yard run on a draw. In all, Randolph accounted for 50 of the drive's 61 yards.

Wake Forest accumulated 584 yards of total offense, including 451 by Randolph. The total for Randolph was the most since Rusty LaRue set the ACC record in 1995. The 584 yard team total was the most by any Deacon team since 1979.

Pinkey bounced back from a bad start, finishing 20-of-37 for 233 yards and one touchdown.

Scoring Summary	1	2	3	4	Total
Wake Forest	7	3	14	7	31
East Carolina	0	0	17	0	17

- WF Birgs, 6-yard run (Wisnosky kick), 2:31 in 1st
- WF Wisnosky, 31-yard field goal, 3:46 in 2nd
- ECU Broadwell, 35-yard field goal, 14:15 3rd
- WF Morton, 63-yard pass from Randolph (Wisnosky kick), 13:45 3rd
- WF Davis, 35-yard pass from Randolph (Wisnosky kick), 8:54 in 3rd
- ECU Good, 18-yard pass from Pinkey (Broadwell kick), 6:28 in 3rd
- ECU Johnson, 86-yard run (Broadwell kick), 1:13 in 3rd
- WF Randolph, 18-yard run (Wisnosky kick), 12:46 in 4th

WFU	Statistics	ECU
24	First Downs	.17
57	Rushing Attempts	.23
240	Net Yards Rushing	.236
344	Net Yards Passing	.233
21	Passes Attempted	.40
16	Passes Completed	.20
1	Had Intercepted	.2
584	Total Net Yards	.469
0-0	Fumbles-Lost	.0-0
2-48.5	Punts-Average	.5-44.8
35:15	Possession	.25:45

Top Individuals

- Rushing** WF: Randolph, 16-107 ECU: Johnson, 6-96
- Passing** WF: Randolph, 16-21-344-1td ECU: Pinkey, 20-37-233-2td
- Receiving** WF: Morton, 5-142 ECU: Good, 6-122

Game #3 • Sept. 18, 2004
Wake Forest 42, North Carolina A&T 3
Winston-Salem, N.C. • Groves Stadium (27,893)

WINSTON-SALEM, N.C. (AP) - Micah Andrews rushed for 125 yards and three touchdowns in his first college game, and Wake Forest beat Division I-AA North Carolina A&T 42-3 on Saturday.

Andrews, who was suspended the first two games for breaking unspecified team rules, had scoring runs of 13, 6 and 10 yards as Wake (2-1) gained 336 of its 405 yards on the ground.

Chris Barclay rushed 10 times for 50 yards and two touchdowns before leaving early in the second quarter with the game in hand.

Barclay's second TD came two plays after Jyles Tucker's interception, one of three turnovers for the Aggies (1-2).

Marshall Glen completed 3-of-8 passes for 25 yards for the Aggies with one lost fumble before suffering a dislocated shoulder while trying to make a tackle on Tucker's interception return.

With A&T's backup Rico Watkins unavailable with a broken foot, third-stringer Brian Moye was called in. On his second series, Watkins threw an interception that Marcus McGruder returned 25 yards for a touchdown to make it 35-0.

Andrews' third TD on the first drive of the second half made it 42-0 as Wake enjoyed its most lopsided win since a 47-3 victory over UAB in 1999.

Cory Randolph was 2-of-4 for 19 yards and rushed twice for six yards before Ben Mauk took over early in the second quarter.

A&T, playing a I-A school for the first time, had 221 total yards.

Carlos Davalos' 28-yard field goal with 10:37 left in the game prevented Wake's first shutout since a 31-0 win over North Carolina in 2002.

Moye was 9-of-18 for seven yards while Quante Speight rushed for 67 yards, all in the second half.

The game marked the first meeting between the schools, separated only by about 30 miles. It was also the first football game between an active Atlantic Coast Conference member and a historically black school.



Game #4 • Sept. 25, 2004
Wake Forest 17, Boston College 14
Winston-Salem, N.C. • Groves Stadium (29,461)

WINSTON-SALEM, N.C. (AP) - Cory Randolph threw a 40-yard touchdown pass to Willie Idlette with just more than a minute left, giving Wake Forest a 17-14 victory over Boston College on Saturday.

Idlette beat Ryan Glasper, who tried to make a diving interception, for the first TD reception of his career.

Randolph was 11-of-19 for 141 yards, and he rushed for 46 more to lead Wake (3-1) past Boston College (3-1) for the second straight year.

The Eagles, who will join Demon Deacons in the Atlantic Coast Conference next season, were hurt by three missed field goals by freshman Ryan Ohliger.

Paul Peterson was 21-of-38 for a career-high 269 yards and one touchdown and A.J. Brooks rushed for a career-high 95 yards and a score for the Eagles.

Brooks gave the Eagles their first lead on an 11-yard touchdown run with 9:08 left. Brooks had runs of 40 and 12 yards on the Eagles next possession, but Ohliger missed a 27-yard field goal with 3:12 left.

Randolph then led Wake on the winning drive, which included Chris Barclay's 2-yard run on fourth-and-1 from the Eagles' 41.

Wake Forest struck first on the final play of the first quarter with a trick play. Quarterback Ben Mauk pitched to wide receiver Nate Morton, who tossed a pass to Chris Davis. He ran it in for a 53-yard touchdown.

Davis, who caught the winning touchdown pass in Wake's win over Boston College last year, had seven catches for a career-high 112 yards.

Matt Wisnosky's 37-yard field goal made it 10-0 with 3:55 left before the Eagles responded. Peterson's 7-yard touchdown pass to Joel Hazard with 11 seconds left cut the lead to 10-7 at halftime.

Boston College wasted two chances in the first quarter, with Ohliger missing field goals of 40 and 37 yards. Ohliger had been 2-for-2 filling in for the injured Mike Fassel.



Scoring Summary	1	2	3	4	Total
North Carolina A&T	0	0	0	3	3
Wake Forest	14	21	7	0	42

- WF Barclay, 7-yard run (Wisnosky kick) 8:13 1st
- WF Andrews, 13-yard run (Wisnosky kick), 3:34 1st
- WF Barclay, 5-yard run (Wisnosky kick) 14:02 2nd
- WF Andrews, 6-yard run (Wisnosky kick) 8:05 2nd
- WF McGruder, 25-yard interception return (Wisnosky kick), 6:20 2nd
- WF Andrews, 10-yard run (Temple kick) 8:21 3rd
- NCAT Davalos, 28-yard field goal, 10:37

WFU	Statistics	NCAT
23	First Downs	13
51	Rushing Attempts	36
336	Net Yards Rushing	117
69	Net Yards Passing	104
14	Passes Attempted	26
8	Passes Completed	12
0	Had Intercepted	2
405	Total Net Yards	221
1-1	Fumbles-Lost	5-1
3-44.7	Punts-Average	5-42.8
25:09	Possession	33:48

Top Individuals

Rushing	WF: Andrews 17-125	NC A&T: Speight 10-67
Passing	WF: Mauk 6-10-0-50	NC A&T: Moye 9-18-1-79
Receiving	WF: Andrews 2-26	NC A&T: Trust 5-48

Scoring Summary	1	2	3	4	Total
Boston College	0	7	0	7	14
Wake Forest	7	3	0	7	17

- WF Davis, 53-yard pass from Morton (Wisnosky, kick), 00:00 1st
- WF Wisnosky, 35-yard field goal, 3:55 2nd
- BC Hazard, 7-yard pass from Peterson (Ohliger kick), 00:11 2nd
- BC Brooks, 11-yard run (Ohliger kick), 9:08 4th
- WF Idlette, 40-yard pass from Randolph (Wisnosky kick), 1:09 4th

WFU	Statistics	BC
20	First Downs	22
49	Rushing Attempts	37
159	Net Yards Rushing	182
210	Net Yards Passing	269
23	Passes Attempted	38
14	Passes Completed	21
1	Had Intercepted	1
369	Total Net Yards	451
3-0	Fumbles-Lost	0-0
6-45.0	Punts-Average	5-25.0
31:34	Possession	28:20

Top Individuals

Rushing	WF: Barclay 24-57	BC: Brooks, 13-95
Passing	WF: Randolph, 11-19-0-141	BC: Peterson, 21-38-1-269
Receiving	WF: Davis, 7-112	BC: Hazard, 5-38

Game #5 • Oct. 2, 2004
North Carolina State 27, Wake Forest 21
Raleigh, N.C. • Carter-Finley Stadium (53,800)



RALEIGH, N.C. - T.A. McLendon capped a rally from a 14-point deficit by running for an 8-yard touchdown in overtime, giving North Carolina State a 27-21 victory over Wake Forest on Saturday.

After Matt Wisnosky missed a 34-yard field goal in the extra period for the Demon Deacons, McLendon ran three straight plays up the middle to move the Wolfpack to the 8. Coach Chuck Amato decided against going for a field goal on third down - John Deraney already had missed two - and McLendon powered into the end zone.

McLendon finished with 139 yards on the ground and two TDs.

The Wolfpack (3-1, 2-0 Atlantic Coast Conference) seemingly were out of it at the half, their top-ranked defense shredded for 180 yards to that point - nearly 20 more than its average through three games. A 1-yard touchdown by Micah Andrews and Marcus McGruder's 22-yard interception return gave Wake Forest its two-TD lead.

But after three quarters, the Demon Deacons still were stuck on 180 yards, held to three consecutive three-and-outs. Meanwhile, NC State finally found some offense with quarterback Jay Davis.

Davis might have finally silenced his critics with a brilliant final 30 minutes. He threw a 57-yard touchdown pass to Sterling Hicks to make it 14-7 barely 90 seconds into the third quarter, then added a 58-yard pass to Tramain Hall on the next possession to set up McLendon's 3-yard score to tie it.

Finally, Bobby Washington capped a 66-yard drive with the first touchdown of his college career, and NC State led 21-14.


Mercifully for the Demon Deacons (3-2, 0-2), the quarter finally ended, and they started the fourth with an 80-yard drive. Andrews bulled in from the 1 for his second TD, making it 21-21.

Behind Davis and McLendon, the Wolfpack moved all the way to the Wake Forest 10. Davis' pass for Hall was high on third down, and Deraney pushed a 27-yard field goal to the right with less than three minutes left.

In overtime, the Deacons couldn't get a first down and were forced to rely on Wisnosky's leg, but he banged his kick off the left upright to give the edge to NC State. McLendon made it pay off.

Davis finished 16-for-21 for 228 yards, and Wake Forest had 202 of its 263 yards on the ground.

Game #6 • Oct. 9, 2004
Virginia Tech 17, Wake Forest 10
Winston-Salem, N.C. • Groves Stadium (32,433)



WINSTON-SALEM, N.C. - Mike Imoh ran for 100 yards and the winning touchdown Saturday to lead Virginia Tech to a 17-10 victory over Wake Forest in the Hokies' first ACC road game.

Bryan Randall set up the go-ahead score for Virginia Tech. After being stifled for most of the game, the quarterback broke free on consecutive 12-yard runs, then scrambled for 21 to put the Hokies on the 11. Imoh scored two plays later on a 7-yard run to put Virginia Tech on top with 2:10 to play.

Wake Forest nearly tied it again, but was stopped on the Virginia Tech 5. One of Cory Randolph's passes into the end zone was nearly intercepted, and the next one sailed through receiver Jason Anderson's hands.

Randolph's fourth-down attempt was dropped short of the end zone, sealing another heart-breaking defeat for the Demon Deacons. They lost in overtime at both Clemson and NC State.

Imoh, had 100 yards on 29 carries. He scored on his final run of the game. Randall ended with 119 yards passing, including a 5-yard touchdown pass to Jeff King, and 46 yards rushing.

Randolph threw for 180 yards for Wake Forest. Chris Barclay ran for 84 yards, including a 1-yard scoring run.

The game could have been lopsided, but Wake Forest's Josh Gattis ended two potential Virginia Tech scoring drives with fumble recoveries. The first was in the second quarter when he tackled Cedric Humes at the Wake Forest 19 and knocked the ball loose, then pounced on it.

Gattis' second recovery was much bigger, taking the ball away from Justin Hamilton at the Wake Forest 1 as Virginia Tech was going in for a third-quarter touchdown.

The Hokies' defense rattled Wake Forest into consecutive false starts on its first possession followed by a sack of Randolph. Virginia Tech dominated the first half, but gave up just enough plays to keep the game tight.

Randall was sacked twice late in the second quarter, forcing Virginia Tech to punt from its own 1. That gave the Deacons the ball on Tech's 45, and Randolph moved them into scoring range with a 30-yard pass to Kevin Marion. Barclay scored five plays later to cut Virginia Tech's lead to three at 10-7 with 25 seconds to play before halftime.

The game might have been tied, but kicker Matt Wisnosky injured his knee on the opening kickoff and the Deacons used punter Ryan Plackemeier on field goals. His 38-yard attempt in the first quarter bounced off the upright. He later made a 20-yarder that tied it at 10 with 6:15 to play.

Scoring Summary	1	2	3	4	OT	Total
Wake Forest	7	7	0	7	0	21
NC State	0	0	21	0	6	27

- WF McGruder, 22-yard interception return (Wisnosky kick) 2:14 1st
- WF Andrews, 1-yard run (Wisnosky kick), 4:36 2nd
- NCSU Hicks, 57-yard pass from Davis (Deraney kick), 13:26 3rd
- NCSU McLendon, 3-yard run (Deraney kick), 8:54, 3rd
- NCSU Washington, 2-yard run (Deraney kick) 1:58 3rd
- WF Andrews, 1-yard run (Wisnosky kick) 9:08 4th
- NCSU McLendon, 8-yard run 15:00 OT

WFU	Statistics	NCSU
14	First Downs	25
42	Rushing Attempts	50
202	Net Yards Rushing	196
77	Net Yards Passing	259
18	Passes Attempted	31
11	Passes Completed	21
0	Had Intercepted	1
279	Total Net Yards	455
0-0	Fumbles-Lost	0-0
8-46.9	Punts-Average	5-43.8
25:09	Possession	33:48

Top Individuals

- Rushing** WF: Barclay 20-84 NCSU: McLendon 30-139
- Passing** WF: Randolph, 5-10-0-30 NCSU: Davis 18-24-0-244
- Receiving** WF: Barclay 4-19 NCSU: Washington 7-73

Scoring Summary	1	2	3	4	Total
Virginia Tech	7	3	0	7	17
Wake Forest	0	7	0	3	10

- VT King, 5-yard pass from Randall (Pace Kick) 9:56 1st
- VT Pace, 26-yard field goal, 7:37 2nd
- WF Barclay, 1-yard run (Plackmeier kick), 0:25 2nd
- WF Plackemeier, 20-yard field goal, 6:15 4th
- VT Imoh, 7-yard run (Pace kick) 2:10 4th

WFU	Statistics	VT
17	First Downs	19
41	Rushing Attempts	50
139	Net Yards Rushing	210
208	Net Yards Passing	119
26	Passes Attempted	18
15	Passes Completed	12
1	Had Intercepted	0
347	Total Net Yards	329
0-0	Fumbles-Lost	3-2
6-49.0	Punts-Average	4-44.2
28:49	Possession	31:11

Top Individuals

- Rushing** WF: Barclay 19-84 VT: Imoh 29-100
- Passing** WF: Randolph, 14-24-0-180 VT: Randall 12-18-0-119
- Receiving** WF: Morton 5-114 VT: King 3-37

Game #7 • Oct. 23, 2004
Florida State 20, Wake Forest 17
Winston-Salem, N.C. • Groves Stadium (31,403)



WINSTON-SALEM, N.C. (AP) - Xavier Beitia kicked a 22-yard field goal with 1:03 to play to help No. 5 Florida State pull off a surprisingly close 20-17 victory over Wake Forest on Saturday.

Seminoles quarterback Wyatt Sexton had a tough day, committing three turnovers that nearly cost Florida State (6-1, 4-1 ACC) the game.

He helped Wake Forest build a 14-3 lead before halftime with an interception and a fumble, and both turnovers were returned for touchdowns.

After pushing the Seminoles ahead with touchdown passes of 20- and 46-yards, Sexton gave Wake Forest another chance late in the fourth quarter when he attempted a pass that was tipped by Jerome Nichols and intercepted by freshman Jeremy Thompson.

That set up Ryan Plackemeier's 41-yard field goal that tied the game at 17 with 4:32 to play. Florida State then needed a 46-yard run by Lorenzo Booker on third-and-10 and a 14-yard pass from Sexton to Dominic Robinson on third-and-6 to set up the game-winning field goal.

Despite the miscues, Sexton improved to 4-0 as a starter since taking over for Chris Rix. He finished 17-for-39 for 194 yards, two touchdowns, two interceptions and a fumble.

He got off to a bad start when he was called for intentional grounding on the third play of the game. Nichols had the first of his two tipped passes late in the first quarter and Matt Robinson intercepted it, returning it 19 yards for a touchdown and a 7-0 Wake Forest lead.

Sexton later fumbled on a sack by Eric King, and Brad White scooped the ball up and rumbled 36 yards for a touchdown that put Wake Forest up 14-3 right before halftime.

But Wyatt got some third-quarter help from Willie Reid, who returned a punt 48 yards to the Wake Forest 14. After Booker lost yards on a fumble, the Seminoles went to Reid to put points on the board with a 20-yard touchdown pass from Sexton that cut Wake Forest's lead to 14-10.

Sexton wasn't able to give FSU's its first lead of the game until the fourth quarter, when he threw a 46 yard touchdown pass to Robinson to put the Seminoles up 17-14 with 9:59 to go.

Wake Forest, averaging 221.7 yards rushing a game, struggled against the nation's best run defense. Florida State held the Deacons to 133 yards on the ground.

Beitia also made a 44-yarders, but had a blocked field goal in the first quarter when Thompson, got a hand on the 38-yard attempt. Plackemeier also missed a 39-yarder.

Wake Forest's Jason Anderson had six catches for 99 yards to become the only active player in the ACC to go over 2,000 yards receiving.

Game #8 • Oct. 30, 2004
Wake Forest 24, Duke 22
Winston-Salem, N.C. • Groves Stadium (25,762)



WINSTON-SALEM, N.C. (AP) - Chris Barclay rushed for 134 yards and a touchdown Saturday to lift Wake Forest past Duke 24-22 .

Ben Mauk also had a touchdown pass for the Demon Deacons, who beat the Blue Devils for the fifth straight time. With the win, Wake Forest avoided its first 0-5 league start in four years.

Wake Forest had lost four league games by a combined 23 points, including overtime losses to Clemson and NC State. Last week, the Demon Deacons lost to Florida State 20-17 on a field goal with just more than a minute to play.

There was more late-game drama in this one, but no heartbreak for Wake Forest. Barclay's 2-yard score late in the first half put the Demon Deacons ahead to stay, though Wake Forest had to hold off a Duke rally in the final 90 seconds to seal it.

In the process, Mauk may have given Wake Forest coach Jim Grobe something to think about regarding his quarterback rotation. The Deacons had rotated the redshirt freshman with starter Cory Randolph all season, but Mauk was the one moving Wake Forest's offense Saturday. Mauk directed all four scoring drives, while Randolph threw for just 1 yard and had three turnovers.

Duke had a season-best 423 total yards. But they were done in by their own first-half mistakes and inability to get the ball into the end zone. Their first two drives ended with turnovers - one coming at Wake Forest's 1 - while 3 other drives managed only to set up field goals for Matt Brooks.

Those miscues proved crucial, preventing them from building a comfortable lead despite out-gaining Wake Forest 160-21 in the opening period. Barclay's run gave Wake Forest a 14-9 halftime lead, which grew on Ryan Plackemeier field goal early in the third.

Duke took advantage of a fumble by Randolph setting up a scoring pass from Schneider to Andy Roland, cutting the deficit to 17-15. But Schneider's pass on the conversion was incomplete.

Wake Forest answered immediately. Mauk had a 17-yard keeper on the next play, starting a 54-yard drive that ended with Micah Andrews' 1-yard run for a 24-15 lead.

Duke pushed inside the 20 on its next drive, but - as it did all day - failed to convert when it needed to most. Schneider threw two straight incompletions and Dargan was stopped for no gain on third down, and Brooks missed a 31-yard field goal late in the third.

That miss became even more critical when the Blue Devils got a TD pass from Schneider to Ronnie Elliott with 1:04 to play, pulling to within 24-22.

Scoring Summary	1	2	3	4	Total
Florida State	0	3	7	10	20
Wake Forest	7	7	0	3	17

- WF Robinson, 19-yard interception return (Plackmeier kick) 00:50 1st
- FSU Beitia, 44-yard field goal 10:46 2nd
- WF White, 36-yard fumble recovery (Plackmeier kick) 4:28 2nd
- FSU Reid, 20-yard pass from Sexton (Beitia kick) 6:31 3rd
- FSU Robinson 46-yard pass from Sexton (Beitia kick) 9:59, 4th
- FSU Beitia, 22-yard field goal, 1:03 4th

WFU	Statistics	FSU
12	First Downs	18
45	Rushing Attempts	38
133	Net Yards Rushing	138
137	Net Yards Passing	194
29	Passes Attempted	39
15	Passes Completed	15
1	Had Intercepted	2
270	Total Net Yards	332
0-0	Fumbles-Lost	2-1
9-40.6	Punts-Average	9-39.6
28:52	Possession	31:08

Top Individuals

Rushing	WF: Randolph 17-60	FSU: Washington 15-80
Passing	WF: Randolph 12-24-1-91	FSU: Sexton, 17-39-2-194
Receiving	WF: Anderson 6-99	FSU: Robinson, 4-81

Scoring Summary	1	2	3	4	Total
Duke	6	3	6	7	22
Wake Forest	0	14	10	0	24

- DU Brooks, 45-yard field goal, 6:02, 1st
- DU Brooks, 39-yard field goal 00:00, 1st
- WF Marion, 30-yard pass from Mauk (Plackmeier kick) 13:18 2nd
- DU Brooks, 19-yard field goal, 8:32 2nd
- WF Barclay, 2-yard run (Plackmeier kick) 2:14 2nd
- DU Roland, 3-yard pass from Schneider (Schneider M. pass failed) 6:32 3rd
- WF Andrews, 1-yard run (Plackmeier kick) 3:23 3rd
- DU Elliot 3-yard pass from Schneider (Brooks kick) 1:04 4th

WFU	Statistics	DU
20	First Downs	22
50	Rushing Attempts	32
272	Net Yards Rushing	123
128	Net Yards Passing	300
24	Passes Attempted	45
12	Passes Completed	28
2	Had Intercepted	0
400	Total Net Yards	423
3-1	Fumbles-Lost	2-2
4-44.8	Punts-Average	5-35.6
26:57	Possession	33:01

Top Individuals

Rushing	WF: Barclay 26-134	DU: Dargen 24-113
Passing	WF: Mauk 11-20-0-127	DU: Schneider 28-45-0-300
Receiving	WF: Morton 4-30	DU: Elliot 6-45

Game #9 • Nov. 13, 2004
North Carolina 31, Wake Forest 24
Winston-Salem, N.C. • Groves Stadium (36,623)

WINSTON-SALEM, N.C. (AP) - Darian Durant threw a 45-yard touchdown pass to Jesse Holley in the final minute, helping North Carolina stay on track for a bowl game with a 31-24 victory over Wake Forest on Saturday.

After the Demon Deacons rallied from two touchdowns down to tie it, the Tar Heels (5-5, 4-3 Atlantic Coast Conference) began the winning drive on their own 44. Three plays gained 11 yards, then Durant rolled to his right and spotted Holley behind safety Josh Gattis.

He lofted a perfect spiral that Holley caught in the end zone, giving North Carolina its second dramatic victory in three games. Two weeks ago, Durant led a late drive to set up a field goal that beat then-No. 4 Miami.

Gerald Sensabaugh sealed Saturday's win with an interception with 9 seconds left.

Durant finished 18-of-36 for 225 yards and two TDs, and he ran 3 yards for a go-ahead score in the third quarter. Chad Scott also ran for a touchdown for the Tar Heels, who finish the season against woeful Duke.


The Deacons (4-5, 1-5) have to win the final two games to qualify for a bowl, including a trip next week to Miami. Their five losses are by a total of 30 points, including two in overtime, and this one came in front of a school-record crowd of 37,623.

Chris Barclay rushed for 138 yards and two touchdowns for Wake Forest, including one that capped a 76-yard drive to tie the game at 24 with 7:20 left.

North Carolina, which ranked 116th in the country in total defense coming in, gave up a season-low 335 yards - about 145 less than its average. Wake Forest quarterbacks Ben Mauk and Cory Randolph rotated throughout and combined to complete 12 of 29 passes for 109 yards.

The Tar Heels led 10-3 at the half, but the Deacons tied it on Marcus McGruder's 12-yard interception return for a touchdown. Durant bounced back to lead a grinding 11-play drive, and he went the last 3 yards himself with the help of center Jason Brown.

Durant rolled to his right, and headed toward the goal line when he couldn't find an open receiver. He was hit by a couple of defenders at the 4, but Brown joined the pile and shoved his quarterback into the end zone for a 17-10 lead.



Game #10 • Nov. 20, 2004
Miami 52, Wake Forest 7
Coral Gables, Fla. • The Orange Bowl (41,315)

MIAMI - Brock Berlin threw for a career-best 361 yards and four touchdowns in just over a half, and No. 12 Miami stayed in contention for an Atlantic Coast Conference title Saturday by beating Wake Forest 52-7.

Berlin threw the scoring passes to four different receivers, completed 13 of 19 passes and continued his push for ACC player of the year honors. In his last seven games, Berlin has completed 55.9 percent of his passes for 1,894 yards with 19 touchdowns and only two interceptions - none in his last 153 attempts.

Berlin - who threw for 201 yards in the first quarter alone, eclipsing the total yards he managed in 11 of his first 21 Miami starts - left with 8:50 remaining in the third quarter, after hitting Ryan Moore with a 10-yard touchdown pass that put Miami ahead 42-7.

Frank Gore rushed for 83 yards and a touchdown, and Rashaun Jones recovered a blocked punt in the end zone for another Hurricanes score. Miami (8-2, 5-2) outgained Wake Forest 579-193.

Chris Barclay had a nifty 14-yard touchdown run late in the first half for Wake Forest (4-6, 1-6), which hadn't lost a game by more than seven points all season.


Barclay - who entered the game as the ACC's leading rusher - finished with 57 yards on 18 carries for Wake Forest, which won't reach a bowl game for the fourth time in five years.

The win kept alive Miami's hopes of making a fifth straight appearance in the Bowl Championship Series. To claim the ACC crown, the Hurricanes need to beat Virginia Tech at home on Dec. 4, then get some help to win potential three-way tiebreakers with Florida State and either Virginia or the Hokies.

Another loss would have doomed those title hopes, and Miami made sure early that wouldn't happen.

By halftime, Berlin connected on seven passes of 20 or more yards - including a 39-yard touchdown pass to Roscoe Parrish on the game's third play, a 56-yard scoring strike to Lance Leggett that put Miami up 28-0, and a 52-yard pass that Parrish hauled in on the half's final play. Parrish finished with five catches for 141 yards.

Wake Forest - whose five previous losses were by a combined 30 points - managed only 36 yards passing and punted eight times. The Demon Deacons' best starting field position was their own 28.



Scoring Summary	1	2	3	4	Total
North Carolina	0	10	14	7	31
Wake Forest	0	3	7	14	24

- NC Barth, 33 yd field goal, 9:08, 2nd
- WF Plackemeier, 19 yd field goal 5:37, 2nd
- NC Scott 9 yd run (Barth kick) 1:03 2nd
- WF McGruder 21 yd interception return (Plackemeier kick), 12:03, 3rd
- NC Durant 3 yd run (Barth kick), 7:38, 3rd
- NC Phillips 2 yd pass from D Durant (C Barth kick), 1:56, 3rd
- WF Barclay, 1 yd run (Plackemeier kick), 14:47, 4th
- WF Barclay 1 yd run (Plackemeier kick), 7:20, 4th
- NC Holley, 45 yd pass from Durant (Barth kick), 00:36 4th

WFU	Statistics	UNC
22	First Downs	19
49	Rushing Attempts	28
226	Net Yards Rushing	166
109	Net Yards Passing	234
29	Passes Attempted	37
12	Passes Completed	19
1	Had Intercepted	1
335	Total Net Yards	400
1-01	Fumbles-Lost	2-1
8-42.2	Punts-Average	7-44.6
29:46	Possession	30:14

Top Individuals

Rushing	WF: Barclay 30-138	NC: Scott 16-70
Passing	WF: Mauk 10-24-1-100	NC: Durant 18-36-1-225
Receiving	WF: Morton 5-40	NC: Wright 4-33

Scoring Summary	1	2	3	4	Total
Wake Forest	0	7	0	0	7
Miami	21	7	14	10	52

- UM Parish, 39 yard pass from Berlin, (Peattie kick), 13:34, 1st
- UM Moss, 18 yard pass from Berlin (Peattie kick), 10:14 1st
- UM Gore, 1 yard run (Peattie kick) 6:33 1st
- UM Leggett, 56 yard pass from Berlin (Peattie kick) 7:56 2nd
- WF Barclay, 14-yard run (Plackemeier kick) 00:44 2nd
- UM Jones 0 yard blocked punt return (Peatie kick) 13:23 3rd
- UM Moore 10 yard pass from Berlin (Peatie kick) 8:50 3rd
- UM Peattie 34 yard field goal 14:01 4th
- UM Johnson 3 yard run (Peatie kick) 00:50 4th

WFU	Statistics	UM
14	First Downs	24
43	Rushing Attempts	39
157	Net Yards Rushing	155
36	Net Yards Passing	424
12	Passes Attempted	27
5	Passes Completed	19
0	Had Intercepted	0
157	Total Net Yards	579
2-1	Fumbles-Lost	1-0
8-34.2	Punts-Average	7-61
28:45	Possession	31:15

Top Individuals

Rushing	WF: Barclay 18-57-TD	UM: Gore 13-83
Passing	WF: Randolph 4-8-0-33	UM: Berlin 13-19-0-361-4 TD
Receiving	WF: Anderson 2-9	UM: Parrish 5-141

Game #10 • Nov. 27, 2004
Maryland 13, Wake Forest 7
College Park, Md. • Byrd Stadium (48,226)



COLLEGE PARK, Md. (AP) - Sam Hollenbach threw for 164 yards in his first college start and Maryland's defense redeemed itself with an impressive performance in a 13-7 victory over Wake Forest on Saturday.

Hollenbach, who spent most of the season as the third quarterback on the depth chart, went 16-for-27 with no interceptions. The sophomore started ahead of the ineffective Joel Statham and injured second-stringer Jordan Steffy.

Despite the victory, Maryland (5-6, 3-5 Atlantic Coast Conference) finished with a losing record for the first time in four seasons under coach Ralph Friedgen.

Hollenbach played well, but the Terrapins won because of a defense that had yielded 55 points in its previous outing against Virginia Tech. Wake Forest's only touchdown came on a 28-yard drive following a turnover.

Wake Forest (4-7, 1-7) trailed 13-7 when Cory Randolph replaced starting quarterback Ben Mauk and drove the Demon Deacons to the Maryland 10 midway through the fourth quarter. But the march ended when safety Chris Kelley forced a fumble at the 1 and the Terrapins recovered with 8:25 remaining. Maryland then punted, and Wake Forest failed on a fourth-down try from the Maryland 27 with 4:06 to go. The Deacons' final drive ended before they reached midfield.

Nick Novak kicked two field goals for the Terrapins and finished his career with 393 points, most in ACC history and tied for fifth on the NCAA Division-I list.

Chris Barclay ran for 103 yards and scored the lone touchdown for Wake Forest. The 5-foot-10 junior finished with 1,010 yards rushing to become the first Wake Forest player to top the 1,000-yard mark in successive seasons, and his 30th career TD tied a school record.

The Terrapins led 13-0 in the third quarter before a miscue enabled the Demon Deacons to get back in the game. Maryland's J.J. Justice was blocking on a Wake Forest punt when the ball hit him in the foot, and the Deacons recovered.

That set up a 5-yard touchdown run by Barclay, and late in the quarter Jeremy Thompson blocked a 37-yard field goal try by Novak to keep the score at 13-6.

After Ryan Plackemeier missed a 25-yard field goal for Wake Forest, Hollenbach directed an 11-play, 80-yard drive that produced the Terrapins' first touchdown in 10 quarters. Hollenbach went 3-for-4 for 40 yards before Josh Allen scored on a 13-yard run.

Scoring Summary	1	2	3	4	Total
Wake Forest	0	0	7	0	7
Maryland	7	6	0	0	13

MD Allen, 13-yard run (Novak kick), 3:47, 1st
 MD Novak, 22-yard field goal, 2:27, 2nd
 MD Novak, 47-yard field goal, 0:00 2nd
 WF Barclay, 5-yard run (Plackmeier kick) 9:13 3rd

WFU	Statistics	UM
14	First Downs	18
46	Rushing Attempts	47
149	Net Yards Rushing	131
123	Net Yards Passing	164
22	Passes Attempted	28
10	Passes Completed	16
0	Had Intercepted	0
272	Total Net Yards	295
0-0	Fumbles-Lost	0-0
8-43.1	Punts-Average	8-39.8
31:53	Possession	28:07

Top Individuals

Rushing	WF: Barclay 25-103	MD: Allen, 18-74
Passing	WF: Mauk, 6-14-0-54	MD: Hollenbach, 16-27-0-164
Receiving	WF: Tereshinski 3-37	MD: Fenner 5-67

Participation

Player	at Clemson	at ECU	NC A&T	Boston Coll.	at NC State	Virginia Tech	Florida State	Duke	North Carolina	at Miami	at Maryland
2 Bracy	LB (82)	LB	LB	LB	LB	LB	LB	LB	LB	LB	LB
3 McGruder	CB	CB	CB	CB	CB	CB	CB	CB	CB	CB	CzB
4 Simmons	db	db	db	db	db	db	db	dnp	db	db	dnp
5 Davis, C.	wr (49)	wr (60)	wr (23)	WR (52)	WR (42)	wr (7)	WR (37)	WR (46)	wr	wr	wr
6 Anderson	db	db	inj	db	db	db	db	db	db	db	db
7 Swanson	cb	cb	cb	cb	cb	cb	cb	cb	cb	CB	cb
8 Mauk	qb (11)	dnp	qb (42)	qb	qb (31)	qb (19)	qb (19)	qb (57)	QB	QB	QB
9 King	CB	CB	CB	CB	CB	CB	CB	CB	CB	inj	CB
10 Patterson	dnt	dnt	dnp	dnp	dnp	dnp	dnp	dnp	dnp	dnp	dnp
11 Rieling	dnp	dnp	qb	dnp	dnp	dnp	dnp	dnp	dnp	dnp	dnp
11 Smith, A.	dnp	dnp	dnp	dnp	dnp	dnp	dnp	dnp	dnp	dnp	dnp
12 Holland	dnt	dnt	dnp	dnp	dnp	dnp	dnp	dnp	dnp	dnp	dnp
13 Andrews	dnt	dnt	rb (30)	rb (2)	FB (12)	fb (12)	fb (7)	fb (12)	fb	fb	fb
14 Marion	wr (12)	wr (3)	wr (33)	wr (16)	wr (12)	wr (35)	wr (12)	wr (29)	wr	WR	wr
15 Lowe	dnp	st	wr (18)	st	st	dnp	st	st	st	dnp	st
17 Randolph	QB (71)	QB (80)	QB (21)	QB	QB (30)	QB (50)	QB (58)	QB (18)	qb	qb	qb
18 Bryant	dnp	dnt	dnp	dnp	dnt	dnp	dnp	dnp	dnp	dnp	dnp
20 Vaughn	dnt	dnt	dnp	dnp	dnt	dnp	dnp	dnp	dnp	dnp	dnp
21 Moore	dnp	dnp	wr (26)	wr	st	dnp	st	st	dnp	dnp	dnp
22 Gattis	FS	FS	FS	FS	FS	FS	FS	FS	FS	FS	FS
23 Edwards	dnp	st	db	db	db	db	db	db	db	db	db
24 Birgs	rb (13)	rb (28)	dnp	rb (6)	st	dnp	rb (11)	dnp	dnp	rb	dnp
25 Chisolm	dnp	dnp	rb (19)	dnp	dnp	st	st	st	st	st	dnp
26 Woods	dnt	dnt	dnp	dnp	dnt	dnp	dnp	dnp	dnp	dnp	dnp
27 Braxton	fs	fs	fs	fs	fs	fs	fs	fs	fs	fs	fs
28 Barclay	RB (62)	RB (49)	RB (21)	RB (62)	RB (47)	RB (62)	RB (76)	RB (64)	RB	RB	RB
29 Major	dnt	dnt	dnp	dnp	dnt	dnp	dnp	dnp	dnp	dnp	dnp
30 Ghee	SS	SS	SS	SS	SS	SS	SS	SS	SS	SS	SS
32 Mason	st	st	db	db	db	db	st	st	st	st	st
34 Sykes	lb (2)	lb	lb	lb	lb	lb	lb	lb	lb	lb	lb
35 Hobson	dnt	dnt	dnp	dnp	dnt	dnp	dnp	dnp	dnp	dnp	dnp
36 Manfredi	dnp	dnp	db	dnp	dnt	dnp	dnp	st	st	st	st
37 Wisnosky	PK	PK	PK	PK	PK	PK	inj	inj	inj	inj	inj
38 Swank	dnt	dnt	dnp	dnp	dnt	dnp	dnp	dnp	dnp	dnp	dnp
39 Jarvis	DS	DS	DS	DS	DS	DS	DS	DS	DS	DS	DS
40 Abbate	lb (33)	lb	lb	lb	lb	LB	LB	LB	LB	LB	LB
41 Owen	st	fb (5)	fb (9)	st	st	dnp	inj	inj	st	st	dnp
42 Robinson	de (15)	DE	DE	DE	DE	DE	DE	DE	DE	DE	DE
43 Griebel	dnt	dnt	te (6)	dnp	dnt	dnp	dnp	dnp	dnp	dnp	dnp
44 Pratt	lb (6)	lb	lb	lb	lb	lb	lb	lb	lb	lb	lb
45 White	LB (81)	LB	LB	LB	LB	LB	LB	inj	lb	LB	LB
46 Adams	st	inj	inj	inj	inj	inj	inj	inj	inj	inj	inj
48 Andrews	DE (63)	inj	de	inj	de	DE	de	de	de	de	de
49 McWhite	FB (62)	FB (41)	inj	inj	inj	inj	inj	inj	inj	inj	inj
50 Berry	dnp	dnp	dnp	dnp	dnp	dnp	dnp	dnp	dnp	dnp	dnp
51 Easley	LB (25)	LB	LB	LB	LB	lb	lb	LB	LB	dnp	dnp
52 Stukes, C.	de (6)	de	de	de	de	de	dnp	de	de	de	dnp
54 Wilson	dnt	dnt	dnp	dnp	dnt	dnp	dnp	dnp	dnp	dnp	dnp
55 Tucker	DE (56)	DE	DE	DE	DE	inj	inj	de	de	DE	DE
56 Belton	dnt	dnt	dnp	dnp	dnt	dnp	dnp	dnp	dnp	dnp	dnp
57 Scales	DT (7)	DT	DT	DT	DT	dt	dt	dt	DT	DT	DT
58 Causey	dnt	dnt	dnp	dnp	dnt	dnp	dnp	dnp	dnp	dnp	dnp
59 Curry	dnp	dnp	dnp	dnp	dnp	dnp	dnp	dnp	dnp	dnp	dnp
61 Jones, A.	inj	inj	ol (37)	ol	OG (32)	OG (46)	OG (77)	OG (40)	OG	OG	OG
62 Overstreet	OG (74)	inj	inj	inj	inj	inj	inj	inj	inj	inj	inj
63 Riley	dnt	dnt	dnp	dnp	dnt	dnp	dnp	dnp	dnp	dnp	dnp

Participation

Player	at Clemson	at ECU	NC A&T	Boston Coll.	at NC State	Virginia Tech	Florida State	Duke	North Carolina	at Miami	at Maryland
64 Robson	dnt	dnt	dnp	dnp	dnt	dnp	dnp	dnp	dnp	dnp	dnp
66 Adkins	OG (49)	OG (73)	OG	OG (73)	OG (61)	OG (70)	st	ol (39)	OG	OG	ol
67 Rotthoff	dnp	ol	ol (29)	dnp	dnp	st	dnp	dnp	dnp	dnp	dnp
68 Pender	dnt	dnt	dnp	dnp	dnt	dnp	dnp	dnp	dnp	dnp	dnp
70 Salsich	og (42)	OG (60)	OG (36)	OG (37)	ol (29)	ol (25)	dnp	ol	ol	ol	ol
71 Gaskins	dnt	dnt	dnp	dnp	dnt	dnp	dnp	dnp	dnp	dnp	dnp
72 Bryant	ot (41)	ot (54)	ot (26)	ot (32)	ot (21)	inj	ot (33)	OT (42)	OT	ot	OT
73 Osborne-Revis	dnp	dnt	ol	dnp	dnt	dnp	dnp	dnp	dnp	dnp	dnp
74 Justice	dnt	st	ol (29)	c (1)	st	st	st	st	st	st	st
75 Vallos	OT (82)	OT (81)	OT (36)	OT (72)	OT (61)	OT (70)	OT (77)	OG	OG	OG	OG
76 Lingruen	C (82)	C (81)	C (40)	C (71)	C (61)	C (69)	C (77)	C (75)	C	C	C
78 Frazier	dnp	ol	ol (33)	st	st	ol (23)	OT (44)	ol (36)	ol	ol	ol
79 Brim	OT (41)	OT (58)	OT (31)	OT (40)	OT (40)	OT (47)	ot	OT (37)	ol	OT	OT
80 Anderson	WR (77)	WR (3)	inj	inj	inj	WR (47)	WR (79)	inj	WR	WR	WR
81 Plackemeier	P	P	P	P	P	P/pk	P/PK	P/PK	P/PK	P/PK	P/PK
82 Idlette	WR (63)	WR (68)	WR (12)	wr (39)	WR (50)	wr (27)	wr (52)	inj	wr	wr	wr
83 Morton	inj	wr (59)	wr (28)	WR	WR(59)	WR (55)	wr (48)	WR (75)	WR	WR	WR
84 Selmon	TE (56)	TE (49)	TE (25)	inj	te (26)	TE (21)	TE (34)	TE (54)	TE	TE	TE
85 Nichols	DT (77)	DT	DT	DT	DT	DT	DT	DT	DT	DT	DT
86 Boldin	dnt	dnt	dnp	dnp	dnt	dnp	dnp	dnp	dnp	dnp	dnp
87 Montgomery	te (5)	te (23)	te	TE (47)	te (16)	te (31)	TE (18)	TE (51)	te	te	TE
88 Smith, C.	dnp	dnt	wr (7)	dnp	dnp	dnp	st	dnp	dnp	dnp	dnp
89 Tereshinski	te (4)	te (11)	te (23)	TE (42)	te (25)	TE (34)	te (19)	te (14)	TE	te	te
90 Smith, J.	dt (6)	st	dt	dt	dnp	dnp	st	dnp	st	st	st
91 Finklea, Jo.	inj	inj	de	dnp	dnp	dnp	dnp	de	de	dnp	dnp
92 Jones, J.	dnp	st	dt	inj	inj	dt	dt	dnp	dt	dt	dt
93 Davis, A.	dnt	dnt	dnp	dnp	dnt	dnp	dnp	dnp	dnp	dnp	dnp
94 Hale	st	st	p/st	st	st	st	st	st	st	st	st
95 Stukes, Z.	dt (15)	dt	dt	dt	dt	DT	DT	dt	dt	dt	dt
97 Callahan	te (9)	te (27)	fb (21)	fb (24)	fb (17)	fb (12)	fb (10)	fb (4)	fb	fb	dnp
98 Thompson	de (25)	de	de	de	de	de	DE	DE	DE	de	de
99 Drumgoole	inj	inj	inj	inj	inj	inj	inj	inj	inj	inj	inj

CAPS = started

lower case = played

(#) = number of snaps played (when available)

INJ = Injured

DNP = Did not play

DNT = Did not travel

ST = Special teams only