

WF WAKE FOREST DEMON DEACON BASKETBALL



2010-11 WAKE FOREST BASKETBALL SEASON IN REVIEW

2010-11 SCHEDULE/RESULTS

NOVEMBER

5	GUILFORD (Exhibition)	W, 84-44
12	STETSON	L, 79-89
15	HAMPTON % (ESPNU)	W, 63-56
16	VCU %	L, 69-90
20	at Elon ^	W, 89-70
22	WINTHROP %	L, 74-83
23	MARIST %	W, 81-59
30	IOWA (ESPNU)	W, 76-73

DECEMBER

4	HOLY CROSS	W, 75-64
12	at UNC Wilmington ^ (MASN)	L, 69-81
15	UNC GREENSBORO (ESPNU)	W, 69-67
18	at Xavier (CBS College Sports)	L, 75-83
21	PRESBYTERIAN	L, 64-66
29	at Richmond	L, 74-90

JANUARY

2	GONZAGA (FSN)	L, 63-73
5	HIGH POINT	W, 79-63
8	at NC State * (ACC Netw.)	L, 69-90
12	MARYLAND * (ACC Netw.)	L, 55-74
15	at Virginia Tech * (ACC Netw.)	L, 65-94
19	at Georgia Tech * (ESPNU)	L, 39-74
22	DUKE * (ESPN)	L, 59-83
29	VIRGINIA * (ACC Netw.)	W, 76-71

FEBRUARY

1	at Florida State *	L, 61-85
5	at Maryland * (ACC Netw.)	L, 70-91
9	MIAMI * (RSN)	L, 73-74
13	NC STATE * (ACC Netw.)	L, 55-80
15	at North Carolina * (ACC Netw.)	L, 64-78
19	FLORIDA STATE * (ACC Netw.)	L, 66-84
22	VIRGINIA TECH * (ESPN2)	L, 62-76
26	at Clemson * (RSN)	L, 49-63

MARCH

3	GEORGIA TECH * (ACC Netw.)	L, 54-80
6	at Boston College * (ACC Netw.)	L, 68-84
10-13 ACC Tournament (Greensboro, N.C.)		
10	vs. Boston College * (ACC Netw.)	L, 67-81

Home games in **BOLD CAPS**.

% - NIT Season Tip-Off

^ - at Greensboro Coliseum

* - ACC game

WAKE FOREST MEDIA RELATIONS

PO Box 7426

Winston-Salem, NC

Phone: (336) 758-5640 / Fax: (336) 758-5140

Scott Wortman, Assistant Director (MBK Contact)

Cell: (419) 203-4229 / Office: (336) 758-6099

Email: wortmasm@wfu.edu

www.WakeForestSports.com

WAKE FOREST WRAPS UP FIRST SEASON UNDER COACH JEFF BZDELIK

Wake Forest finished its first season under head coach Jeff Bzdelik with a record of 8-24 overall and 1-15 in the ACC. Despite the subpar record, there were a number of individual and team accomplishments by the Demon Deacons worth noting.

Freshman forward Travis McKie led the team in both scoring (13.0 ppg) and rebounding (7.7 rpg), becoming the 10th player in ACC history and the fifth in school history to accomplish the feat.

McKie was named to the ACC All-Freshman Team and received Freshman All-America honors from CollegeInsider.com. He started all 32 games to tie Tim Duncan for the second-most starts by a Deacon freshman.

Senior guard Gary Clark had a breakout season in his final year on campus, averaging 10.9 points per game and leading the country with a 55.3 percent mark from 3-point range.

Sophomore guard C.J. Harris ranked in the top 10 in the ACC in three categories: free throw percentage (4th, 81.5), assists (t-7th, 3.5) and minutes played (8th, 32.4).

Junior Ty Walker and freshman Carson Desrosiers patrolled the paint on defense for the Deacons. Walker registered 79 blocks on the year and ranked second in the ACC and 20th nationally with 2.5 per game. Walker broke Tim Duncan's single-game record with 11 blocks against Marist.

Desrosiers had 52 blocks on the year, which was the second-most ever by a Deacon freshman behind only Duncan. Desrosiers ranked sixth in the ACC with 1.7 blocks per game.

As a team, Wake Forest ranked second in the ACC and 16th nationally with 5.4 blocks per game. The Deacons' 174 total blocks is the fourth-highest total in school history and just eight behind the school record of 182 set in 1997.

The Deacons were one of the best free throw shooting teams in the country, ranking second in the ACC and 32nd nationally with a mark of 74.6 percent from the line. It was the highest Wake Forest ranked in the ACC in free throw percentage since 2002-03.

WHAT'S INSIDE	
Schedule/Results Notes	2
Deacon Notes	3-7
ACC Stats & Standings	8
Wake's Record When	9
The Last Time	10
Deacons in the NBA	11
Head Coach Jeff Bzdelik	12
Roster & Pronunciations	13
Photo Roster	14
Season Statistics	15-27
Game Box Scores	28-33
Player Pages	34-45
Opponents' Results	46-47

The Deacons also shot well from beyond the arc, ranking fifth in the ACC at 35.9 percent.

Wake Forest featured the youngest roster in the ACC, as seven of the Deacons' 10 scholarship players on the roster were underclassmen. Bzdelik had three freshmen in the starting lineup 11 times this season, including each of the final nine games.



2010-11 WAKE FOREST SEASON IN REVIEW

FINAL RECORDS & STATISTICS

	OVERALL	ACC
Record	8-24	1-15
Home	7-12	1-7
Road	1-11	0-8
Neutral	0-1	--
vs. Ranked Teams	0-2	0-2
vs. Top 10	0-1	0-1
vs. Non-Conference	7-9	--
Scoring Offense	67.2	61.6
Scoring Defense	77.2	80.2
Scoring Margin	-9.9	-18.5
Rebounding Offense	32.5	30.3
Rebounding Defense	37.8	39.6
Rebound Margin	-5.3	-9.3
FG Percentage	.423	.396
3-pt FG Percentage	.359	.319
FT Percentage	.746	.730
FT Made Per Game	15.5	13.5
FG Pct. Defense	.456	.470
3-pt FG Pct. Defense	.370	.387
3-Pointers Per Game	5.8	5.1
Assists Per Game	11.3	10.7
Turnovers Per Game	15.4	15.4
Turnover Margin	-3.1	-3.4
Assist/Turnover Ratio	0.7	0.7
Steals Per Game	5.3	4.9
Blocked Shots pg	5.4	5.0
Avg. Home Attend.	9,199	11,009

2010-11 WAKE FOREST DEMON DEACONS (8-24, 1-15 ACC)

No.	Name	Pos	Ht	Wt	Yr	Ppg	Rpg	Note
0	J.T. Terrell	G	6-3	175	Fr.	11.1	2.1	Second-leading scorer started 18 games
1	Tony Chennault	G	6-2	195	Fr.	4.5	2.5	Played in 14 games in return from broken foot
2	Gary Clark	G	6-4	200	Sr.	10.9	2.2	Led country with 55% mark from 3-point range
11	C.J. Harris	G	6-3	185	So.	10.3	3.4	Top 10 in ACC in assists, FT pct., min. played
20	Ari Stewart	F	6-7	205	So.	8.5	4.4	Team's second-leading rebounder with 4.4 rpg
25	Nikita Mescheriakov	F	6-8	215	R-Jr.	4.5	1.8	Averaged 9.8 points over last four games
30	Travis McKie	F	6-7	205	Jr.	13.0	7.7	Freshman All-America & ACC All-Freshman
33	Carson Desrosiers	C	7-0	235	Fr.	4.0	3.2	Most blocks for Wake freshman since Duncan
40	Ty Walker	C	7-0	230	Jr.	3.6	3.5	Ranks 6th on school's single-season blocks list
41	Brooks Godwin	F	6-5	210	Jr.	0.2	0.3	Pulled down 4 rebounds in 13 games this year
43	Aaron Keene	G	6-0	175	Jr.	0.2	0.1	Emergency point guard played in 16 games
45	Ryan Keenan	F	6-4	195	Jr.	0.5	0.3	Played in 12 games, including 14 min. at BC
52	Denmore McDermott	F	6-5	235	Sr.	0.3	0.4	Sang the national anthem on Senior Day

Head Coach

Jeff Bzdelik (Illinois-Chicago '76)/1st season at Wake Forest

Associate Head Coach

Jeff Battle (Marshall '85)/10th season at Wake Forest

Assistant Coach

Rusty LaRue (Wake Forest '96)/2nd season at Wake Forest

Assistant Coach

Mark Pope (Kentucky '96)/1st season at Wake Forest

Director of BKB Operations

Walt Corbean (Xavier '91)/4th season at Wake Forest





2010-11 DEMON DEACON BASKETBALL

2010-11 WAKE FOREST BASKETBALL SEASON IN REVIEW

	N12	STETSON	L, 79-89	<i>Terrell's 26 points were not enough as Stetson sent Wake Forest to its first-ever season-opening loss at the Joel Coliseum.</i>
	N15	HAMPTON	W, 63-56	<i>Bzdelik got his first Wake Forest win, as the Deacons advanced in the NIT Season Tip-Off behind 21 points and 8 rebounds from McKie.</i>
	N16	VCU	L, 69-90	<i>VCU used a stifling full-court press midway through the second half to pull away from Wake Forest for the upset in the NIT Season Tip-Off.</i>
	N20	at Elon	W, 89-70	<i>The Deacons used a 25-3 run to overcome an early deficit. McKie had a double-double of 22 points and 15 rebounds. Clark added 17 points.</i>
	N22	WINTHROP	L, 74-83	<i>Wake Forest suffered its first-ever loss to Winthrop despite a career night from Clark, who had 23 points on 9-of-11 shooting with 5 3-pointers.</i>
	N23	MARIST	W, 81-59	<i>Walker tallied a school-record 11 blocks to surpass Tim Duncan and give the Deacons a win over Marist to wrap up the NIT Season Tip-Off.</i>
	N30	IOWA	W, 76-73	<i>Terrell had 32 points and hit the game-winning 3-pointer with two seconds left to give the Deacons the win after trailing by 18 in the first half.</i>
	D4	HOLY CROSS	W, 75-64	<i>McKie's double-double (18p, 11r) and a 15-3 run midway through the second half sent Wake Forest to a third straight win.</i>
	D12	at UNC Wilmington	L, 69-81	<i>UNCW went 14-for-27 from 3-point range to defeat Wake for the first time in 13 all-time games. Clark led the Deacons with 20 points off the bench.</i>
	D15	UNC GREENSBORO	W, 69-67	<i>McKie posted a double-double of 16 points and 14 rebounds, and the Deacons needed a defensive stand to stave off a late Spartan rally.</i>
	D18	at Xavier	L, 75-83	<i>Despite 27 points from Terrell, Xavier held on to win the second annual Skip Prosser Classic. Terrell scored 24 of his 27 points in the second half.</i>
	D21	PRESBYTERIAN	L, 64-66	<i>Presbyterian led most of the way and hit the game-winning layup with 8 seconds left. Clark led Wake with 14 points on 7-of-9 shooting.</i>
	D29	at Richmond	L, 74-90	<i>Richmond's 11-0 run midway through the second half broke a 54-54 tie and allowed the Spiders to snap a 17-game losing streak to the Deacons.</i>
	J2	GONZAGA	L, 63-73	<i>Gonzaga used a 9-1 run to thwart Wake's late rally and earn the win. McKie's 16 points led the Deacons, who shot just 34 percent as a team.</i>
	J5	HIGH POINT	W, 79-63	<i>Wake's 20-5 run midway through the second half allowed the Deacons to pull away from the Panthers. Terrell scored 18 points off the bench.</i>
	J8	at NC State	L, 69-90	<i>NC State out-rebounded Wake 47-22 and pulled away from the Deacons early in the second half. Clark led Wake with 13 points on 5-of-7 shooting.</i>
	J12	MARYLAND	L, 55-74	<i>Maryland's 15-0 second-half run proved to be the difference. McKie posted a double-double (13p, 10r), and Desrosiers tallied 7 blocks.</i>
	J15	at Virginia Tech	L, 65-94	<i>Wake jumped out to a 7-0 lead, but Virginia Tech took control early with a 17-2 run. Clark scored 16 points and was 3-of-4 from 3-point range.</i>
	J19	at Georgia Tech	L, 39-74	<i>The Deacons shot just 26 percent from the field and 34 percent from the line. Tony Chennault made his return after missing previous 17 games.</i>
	J22	DUKE	L, 59-83	<i>Wake hung tough early on, but No. 4 Duke was too much behind Singler's 24 and Kelly's 20. McKie led the Deacons with 12 points and 9 rebounds.</i>
	J29	VIRGINIA	W, 76-71	<i>The Deacons rallied from 10 down in the second half to give Bzdelik his first ACC win. Harris was 10-for-10 at the foul line and had 15 points.</i>
	F1	at Florida State	L, 61-85	<i>FSU's defense held Wake to just 19 points in the first half. Clark made 4-of-6 3-pointers, and Chennault had 10 points in 20 minutes.</i>
	F5	at Maryland	L, 70-91	<i>Maryland used three runs of 9-0 or greater to hold off Wake. Desrosiers had 11 points, 5 rebounds, 4 blocks, and Harris scored 17 to lead Wake.</i>
	F9	MIAMI	L, 73-74	<i>Terrell's 3-pointer at the buzzer rimmed out after Miami hit two free throws with four seconds left. Harris scored 24 and hit 17-of-18 free throws.</i>
	F13	NC STATE	L, 55-80	<i>NC State shot 56 percent from the field en route to a season sweep of Wake Forest. McKie led the Deacons with 15 points and 7 rebounds.</i>
	F15	at North Carolina	L, 64-78	<i>Despite shooting 5-for-27 from 3-point range, the Tar Heels held the Deacs at bay with a late 11-0 run. Terrell led Wake with 18 points.</i>
	F19	FLORIDA STATE	L, 66-84	<i>FSU erased a two-point halftime deficit with a big run early in the second half. McKie led the Deacons with 20 points and eight rebounds.</i>
	F22	VIRGINIA TECH	L, 62-76	<i>McKie's 22 points and 9 rebounds weren't enough, as the Hokies closed the first half with a 15-5 run. Virginia Tech shot 60 percent from the field.</i>
	F26	at Clemson	L, 49-63	<i>Clemson's 14-2 run early in the first proved to be the difference, as Wake shot just 24 percent in the period. Mescheriakov led Wake with 11 points.</i>
	M3	GEORGIA TECH	L, 54-80	<i>The Jackets used a 17-0 run in the first half and began the second with an 18-3 stretch. Clark led the Deacons with 15 points on Senior Day.</i>
	M6	at Boston College	L, 68-84	<i>McKie's career-best 23 points were not enough, as BC shot 58 percent and used an 18-2 run in the first half. Wake shot 52 percent on the day.</i>
	M10	vs. BC (ACC Tourn.)	L, 67-81	<i>No. 5 BC had three players score 20+ points to oust No. 12 Wake Forest in the opening round. McKie's double-double (16p, 12r) led the Deacons.</i>



DEMON DEACON BASKETBALL HISTORY

Years of Basketball	104th
1st Season of Basketball	1906
All-Time Head Coaches	20
ACC Head Coaches	8
All-Time Record	1,432-1,095 (.567)
Winning Seasons	64
.500 Seasons	5
Losing Seasons	35
20+ Win Seasons	21
Record at Joel Coliseum	275-70 (.797)

ACC GAMES ONLY

Won-Loss Record	398-436 (.477)
Titles	4
Regular Season Titles	4
Winning Seasons	24
.500 Seasons	6
Losing Seasons	28
Record at Joel Coliseum	118-56 (.678)

NCAA TOURNAMENT

Tournament Appearances	22
Most Recent Appearance	2010
Consecutive Appearances	2
Won-Loss Record	28-22
NCAA Sweet 16s	10
NCAA Final Eight	7
Final Four Appearances	1
NCAA Championships	0

POSTSEASON NIT

Tournament Appearances	6
Last Appearance	2006 (1st round)
NIT Won-Loss Record	10-5
NIT Championships	1 (2000)

NATIONAL RANKINGS

Ranked in Final AP Top 10	3
Ranked in Final Coaches Top 10	4
Total Weeks in the AP Poll	271
Total Weeks in the AP Top 10	105

ACC HONORS

All-ACC Selections	77
ACC Player of the Year	10
ACC Rookie of the Year	3
ACC Coach of the Year	7
ACC All-Freshman Team	10
Academic All-ACC Selections	38
ACC Player of the Week	68
ACC Rookie of the Week	71
All-Tournament (1st Team)	29
All-Tournament (2nd Team)	22
ACC Tournament MVP	5

NATIONAL HONORS

All-Americans	19 times (14 players)
Consensus All-Americans	5
Academic 1st Team All-Americans	0
National Player of the Year	2
National Coach of the Year	1



WF 2010-11 DEMON DEACON BASKETBALL

2010-11 WAKE FOREST BASKETBALL SEASON IN REVIEW

RECAPPING THE 2011 ACC TOURNAMENT

No. 5-seeded Boston College put three players over the 20-point mark to take down No. 12-seeded Wake Forest, 81-67, in the opening round of the 2011 ACC Tournament at the Greensboro Coliseum on Thursday, March 10.

The loss overshadowed solid performances from a number of Deacons. Travis McKie posted his seventh double-double of the year with 16 points and 12 rebounds. McKie went 7-for-10 from the field.

Nikita Mescheriakov notched a career-high 13 points, going 6-for-12 from the floor. Gary Clark and J.T. Terrell finished with 15 points apiece. Clark was 6-for-11 from the field, including 3-for-5 from 3-point range, and Terrell was 5-for-12, including 2-for-4 from beyond the arc.

Wake Forest tied its season-low with just seven turnovers, while forcing 12 by Boston College.

The Eagles jumped out to an early lead on the strength of strong first-half shooting. BC shot an impressive 58 percent in the opening period, including 9-of-17 (53 percent) from behind the 3-point line to take a 47-31 halftime lead.

Boston College made a decisive 15-2 run midway through the first half to go up 33-18. The Eagles led by as many as 21 in the second period, but the Deacons clawed back to within 11 late in the game.

Wake Forest and Boston College were meeting for the second straight game after facing one another in the regular season finale in Chestnut Hill. The Deacons were swept in back-to-back games for the first time since 1983 (NC State).

McKIE NAMED TO ACC ALL-FRESHMAN TEAM

Wake Forest forward Travis McKie was named to the ACC All-Freshman Team, as announced by the Atlantic Coast Sports Media Association.

McKie received 74 out of a possible 75 votes to make the All-Freshman Team. McKie also received two votes in the ACC Rookie of the Year voting.

This marks the fourth straight season that Wake Forest has been represented on the ACC All-Freshman Team. McKie is the 11th Deacon to earn the honor since its creation in 1993.

A three-time ACC Rookie of the Week, McKie started all 32 games and led the Deacons in both scoring (13.0 ppg) and rebounding (7.7 rpg).

McKIE NAMED FRESHMAN ALL-AMERICAN

Wake Forest forward Travis McKie was named to the 2011 CollegeInsider.com Freshman All-America Team.

McKie became the third Demon Deacon in the past four seasons to earn Freshman All-America honors, joining James Johnson (2008) and Al-Farouq Aminu (2009).

McKie was one of three ACC freshmen to earn the honor from CollegeInsider.com, joining North Carolina's Harrison Barnes and Kendall Marshall.

McKIE LED DEACONS IN SCORING & REBOUNDING

Freshman forward Travis McKie led Wake Forest in both scoring and rebounding this season. McKie averaged 13.0 points and 7.7 rebounds per game.

McKie became the fifth freshman in school history to lead the team in both scoring and rebounding. The four others include Dickie Hemric in 1952, Chris King in 1989, Rodney Rogers in 1991 and James Johnson in 2008.

McKie also became just the 10th freshman in ACC history to lead his team in both scoring and rebounding.

WAKE'S FRESHMEN SCORING/REBOUNDING LEADERS

Year	Player	PPG	RPG
1952	Dickie Hemric	22.4	18.6
1989	Chris King	14.4	6.1
1991	Rodney Rogers	16.3	7.9
2008	James Johnson	14.6	8.1
2011	Travis McKie	13.0	7.7

ACC'S FRESHMEN SCORING/REBOUNDING LEADERS

Year	Player, School	PPG	RPG
1989	Chris King, WFU	14.4	6.1
1991	Rodney Rogers, WFU	16.3	7.9
1994	Joe Smith, Maryland	19.4	10.7
1995	Greg Buckner, Clemson	12.0	5.9
2003	Chris Bosh, Georgia Tech	15.6	9.0
2006	Tyler Hansbrough, UNC	18.9	7.8
2007	Brandon Costner, NCSU	16.8	7.3
2008	James Johnson, WFU	14.6	8.1
2008	J.J. Hickson, NCSU	14.5	8.5
2011	Travis McKie, WFU	13.0	7.7

DEACONS CEMENT PLACES IN SCHOOL RECORD BOOK

A number of Deacons were able to cement their places in the school's single-season record books this season:

OVERALL SINGLE-SEASON RECORDS

Player	Category	Stat	Place	Next
Clark	3-pt Pct.	55.3	1st	2nd = 51.0
Walker	Blocks	79	6th	5th = 80
Desrosiers	Blocks	52	11th	10th = 61
Clark	3-pt FGs	52	t-23rd	21st = 53

FRESHMAN SINGLE-SEASON RECORDS

Player	Category	Stat	Place	Next
Desrosiers	Blocks	52	2nd	1st = 124
McKie	Starts	32	t-2nd	1st = 34
Terrell	3-pt Att.	140	3rd	2nd = 166
Terrell	3-pt FGs	50	4th	3rd = 51
McKie	Rebounds	247	4th	3rd = 253
McKie	Free Throws	98	6th	5th = 108
McKie	Reb. Avg.	7.7	6th	5th = 7.9

DEACONS 2ND IN ACC IN FREE THROW PERCENTAGE

After struggling at the free throw line in recent years, the Deacons shot well on charity tosses this season.

Wake Forest shot 74.6 percent from the line to rank second in the ACC and 32nd nationally.

It was the highest the Deacons finished in the ACC in free throw percentage since ranking second in 2002-03. The Deacons did not rank higher than ninth in the ACC in free throw percentage any of the previous four seasons (2007-10).

Just one season ago, Wake Forest was 11th in the ACC at 65.7 percent. The Deacons shot less than 70 percent for a season in five of the previous six years.

Wake shot 70 percent or better from the line in 22 of its 32 games in 2010-11. The Deacons shot 80 percent or better from the line 12 times and 90 percent or better four times, including a 10-for-10 performance at UNC on Feb. 15.

Seven different Deacons, including each individual who played at least 30 games, shot 70 percent or better from the line this season. C.J. Harris' 81.5 percent (141-173) ranked fourth in the ACC, while Gary Clark led the team at 83.3 percent (55-66).



CAREER GAMES PLAYED/STARTED

	GP	GS
Tony Chennault	15	0
Gary Clark	109	26
Carson Desrosiers	31	22
Brooks Godwin	22	0
C.J. Harris	63	53
Aaron Ingle	18	0
Spencer Jennings	0	0
Ryan Keenan	14	0
Denmore McDermott	8	0
Travis McKie	32	32
Nikita Mescheriakov*	23	5
Ari Stewart	61	5
Melvin Tabb	14	0
J.T. Terrell	32	18
Ty Walker	51	9

*30/9 games played/started at Georgetown University from 2009-10.

GAMES STARTED STREAKS

	Career	
	Current	Long
Tony Chennault	0	0
Gary Clark	23	23
Carson Desrosiers	19	19
C.J. Harris	32	32
Travis McKie	32	32
Nikita Mescheriakov*	0	2
Ari Stewart	0	7
Melvin Tabb	0	0
J.T. Terrell	9	9
Ty Walker	0	5

*Started 9 straight games at Georgetown University in 2008-09.

RECORDS VS. CONFERENCES

Conference	All-Time	10-11
ACC	560-717	1-16
*ACC Atlantic Div.	279-279	0-9
*ACC Coastal Div.	281-437	1-7
Atlantic 10	90-64	0-2
Atlantic Sun	19-2	0-1
Big South	54-8	1-2
Big Ten	17-16	1-0
Colonial Athletic Assoc.	53-15	0-2
MAAC	13-6	1-0
MEAC	16-0	1-0
Patriot League	22-5	1-0
Southern Conference	165-39	2-0
West Coast Conference	4-2	0-1

*ACC divisions are used for the sports of football and baseball only.



WF 2010-11 DEMON DEACON BASKETBALL

2010-11 WAKE FOREST BASKETBALL SEASON IN REVIEW

WAKE BOASTS SOME OF ACC'S TOP FRESHMEN

Wake Forest freshmen Travis McKie, J.T. Terrell and Carson Desrosiers proved to be impact rookies in the ACC.

McKie was one of the league's most consistent freshmen. McKie led all ACC freshmen in rebounding (7.7 rpg), double-doubles (7) and minutes played (31.1). He ranked second among the rookies in scoring (13.0 ppg), double-figure scoring games (24) and times led his team in scoring (14).

Terrell was fifth among all conference freshmen in scoring at 11.1 points per game. Terrell's 32 points vs. Iowa were the most for an ACC freshman this season and his three 20-point games were fourth.

Desrosiers ranked sixth in the ACC with 1.7 blocks per game, and he was also second among league freshmen in blocks. Desrosiers ranked fifth among all ACC players in blocks in conference games only, with 2.0 per game.

Wake Forest's five-man freshman class averaged a combined 34.2 points per game. That figure makes them the fifth highest-scoring rookie class in Deacon history.

WALKER AMONG NATION'S TOP SHOT BLOCKERS

Ty Walker stood as one of the best shot blockers in the nation in 2010-11. The junior center ranked second in the ACC and 20th in the country with 2.5 blocks per game.

He tallied four or more blocks nine times this season, including 11 on Nov. 23 vs. Marist.

Behind Walker and Carson Desrosiers, who was second on the team and sixth in the ACC with 1.7 blocks per game, the Deacons ranked second in the ACC and 16th nationally with 5.4 blocks per game.

WALKER 6TH ON SCHOOL'S SEASON BLOCKS LIST

Junior center Ty Walker holds sole possession of sixth place on Wake Forest's single-season blocked shots list. Walker registered 79 blocks on the year, which put him just one block behind Larry Harrison (1978) for fifth place.

Walker's 79 blocks were the most by a Deacon since Tim Duncan had 102 blocks in 1997. Duncan holds the school's single-season record with 135 blocks as a sophomore in 1995. He also holds the top four spots on the single-season list.

Walker broke Duncan's single-game blocks record with 11 blocks against Marist on Nov. 23.

Despite registering just 13 blocks combined during his freshman and sophomore seasons, Walker still ranks 13th on the school's career list with 92 blocks.

CLARK LED NATION IN 3-POINT SHOOTING

Senior guard Gary Clark waited patiently for three years to get his chance at significant playing time. Once it came this season, Clark took full advantage of the opportunity.

Clark led the country in 3-point shooting at 55.3 percent (52-94) from beyond the arc. Clark's 3-point percentage shattered the school record of 51 percent previously held by Ricky Peral in 1996.

Clark was also second in the ACC in per game scoring improvement (+7.7) from a year ago. The Sarasota, Fla. native battled a case of mono to average 3.2 points in 24 games last year. This season, Clark was an impact player for the Deacons, averaging 10.9 points per game.

Clark, who started 26 games this year, ranked third on the team in scoring. He scored in double figures in 19 games this season, after recording just three double-figure scoring games in his career entering 2010-11.

WAKE FOREST SHOT WELL FROM BEYOND THE ARC

Wake Forest had struggled from 3-point range in recent years, not topping 32 percent in any of the three previous seasons. However, this year's Deacons shot the ball well from beyond the arc.

The Deacons ranked fifth in the ACC with a 35.9 percent mark from beyond the arc. Wake Forest was eighth with 5.8 3-pointers made per game.

Wake Forest ranked 12th and 11th, respectively, in the ACC in those two categories last season. The Deacons haven't been higher than 11th in the ACC in 3-point percentage in the past four seasons.

Gary Clark led the country with a school-record 55.3 percent (52-94) mark from 3-point range. J.T. Terrell was second on the team at 35.7 percent (50-140) from beyond the arc.

DEACONS FEATURING BALANCED SCORING ATTACK

Wake Forest featured a balanced scoring attack this year, with an ACC-leading four players averaging in double figures.

Travis McKie led the Deacons with 13.0 points per game. J.T. Terrell (11.1 ppg), Gary Clark (10.9) and C.J. Harris (10.3) rounded out the Deacons' top four scorers.

No other ACC team had four players who played the majority of the year and averaged in double figures scoring.

McKie and Terrell became the first pair of rookies to rank 1-2 at Wake Forest in scoring since James Johnson (14.6 ppg) and Jeff Teague (13.9 ppg) in 2007-08.

McKie led the team in scoring 14 times, while Terrell led in scoring in six games, including a 32-point performance against Iowa and a 27-point game at Xavier.

STEWART GRANTED RELEASE FROM WAKE FOREST PROGRAM

Head coach Jeff Bzdelik announced on March 23 that sophomore forward Ari Stewart has asked for and has been granted his release from the Wake Forest basketball program.

Stewart played in 30 games with 16 starts for the Deacons this past season. He was fifth on the team with 8.5 points per game and second on the squad with 4.4 rebounds per game.

The Marietta, Ga. native played in 61 games during his two-year Wake Forest career, averaging 7.9 points and 3.8 rebounds per game.

CHENNAULT RETURNS FROM BROKEN FOOT

Tony Chennault made his return from a broken left foot on Jan. 19 at Georgia Tech.

Chennault, who saw action in 14 games since returning, played around 20 minutes per game during the stretch. He averaged 4.4 points in his return and led the team in assists five times.

In the 14 games since his return, Chennault was the Deacons' first player off the bench eight times. His insertion into the lineup allowed C.J. Harris to slide over into his natural shooting guard position.

Harris turned in three of his four highest scoring totals of the season since Chennault's return, pouring in a career-high 24 points against Miami as well as 15 against Virginia and 17 at Maryland.

Chennault, who returned to full basketball activity on Jan. 17, missed a total of 17 games after breaking the fifth metatarsal in his left foot in the Deacons' season opener on Nov. 12.

The Philadelphia native sat out much of the preseason with a stress reaction in the foot. After breaking it in the season opener, Chennault had surgery three days later on Nov. 15.



WAKE FOREST AMONG NCAA LEADERS

(Final)

TEAM LEADERS

Category	Stat	Rank
Blocked Shots	5.4	16th
Free Throw Pct.	.746	32nd
Possessions Per Game	70.7	44th
3-pt FG Pct.	.359	98th

INDIVIDUAL LEADERS

GARY CLARK

3-Point Pct.	.553	1st
--------------	------	-----

TY WALKER

Blocked Shots	2.5	20th
---------------	-----	------

CARSON DESROSIERS

Blocked Shots	1.7	85th
---------------	-----	------

C.J. HARRIS

Free Throws Made	141	89th
Free Throw Attempts	173	145th
Free Throw Pct.	.815	158th

TRAVIS MCKIE

Rebounding	7.7	111th
Defensive Rebounds	5.2	111th
Offensive Rebounds	2.5	179th

2010-11 DEACON INDIVIDUAL HONORS

TRAVIS MCKIE

FR. / FORWARD

- Freshman All-American - CollegelInsider.com
- ACC All-Freshman Team (74 of possible 75 votes)
- 3-time ACC Rookie of the Week (Nov. 22, Jan. 3, Jan. 17)

2010-11 TEAM AWARDS

MURRAY GREASON AWARD
..... Travis McKie

SKIP PROSSER AWARD
..... Carson Desrosiers

MOST IMPROVED PLAYER
..... Ty Walker

BEST DEFENSIVE PLAYER
..... Gary Clark

TEAM ASSISTS LEADER
..... C.J. Harris

BEST REBOUNDER
..... Travis McKie

BEST FREE THROW SHOOTER
..... Gary Clark



WF 2010-11 DEMON DEACON BASKETBALL

2010-11 WAKE FOREST BASKETBALL SEASON IN REVIEW



PERCENTAGES & LEADERS RETURNED FROM 2009-10

SCORING	27.7%
C.J. Harris	9.9 ppg
Ari Stewart	7.3
REBOUNDING	14.2%
Ari Stewart	3.2 rpg
C.J. Harris	1.8
ASSISTS	14.4%
C.J. Harris	38 assists
STEALS	24.9%
C.J. Harris	28 steals
Gary Clark	15
BLOCKED SHOTS	8.6%
Ty Walker	9 blocks
FIELD GOALS	24.7%
Ari Stewart	85 FGs
C.J. Harris	82
3-POINT FIELD GOALS	67.9%
Ari Stewart	43 3-pt FGs
C.J. Harris	35
FREE THROWS	26.9%
C.J. Harris	108 FTs
Ari Stewart	14
MINUTES	26.6%
C.J. Harris	27.9 mpg
Ari Stewart	17.1

THE JEFF BZDELIK SHOW PRESENTED BY BB&T

The Jeff Bzdelik Show, presented by BB&T, will air 14 times during the 2010-11 season. Bzdelik joins "Voice of the Demon Deacons" Stan Cotten for the hour-long program to take questions from callers and discuss the season.

The show, which originates from the IMG College studios in Winston-Salem, can be heard locally on the network's two FM stations, flagship station 98.1 WBRF or FM Talk 101.1 WZTK, and on other select IMG College stations. Fans can also access a free audio stream of the show on the Internet via WBRF's home page at www.blueridgecountry98.com.

The show normally airs on Thursdays from 7-8 p.m., as the team's schedule and travel plans permit.

2010-11 SHOW DATES:

November 11	November 18
December 2	December 30
January 6	January 13
January 20	January 27
February 3	February 10
February 17	February 24
March 2	March 17

DESROSIERS CAME ON STRONG IN 2011

Freshman Carson Desrosiers was a steady force in the paint after the calendar turned to January. He started 19 straight games to end the season and played 20+ minutes in 14 contests during the stretch.

Prior to the stretch, he had played 20+ minutes in a game just twice and also missed the Richmond game due to a bout of bronchitis.

Desrosiers ranked sixth in the ACC with 1.7 blocks per game. He was also fifth in the ACC in blocks in conference games only with 2.0 per contest. He was second among all ACC rookies in overall blocks.

The Windham, N.H. native had his best performances in both games against Maryland. On Jan. 12, he finished with career-highs of nine rebounds, seven blocks and two assists. On Feb. 5, he had a career-high 11 points on 5-of-7 shooting to go along with four blocks.

Desrosiers' seven blocks on Jan. 12 were one shy of Tim Duncan's freshman record and were the most by a Wake rookie since Duncan had seven blocks at UVa on Feb. 26, 1994.

Desrosiers' 52 total blocks were the second-most ever by a Wake Forest freshman, trailing only Duncan's 124 in 1994.

WALKER BREAKS DUNCAN'S BLOCKS RECORD

Junior center Ty Walker broke Tim Duncan's 14-year old school record for blocks in a single game when he registered 11 against Marist on Nov. 23. Duncan previously held the mark with 10 blocks against Maryland on Jan. 13, 1996.

Walker had five blocks in the first half and then posted six in the second to set the record.

Walker came within two of the ACC record of 13, which is shared by Boston College's Sean Williams (2006-07 vs. Duquesne) and Miami's Anthony King (2003-04 vs. FAU). It was the most blocks by an ACC player since BC's Tyrelle Blair had 11 against Maryland in 2007-08.

Walker is just the fourth player in school history to register nine or more blocks in a game, joining Duncan, Larry Harrison and Guy Morgan.

WAKE FOREST OWNS ACC ROOKIE OF THE WEEK AWARD

Wake Forest has dominated the ACC Rookie of the Week award over the past four seasons. Since 2007-08, the Deacons have earned the honor a league-high 18 times.

That total easily out-distances Duke and NC State, who are second during that span with eight rookie awards apiece.

Wake Forest is the only team in the ACC with multiple rookie awards in each of the past four seasons.

The Deacons earned the honor five times in each 2008, 2009 and 2010 and three times in 2011.

Six Deacons have combined to earn the 18 awards: James Johnson (1) and Jeff Teague (4) in 2008, Al-Farouq Aminu (5) in 2009, C.J. Harris (4) and Ari Stewart (1) in 2010 and Travis McKie (3) in 2011.

DEACONS SHUFFLE STARTING FIVE

Head coach Jeff Bzdelik used eight different starting lineup combinations in 32 games this season. Bzdelik started three freshmen in each of the team's final nine games.

C.J. Harris and Travis McKie were the only Deacons to start all 32 games this season.

McKie tied Tim Duncan for the second-most starts ever by a Wake Forest freshman (32). Josh Howard holds the school's freshman record with 34 games started in 2000.

Gary Clark started 26 games, including 23 straight to end the year. Carson Desrosiers started 22 games, including 19 straight, and J.T. Terrell made 18 starts, including each of the final nine games, on the year.

Wake Forest started three freshmen (Desrosiers, McKie, Terrell) 11 times this season.

The Elon game marked the first time since March 9, 2007, at Virginia Tech (Jamie Skeen, Ishmael Smith, L.D. Williams) that the Deacons started three rookies in a game.

TERRELL TURNS IN BIG SCORING GAMES

J.T. Terrell almost single-handedly led Wake Forest to its 76-73 win over Iowa on Nov. 30. The freshman guard spurred the Deacons to overcome an 18-point first-half deficit and then drilled the game-winning 3-pointer from 25 feet with two seconds left to play.

Terrell scored 32 points on 9-of-16 shooting, becoming the first Wake Forest freshman to score 30+ points in a game since Chris King scored 34 points on March 4, 1989.

Terrell also went 7-for-11 from 3-point range to tie the school's freshman record for 3-pointers, matching Robert O'Kelley's performance on Jan. 31, 1998.

Terrell came to Wake Forest with the reputation as a scorer and did not betray that reputation.

In his first collegiate game vs. Stetson, the Burlington, N.C. native went off for 26 points, which was the highest point total ever by a Deacon freshman in a season opener. The previous record was 24 set by Rodney Rogers in 1990 vs. Howard.

It was also the fifth-highest scoring total ever by an ACC freshman in his first collegiate game.

Terrell also had a big night on Dec. 18 at Xavier, scoring 27 points off the bench, including 24 in the second half. Terrell went 6-for-10 from 3-point range at Xavier.

MESCHERIAKOV MAKES DEMON DEACON DEBUT

Redshirt junior transfer Nikita Mescheriakov made his Wake Forest debut on Dec. 12 against UNC Wilmington, following the completion of the fall semester.

In 23 games this season, including five starts, Mescheriakov averaged 4.5 points and 1.8 rebounds.

He played well down the stretch, averaging 9.8 points and 3.0 rebounds and shooting 55.2 percent from the field over the team's final four games. The native of Belarus scored a career-high 13 points in the ACC Tournament vs. Boston College.

Mescheriakov transferred from Georgetown University prior to the spring semester last season. The left-handed forward played in 30 games with nine starts at Georgetown.

HARRIS HITS FREE THROWS VS. MIAMI

Sophomore guard C.J. Harris went an incredible 17-for-18 from the free throw line on Feb. 9 against Miami.

The 17 free throws were the second-most in school history and the most by a Deacon since Charlie Davis hit 17 in 1970. Dickie Hemric holds the school record with 20 free throws against Duke in 1955.

Harris' total is tied for the second-highest by an ACC player in a conference game since 1997.

Virginia Tech's Malcolm Delaney tops that list with 20 against Clemson last season. UNC's Tyler Hansbrough (2008) and Virginia Tech's Zabian Dowdell (2007) also hit 17 in an ACC game during the 15-season time frame.

The ACC single-game record for made free throws is 21. South Carolina's Grady Wallace (1957) and UNC's York Larese (1959) both hold the record.



2010-11 WAKE FOREST BASKETBALL SEASON IN REVIEW

WAKE MAKES 18-POINT COMEBACK vs. IOWA

Wake Forest trailed by as many as 18 points in its Nov. 30 win over Iowa. The Deacons trailed 39-21 at the 1:44 mark of the first half but rallied to pull out a 76-73 win.

The 18-point comeback tied for the third-largest comeback in school history, and it was the second-biggest by scoring margin. The 18-point margin was the biggest deficit Wake had overcome since surmounting an 18-point deficit against Duke on March 10, 1995.

The Deacons also made a 12-point comeback earlier this season against Elon. Wake Forest trailed 14-2 early on but fought back to win handily, 89-70.

WAKE FOREST'S ALL-TIME LARGEST COMEBACKS

Deficit (Score)	Opponent	Site	Date
19 (38-57)	Florida State	H	Feb. 20, 1999
19 (16-35)	Davidson	A	Dec. 5, 1984
18 (21-39)	Iowa	H	Nov. 30, 2010
18 (13-31)	Duke	ACCT	Mar. 10, 1995

CLARK, McDERMOTT SHINE ON SENIOR DAY

Despite losing their final game at the Joel Coliseum on March 6, seniors Gary Clark and Denmore McDermott turned in memorable performances for the Deacons that night.

Clark led Wake Forest with 15 points, going 5-for-12 from the field and 2-for-4 from beyond the arc. He also had two steals and an assist on the night.

McDermott sang the national anthem before the game and then went on to score his first career points with a bucket late in the second half.

RECORD EIGHT FORMER DEACONS IN THE NBA

A total of eight former Demon Deacons played in the NBA this season, marking the most alumni Wake Forest has had in the league at one time.

Six Deacons entered the season as NBA veterans, including Tim Duncan (San Antonio), Josh Howard (Washington), James Johnson (Toronto), Chris Paul (New Orleans), Darius Songaila (Philadelphia) and Jeff Teague (Atlanta).

DEMON DEACONS IN PROFESSIONAL BASKETBALL DEACONS IN THE NBA & NBDL		
Player	Yrs. at Wake	Professional Team
Al-Farouq Aminu	2009-10	Los Angeles Clippers
Tim Duncan	1994-97	San Antonio Spurs
Josh Howard	2000-03	Washington Wizards
James Johnson	2008-09	Toronto Raptors
Chris Paul	2004-05	New Orleans Hornets
Ishmael Smith	2007-10	Memphis Grizzlies
Darius Songaila	1999-02	Philadelphia 76ers
Jeff Teague	2008-09	Atlanta Hawks
Chas McFarland	2007-10	Springfield Armour
L.D. Williams	2007-10	Springfield Armour

DEACONS IN OTHER PRO LEAGUES		
Player	Yrs. at Wake	Professional Team
Randolph Childress	1990-95	San Severo (Italy)
Taron Downey	2002-05	Nantes (France)
Justin Gray	2003-06	PAOK (Greece)
Jamaal Levy	2002-05	Lanus (Argentina)
Trent Strickland	2003-06	Antwerp (Belgium)
Kyle Visser	2004-07	NY Phantoms (Germany)
David Weaver	2006-10	BC Siauliai (Lithuania)
Eric Williams	2003-06	Pepsi Caserta (Italy)

Two rookies joined the fold in Al-Farouq Aminu and Ishmael Smith. Aminu was taken with the eighth overall pick in the 2010 NBA Draft by the Los Angeles Clippers.

Smith was signed as an undrafted free agent by the Houston Rockets after turning in a successful summer league showing for the team.

Smith was traded to the Memphis Grizzlies in February. Johnson was also traded in February, going from the Bulls to the Toronto Raptors, where he became a starter.

**For more on former Deacons in the NBA, see page 11.*

WALKER STEPS UP vs. CAVALIERS

Junior center Ty Walker entered the Jan. 29 game against Virginia with a non-descript career stat line in ACC games: 8 points on 3-of-17 (17.6%) shooting in nine games.

Walker flipped the script against the Cavaliers, helping the Deacons to their first ACC win of the season. Walker finished the afternoon with 11 points on 5-of-6 shooting in 23 minutes off the bench. He had 10 of his 11 points in the second half.

TABB RELEASED FROM BASKETBALL TEAM FOR SEASON

Wake Forest head coach Jeff Bzdelik announced on Feb. 8 that Melvin Tabb had been released from the basketball program for the remainder of the season.

Tabb played in 14 games this season, averaging 1.6 points and 2.0 rebounds in 8.9 minutes per game.

Tabb missed a portion of the year after being temporarily released from basketball activities on Nov. 22 in order to focus on his academic work. He sat out four games before returning to the team on Dec. 10, following fall semester exams.

Tabb played in 11 games after his reinstatement and missed time during the stretch with an ankle injury.

Tabb also missed portions of preseason practice due to a bout of mononucleosis. He sat out the season opener against Stetson due to the illness.

CLARK, HARRIS SELECTED AS TEAM CAPTAINS

Senior Gary Clark and sophomore C.J. Harris were selected as Wake Forest's team captains for the 2010-11 season. Clark came in as the Deacons' most veteran player, while Harris was Wake Forest's lone returning starter from last season.

SECOND ANNUAL SKIP PROSSER CLASSIC

Wake Forest and Xavier met in the second annual Skip Prosser Classic on Dec. 18 at the Cintas Center in Cincinnati. The Musketeers handed the Deacons an 83-75 loss, evening the annual series at one win apiece.

The game was the second in a 10-year series between the Deacons and the Musketeers.

In last season's inaugural game, Wake Forest outlasted Xavier 96-92 in double overtime in Winston-Salem.

Prosser was the head coach at Xavier from 1994-2001 and at Wake Forest from 2001 until his death in 2007. Prosser was inducted into the Xavier Hall of Fame at the game on Dec. 18.

ROAD WARRIORS IN NON-CONFERENCE PLAY

The Deacons have proved their mettle over the past several years with non-conference wins in hostile environments--no matter the size of the school.

Since 2001-02, Wake Forest has played 15 games in the home venues of non-BCS conference schools, going 13-2 in those games.

Wake Forest's only losses during the stretch came this season at Atlantic-10 foes Xavier and Richmond.



WAKE FOREST BY THE NUMBERS

- 1** PG Tony Chennault played in one game before breaking his left foot.
- 2** Wake Forest signed two players to NLI's in the early signing period.
- 4** An ACC-leading four Deacons scored in double figures.
- 6** Travis McKie scored in double figures in each of his first six career games.
- 7** Seven of Wake Forest's 10 scholarship players were underclassmen.
- 8** Wake Forest used eight different starting lineups this season.
- 8** A record eight former Deacons are currently playing in the NBA.
- 10** The Deacons had 10 scholarship players on the roster.
- 11** Ty Walker had 11 blocks vs. Marist to break Duncan's single-game record.
- 14** A total of 14 all-time Deacons have earned All-America honors.
- 18** Wake has won 18 ACC Rookie of the Week awards since 2007-08.
- 22** The Deacons appeared on TV 22 times during the 2010-11 season.
- 33** Bzdelik completed his 33rd year as a coach at the college and NBA levels.
- 38** A total of 38 all-time Deacons have been selected in the NBA Draft.
- 77** Wake Forest has had a total of 77 all-time All-ACC selections.
- 104** This marked the 104th season of Wake Forest basketball.





2010-11 DEMON DEACON BASKETBALL

2010-11 WAKE FOREST BASKETBALL SEASON IN REVIEW



ACC TEAM LEADERS

(Final)

CATEGORY	STAT	RANK
Scoring Offense	67.2	11th
ACC Games Only	61.6	11th
Scoring Defense	77.2	12th
ACC Games Only	80.1	12th
Scoring Margin	-9.9	12th
ACC Games Only	-18.5	12th
Field Goal Pct.	.423	10th
ACC Games Only	.396	12th
3-Point Pct.	.359	5th
ACC Games Only	.319	10th
3-Point FGs Made	5.8/gm	8th
ACC Games Only	5.1/gm	9th
Free Throw Pct.	.746	2nd
ACC Games Only	.730	4th
FG Pct Defense	.456	12th
ACC Games Only	.470	12th
3-Point Pct Defense	.370	11th
ACC Games Only	.387	11th
Rebounding Offense	32.5	10th
ACC Games Only	30.3	11th
Rebounding Defense	37.8	12th
ACC Games Only	39.6	12th
Rebounding Margin	-5.3	12th
ACC Games Only	-9.3	12th
Offensive Rebounds	8.9	11th
ACC Games Only	8.8	11th
Defensive Rebounds	23.6	8th
ACC Games Only	21.5	11th
Offensive Reb. Pct.	.264	11th
ACC Games Only	.251	11th
Defensive Reb. Pct.	.646	12th
ACC Games Only	.616	12th
Blocked Shots	5.4	2nd
ACC Games Only	5.0	2nd
Assists	11.3	12th
ACC Games Only	10.7	12th
Steals	5.3	11th
ACC Games Only	4.9	11th
Turnover Margin	-3.1	12th
ACC Games Only	-3.4	12th
Assist/Turnover Ratio	0.7	12th
ACC Games Only	0.7	12th

ACC TEAMS IN THE POSTSEASON

NCAA TOURNAMENT

East Region (Newark)
#2 North Carolina (Elite Eight)
#12 Clemson (2nd Round)

Southwest Region (San Antonio)
#10 Florida State (Sweet 16)

West Region - Anaheim
#1 Duke (Sweet 16)

POSTSEASON NIT

#1 Boston College (2nd Round)
#1 Virginia Tech (2nd Round)
#2 Miami (Quarterfinals)

ACC STANDINGS

(Final)

TEAM	CONFERENCE	OVERALL
North Carolina	14-2 .875	29-8 .784
Duke	13-3 .813	32-5 .865
Florida State	11-5 .688	23-11 .676
Clemson	9-7 .563	22-12 .647
Boston College	9-7 .563	21-13 .618
Virginia Tech	9-7 .563	22-12 .647
Maryland	7-9 .438	19-14 .576
Virginia	7-9 .438	16-15 .516
Miami	6-10 .375	21-15 .583
NC State	5-11 .313	15-16 .484
Georgia Tech	5-11 .313	13-18 .419
Wake Forest	1-15 .063	8-24 .250

ACC INDIVIDUAL LEADERS

(Final)

TRAVIS MCKIE

Rebounding	7.7	6th
ACC Games Only	7.3	8th
Defensive Rebounds	5.2	6th
ACC Games Only	4.6	8th
Offensive Rebounds	2.5	10th
ACC Games Only	2.7	t-9th
Scoring	13.0	16th
ACC Games Only	12.3	NR

C.J. HARRIS

Free Throw Percentage	.815 (141-173)	4th
ACC Games Only	.786 (77-98)	6th
Assists	3.5	t-7th
ACC Games Only	2.9	NR
Minutes Played	32.4	8th
ACC Games Only	32.8	NR

TY WALKER

Blocked Shots	2.5	2nd
ACC Games Only	1.6	9th

CARSON DESROSIERS

Blocked Shots	1.7	6th
ACC Games Only	2.0	5th

WAKE FOREST QUICK FACTS

GENERAL INFORMATION

Name of School	Wake Forest University
City (Zip)	Winston-Salem, N.C. (27109)
Founded	1834 in Wake Forest, N.C.
Enrollment	4,569 (undergraduate)
Nickname	Demon Deacons
School Colors	Old Gold & Black
Fight Song	"O Here's To Wake Forest"
Arena	Lawrence Joel Veterans Memorial Coliseum
Capacity / Opened	14,665 / 1989-90
Conference	Atlantic Coast Conference
President	Dr. Nathan O. Hatch
Faculty Athletic Representative	Dr. Richard Carmichael
Athletics Director	Ron Wellman
Athletic Department Phone	(336) 758-5616
Ticket Office Phone	(888) 758-DEAC
Press Row Phone	(336) 727-2945

BASKETBALL STAFF

Head Coach	Jeff Bzdelik
Associate Head Coach	Jeff Battle
Assistant Coach	Rusty LaRue
Assistant Coach	Mark Pope
Director of Basketball Operations	Walt Corbean
Team Videographer	Mike Lepore
Assistant Coordinator of Operations	Dan Ficke
Athletic Trainer	Greg Collins
Strength & Conditioning Coordinator	Todd Hedrick
Equipment Manager	Craig Zakrzewski

MEDIA RELATIONS

Assistant Director (Primary MBK Contact)	Scott Wortman
Wortman's Office Phone	(336) 758-6099
Wortman's Cell Phone	(419) 203-4229
Wortman's Email	wortmasm@wfu.edu
Asst. Director (Secondary MBK Contact)	Steven Wright
Wright's Office Phone	(336) 758-4120
Wright's Cell Phone	(513) 594-0411
Wright's Email	wright@wfu.edu
Administrative Assistant (Credentials)	Emily Richey
Richey's Email	richeyem@wfu.edu
Assistant AD/Media Relations	Steve Shutt
Shutt's Cell Phone	(336) 970-7512
Shutt's Email	shuttsj@wfu.edu
Assistant Director (WBK Contact)	Gary Petit
Assistant	Alex Botoman
Media Relations Office Phone	(336) 758-5640
Media Relations Office Fax	(336) 758-5140
Mailing Address	PO Box 7426, Winston-Salem, NC 27109
Shipping Address	1834 Wake Forest Rd, 310 Miller Center Winston-Salem, NC 27106
Website	www.WakeForestSports.com

RADIO INFORMATION

Network	Wake Forest Sports Network from IMG College
IMG College Phone Number	(336) 831-0700
Play-By-Play Announcer	Stan Cotten
Cotten's Office Phone	(336) 758-4515
Cotten's Email	scotten@ispsports.com
Color Analyst	Mark Freidinger
Freidinger's Email	mfreidinger@triad.rr.com



WF 2010-11 DEMON DEACON BASKETBALL

2010-11 WAKE FOREST BASKETBALL SEASON IN REVIEW

WAKE FOREST'S RECORD WHEN...

TONY CHENNAULT

	2010-11	CAREER
Leads team in scoring	0-0	0-0
Leads team in rebounding	0-0	0-0
Leads team in assists	0-5	0-5
Scores in double figures	0-2	0-2
Scores 20+ points	0-0	0-0
Has double-digit rebounds	0-0	0-0
Has 5+ assists	0-0	0-0
Has 3+ blocks	0-0	0-0
Makes 3+ three-point FGs	0-0	0-0
Plays 30+ minutes	0-0	0-0

GARY CLARK

	2010-11	CAREER
Starts the game	5-21	5-21
Leads team in scoring	0-7	0-7
Leads team in rebounding	0-0	0-0
Leads team in assists	3-4	3-5
Scores in double figures	5-13	8-13
Scores 20+ points	0-2	0-2
Has double-digit rebounds	0-0	0-0
Has 5+ assists	0-0	0-0
Has 3+ blocks	0-0	0-0
Makes 3+ three-point FGs	1-7	4-8
Plays 30+ minutes	2-9	2-9

CARSON DESROSIERS

	2010-11	CAREER
Starts the game	4-18	4-18
Leads team in scoring	0-0	0-0
Leads team in rebounding	0-1	0-1
Leads team in assists	0-1	0-1
Scores in double figures	0-2	0-2
Scores 20+ points	0-0	0-0
Has double-digit rebounds	0-0	0-0
Has 5+ assists	0-0	0-0
Has 3+ blocks	1-6	1-6
Makes 3+ three-point FGs	0-0	0-0
Plays 30+ minutes	0-4	0-4

C.J. HARRIS

	2010-11	CAREER
Starts the game	8-24	22-31
Leads team in scoring	1-3	4-5
Leads team in rebounding	0-1	0-1
Leads team in assists	7-14	9-14
Scores in double figures	7-13	19-18
Scores 20+ points	0-1	1-1
Has double-digit rebounds	0-0	0-0
Has 5+ assists	3-5	3-5
Has 3+ blocks	0-0	0-0
Makes 3+ three-point FGs	0-0	2-1
Plays 30+ minutes	6-22	16-27

ARI STEWART

	2010-11	CAREER
Starts the game	6-10	6-10
Leads team in scoring	0-2	1-3
Leads team in rebounding	1-4	2-4
Leads team in assists	0-2	0-2
Scores in double figures	6-8	14-10
Scores 20+ points	0-0	0-0
Has double-digit rebounds	1-1	1-1
Records a double-double	0-1	0-1
Has 5+ assists	0-1	0-1
Has 3+ blocks	0-0	0-0
Makes 3+ three-point FGs	0-3	4-4
Plays 30+ minutes	3-8	3-8

TRAVIS MCKIE

	2010-11	CAREER
Starts the game	8-24	8-24
Leads team in scoring	5-9	5-9
Leads team in rebounding	6-17	6-17
Leads team in assists	1-0	1-0
Scores in double figures	7-17	7-17
Scores 20+ points	2-3	2-3
Has double-digit rebounds	5-4	5-4
Records a double-double	5-2	5-2
Has 5+ assists	0-0	0-0
Has 3+ blocks	0-1	0-1
Makes 3+ three-point FGs	0-1	0-1
Plays 30+ minutes	5-18	5-18

NIKITA MESCHERIAKOV

	2010-11	CAREER
Starts the game	1-4	1-4
Leads team in scoring	0-1	0-1
Leads team in rebounding	0-0	0-0
Leads team in assists	0-0	0-0
Scores in double figures	0-2	0-2
Scores 20+ points	0-0	0-0
Has double-digit rebounds	0-0	0-0
Has 5+ assists	0-0	0-0
Has 3+ blocks	0-0	0-0
Makes 3+ three-point FGs	0-0	0-0
Plays 30+ minutes	0-0	0-0

MELVIN TABB

	2010-11	CAREER
Leads team in scoring	0-0	0-0
Leads team in rebounding	0-0	0-0
Leads team in assists	0-0	0-0
Scores in double figures	0-0	0-0
Scores 20+ points	0-0	0-0
Has double-digit rebounds	0-0	0-0
Has 5+ assists	0-0	0-0
Has 3+ blocks	0-0	0-0
Makes 3+ three-point FGs	0-0	0-0
Plays 30+ minutes	0-0	0-0

J.T. TERRELL

	2010-11	CAREER
Starts the game	4-14	4-14
Leads team in scoring	3-3	3-3
Leads team in rebounding	0-0	0-0
Leads team in assists	0-4	0-4
Scores in double figures	5-11	5-11
Scores 20+ points	1-2	1-2
Has double-digit rebounds	0-0	0-0
Has 5+ assists	0-0	0-0
Has 3+ blocks	0-0	0-0
Makes 3+ three-point FGs	3-4	3-4
Plays 30+ minutes	1-5	1-5

TY WALKER

	2010-11	CAREER
Starts the game	4-5	4-5
Leads team in scoring	0-0	0-0
Leads team in rebounding	1-2	1-2
Leads team in assists	0-0	0-0
Scores in double figures	2-0	2-0
Scores 20+ points	0-0	0-0
Has double-digit rebounds	0-0	0-0
Has 5+ assists	0-0	0-0
Has 3+ blocks	5-4	6-5
Makes 3+ three-point FGs	0-0	0-0
Plays 30+ minutes	0-2	0-2



WAKE'S RECORD WHEN...

Overall	8-24
At home	7-12
On road	1-11
At neutral sites	0-1
After a win	2-6
After a loss	6-17
In overtime	0-0
Vs. ranked opponents	0-2
Decided by 3 pts or less	2-2
Decided by 4-5 points	1-0
Decided by 6-10 points	1-4
Decided by 11-20 points	3-9
Decided by 20+ points	1-9
Scoring first	6-8
Leading at half	6-1
Tied at half	0-1
Trailing at half	2-22
Lead with 10:00 remaining	7-1
Trail with 10:00 remaining	1-23
Lead with 5:00 remaining	7-0
Trail with 5:00 remaining	1-24
Wake shoots 50% or better	4-2
Wake shoots less than 50%	4-22
Wake out-shoots opponent	7-4
Opp. shoots 50% or better	1-11
Opp. shoots less than 50%	7-13
Wake out-rebounds opp.	4-3
Opp. out-rebounds Wake	4-21
Wake shoots 70% or better from FT line	6-16
Wake has more FT attempts	6-9
Opp. has more FT attempts	1-13
FT attempts are tied	1-2
Wake shoots 40% or better from 3-point range	5-10
Wake wins turnover battle	3-6
Opp. wins turnover battle	5-18
Wake scores 100+ points	0-0
Wake scores 90-99 points	0-0
Wake scores 80-89 points	2-0
Wake scores 70-79 points	4-6
Wake scores 60-69 points	2-12
Wake scores 50-59 points	0-4
Wake scores less than 50 pts	0-2
Opp. scores 100+ points	0-0
Opp. scores 90-99 points	0-4
Opp. scores 80-89 points	0-12
Opp. scores 70-79 points	3-6
Opp. scores 60-69 points	3-2
Opp. scores 50-59 points	2-0
Opp. scores less than 50 pts	0-0
On Mondays	1-1
On Tuesdays	2-5
On Wednesdays	2-4
On Thursdays	0-2
On Fridays	0-1
On Saturdays	3-7
On Sundays	0-4
In November	4-3
In December	2-4
In January	2-6
In February	0-8
In March	0-3
Wearing white uniforms	7-11
Wearing black uniforms	0-11
Wearing gold uniforms	1-2
On ACC Network	1-10
On CBS College Sports	0-1
On ESPN	0-1
On ESPN2	0-1
On ESPNU	3-1
On Fox Sports Net	0-3
On MASN	0-1
Untelevised Games	4-6





2010-11 WAKE FOREST BASKETBALL SEASON IN REVIEW

THE LAST TIME...

A PLAYER SCORED 30 OR MORE POINTS:

Wake Forest: J.T. Terrell (32), vs. Iowa, Nov. 30, 2010
Opponent: Malcolm Delaney (31), at Virginia Tech, Feb. 16, 2010

A PLAYER SCORED 35 OR MORE POINTS:

Wake Forest: Justin Gray (38), at Maryland, Jan. 15, 2006
Opponent: Gerald Henderson (35), at Duke, Feb. 22, 2009

A PLAYER SCORED 40 OR MORE POINTS:

Wake Forest: Randolph Childress (40), vs. Duke, Mar. 10, 1995 (ACCT)
Opponent: J.R. Reynolds (40), at Virginia, Jan. 21, 2007

TWO OR MORE PLAYERS SCORED 20+ POINTS:

Wake Forest: C.J. Harris (20), Ishmael Smith (20), at North Carolina, Jan. 20, 2010
Opponent: Iman Shumpert (24), Maurice Miller (20), vs. Georgia Tech, Mar. 3, 2011

THREE OR MORE PLAYERS SCORED 20+ POINTS:

Wake Forest: Taron Downey (27), Eric Williams (23), Chris Paul (22), vs. West Virginia, Mar. 19, 2005 (2OT, NCAA)
Opponent: Reggie Jackson (27), Joe Trapani (22), Biko Paris (21), vs. Boston College, Mar. 10, 2011 (ACCT)

TWO OR MORE PLAYERS SCORED 25+ POINTS:

Wake Forest: Ishmael Smith (28), Al-Farouq Aminu (26), vs. Xavier, Jan. 3, 2010 (2OT)
Opponent: Gerald Henderson (35), Jon Scheyer (30), at Duke, Feb. 22, 2009

TWO OR MORE PLAYERS SCORE 30+ POINTS:

Wake Forest: Charlie Davis (30), Gil McGregor (31), vs. Georgetown, Dec. 29, 1970
Opponent: Gerald Henderson (35), Jon Scheyer (30), at Duke, Feb. 22, 2009

A PLAYER HAD CONSECUTIVE 30+ POINT GAMES:

Wake Forest: Jeff Teague, 30 at BYU, Jan. 3, 2009; 34 vs. North Carolina, Jan. 11, 2009
Opponent: Kevin Anderson (31), vs. Richmond, Dec. 31, 2009 (OT); Jordan Crawford (30), vs. Xavier, Jan. 3, 2010 (2OT)

FIVE PLAYERS SCORE IN DOUBLE FIGURES:

Wake Forest: at Richmond, Dec. 29, 2010
Opponent: vs. Virginia, Jan. 29, 2011

SIX OR MORE PLAYERS SCORE IN DOUBLE FIGURES:

Wake Forest: vs. Virginia (6), Jan. 29, 2011
Opponent: at Virginia Tech (6), Jan. 15, 2011

A PLAYER SCORED 20+ POINTS COMING OFF THE BENCH:

Wake Forest: J.T. Terrell (27), at Xavier, Dec. 18, 2010
Opponent: Cliff Tucker (21), vs. Maryland, Jan. 12, 2011

A PLAYER SCORED 20+ POINTS AND GRABBED 20+ REBOUNDS:

Wake Forest: Eric Williams (22p, 20r), at Clemson, Jan. 11, 2006 (OT)
Opponent: Horace Grant (33p, 20r), at Clemson, Feb. 18, 1987

TWO PLAYERS HAD DOUBLE-DOUBLES:

Wake Forest: Al-Farouq Aminu (20p, 15r), Ishmael Smith (19p, 12r), vs. Texas, Mar. 18, 2010
Opponent: Kenny Frease (22p, 14r), Tu Holloway (14p, 14a, 10r), at Xavier, Dec. 18, 2010

THREE PLAYERS HAD DOUBLE-DOUBLES:

Wake Forest: Al-Farouq Aminu (13p, 12r), James Johnson (14p, 14r), L.D. Williams (15p, 10r), vs. Baylor, Nov. 30, 2008
Opponent: Raymond Felton (22p, 11a), Sean May (15p, 11r), Jawad Williams (17p, 12r), at North Carolina, Dec. 20, 2003 (3OT)

A PLAYER GRABBED 15+ REBOUNDS:

Wake Forest: Travis McKie (15), at Elon, Nov. 20, 2010
Opponent: Jordan Williams (15), AT Maryland, Feb. 5, 2011

A PLAYER GRABBED 18+ REBOUNDS:

Wake Forest: Al-Farouq Aminu (18), vs. Xavier, Jan. 3, 2010 (2OT)
Opponent: Carlos Boozer (18), at Duke, Jan. 19, 2002

A PLAYER GRABBED 20+ REBOUNDS:

Wake Forest: Al-Farouq Aminu (20), vs. William & Mary, Nov. 28, 2009
Opponent: Horace Grant (20), at Clemson, Feb. 18, 1987

A PLAYER HAD 10+ ASSISTS:

Wake Forest: Ishmael Smith (11), vs. Boston College, Feb. 9, 2010
Opponent: Tu Holloway (14), at Xavier, Dec. 18, 2010

A PLAYER HAD FIVE+ STEALS:

Wake Forest: C.J. Harris (5), vs. Clemson, Mar. 7, 2010
Opponent: Dante Jackson (5), at Xavier, Dec. 18, 2010

A PLAYER HAD FIVE+ BLOCKED SHOTS:

Wake Forest: Ty Walker (6), at Florida State, Feb. 1, 2011
Opponent: John Henson (5), at North Carolina, Feb. 15, 2011

A PLAYER HAD 10+ FIELD GOALS:

Wake Forest: Al-Farouq Aminu (11-19), Ishmael Smith (10-14), vs. Xavier, Jan. 3, 2010 (2OT)
Opponent: Reggie Jackson (10-13), vs. Boston College, Mar. 10, 2011 (ACCT)

A PLAYER MADE 10+ FREE THROWS:

Wake Forest: C.J. Harris (17-18), vs. Miami, Feb. 9, 2011
Opponent: Malcolm Delaney (10-13), at Virginia Tech, Feb. 16, 2010

A PLAYER MADE 5+ 3-POINT FIELD GOALS:

Wake Forest: J.T. Terrell (6-10), at Xavier, Dec. 18, 2010
Opponent: Reggie Jackson (6-10), vs. Boston College, Mar. 10, 2011 (ACCT)

A PLAYER HAD A TRIPLE-DOUBLE:

Wake Forest: Tim Duncan (14p, 15r, 10b), vs. Maryland, Jan. 13, 1996
Opponent: Tu Holloway (14p, 14a, 10r), at Xavier, Dec. 18, 2010

A TEAM SCORED 100+ POINTS:

Wake Forest: vs. UNC Wilmington (120), Nov. 19, 2008
Opponent: at Duke (101), Feb. 22, 2009

A TEAM SCORED 100 POINTS AND LOST:

Wake Forest: vs. West Virginia (105), Mar. 19, 2005 (2OT, NCAA)
Opponent: Georgia Tech (112), Mar. 8, 2007 (2OT, ACCT)

A TEAM MADE 10+ 3-POINT FIELD GOALS:

Wake Forest: at Xavier (10-22), Dec. 18, 2010
Opponent: vs. Boston College (10-25), Mar. 10, 2011 (ACCT)

A TEAM SHOT 55 PERCENT OR BETTER FROM THE FIELD:

Wake Forest: vs. Boston College (57.4%), Feb. 9, 2010
Opponent: at Boston College (58.2%), Mar. 6, 2011

A TEAM SHOT 60 PERCENT OR BETTER FROM THE FIELD:

Wake Forest: at Duke (61.0%), Feb. 22, 2009
Opponent: vs. Virginia Tech (60.0%), Feb. 22, 2011

A TEAM SCORED 50+ POINTS IN THE FIRST HALF:

Wake Forest: vs. Boston College (50), Feb. 9, 2010
Opponent: at Duke (51), Feb. 22, 2009

A TEAM SCORED 50+ POINTS IN THE SECOND HALF:

Wake Forest: at Elon (52), Nov. 20, 2010
Opponent: vs. Florida State (53), Feb. 19, 2011

A TEAM WON BY 35+ POINTS:

Wake Forest: vs. Elon (40; 90-50), Dec. 13, 2009
Opponent: at Georgia Tech (35; 74-39), Jan. 19, 2011

A TEAM WON BY 40+ POINTS:

Wake Forest: vs. Elon (40; 90-50), Dec. 13, 2009
Opponent: at NC State (41; 130-89), Mar. 5, 1983

A TEAM WON BY 50+ POINTS:

Wake Forest: vs. John Carroll (51; 110-59), Dec. 8, 1980
Opponent: North Carolina Pre-Flight (51; 78-27), 1944-1945



2010-11 WAKE FOREST BASKETBALL SEASON IN REVIEW


DEMON DEACONS CURRENTLY IN THE NBA



AL-FAROUC AMINU

LOS ANGELES CLIPPERS
1st Season in NBA
Wake Forest 2009-10


- In his 1st season in the NBA with the L.A. Clippers.
- Selected with the 8th overall pick in the 2010 NBA Draft by the Clippers.
- Became the 4th-highest drafted Deacon ever.
- Declared for the NBA Draft after his sophomore season.



TIM DUNCAN

SAN ANTONIO SPURS
14th Season in NBA
Wake Forest 1994-97

- In his 14th season in the NBA, all of which have been with the San Antonio Spurs.
- Selected with the 1st pick in the 1997 NBA Draft by the Spurs.
- 4-time NBA Champion ('99, '03, '05, '07)
- 2-time NBA MVP ('02, '03); 1997-98 NBA Rookie of the Year



JOSH HOWARD

WASHINGTON WIZARDS
8th Season in NBA
Wake Forest 2000-03

- In his 8th season in the NBA and his 1st full season with the Washington Wizards.
- Spent his first seven seasons with the Dallas Mavericks before being traded to the Wizards mid-season in 2009-10.
- Taken with the 29th pick in the 2003 Draft by the Mavericks.



JAMES JOHNSON

TORONTO RAPTORS
2nd Season in NBA
Wake Forest 2008-09

- In his 2nd season in the NBA and his first with the Toronto Raptors after being traded there from Chicago in February.
- Selected with the 16th pick in the 2009 NBA Draft by the Chicago Bulls.
- Johnson and Teague were the first Deacons to be taken in the same draft since 1984.
- Declared for the NBA Draft after his sophomore season.



CHRIS PAUL

NEW ORLEANS HORNETS
6th Season in NBA
Wake Forest 2004-05


- In his 6th season in the NBA, all of which have been with the New Orleans Hornets.
- Selected with the 4th pick in the 2005 Draft by the Hornets.
- Won a gold medal with Team USA at the 2008 Olympics in Beijing, China.
- Declared for the NBA Draft after his sophomore season.



ISHMAEL SMITH

MEMPHIS GRIZZLIES
1st Season in NBA
Wake Forest 2007-10

- In his 1st season in the NBA after being signed as an undrafted free agent by the Houston Rockets.
- Traded to the Memphis Grizzlies on Feb. 25.
- Went undrafted during the 2010 NBA Draft but accepted an invitation to play on the Rockets' summer league team in July.
- Signed a multi-year contract with the Rockets in August of 2010; contract is guaranteed for 2010-11 season.



DARIUS SONGAILA

PHILADELPHIA 76ERS
8th Season in NBA
Wake Forest 1999-2002

- In his 8th season in the NBA and his first with the 76ers
- Spent the 2009-10 season with the New Orleans Hornets and the three previous seasons with the Washington Wizards.
- Originally drafted by the Boston Celtics in the second round of the 2002 NBA Draft.
- Won a bronze medal with the Lithuanian national team at the 2000 Olympics in Athens, Greece.



JEFF TEAGUE

ATLANTA HAWKS
2nd Season in NBA
Wake Forest 2008-09

- In his 2nd season in the NBA with the Atlanta Hawks.
- Selected with the 19th pick in the 2009 NBA Draft by the Hawks.
- Johnson and Teague were the first Deacons to be taken in the same draft since 1984.
- Declared for the NBA Draft after his sophomore season.

POINT GUARDS ON 2010-11 NBA ROSTERS

College	PGs
1. UCLA	6
2. Texas	4
3. Wake Forest	3
Arizona	3
Kentucky	3

ACC PLAYERS ON 2010-11 NBA ROSTERS

College	Players
1. Duke	13
2. North Carolina	12
3. Wake Forest	8
4. Georgia Tech	7
5. Florida State	4
Maryland	4
Miami	4
8. Boston College	2
NC State	2
10. Clemson	1
Virginia	1
12. Virginia Tech	0

DEACONS IN OTHER PROFESSIONAL LEAGUES

Randolph Childress (1990-95)

- San Severo - Italy

Taron Downey (2002-05)

- Nantes - France

Justin Gray (2003-06)

- PAOK - Greece

Jamaal Levy (2002-05)

- Lanus - Argentina

Chas McFarland (2007-10)

- Franca - Brazil
- Springfield Armor (NBDL)

Trent Strickland (2003-06)

- Antwerp - Belgium

Kyle Visser (2004-07)

- NY Phantoms - Germany

David Weaver (2006-10)

- Ilysiakos Athens - Greece

Eric Williams (2003-06)

- Pepsi Caserta - Italy

L.D. Williams (2007-10)

- Springfield Armor (NBDL)



2010-11 WAKE FOREST BASKETBALL SEASON IN REVIEW

**JEFF
BZDELIK**

Head Coach
1st Year • Illinois-Chicago, 1976



Lauded for his coaching ability on both the collegiate and the professional levels, Jeff Bzdelik is in his first season at the helm of the Wake Forest basketball program.

Bzdelik (pronounced "buzz-DELL-ick") was named the 21st head coach in Wake Forest history on April 14, 2010, bringing 32 years of coaching experience to the Demon Deacon bench.

Bzdelik has been involved in coaching college and professional basketball since 1978, including seven seasons as a college head coach and three seasons as the head coach of the NBA's Denver Nuggets.

The Mount Prospect, Illinois, native came to Wake Forest after spending three seasons as the head coach at the University of Colorado.

In his final season in Boulder, Bzdelik coached Big 12 Freshman of the Year Alec Burks, who became the first-ever Buffs player to earn the conference honor.

Prior to Colorado, Bzdelik served two seasons as the head coach at the Air Force Academy where he guided the Falcons to a 50-16 record from 2005-07. The 50 wins marked the most successful two-year period in school history.

He returned to the college game in 2005-06 after 17 seasons as a coach and scout in the NBA.

Prior to returning to the collegiate ranks, Bzdelik was the Denver Nuggets head coach for two-and-one-half seasons from 2002-05.

Bzdelik began his coaching career in 1978 as an assistant under Eddie Biedenbach at Davidson College. In 1980, he was named an assistant coach at Northwestern University where he spent six seasons under Rich Falk and was instrumental in the Wildcats' first NIT appearance in school history in 1983.

Bzdelik accepted his first head coaching position at the University of Maryland-Baltimore County in 1986. UMBC was making the transition from NCAA Division II to Division I that year.

After two seasons at UMBC, Bzdelik made the move to the professional ranks, joining the Washington Bullets as an assistant coach under Wes Unseld.

Bzdelik joined Pat Riley's New York Knicks staff for the 1994-95 season before following Riley to the Miami Heat where he would spend six seasons from 1995-2001.

Bzdelik is a 1976 graduate of the University of Illinois-Chicago, where he earned a bachelor's degree in physical education. Bzdelik earned four varsity letters in basketball at UIC, and he was named team MVP as a senior in 1975-76.

Bzdelik also spent six years in the Army National Guard during the early to mid 1970s.

Bzdelik is married to the former Nina Bernardzik, who was a standout volleyball player at UIC from 1974-76 and is a member of the Flames' Athletic Hall of Fame.

They are the parents of two children, a son Brett (21) who attends the University of Colorado and a daughter Courtney (19), a sophomore at Wake Forest.

BZDELIK'S CAREER HIGHLIGHTS AS AN NBA COACH

- Served as head coach of the Denver Nuggets for two-and-a-half seasons from 2002-05
- Named head coach of the Nuggets in August of 2002, taking the reins of the youngest team in franchise history.
- Shattered the franchise record for scoring defense by more than five points during his first season.
- The Nuggets led the NBA in turnovers forced in Bzdelik's first season at the helm.
- Engineered one of the biggest turnarounds in NBA history in his second season at the helm of the Nuggets, leading the team to the playoffs for the first time in nine seasons.
- Behind the play of rookie Carmelo Anthony, Denver went 43-39 to make the 2004 NBA Playoffs.
- The 26-game improvement by the Nuggets in 2003-04 was the sixth-best in NBA history.
- Became the first coach in NBA history to guide a team to the playoffs the year after winning less than 20 games.
- Spent 14 seasons as an assistant coach and scout in the NBA before taking over as head coach of the Nuggets.
- Made the NBA Playoffs eight times as an assistant coach and scout, including all six of his seasons with the Miami Heat.
- Coached under Wes Unseld with the Washington Bullets and under Pat Riley with the New York Knicks and the Miami Heat.
- In 2000, was recognized by USA Today as one of the NBA's top five assistant coaches.

BZDELIK'S CAREER HIGHLIGHTS AS A COLLEGE HEAD COACH

MARYLAND-BALTIMORE COUNTY (2 seasons, 1986-88)

- Led the Retrievers in their first season at the NCAA Division I level in 1986-87.
- Cited by the Sporting News as having "One of College's Biggest Turnarounds" in his first season at UMBC. In the two seasons prior to his arrival, UMBC went a combined 11-44 at the Division II level. In his two seasons at the helm, the Retrievers won a combined 25 games at the Division I level.

AIR FORCE (2 seasons, 2005-07)

- Led the Falcons to a combined record of 50-16 (.758) in his two seasons, posting the highest two-year win total in program history. Air Force won a school-record 26 games in 2006-07.
- Coached Air Force to a 24-7 record and the school's fourth-ever appearance in the NCAA Tournament in 2005-06. The Falcons led the nation in scoring defense that season.
- Led the Falcons to a top-25 ranking and to the NIT Final Four in 2006-07.
- Only head coach in Air Force history to win at least 24 games in consecutive seasons.
- Posted a record of 31-1 at home in his two seasons, going 15-0 at home during the 2005-06 campaign.

COLORADO (3 seasons, 2007-10)

- Inherited a Colorado program that had won just seven games in the season prior to his arrival and improved the team to within one game of .500 at 15-16 during his final season in Boulder.
- Coached the 2010 Big 12 Freshman of the Year in Alec Burks, who was the first ever Buffalo to win the award.
- Helped raise the team's cumulative grade point average to 2.94; a school-record three Buffaloes were named to the Academic All-Big 12 Team in 2009-10.
- Home attendance increased by 40 percent during his tenure at Colorado.

THE JEFF BZDELIK FILE

BACKGROUND

- Born — December 1, 1952
- Hometown — Mount Prospect, Illinois

FAMILY

- Wife — Nina
- Children — son Brett (21), daughter Courtney (19)

EDUCATION

- University of Illinois-Chicago — 1976
B.S. in Physical Education
- High School: Prospect HS (Mount Prospect, IL)

PLAYING HISTORY

- University of Illinois-Chicago — 1972-76
Lettered four seasons at UIC, earning team MVP honors as a senior; holds the Flames' season record for FT percentage (88.1%) and ranks among the program's all-time leading scorers.

COACHING HISTORY

- Davidson College — 1978-80 (2 seasons)
Assistant Coach
- Northwestern University — 1981-86 (6 seasons)
Assistant Coach
- Maryland-Baltimore County — 1987-88 (2 seasons)
Head Coach
- Washington Bullets — 1989-94 (6 seasons)
Assistant Coach
- New York Knicks — 1995 (1 season)
Lead Scout
- Miami Heat — 1996-2001 (6 seasons)
Assistant Coach/Director of Scouting
- Denver Nuggets — 2002 (1 season)
Scout
- Denver Nuggets — 2003-05 (3 seasons)
Head Coach
- Air Force Academy — 2006-07 (2 seasons)
Head Coach
- University of Colorado — 2008-10 (3 seasons)
Head Coach
- Wake Forest — 2011 (1st season)
Head Coach

COACHING RECORDS

- 1 Season at Wake Forest: 8-24 (1-15 ACC)
- 8 Seasons as College Head Coach: 119-129



WF 2010-11 DEMON DEACON BASKETBALL

2010-11 WAKE FOREST BASKETBALL SEASON IN REVIEW

ROSTER BREAKDOWN

BY CLASS

Seniors (2)

Gary Clark
Denmore McDermott

Juniors (5)

Brooks Godwin
Aaron Ingle
Ryan Keenan
Nikita Mescheriakov (RS)
Ty Walker

Sophomores (3)

C.J. Harris
Spencer Jennings
Ari Stewart

Freshmen (5)

Tony Chennault
Carson Desrosiers
Travis McKie
Melvin Tabb
J.T. Terrell

BY STATE

North Carolina (6)

Brooks Godwin (Winston-Salem)
C.J. Harris (Winston-Salem)
Aaron Ingle (Weaverville)
Melvin Tabb (Raleigh)
J.T. Terrell (Burlington)
Ty Walker (Wilmington)

Belarus (1)

Nikita Mescheriakov (Minsk)

Florida (1)

Gary Clark (Sarasota)

Georgia (1)

Ari Stewart (Marietta)

Pennsylvania (1)

Tony Chennault (Philadelphia)

Maryland (1)

Denmore McDermott (Baltimore)

Michigan (1)

Spencer Jennings (Midland)

New Hampshire (1)

Carson Desrosiers (Windham)

Virginia (1)

Travis McKie (Richmond)

Texas (1)

Ryan Keenan (Bellaire)

BY HEIGHT

Carson Desrosiers	7-0
Ty Walker	7-0
Nikita Mescheriakov	6-8
Melvin Tabb	6-8
Travis McKie	6-7
Ari Stewart	6-7
Brooks Godwin	6-5
Denmore McDermott	6-5
Gary Clark	6-4
Ryan Keenan	6-4
C.J. Harris	6-3
J.T. Terrell	6-3
Tony Chennault	6-2
Aaron Ingle	6-0
Spencer Jennings	6-0

NUMERICAL ROSTER

No.	Name	Pos.	Ht.	Wt.	Yr.	Hometown	Previous School
0	J.T. Terrell	G	6-3	175	Fr.	Burlington, N.C.	West Charlotte HS
1	Tony Chennault	G	6-2	195	Fr.	Philadelphia, Pa.	Neumann-Goretti HS
2	Gary Clark***	G	6-4	200	Sr.	Sarasota, Fla.	Montverde Academy
11	C.J. Harris*	G	6-3	185	So.	Winston-Salem, N.C.	Mount Tabor HS
20	Ari Stewart*	F	6-7	205	So.	Marietta, Ga.	Wheeler HS
23	Melvin Tabb	F	6-8	250	Fr.	Raleigh, N.C.	Enloe HS
25	Nikita Mescheriakov	F	6-8	215	R-Jr.	Minsk, Belarus	Georgetown University
30	Travis McKie	F	6-7	205	Fr.	Richmond, Va.	John Marshall HS
33	Carson Desrosiers	C	7-0	235	Fr.	Windham, N.H.	Central Catholic HS (Mass.)
40	Ty Walker**	C	7-0	230	Jr.	Wilmington, N.C.	New Hanover HS
41	Brooks Godwin**	F	6-5	210	Jr.	Winston-Salem, N.C.	Mount Tabor HS
42	Spencer Jennings ^	G	6-0	170	So.	Midland, Mich.	Albion College (Mich.)
43	Aaron Ingle*	G	6-0	175	Jr.	Weaverville, N.C.	Christ School
45	Ryan Keenan*	F	6-4	195	Jr.	Bellaire, Texas	Westbury Christian School
52	Denmore McDermott*	F	6-5	235	Sr.	Baltimore, Md.	St. Paul's School for Boys

ALPHABETICAL ROSTER

No.	Name	Pos.	Ht.	Wt.	Yr.	Hometown	Previous School
1	Tony Chennault	G	6-2	195	Fr.	Philadelphia, Pa.	Neumann-Goretti HS
2	Gary Clark***	G	6-4	200	Sr.	Sarasota, Fla.	Montverde Academy
33	Carson Desrosiers	C	7-0	235	Fr.	Windham, N.H.	Central Catholic (Mass.) HS
41	Brooks Godwin**	F	6-5	210	Jr.	Winston-Salem, N.C.	Mount Tabor HS
11	C.J. Harris*	G	6-3	185	So.	Winston-Salem, N.C.	Mount Tabor HS
43	Aaron Ingle*	G	6-0	175	Jr.	Weaverville, N.C.	Christ School
42	Spencer Jennings ^	G	6-0	170	So.	Midland, Mich.	Albion College (Mich.)
45	Ryan Keenan*	F	6-4	195	Jr.	Bellaire, Texas	Westbury Christian School
52	Denmore McDermott*	F	6-5	235	Sr.	Baltimore, Md.	St. Paul's School for Boys
30	Travis McKie	F	6-7	205	Fr.	Richmond, Va.	John Marshall HS
25	Nikita Mescheriakov	F	6-8	215	R-Jr.	Minsk, Belarus	Georgetown University
20	Ari Stewart*	F	6-7	205	So.	Marietta, Ga.	Wheeler HS
23	Melvin Tabb	F	6-8	250	Fr.	Raleigh, N.C.	Enloe HS
0	J.T. Terrell	G	6-3	175	Fr.	Burlington, N.C.	West Charlotte HS
40	Ty Walker**	C	7-0	230	Jr.	Wilmington, N.C.	New Hanover HS

* Denotes letters earned.

^ Per NCAA transfer rules, is not eligible to dress for games or travel with the team until the 2011-12 season.

COACHING & SUPPORT STAFF

Head Coach

Jeff Bzdelik (Univ. of Illinois-Chicago '76) / 1st season at Wake Forest

Associate Head Coach

Jeff Battle (Marshall '85) / 10th season at Wake Forest

Assistant Coach

Rusty LaRue (Wake Forest '96) / 2nd season at Wake Forest

Assistant Coach

Mark Pope (Kentucky '96) / 1st season at Wake Forest

Director of Basketball Operations

Walt Corbean (Xavier '91) / 4th season at Wake Forest

Team Videographer

Mike Lepore (Wake Forest '09) / 2nd season at Wake Forest

Assistant Coordinator of Operations

Dan Ficke (Loyola Univ. Maryland '09) / 1st season at Wake Forest

Student-Athlete Services

Jane Caldwell (UNC Greensboro) / 12th season at Wake Forest

Sports Medicine

Greg Collins (Kansas State '89) / 15th season at Wake Forest

Strength & Conditioning

Todd Hedrick (Clemson '90) / 5th season at Wake Forest

Administrative Assistant

Lynne Heffin (Mary Washington College) / 26th season at Wake Forest

Equipment

Craig Zakrzewski (Wake Forest '00) / 9th season at Wake Forest

PRONUNCIATION GUIDE

Jeff Bzdelik.....buzz-DELL-ick
 Tony Chennault.....shuh-NALT
 Walt Corbean.....cor-BEAN
 Carson Desrosiers.....duh-ROW-zures
 Aaron Ingle.....ING-uhl

Ryan Keenan.....KEEN-uhn
 Travis McKie.....rhymes with "sky"
 Nikita Mescheriakov.....muh-SHARE-uh-kov
 Ari Stewart.....AIR-ee Stewart
 J.T. Terrell.....tuh-RELL




2010-11 WAKE FOREST BASKETBALL SEASON IN REVIEW

WAKE FOREST PLAYER & COACH PHOTO ROSTER



0 **J.T. TERRELL**
Fr. / 6-3 / 175 / G
Burlington, N.C.




1 **TONY CHENNAULT**
Fr. / 6-2 / 195 / G
Philadelphia, Pa.



2 **GARY CLARK**
Sr. / 6-4 / 200 / G
Sarasota, Fla.



11 **C.J. HARRIS**
So. / 6-3 / 185 / G
Winston-Salem, N.C.



20 **ARI STEWART**
So. / 6-7 / 205 / F
Marietta, Ga.



23 **MELVIN TABB**
Fr. / 6-8 / 250 / F
Raleigh, N.C.




25 **NIKITA MESCHERIAKOV**
R-Jr. / 6-7 / 215 / F
Minsk, Belarus



30 **TRAVIS MCKIE**
Fr. / 6-7 / 205 / F
Richmond, Va.



33 **CARSON DESROSIERS**
Fr. / 7-0 / 235 / C
Windham, N.H.



40 **TY WALKER**
Jr. / 7-0 / 230 / C
Wilmington, N.C.



41 **BROOKS GODWIN**
Jr. / 6-5 / 210 / F
Winston-Salem, N.C.




42 **SPENCER JENNINGS**
So. / 6-0 / 170 / G
Midland, Mich.



43 **AARON INGLE**
Jr. / 6-0 / 175 / G
Weaverville, N.C.



45 **RYAN KEENAN**
Jr. / 6-4 / 195 / F
Bellaire, Texas



52 **DENMORE McDERMOTT**
Sr. / 6-5 / 235 / F
Baltimore, Md.



JEFF BZDELIK
Head Coach
Illinois-Chicago, 1976



JEFF BATTLE
Associate Head Coach
Marshall, 1985



RUSTY LARUE
Assistant Coach
Wake Forest, 1986



MARK POPE
Assistant Coach
Kentucky, 1996



WALT CORBEAN
Director of Basketball Operations
Xavier, 1991





2010-11 DEMON DEACON BASKETBALL

2010-11 WAKE FOREST BASKETBALL SEASON IN REVIEW

2010-11 SEASON STATISTICS - ALL GAMES

RECORD:	OVERALL	HOME	AWAY	NEUTRAL
ALL GAMES	8-24	7-12	1-11	0-1
CONFERENCE	1-15	1-7	0-8	0-0
NON-CONFERENCE	7-9	6-5	1-3	0-1

#	Player	gp-gs	min	Total			3-Point		F-Throw		Rebounds				pf	dq	a	to	blk	stl	pts	avg
				avg	fg-fga	fg%	3fg-fga	3fg%	ft-fa	ft%	off	def	tot	avg								
30	McKie, Travis	32-32	996	31.1	151-304	.497	17-56	.304	98-134	.731	80	167	247	7.7	68	1	31	63	32	29	417	13.0
00	Terrell, J.T.	32-18	769	24.0	114-305	.374	50-140	.357	78-102	.765	20	47	67	2.1	79	3	51	71	1	21	356	11.1
02	Clark, Gary	32-26	854	26.7	121-235	.515	52-94	.553	55-66	.833	13	57	70	2.2	74	0	50	55	5	30	349	10.9
11	Harris, C.J.	32-32	1037	32.4	84-219	.384	19-56	.339	141-173	.815	9	99	108	3.4	84	0	111	101	0	30	328	10.3
20	Stewart, Ari	30-16	744	24.8	93-239	.389	29-106	.274	39-47	.830	24	107	131	4.4	64	2	34	70	3	12	254	8.5
33	Desrosiers, Carson	31-22	592	19.1	48-122	.393	5-18	.278	24-34	.706	27	72	99	3.2	59	0	22	27	52	8	125	4.0
40	Walker, Ty	32-9	578	18.1	48-106	.453	0-0	.000	19-34	.559	36	76	112	3.5	38	1	14	20	79	18	115	3.6
25	Mescheriakov, Nikita	23-5	325	14.1	37-79	.468	7-21	.333	23-32	.719	16	26	42	1.8	62	1	14	34	1	13	104	4.5
01	Chennault, Tony	15-0	262	17.5	26-89	.292	2-14	.143	13-23	.565	9	29	38	2.5	39	0	29	36	0	6	67	4.5
23	Tabb, Melvin	14-0	124	8.9	8-23	.348	1-3	.333	5-13	.385	6	22	28	2.0	16	0	1	9	1	2	22	1.6
45	Keenan, Ryan	12-0	30	2.5	2-7	.286	2-5	.400	0-0	.000	2	1	3	0.3	3	0	3	2	0	0	6	0.5
43	Ingle, Aaron	16-0	45	2.8	1-2	.500	0-0	.000	1-2	.500	1	0	1	0.1	5	0	1	1	0	1	3	0.2
41	Godwin, Brooks	13-0	32	2.5	1-3	.333	0-0	.000	1-4	.250	0	4	4	0.3	2	0	0	1	0	0	3	0.2
52	McDermott, Denmore	7-0	12	1.7	1-3	.333	0-0	.000	0-2	.000	0	3	3	0.4	1	0	1	0	0	0	2	0.3
Team											42	46	88				4					
Total.....		32	6400		735-1736	.423	184-513	.359	497-666	.746	285	756	1041	32.5	594	8	362	494	174	170	2151	67.2
Opponents.....		32	6400		902-1978	.456	223-602	.370	442-641	.690	414	797	1211	37.8	587	4	506	394	96	261	2469	77.2

TEAM STATISTICS

	WF	OPP
SCORING	2151	2469
Points per game	67.2	77.2
Scoring margin	-9.9	-
FIELD GOALS-ATT	735-1736	902-1978
Field goal pct	.423	.456
3 POINT FG-ATT	184-513	223-602
3-point FG pct	.359	.370
3-pt FG made per game	5.8	7.0
FREE THROWS-ATT	497-666	442-641
Free throw pct	.746	.690
F-Throws made per game	15.5	13.8
REBOUNDS	1041	1211
Rebounds per game	32.5	37.8
Rebounding margin	-5.3	-
ASSISTS	362	506
Assists per game	11.3	15.8
TURNOVERS	494	394
Turnovers per game	15.4	12.3
Turnover margin	-3.1	-
Assist/turnover ratio	0.7	1.3
STEALS	170	261
Steals per game	5.3	8.2
BLOCKS	174	96
Blocks per game	5.4	3.0
ATTENDANCE	174781	145724
Home games-Avg/Game	19-9199	12-10195
Neutral site-Avg/Game	-	1-23381

Score by Periods

	1st	2nd	Totals
Wake Forest	986	1165	2151
Opponents	1169	1300	2469

Date	Opponent	Score	Att.
11/12/10	STETSON	L 79-89	8323
^ 11/15/10	HAMPTON	w 63-56	7570
^ 11/16/10	VCU	L 69-90	8119
& 11/20/10	at Elon	w 89-70	2380
^ 11/22/10	WINTHROP	L 74-83	3014
^ 11/23/10	MARIST	w 81-59	3418
! 11/30/10	IOWA	w 76-73	9086
12/04/10	HOLY CROSS	w 75-64	9043
& 12/12/10	at UNC Wilmington	L 69-81	2586
12/15/10	UNC GREENSBORO	w 69-67	8340
12/18/10	at Xavier	L 75-83	10250
12/21/10	PRESBYTERIAN	L 64-66	9682
12/29/10	at Richmond	L 74-90	8113
01/02/11	GONZAGA	L 63-73	11003
01/05/11	HIGH POINT	w 79-63	9108
* 01/08/11	at NC State	L 69-90	16591
* 01/12/11	MARYLAND	L 55-74	10307
* 01/15/11	at Virginia Tech	L 65-94	9847
* 01/19/11	at Georgia Tech	L 39-74	6062
* 01/22/11	DUKE	L 59-83	14107
* 01/29/11	VIRGINIA	w 76-71	11783
* 02/01/11	at Florida State	L 61-85	9729
* 02/05/11	at Maryland	L 70-91	17950
* 02/09/11	MIAMI	L 73-74	9249
* 02/13/11	NC STATE	L 55-80	12576
* 02/15/11	at North Carolina	L 64-78	20229
* 02/19/11	FLORIDA STATE	L 66-84	10932
* 02/22/11	VIRGINIA TECH	L 62-76	9482
* 02/26/11	at Clemson	L 49-63	10000
* 03/03/11	GEORGIA TECH	L 54-80	9639
* 03/06/11	at Boston College	L 68-84	8606
# 03/10/11	vs Boston College	L 67-81	23381

^ = NIT Season Tip-Off (Winston-Salem, N.C.)

& = Greensboro Coliseum (Greensboro, N.C.)

! = ACC/Big Ten Challenge

* = Conference game

= ACC Tournament (Greensboro, N.C.)





2010-11 DEMON DEACON BASKETBALL

2010-11 WAKE FOREST BASKETBALL SEASON IN REVIEW

WAKE FOREST SEASON & CAREER STATISTICS - ALL GAMES

SEASON STATISTICS											CAREER STATISTICS									
SUMMARY	gp-gs	min/g	fg%	3fg%	ft%	r/g	a/g	stl	blk	pts/g	gp-gs	min/g	fg%	3fg%	ft%	r/g	a/g	stl	blk	pts/g
McKie, Travis	32-32	31.1	.497	.304	.731	7.7	1.0	29	32	13.0	32-32	31.1	.497	.304	.731	7.7	1.0	29	32	13.0
Terrell, J.T.	32-18	24.0	.374	.357	.765	2.1	1.6	21	1	11.1	32-18	24.0	.374	.357	.765	2.1	1.6	21	1	11.1
Clark, Gary	32-26	26.7	.515	.553	.833	2.2	1.6	30	5	10.9	109-26	13.9	.451	.434	.752	1.1	0.7	68	8	5.1
Harris, C.J.	32-32	32.4	.384	.339	.815	3.4	3.5	30	0	10.3	63-53	30.2	.384	.329	.822	2.6	2.4	58	2	10.1
Stewart, Ari	30-16	24.8	.389	.274	.830	4.4	1.1	12	3	8.5	61-16	20.9	.381	.324	.757	3.8	0.7	22	5	7.9
Desrosiers, Carson	31-22	19.1	.393	.278	.706	3.2	0.7	8	52	4.0	31-22	19.1	.393	.278	.706	3.2	0.7	8	52	4.0
Walker, Ty	32-9	18.1	.453	.000	.559	3.5	0.4	18	79	3.6	50-9	13.4	.426	.000	.558	2.7	0.3	22	92	2.8
Mescheriakov, Nikita	23-5	14.1	.468	.333	.719	1.8	0.6	13	1	4.5	23-5	14.1	.468	.333	.719	1.8	0.6	13	1	4.5
Chennault, Tony	15-0	17.5	.292	.143	.565	2.5	1.9	6	0	4.5	15-0	17.5	.292	.143	.565	2.5	1.9	6	0	4.5
Tabb, Melvin	14-0	8.9	.348	.333	.385	2.0	0.1	2	1	1.6	14-0	8.9	.348	.333	.385	2.0	0.1	2	1	1.6
Keenan, Ryan	12-0	2.5	.286	.400	.000	0.3	0.3	0	0	0.5	14-0	2.3	.286	.400	.000	0.4	0.2	0	0	0.4
Ingle, Aaron	16-0	2.8	.500	.000	.500	0.1	0.1	1	0	0.2	18-0	2.7	.500	.000	.500	0.1	0.1	1	0	0.2
Godwin, Brooks	13-0	2.5	.333	.000	.250	0.3	0.0	0	0	0.2	22-0	2.1	.200	.000	.250	0.3	0.0	0	0	0.1
McDermott, Denmore	7-0	1.7	.333	.000	.000	0.4	0.1	0	0	0.3	8-0	1.6	.250	.000	.000	0.5	0.1	0	0	0.3
SCORING	fg-fga	fg%	3fg-fga	3fg%	ft-fa	ft%	pts	pts/g	fg-fga	fg%	3fg-fga	3fg%	ft-fa	ft%	pts	pts/g				
McKie, Travis	151-304	.497	17-56	.304	98-134	.731	417	13.0	151-304	.497	17-56	.304	98-134	.731	417	13.0				
Terrell, J.T.	114-305	.374	50-140	.357	78-102	.765	356	11.1	114-305	.374	50-140	.357	78-102	.765	356	11.1				
Clark, Gary	121-235	.515	52-94	.553	55-66	.833	349	10.9	198-439	.451	85-196	.434	79-105	.752	560	5.1				
Harris, C.J.	84-219	.384	19-56	.339	141-173	.815	328	10.3	166-432	.384	54-164	.329	249-303	.822	635	10.1				
Stewart, Ari	93-239	.389	29-106	.274	39-47	.830	254	8.5	178-467	.381	72-222	.324	53-70	.757	481	7.9				
Desrosiers, Carson	48-122	.393	5-18	.278	24-34	.706	125	4.0	48-122	.393	5-18	.278	24-34	.706	125	4.0				
Walker, Ty	48-106	.453	0-0	.000	19-34	.559	115	3.6	58-136	.426	0-0	.000	24-43	.558	140	2.8				
Mescheriakov, Nikita	37-79	.468	7-21	.333	23-32	.719	104	4.5	37-79	.468	7-21	.333	23-32	.719	104	4.5				
Chennault, Tony	26-89	.292	2-14	.143	13-23	.565	67	4.5	26-89	.292	2-14	.143	13-23	.565	67	4.5				
Tabb, Melvin	8-23	.348	1-3	.333	5-13	.385	22	1.6	8-23	.348	1-3	.333	5-13	.385	22	1.6				
Keenan, Ryan	2-7	.286	2-5	.400	0-0	.000	6	0.5	2-7	.286	2-5	.400	0-0	.000	6	0.4				
Ingle, Aaron	1-2	.500	0-0	.000	1-2	.500	3	0.2	1-2	.500	0-0	.000	1-2	.500	3	0.2				
Godwin, Brooks	1-3	.333	0-0	.000	1-4	.250	3	0.2	1-5	.200	0-0	.000	1-4	.250	3	0.1				
McDermott, Denmore	1-3	.333	0-0	.000	0-2	.000	2	0.3	1-4	.250	0-0	.000	0-2	.000	2	0.3				
TOTALS	o-reb	d-reb	t-reb	pf	fo	ast	to	a/to	o-reb	d-reb	t-reb	pf	fo	ast	to	a/to				
McKie, Travis	80	167	247	68	1	31	63	0.5	80	167	247	68	1	31	63	0.5				
Terrell, J.T.	20	47	67	79	3	51	71	0.7	20	47	67	79	3	51	71	0.7				
Clark, Gary	13	57	70	74	0	50	55	0.9	29	93	122	135	1	74	84	0.9				
Harris, C.J.	9	99	108	84	0	111	101	1.1	15	148	163	161	3	149	150	1.0				
Stewart, Ari	24	107	131	64	2	34	70	0.5	57	173	230	120	3	42	109	0.4				
Desrosiers, Carson	27	72	99	59	0	22	27	0.8	27	72	99	59	0	22	27	0.8				
Walker, Ty	36	76	112	38	1	14	20	0.7	45	90	135	41	1	16	24	0.7				
Mescheriakov, Nikita	16	26	42	62	1	14	34	0.4	16	26	42	62	1	14	34	0.4				
Chennault, Tony	9	29	38	39	0	29	36	0.8	9	29	38	39	0	29	36	0.8				
Tabb, Melvin	6	22	28	16	0	1	9	0.1	6	22	28	16	0	1	9	0.1				
Keenan, Ryan	2	1	3	3	0	3	2	1.5	2	3	5	3	0	3	2	1.5				
Ingle, Aaron	1	0	1	5	0	1	1	1.0	2	0	2	7	0	2	2	1.0				
Godwin, Brooks	0	4	4	2	0	0	1	0.0	1	5	6	3	0	0	1	0.0				
McDermott, Denmore	0	3	3	1	0	1	0	0.0	0	4	4	1	0	1	0	0.0				





2010-11 DEMON DEACON BASKETBALL

2010-11 WAKE FOREST BASKETBALL SEASON IN REVIEW

2010-11 SEASON STATISTICS - CONFERENCE GAMES

RECORD:	OVERALL	HOME	AWAY	NEUTRAL
ALL GAMES	1-15	1-7	0-8	0-0
CONFERENCE	1-15	1-7	0-8	0-0
NON-CONFERENCE	0-0	0-0	0-0	0-0

##	Player	gp-gs	min	avg	Total		3-Point		F-Throw		Rebounds			pf	dq	a	to	blk	stl	pts	avg	
					fg-fga	fg%	3fg-fga	3fg%	ft-fa	ft%	off	def	tot									
30	McKie, Travis	16-16	509	31.8	76-160	.475	10-29	.345	35-49	.714	43	74	117	7.3	30	0	12	31	17	15	197	12.3
11	Harris, C.J.	16-16	524	32.8	40-120	.333	11-34	.324	77-98	.786	6	43	49	3.1	45	0	47	45	0	14	168	10.5
02	Clark, Gary	16-16	419	26.2	54-113	.478	21-46	.457	27-30	.900	4	27	31	1.9	35	0	21	32	2	16	156	9.8
00	Terrell, J.T.	16-9	342	21.4	44-130	.338	19-67	.284	24-33	.727	9	16	25	1.6	36	1	25	33	0	10	131	8.2
20	Stewart, Ari	15-5	305	20.3	30-89	.337	7-36	.194	16-20	.800	5	34	39	2.6	26	0	13	28	3	0	83	5.5
33	Desrosiers, Carson	16-16	356	22.3	26-68	.382	3-12	.250	11-17	.647	15	41	56	3.5	36	0	17	10	32	4	66	4.1
01	Chennault, Tony	13-0	230	17.7	24-78	.308	2-13	.154	9-19	.474	5	27	32	2.5	34	0	23	35	0	5	59	4.5
25	Mescheriakov, Nikita	15-2	183	12.2	21-45	.467	6-12	.500	9-13	.692	7	15	22	1.5	38	1	4	18	1	8	57	3.8
40	Walker, Ty	16-0	232	14.5	23-51	.451	0-0	.000	5-7	.714	22	22	44	2.8	19	1	6	7	25	6	51	3.2
23	Tabb, Melvin	5-0	51	10.2	3-8	.375	1-2	.500	1-4	.250	2	6	8	1.6	4	0	0	4	0	1	8	1.6
45	Keenan, Ryan	8-0	23	2.9	1-4	.250	1-3	.333	0-0	.000	1	1	2	0.3	2	0	3	2	0	0	3	0.4
41	Godwin, Brooks	8-0	9	1.1	1-1	1.000	0-0	.000	1-2	.500	0	3	3	0.4	1	0	0	0	0	0	3	0.4
52	McDermott, Denmore	4-0	7	1.8	1-2	.500	0-0	.000	0-2	.000	0	3	3	0.8	1	0	0	0	0	0	2	0.5
43	Ingle, Aaron	9-0	10	1.1	0-0	.000	0-0	.000	1-2	.500	1	0	1	0.1	0	0	0	0	0	0	1	0.1
Team											21	32	53				1					
Total.....		16	3200		344-869	.396	81-254	.319	216-296	.730	141	344	485	30.3	307	3	171	246	80	79	985	61.6
Opponents.....		16	3200		457-973	.470	115-297	.387	252-358	.704	214	420	634	39.6	274	3	272	192	57	141	1281	80.1

TEAM STATISTICS	WF	OPP	Date	Opponent	Score	Att.
SCORING	985	1281	* 01/08/11	at NC State	L 69-90	16591
Points per game	61.6	80.1	* 01/12/11	MARYLAND	L 55-74	10307
Scoring margin	-18.5	-	* 01/15/11	at Virginia Tech	L 65-94	9847
FIELD GOALS-ATT	344-869	457-973	* 01/19/11	at Georgia Tech	L 39-74	6062
Field goal pct	.396	.470	* 01/22/11	DUKE	L 59-83	14107
3 POINT FG-ATT	81-254	115-297	* 01/29/11	VIRGINIA	w 76-71	11783
3-point FG pct	.319	.387	* 02/01/11	at Florida State	L 61-85	9729
3-pt FG made per game	5.1	7.2	* 02/05/11	at Maryland	L 70-91	17950
FREE THROWS-ATT	216-296	252-358	* 02/09/11	MIAMI	L 73-74	9249
Free throw pct	.730	.704	* 02/13/11	NC STATE	L 55-80	12576
F-Throws made per game	13.5	15.8	* 02/15/11	at North Carolina	L 64-78	20229
REBOUNDS	485	634	* 02/19/11	FLORIDA STATE	L 66-84	10932
Rebounds per game	30.3	39.6	* 02/22/11	VIRGINIA TECH	L 62-76	9482
Rebounding margin	-9.3	-	* 02/26/11	at Clemson	L 49-63	10000
ASSISTS	171	272	* 03/03/11	GEORGIA TECH	L 54-80	9639
Assists per game	10.7	17.0	* 03/06/11	at Boston College	L 68-84	8606
TURNOVERS	246	192	^ = NIT Season Tip-Off (Winston-Salem, N.C.)			
Turnovers per game	15.4	12.0	& = Greensboro Coliseum (Greensboro, N.C.)			
Turnover margin	-3.4	-	! = ACC/Big Ten Challenge			
Assist/turnover ratio	0.7	1.4	* = Conference game			
STEALS	79	141				
Steals per game	4.9	8.8				
BLOCKS	80	57				
Blocks per game	5.0	3.6				
ATTENDANCE	88075	99014				
Home games-Avg/Game	8-11009	8-12377				
Neutral site-Avg/Game	-	0-0				

Score by Periods	1st	2nd	Totals
Wake Forest	445	540	985
Opponents	608	673	1281





2010-11 DEMON DEACON BASKETBALL

2010-11 WAKE FOREST BASKETBALL SEASON IN REVIEW

WAKE FOREST SEASON & CAREER STATISTICS - CONFERENCE GAMES

SEASON STATISTICS											CAREER STATISTICS									
SUMMARY	gp-gs	min/g	fg%	3fg%	ft%	r/g	a/g	stl	blk	pts/g	gp-gs	min/g	fg%	3fg%	ft%	r/g	a/g	stl	blk	pts/g
McKie, Travis	16-16	31.8	.475	.345	.714	7.3	0.8	15	17	12.3	16-16	31.8	.475	.345	.714	7.3	0.8	15	17	12.3
Harris, C.J.	16-16	32.8	.333	.324	.786	3.1	2.9	14	0	10.5	32-30	30.5	.329	.313	.809	2.3	2.0	28	2	9.5
Clark, Gary	16-16	26.2	.478	.457	.900	1.9	1.3	16	2	9.8	60-16	12.9	.426	.417	.827	1.1	0.5	38	2	4.6
Terrell, J.T.	16-9	21.4	.338	.284	.727	1.6	1.6	10	0	8.2	16-9	21.4	.338	.284	.727	1.6	1.6	10	0	8.2
Stewart, Ari	15-5	20.3	.337	.194	.800	2.6	0.9	0	3	5.5	31-5	18.6	.333	.295	.700	3.0	0.6	6	4	6.0
Desrosiers, Carson	16-16	22.3	.382	.250	.647	3.5	1.1	4	32	4.1	16-16	22.3	.382	.250	.647	3.5	1.1	4	32	4.1
Chennault, Tony	13-0	17.7	.308	.154	.474	2.5	1.8	5	0	4.5	13-0	17.7	.308	.154	.474	2.5	1.8	5	0	4.5
Mescheriakov, Nikita	15-2	12.2	.467	.500	.692	1.5	0.3	8	1	3.8	15-2	12.2	.467	.500	.692	1.5	0.3	8	1	3.8
Walker, Ty	16-0	14.5	.451	.000	.714	2.8	0.4	6	25	3.2	20-0	12.3	.436	.000	.556	2.4	0.3	6	25	2.7
Tabb, Melvin	5-0	10.2	.375	.500	.250	1.6	0.0	1	0	1.6	5-0	10.2	.375	.500	.250	1.6	0.0	1	0	1.6
Keenan, Ryan	8-0	2.9	.250	.333	.000	0.3	0.4	0	0	0.4	8-0	2.9	.250	.333	.000	0.3	0.4	0	0	0.4
Godwin, Brooks	8-0	1.1	1.000	.000	.500	0.4	0.0	0	0	0.4	9-0	1.1	1.000	.000	.500	0.3	0.0	0	0	0.3
McDermott, Denmore	4-0	1.8	.500	.000	.000	0.8	0.0	0	0	0.5	4-0	1.8	.500	.000	.000	0.8	0.0	0	0	0.5
Ingle, Aaron	9-0	1.1	.000	.000	.500	0.1	0.0	0	0	0.1	9-0	1.1	.000	.000	.500	0.1	0.0	0	0	0.1
SCORING	fg-fga	fg%	3fg-fga	3fg%	ft-fta	ft%	pts	pts/g	fg-fga	fg%	3fg-fga	3fg%	ft-fta	ft%	pts	pts/g				
McKie, Travis	76-160	.475	10-29	.345	35-49	.714	197	12.3	76-160	.475	10-29	.345	35-49	.714	197	12.3				
Harris, C.J.	40-120	.333	11-34	.324	77-98	.786	168	10.5	75-228	.329	30-96	.313	123-152	.809	303	9.5				
Clark, Gary	54-113	.478	21-46	.457	27-30	.900	156	9.8	95-223	.426	45-108	.417	43-52	.827	278	4.6				
Terrell, J.T.	44-130	.338	19-67	.284	24-33	.727	131	8.2	44-130	.338	19-67	.284	24-33	.727	131	8.2				
Stewart, Ari	30-89	.337	7-36	.194	16-20	.800	83	5.5	68-204	.333	28-95	.295	21-30	.700	185	6.0				
Desrosiers, Carson	26-68	.382	3-12	.250	11-17	.647	66	4.1	26-68	.382	3-12	.250	11-17	.647	66	4.1				
Chennault, Tony	24-78	.308	2-13	.154	9-19	.474	59	4.5	24-78	.308	2-13	.154	9-19	.474	59	4.5				
Mescheriakov, Nikita	21-45	.467	6-12	.500	9-13	.692	57	3.8	21-45	.467	6-12	.500	9-13	.692	57	3.8				
Walker, Ty	23-51	.451	0-0	.000	5-7	.714	51	3.2	24-55	.436	0-0	.000	5-9	.556	53	2.7				
Tabb, Melvin	3-8	.375	1-2	.500	1-4	.250	8	1.6	3-8	.375	1-2	.500	1-4	.250	8	1.6				
Keenan, Ryan	1-4	.250	1-3	.333	0-0	.000	3	0.4	1-4	.250	1-3	.333	0-0	.000	3	0.4				
Godwin, Brooks	1-1	1.000	0-0	.000	1-2	.500	3	0.4	1-1	1.000	0-0	.000	1-2	.500	3	0.3				
McDermott, Denmore	1-2	.500	0-0	.000	0-2	.000	2	0.5	1-2	.500	0-0	.000	0-2	.000	2	0.5				
Ingle, Aaron	0-0	.000	0-0	.000	1-2	.500	1	0.1	0-0	.000	0-0	.000	1-2	.500	1	0.1				
TOTALS	o-reb	d-reb	t-reb	pf	fo	ast	to	a/to	o-reb	d-reb	t-reb	pf	fo	ast	to	a/to				
McKie, Travis	43	74	117	30	0	12	31	0.4	43	74	117	30	0	12	31	0.4				
Harris, C.J.	6	43	49	45	0	47	45	1.0	9	66	75	83	0	64	70	0.9				
Clark, Gary	4	27	31	35	0	21	32	0.7	15	48	63	69	1	31	45	0.7				
Terrell, J.T.	9	16	25	36	1	25	33	0.8	9	16	25	36	1	25	33	0.8				
Stewart, Ari	5	34	39	26	0	13	28	0.5	24	69	93	51	1	18	47	0.4				
Desrosiers, Carson	15	41	56	36	0	17	10	1.7	15	41	56	36	0	17	10	1.7				
Chennault, Tony	5	27	32	34	0	23	35	0.7	5	27	32	34	0	23	35	0.7				
Mescheriakov, Nikita	7	15	22	38	1	4	18	0.2	7	15	22	38	1	4	18	0.2				
Walker, Ty	22	22	44	19	1	6	7	0.9	24	24	48	19	1	6	9	0.7				
Tabb, Melvin	2	6	8	4	0	0	4	0.0	2	6	8	4	0	0	4	0.0				
Keenan, Ryan	1	1	2	2	0	3	2	1.5	1	1	2	2	0	3	2	1.5				
Godwin, Brooks	0	3	3	1	0	0	0	0.0	0	3	3	1	0	0	0	0.0				
McDermott, Denmore	0	3	3	1	0	0	0	0.0	0	3	3	1	0	0	0	0.0				
Ingle, Aaron	1	0	1	0	0	0	0	0.0	1	0	1	0	0	0	0	0.0				





2010-11 DEMON DEACON BASKETBALL

2010-11 WAKE FOREST BASKETBALL SEASON IN REVIEW

2010-11 POINTS-REBOUNDS-ASSISTS

Opponent	Date	Score		00	01	02	11	20	23	25
				TERRELL, JT	CHENNAULT, CLARK, GARY	HARRIS, CJ	STEWART, AR	TABB, MELVI	MESCHERIAK	
STETSON	11/12/10	79-89	L	26-3-1	6-2-3	8-2-0	9-3-5	15-10-3	DNP	DNP
HAMPTON	11/15/10	63-56	w	8-3-1	DNP	5-5-2	13-3-2	3-10-1	3-4-0	DNP
VCU	11/16/10	69-90	L	14-2-3	DNP	5-1-3	10-9-4	18-7-0	5-3-0	DNP
at Elon	11/20/10	89-70	w	7-1-2	DNP	17-3-2	11-8-8	16-9-1	0-0-0	DNP
WINTHROP	11/22/10	74-83	L	5-0-3	DNP	23-4-0	5-1-7	17-7-1	DNP	DNP
MARIST	11/23/10	81-59	w	16-3-4	DNP	12-4-3	11-3-5	14-5-0	DNP	DNP
IOWA	11/30/10	76-73	w	32-2-1	DNP	3-2-4	12-2-2	10-3-0	DNP	DNP
HOLY CROSS	12/04/10	75-64	w	6-4-1	DNP	16-3-1	16-4-3	11-7-2	DNP	DNP
at UNC Wilmington	12/12/10	69-81	L	2-1-1	DNP	20-5-0	12-1-6	15-8-1	DNP	7-4-1
UNC GREENSBORO	12/15/10	69-67	w	14-0-1	DNP	9-1-2	8-4-4	12-3-1	0-2-1	7-4-3
at Xavier	12/18/10	75-83	L	27-1-1	DNP	8-2-0	10-5-3	10-6-4	0-2-0	4-1-1
PRESBYTERIAN	12/21/10	64-66	L	11-4-0	DNP	14-2-1	10-6-4	5-3-0	6-2-0	2-0-0
at Richmond	12/29/10	74-90	L	10-6-1	DNP	14-1-2	14-5-2	12-5-5	0-3-0	5-1-1
GONZAGA	01/02/11	63-73	L	14-4-1	DNP	13-1-4	4-4-3	6-5-1	0-0-0	3-2-1
HIGH POINT	01/05/11	79-63	w	18-4-3	DNP	11-2-4	11-1-4	7-4-1	0-4-0	6-5-1
at NC State	01/08/11	69-90	L	8-0-1	DNP	13-2-1	12-1-5	12-2-0	3-2-0	7-1-0
MARYLAND	01/12/11	55-74	L	8-0-1	DNP	5-3-4	10-3-1	7-2-2	0-2-0	7-3-0
at Virginia Tech	01/15/11	65-94	L	13-2-3	DNP	16-3-0	15-3-3	4-2-0	0-3-0	0-0-0
at Georgia Tech	01/19/11	39-74	L	3-4-2	3-0-0	4-1-1	7-3-0	9-4-1	0-0-0	0-4-0
DUKE	01/22/11	59-83	L	4-1-2	2-0-1	11-2-2	11-5-3	5-6-3	5-1-0	DNP
VIRGINIA	01/29/11	76-71	w	11-1-2	0-1-1	10-1-1	15-6-7	12-4-2	DNP	0-0-0
at Florida State	02/01/11	61-85	L	7-3-2	10-3-3	16-4-1	8-3-3	7-2-1	DNP	2-1-0
at Maryland	02/05/11	70-91	L	7-2-0	6-4-3	5-4-3	17-4-2	8-1-1	DNP	0-1-0
MIAMI	02/09/11	73-74	L	10-3-4	6-4-1	9-0-0	24-1-4	DNP	DNP	0-0-0
NC STATE	02/13/11	55-80	L	7-2-1	7-1-1	3-0-0	6-5-6	4-2-0	DNP	7-0-0
at North Carolina	02/15/11	64-78	L	18-0-0	4-1-1	13-3-1	4-3-3	3-6-1	DNP	4-0-0
FLORIDA STATE	02/19/11	66-84	L	12-2-3	12-4-1	2-0-0	4-4-3	12-5-0	DNP	0-0-0
VIRGINIA TECH	02/22/11	62-76	L	7-1-1	4-4-2	13-1-2	7-0-4	0-0-1	DNP	4-3-1
at Clemson	02/26/11	49-63	L	9-2-0	2-3-1	7-3-4	7-4-2	0-0-0	DNP	11-4-1
GEORGIA TECH	03/03/11	54-80	L	4-0-2	2-3-4	15-1-1	10-3-0	0-3-0	DNP	8-4-1
at Boston College	03/06/11	68-84	L	3-2-1	1-4-4	14-3-0	11-1-1	0-0-1	DNP	7-1-1
vs Boston College	03/10/11	67-81	L	15-4-2	2-4-3	15-1-1	4-0-2	DNP	DNP	13-3-2

Opponent	Date	Score		30	33	40	41	43	45	52
				MCKIE, TRAV	DESROSIERS	WALKER, TY	GODWIN, BRO	INGLE, AARO	KEENAN, RYA	MCDERMOTT,
STETSON	11/12/10	79-89	L	10-5-2	0-1-1	5-5-1	DNP	DNP	0-0-0	DNP
HAMPTON	11/15/10	63-56	w	21-8-1	6-3-0	4-8-1	DNP	0-0-0	DNP	DNP
VCU	11/16/10	69-90	L	10-5-0	5-3-1	2-0-0	DNP	0-0-0	0-0-0	DNP
at Elon	11/20/10	89-70	w	22-15-1	4-3-0	12-8-1	0-0-0	0-0-0	DNP	DNP
WINTHROP	11/22/10	74-83	L	10-3-2	10-6-1	4-3-0	0-0-0	0-0-0	DNP	DNP
MARIST	11/23/10	81-59	w	16-11-1	7-4-0	3-5-2	0-1-0	2-0-0	0-1-0	0-0-0
IOWA	11/30/10	76-73	w	5-6-4	6-3-1	8-8-1	0-0-0	0-0-1	DNP	DNP
HOLY CROSS	12/04/10	75-64	w	18-11-1	4-3-0	4-3-1	DNP	DNP	DNP	DNP
at UNC Wilmington	12/12/10	69-81	L	8-4-0	2-2-0	3-4-0	DNP	DNP	DNP	DNP
UNC GREENSBORO	12/15/10	69-67	w	16-14-1	1-3-0	2-7-0	DNP	DNP	DNP	DNP
at Xavier	12/18/10	75-83	L	8-11-1	0-1-0	8-3-1	DNP	DNP	DNP	DNP
PRESBYTERIAN	12/21/10	64-66	L	12-9-2	4-3-0	0-2-0	DNP	DNP	DNP	DNP
at Richmond	12/29/10	74-90	L	19-7-0	DNP	0-5-0	DNP	DNP	DNP	DNP
GONZAGA	01/02/11	63-73	L	16-3-0	0-4-0	7-5-0	DNP	DNP	DNP	DNP
HIGH POINT	01/05/11	79-63	w	13-6-2	8-2-1	2-1-0	0-0-0	0-0-0	3-0-0	0-0-1
at NC State	01/08/11	69-90	L	8-4-0	6-7-1	0-1-0	DNP	DNP	DNP	DNP
MARYLAND	01/12/11	55-74	L	13-10-2	5-9-2	0-5-0	DNP	DNP	DNP	DNP
at Virginia Tech	01/15/11	65-94	L	15-4-0	2-2-2	0-0-0	DNP	DNP	DNP	DNP
at Georgia Tech	01/19/11	39-74	L	8-4-0	3-5-1	2-8-1	0-0-0	0-0-0	0-0-0	0-1-0
DUKE	01/22/11	59-83	L	12-9-0	5-4-2	4-2-0	DNP	DNP	DNP	DNP
VIRGINIA	01/29/11	76-71	w	12-10-0	5-2-0	11-1-1	DNP	DNP	DNP	DNP
at Florida State	02/01/11	61-85	L	6-6-1	2-2-0	3-4-1	0-2-0	0-0-0	0-0-0	0-0-0
at Maryland	02/05/11	70-91	L	10-7-1	11-5-3	6-2-0	DNP	DNP	DNP	DNP
MIAMI	02/09/11	73-74	L	10-7-2	5-0-1	9-5-2	DNP	DNP	DNP	DNP
NC STATE	02/13/11	55-80	L	15-7-0	6-6-1	0-1-0	DNP	0-0-0	DNP	DNP
at North Carolina	02/15/11	64-78	L	7-9-2	0-4-0	8-4-0	0-0-0	0-0-0	3-0-0	DNP
FLORIDA STATE	02/19/11	66-84	L	20-8-0	2-3-2	0-3-0	1-1-0	1-1-0	0-0-0	DNP
VIRGINIA TECH	02/22/11	62-76	L	22-9-1	1-0-0	4-1-0	0-0-0	0-0-0	0-0-0	DNP
at Clemson	02/26/11	49-63	L	5-12-3	4-3-0	4-5-0	0-0-0	0-0-0	0-0-0	DNP
GEORGIA TECH	03/03/11	54-80	L	11-5-0	2-2-0	0-1-0	0-0-0	0-0-0	0-0-1	2-1-0
at Boston College	03/06/11	68-84	L	23-6-0	7-2-2	0-1-1	2-0-0	0-0-0	0-2-2	0-1-0
vs Boston College	03/10/11	67-81	L	16-12-1	2-2-0	0-1-0	DNP	DNP	DNP	0-0-0



WF 2010-11 DEMON DEACON BASKETBALL

2010-11 WAKE FOREST BASKETBALL SEASON IN REVIEW

2010-11 SEASON SCHEDULE & RESULTS

OVERALL: 8-24 / ACC: 1-15 / HOME: 7-12 / ROAD: 1-11 / NEUTRAL: 0-1

Date	WFU Rank	OPP Rank	Opponent	W/L	Score	Record	WFU High Scorer	OPP High Scorer	High Rebounds	High Assists	Attend.
N12	--	--	STETSON	L	79-89	0-1	J.T. Terrell 26	Ridge Graham 21	Ari Stewart 10	C.J. Harris 5	8,323
N15	--	--	HAMPTON %	W	63-56	1-1	Travis McKie 21	Darrion Pellum 15	Ari Stewart 10	Gary Clark 2 C.J. Harris 2	7,570
N16	--	--	VCU %	L	69-90	1-2	Ari Stewart 18	Bradford Burgess 25	C.J. Harris 9	C.J. Harris 4	8,119
N20	--	--	at Elon ^	W	89-70	2-2	Travis McKie 22	Chris Long 17	Travis McKie 15	C.J. Harris 8	2,380
N22	--	--	WINTHROP %	L	74-83	2-3	Gary Clark 23	Robbie Dreher 20	Ari Stewart 7	C.J. Harris 7	3,014
N23	--	--	MARIST %	W	81-59	3-3	Travis McKie 16 J.T. Terrell 16	Anell Alexis 10	Travis McKie 11	C.J. Harris 5	3,418
N30	--	--	IOWA &	W	76-73	4-3	J.T. Terrell 32	Eric May 17	Ty Walker 8	Gary Clark 4 Travis McKie 4	9,086
D4	--	--	HOLY CROSS	W	75-64	5-3	Travis McKie 18	Devin Brown 16 Andrew Keister 16	Travis McKie 11	C.J. Harris 3	9,043
D12	--	--	at UNC Wilmington ^	L	69-81	5-4	Gary Clark 20	Tanner Milson 18 Chad Tomko 18	Ari Stewart 8	C.J. Harris 6	2,586
D15	--	--	UNC GREENSBORO	W	69-67	6-4	Travis McKie 16	Kyle Randall 15	Travis McKie 14	C.J. Harris 4	8,340
D18	--	--	at Xavier	L	75-83	6-5	J.T. Terrell 27	Kenny Frease 22	Travis McKie 11	Ari Stewart 4	10,250
D21	--	--	PRESBYTERIAN	L	64-66	6-6	Gary Clark 14	Al'Lonzo Coleman 20	Travis McKie 9	C.J. Harris 4	9,682
D29	--	--	at Richmond	L	74-90	6-7	Travis McKie 19	Kevin Anderson 23	Travis McKie 7	Ari Stewart 5	8,113
J2	--	rv/rv	GONZAGA	L	63-73	6-8	Travis McKie 16	Steven Gray 18	Ari Stewart 5 Ty Walker 5	Gary Clark 4	11,003
J5	--	--	HIGH POINT	W	79-63	7-8	J.T. Terrell 18	Nick Barbour 12	Travis McKie 6	Gary Clark 4 C.J. Harris 4	9,108
J8	--	--	at NC State*	L	69-90	7-9, 0-1	Gary Clark 13	Tracy Smith 23	Carson Desrosiers 7	C.J. Harris 5	16,591
J12	--	--	MARYLAND*	L	55-74	7-10, 0-2	Travis McKie 13	Cliff Tucker 21	Travis McKie 10	Gary Clark 4	10,307
J15	--	--	at Virginia Tech*	L	65-94	7-11, 0-3	Gary Clark 16	Manny Atkins 16	Travis McKie 4	C.J. Harris 3 J.T. Terrell 3	9,847
J19	--	--	at Georgia Tech*	L	39-74	7-12, 0-4	Ari Stewart 9	Glen Rice Jr. 21	Ty Walker 8	J.T. Terrell 2	6,062
J22	--	4/5	DUKE*	L	59-83	7-13, 0-5	Travis McKie 12	Kyle Singler 24	Travis McKie 9	C.J. Harris 3 Ari Stewart 3	14,107
J29	--	--	VIRGINIA*	W	76-71	8-13, 1-5	C.J. Harris 15	Assane Sene 15	Travis McKie 10	C.J. Harris 7	11,783
F1	--	rv/rv	at Florida State*	L	61-85	8-14, 1-6	Gary Clark 16	Deividas Dulkys 16	Travis McKie 6	Tony Chennault 3 C.J. Harris 3	9,729
F5	--	--	at Maryland*	L	70-91	8-15, 1-7	C.J. Harris 17	Jordan Williams 27	Travis McKie 7	Tony Chennault 3 Gary Clark 3 Carson Desrosiers 3	17,950
F9	--	--	MIAMI*	L	73-74	8-16, 1-8	C.J. Harris 24	Reggie Johnson 25	Travis McKie 7	C.J. Harris 4 J.T. Terrell 4	9,249
F13	--	--	NC STATE*	L	55-80	8-17, 1-9	Travis McKie 15	Tracy Smith 20	Travis McKie 7	C.J. Harris 6	12,576
F15	--	19/19	at North Carolina*	L	64-78	8-18, 1-10	J.T. Terrell 18	Tyler Zeller 18	Travis McKie 9	C.J. Harris 3	20,229
F19	--	rv/rv	FLORIDA STATE*	L	66-84	8-19, 1-11	Travis McKie 20	Bernard James 15	Travis McKie 8	C.J. Harris 3 J.T. Terrell 3	10,932
F22	--	--	VIRGINIA TECH*	L	62-76	8-20, 1-12	Travis McKie 22	Jeff Allen 17 Malcolm Delaney 17 Jarell Eddie 17	Travis McKie 9	C.J. Harris 4	9,482
F26	--	--	at Clemson*	L	49-63	8-21, 1-13	N. Mescheriakov 11	Jerai Grant 14 Demontez Stitt 14	Travis McKie 12	Gary Clark 4	10,000
M3	--	--	GEORGIA TECH*	L	54-80	8-22, 1-14	Gary Clark 15	Iman Shumpert 24	Travis McKie 5	Tony Chennault 4	9,639
M6	--	--	at Boston College*	L	68-84	8-23, 1-15	Travis McKie 23	Corey Raji 21	Travis McKie 6	Tony Chennault 4	8,606
M10	--	--/rv	vs. Boston College #	L	67-81	8-24, 1-15	Travis McKie 16	Reggie Jackson 27	Travis McKie 12	Tony Chennault 3	23,381

CAPS - home game

* - ACC game

^ - at Greensboro Coliseum (Greensboro, N.C.)

% - NIT Season Tip-Off (Winston-Salem, N.C.)

& - ACC/Big Ten Challenge

- ACC Tournament at Greensboro, N.C. (Greensboro Coliseum)

Rank = Associated Press / Coaches (For teams played, ranking is at time of game; For future opponents, ranking is current.)

All times listed are Eastern Standard Time.



WF 2010-11 DEMON DEACON BASKETBALL

2010-11 WAKE FOREST BASKETBALL SEASON IN REVIEW

SEASON STATISTICS BREAKDOWN

HOME GAMES W-L: 7-12 / ACC: 1-7

#	Player	GP	GS	Min	Avg	FG	FGA	Pct	3FG	FGA	Pct	FT	FTA	Pct	Off	Def	Tot	Avg	PF	FO	A	TO	Blk	Stl	Pts	Avg
30	McKie, Travis	19	19	581	30.6	89	177	.503	9	32	.281	75	103	.728	47	99	146	7.7	47	1	21	37	20	21	262	13.8
00	Terrell, J.T.	19	11	499	26.3	71	191	.372	28	82	.341	57	70	.814	12	27	39	2.1	41	1	35	45	1	15	227	11.9
11	Harris, C.J.	19	19	606	31.9	46	112	.411	13	33	.394	91	107	.850	2	65	67	3.5	50	0	71	61	0	17	196	10.3
02	Clark, Gary	19	15	510	26.8	63	133	.474	27	52	.519	34	42	.810	8	27	35	1.8	43	0	34	31	2	16	187	9.8
20	Stewart, Ari	18	10	461	25.6	57	146	.390	16	65	.246	28	33	.848	11	75	86	4.8	38	2	18	42	1	9	158	8.8
33	Desrosiers, Carson	19	11	344	18.1	29	74	.392	4	10	.400	20	28	.714	17	44	61	3.2	37	0	13	20	32	4	82	4.3
40	Walker, Ty	19	8	372	19.6	29	63	.460	0	0	.000	11	19	.579	16	50	66	3.5	23	1	9	14	53	12	69	3.6
25	Mescheriakov, Nikita	11	2	148	13.5	14	29	.483	3	10	.300	13	19	.684	8	13	21	1.9	28	0	7	16	1	8	44	4.0
01	Chennault, Tony	8	0	125	15.6	14	47	.298	1	8	.125	10	14	.714	6	13	19	2.4	23	0	14	16	0	3	39	4.9
23	Tabb, Melvin	8	0	81	10.1	7	18	.389	0	1	.000	5	13	.385	5	13	18	2.3	10	0	1	6	0	2	19	2.4
43	Ingle, Aaron	10	0	33	3.3	1	1	1.000	0	0	.000	1	2	.500	1	0	1	0.1	3	0	1	0	0	0	3	0.3
45	Keenan, Ryan	7	0	12	1.7	1	4	.250	1	3	.333	0	0	.000	1	0	1	0.1	1	0	1	1	0	0	3	0.4
52	McDermott, Denmore	3	0	7	2.3	1	2	.500	0	0	.000	0	0	.000	0	1	1	0.3	0	0	1	0	0	0	2	0.7
41	Godwin, Brooks	7	0	21	3.0	0	2	.000	0	0	.000	1	4	.250	0	2	2	0.3	1	0	0	1	0	0	1	0.1
TM	TEAM.....														26	25	51	2.7	0			1			0	
	Total.....	19				422	999	.422	102	296	.345	346	454	.762	160	454	614	32.3	345	5	226	291	110	107	1292	68.0
	Opponents.....	19				508	1142	.445	113	325	.348	276	402	.687	242	469	711	37.4	380	4	264	250	47	160	1405	73.9

SCORE BY PERIODS:	1ST	2ND	OT	TOTAL
Wake Forest	613	679	--	1292
Opponents	655	750	--	1405

ROAD GAMES W-L: 1-11 / ACC: 0-8

#	Player	GP	GS	Min	Avg	FG	FGA	Pct	3FG	FGA	Pct	FT	FTA	Pct	Off	Def	Tot	Avg	PF	FO	A	TO	Blk	Stl	Pts	Avg
02	Clark, Gary	12	10	311	25.9	52	91	.571	22	37	.595	21	24	.875	5	29	34	2.8	28	0	15	23	3	12	147	12.3
30	McKie, Travis	12	12	379	31.6	55	117	.470	8	23	.348	21	26	.808	30	59	89	7.4	20	0	9	26	11	7	139	11.6
11	Harris, C.J.	12	12	397	33.1	37	100	.370	6	22	.273	48	64	.750	7	34	41	3.4	32	0	38	38	0	12	128	10.7
00	Terrell, J.T.	12	6	238	19.8	38	102	.373	20	54	.370	18	28	.643	7	17	24	2.0	35	2	14	25	0	5	114	9.5
20	Stewart, Ari	12	6	283	23.6	36	93	.387	13	41	.317	11	14	.786	13	32	45	3.8	26	0	16	28	2	3	96	8.0
25	Mescheriakov, Nikita	11	3	153	13.9	17	38	.447	4	7	.571	9	12	.750	8	10	18	1.6	30	1	5	17	0	4	47	4.3
40	Walker, Ty	12	1	200	16.7	19	43	.442	0	0	.000	8	13	.615	19	26	45	3.8	13	0	5	6	25	6	46	3.8
33	Desrosiers, Carson	11	10	233	21.2	18	46	.391	1	8	.125	4	6	.667	9	27	36	3.3	19	0	9	5	19	3	41	3.7
01	Chennault, Tony	6	0	118	19.7	11	35	.314	1	5	.200	3	9	.333	0	15	15	2.5	13	0	12	20	0	2	26	4.3
23	Tabb, Melvin	6	0	43	7.2	1	5	.200	1	2	.500	0	0	.000	1	9	10	1.7	6	0	0	3	1	0	3	0.5
45	Keenan, Ryan	5	0	18	3.6	1	3	.333	1	2	.500	0	0	.000	1	1	2	0.4	2	0	2	1	0	0	3	0.6
41	Godwin, Brooks	6	0	11	1.8	1	1	1.000	0	0	.000	0	0	.000	0	2	2	0.3	1	0	0	0	0	0	2	0.3
43	Ingle, Aaron	6	0	12	2.0	0	1	.000	0	0	.000	0	0	.000	0	0	0	0.0	2	0	0	1	0	1	0	0.0
52	McDermott, Denmore	3	0	4	1.3	0	0	.000	0	0	.000	0	2	.000	0	2	2	0.7	1	0	0	0	0	0	0	0.0
TM	TEAM.....														14	21	35	2.9	0			3			0	
	Total.....	12				286	675	.424	77	201	.383	143	198	.722	114	284	398	33.2	228	3	125	196	61	55	792	66.0
	Opponents.....	12				365	782	.467	100	252	.397	153	219	.699	161	301	462	38.5	192	0	225	132	48	100	983	81.9

SCORE BY PERIODS:	1ST	2ND	OT	TOTAL
Wake Forest	342	450	--	792
Opponents	467	516	--	983

POSTSEASON / NEUTRAL SITE GAMES W-L: 0-1

#	Player	GP	GS	Min	Avg	FG	FGA	Pct	3FG	FGA	Pct	FT	FTA	Pct	Off	Def	Tot	Avg	PF	FO	A	TO	Blk	Stl	Pts	Avg
30	McKie, Travis	1	1	36	36.0	7	10	.700	0	1	.000	2	5	.400	3	9	12	12.0	1	0	1	0	1	1	16	16.0
02	Clark, Gary	1	1	33	33.0	6	11	.545	3	5	.600	0	0	.000	0	1	1	1.0	3	0	1	1	0	2	15	15.0
00	Terrell, J.T.	1	1	32	32.0	5	12	.417	2	4	.500	3	4	.750	1	3	4	4.0	3	0	2	1	0	1	15	15.0
25	Mescheriakov, Nikita	1	0	24	24.0	6	12	.500	0	4	.000	1	1	1.000	0	3	3	3.0	4	0	2	1	0	1	13	13.0
11	Harris, C.J.	1	1	34	34.0	1	7	.143	0	1	.000	2	2	1.000	0	0	0	0.0	2	0	2	2	0	1	4	4.0
01	Chennault, Tony	1	0	19	19.0	1	7	.143	0	1	.000	0	0	.000	3	1	4	4.0	3	0	3	0	0	1	2	2.0
33	Desrosiers, Carson	1	1	15	15.0	1	2	.500	0	0	.000	0	0	.000	1	1	2	2.0	3	0	0	2	1	1	2	2.0
40	Walker, Ty	1	0	6	6.0	0	0	.000	0	0	.000	0	2	.000	1	0	1	1.0	2	0	0	0	1	0	0	0.0
52	McDermott, Denmore	1	0	1	1.0	0	1	.000	0	0	.000	0	0	.000	0	0	0	0.0	0	0	0	0	0	0	0	0.0
TM	TEAM.....														2	0	2	2.0	0			0			0	
	Total.....	1				27	62	.435	5	16	.313	8	14	.571	11	18	29	29.0	21	0	11	7	3	8	67	67.0
	Opponents.....	1				29	54	.537	10	25	.400	13	20	.650	11	27	38	38.0	15	0	17	12	1	1	81	81.0

SCORE BY PERIODS:	1ST	2ND	OT	TOTAL
Wake Forest	31	36	--	67
Opponents	47	34	--	81



WF 2010-11 DEMON DEACON BASKETBALL

2010-11 WAKE FOREST BASKETBALL SEASON IN REVIEW

SEASON STATISTICS BREAKDOWN

GAMES WON (8) HOME: 7 / ROAD: 1

#	Player	GP	GS	Min	Avg	FG	FGA	Pct	3FG	FGA	Pct	FT	FTA	Pct	Off	Def	Tot	Avg	PF	FO	A	TO	Blk	Stl	Pts	Avg
30	McKie, Travis	8	8	240	30.0	42	70	.600	4	12	.333	35	46	.761	16	65	81	10.1	22	0	11	19	13	11	123	15.4
00	Terrell, J.T.	8	4	206	25.8	36	81	.444	17	37	.459	23	29	.793	4	14	18	2.3	22	1	15	24	0	6	112	14.0
11	Harris, C.J.	8	8	246	30.8	24	46	.522	7	11	.636	42	48	.875	0	31	31	3.9	18	0	35	22	0	8	97	12.1
20	Stewart, Ari	8	6	214	26.8	29	69	.420	8	29	.276	19	24	.792	7	38	45	5.6	26	2	8	19	0	5	85	10.6
02	Clark, Gary	8	5	218	27.3	25	53	.472	11	21	.524	22	27	.815	6	15	21	2.6	19	0	19	9	2	7	83	10.4
40	Walker, Ty	8	4	201	25.1	18	32	.563	0	0	.000	10	18	.556	10	31	41	5.1	10	0	7	9	32	8	46	5.8
33	Desrosiers, Carson	8	4	134	16.8	17	39	.436	2	5	.400	5	7	.714	5	18	23	2.9	11	0	2	7	10	3	41	5.1
25	Mescheriakov, Nikita	3	1	45	15.0	5	9	.556	0	1	.000	3	6	.500	6	3	9	3.0	6	0	4	8	0	2	13	4.3
23	Tabb, Melvin	4	0	28	7.0	1	7	.143	0	1	.000	1	2	.500	2	8	10	2.5	4	0	1	3	0	0	3	0.8
45	Keenan, Ryan	2	0	5	2.5	1	3	.333	1	2	.500	0	0	.000	1	0	1	0.5	1	0	0	0	0	0	3	1.5
43	Ingle, Aaron	5	0	31	6.2	1	2	.500	0	0	.000	0	0	.000	0	0	0	0.0	5	0	1	1	0	1	2	0.4
41	Godwin, Brooks	4	0	21	5.3	0	2	.000	0	0	.000	0	2	.000	0	1	1	0.3	1	0	0	1	0	0	0	0.0
01	Chennault, Tony	1	0	7	7.0	0	4	.000	0	1	.000	0	0	.000	1	0	1	1.0	1	0	1	1	0	0	0	0.0
52	McDermott, Denmore	2	0	4	2.0	0	0	.000	0	0	.000	0	0	.000	0	0	0	0.0	0	0	1	0	0	0	0	0.0
TM	TEAM.....														7	11	18	2.3	0			1			0	
	Total.....	8				199	417	.477	50	120	.417	160	209	.766	65	235	300	37.5	146	3	105	124	57	51	608	76.0
	Opponents.....	8				198	497	.398	43	150	.287	84	147	.571	101	174	275	34.4	170	0	88	109	14	62	523	65.4

SCORE BY PERIODS:

	1ST	2ND	OT	TOTAL
Wake Forest	277	331	--	608
Opponents	236	287	--	523

GAMES LOST (24) HOME: 12 / ROAD: 11 / NEUTRAL: 1

#	Player	GP	GS	Min	Avg	FG	FGA	Pct	3FG	FGA	Pct	FT	FTA	Pct	Off	Def	Tot	Avg	PF	FO	A	TO	Blk	Stl	Pts	Avg
30	McKie, Travis	24	24	756	31.5	109	234	.466	13	44	.295	63	88	.716	64	102	166	6.9	46	1	20	44	19	18	294	12.3
02	Clark, Gary	24	21	636	26.5	96	182	.527	41	73	.562	33	39	.846	7	42	49	2.0	55	0	31	46	3	23	266	11.1
00	Terrell, J.T.	24	14	563	23.5	78	224	.348	33	103	.320	55	73	.753	16	33	49	2.0	57	2	36	47	1	15	244	10.2
11	Harris, C.J.	24	24	791	33.0	60	173	.347	12	45	.267	99	125	.792	9	68	77	3.2	66	0	76	79	0	22	231	9.6
20	Stewart, Ari	22	10	530	24.1	64	170	.376	21	77	.273	20	23	.870	17	69	86	3.9	38	0	26	51	3	7	169	7.7
25	Mescheriakov, Nikita	20	4	280	14.0	32	70	.457	7	20	.350	20	26	.769	10	23	33	1.7	56	1	10	26	1	11	91	4.6
33	Desrosiers, Carson	23	18	458	19.9	31	83	.373	3	13	.231	19	27	.704	22	54	76	3.3	48	0	20	20	42	5	84	3.7
40	Walker, Ty	24	5	377	15.7	30	74	.405	0	0	.000	9	16	.563	26	45	71	3.0	28	1	7	11	47	10	69	2.9
01	Chennault, Tony	14	0	255	18.2	26	85	.306	2	13	.154	13	23	.565	8	29	37	2.6	38	0	28	35	0	6	67	4.8
23	Tabb, Melvin	10	0	96	9.6	7	16	.438	1	2	.500	4	11	.364	4	14	18	1.8	12	0	0	6	1	2	19	1.9
45	Keenan, Ryan	10	0	25	2.5	1	4	.250	1	3	.333	0	0	.000	1	1	2	0.2	2	0	3	2	0	0	3	0.3
41	Godwin, Brooks	9	0	11	1.2	1	1	1.000	0	0	.000	1	2	.500	0	3	3	0.3	1	0	0	0	0	0	3	0.3
52	McDermott, Denmore	5	0	8	1.6	1	3	.333	0	0	.000	0	2	.000	0	3	3	0.6	1	0	0	0	0	0	2	0.4
43	Ingle, Aaron	11	0	14	1.3	0	0	.000	0	0	.000	1	2	.500	1	0	1	0.1	0	0	0	0	0	0	1	0.1
TM	TEAM.....														35	35	70	2.9	0			3			0	
	Total.....	24				536	1319	.406	134	393	.341	337	457	.737	220	521	741	30.9	448	5	257	370	117	119	1543	64.3
	Opponents.....	24				704	1481	.475	180	452	.398	358	494	.725	313	623	936	39.0	417	4	418	285	82	199	1946	81.1

SCORE BY PERIODS:

	1ST	2ND	OT	TOTAL
Wake Forest	709	834	--	1543
Opponents	933	1013	--	1946

WHEN STARTING THE GAME

#	Player	GP	GS	Min	Avg	FG	FGA	Pct	3FG	FGA	Pct	FT	FTA	Pct	Off	Def	Tot	Avg	PF	FO	A	TO	Blk	Stl	Pts	Avg
30	McKie, Travis	32	32	996	31.1	151	304	.497	17	56	.304	98	134	.731	80	167	247	7.7	68	1	31	63	32	29	417	13.0
11	Harris, C.J.	32	32	1037	32.4	84	219	.384	19	56	.339	141	173	.815	9	99	108	3.4	84	0	111	101	0	30	328	10.3
02	Clark, Gary	26	26	693	26.7	94	192	.490	37	74	.500	44	54	.815	9	42	51	2.0	61	0	38	50	3	26	269	10.3
00	Terrell, J.T.	18	18	456	25.3	59	165	.358	29	81	.358	51	67	.761	12	23	35	1.9	49	3	32	52	1	14	198	11.0
20	Stewart, Ari	16	16	460	28.8	67	154	.435	23	64	.359	18	21	.857	19	59	78	4.9	36	2	19	35	0	10	175	10.9
33	Desrosiers, Carson	22	22	451	20.5	33	87	.379	3	15	.200	12	20	.600	17	54	71	3.2	48	0	18	14	40	7	81	3.7
40	Walker, Ty	9	9	205	22.8	13	35	.371	0	0	.000	7	10	.700	6	32	38	4.2	10	0	6	9	36	6	33	3.7
25	Mescheriakov, Nikita	5	5	80	16.0	7	19	.368	1	1	1.000	8	10	.800	3	6	9	1.8	15	0	5	14	0	3	23	4.6
	Total.....	32				508	1175	.432	129	347	.372	379	489	.775	155	482	637	19.9	371	6	260	338	112	125	1524	47.6
	Opponents.....	32				670	1413	.474	159	394	.404	323	454	.711	227	524	751	23.5	365	3	357	280	61	180	1822	56.9

WHEN COMING OFF THE BENCH

#	Player	GP	GS	Min	Avg	FG	FGA	Pct	3FG	FGA	Pct	FT	FTA	Pct	Off	Def	Tot	Avg	PF	FO	A	TO	Blk	Stl	Pts	Avg
00	Terrell, J.T.	14	0	313	22.4	55	140	.393	21	59	.356	27	35	.771	8	24	32	2.3	30	0	19	19	0	7	158	11.3
40	Walker, Ty	23	0	373	16.2	35	71	.493	0	0	.000	12	24	.500	30	44	74	3.2	28	1	8	11	43	12	82	3.6
25	Mescheriakov, Nikita	18	0	245	13.6	30	60	.500	6	20	.300	15	22	.682	13	20	33	1.8	47	1	9	20	1	10	81	4.5
02	Clark, Gary	6	0	161	26.8	27	43																			

WF 2010-11 DEMON DEACON BASKETBALL

2010-11 WAKE FOREST BASKETBALL SEASON IN REVIEW

SEASON STATISTICS BREAKDOWN

FIRST HALF ONLY

#	Player	GP	GS	Min	Avg	FG	FGA	Pct	3FG	FGA	Pct	FT	FTA	Pct	Off	Def	Tot	Avg	PF	FO	A	TO	Blk	Stl	Pts	Avg
30	McKie, Travis	32	32	491	15.3	70	158	.443	12	36	.333	35	41	.854	35	92	127	4.0	28	0	20	29	13	17	187	5.8
11	Harris, C.J.	32	32	520	16.3	43	113	.381	8	25	.320	74	90	.822	2	52	54	1.7	33	0	59	57	0	16	168	5.3
00	Terrell, J.T.	32	18	392	12.3	51	144	.354	18	61	.295	42	50	.840	10	31	41	1.3	37	0	22	42	1	9	162	5.1
02	Clark, Gary	32	26	440	13.8	58	120	.483	25	50	.500	15	20	.750	6	33	39	1.2	32	0	22	28	2	13	156	4.9
20	Stewart, Ari	30	16	380	12.7	43	116	.371	16	48	.333	17	20	.850	12	57	69	2.3	27	0	15	40	2	7	119	4.0
33	Desrosiers, Carson	31	22	330	10.6	28	57	.491	3	10	.300	10	14	.714	14	44	58	1.9	34	0	12	18	26	6	69	2.2
40	Walker, Ty	32	9	305	9.5	23	61	.377	0	0	.000	9	18	.500	18	49	67	2.1	20	0	6	13	42	7	55	1.7
25	Mescheriakov, Nikita	23	5	138	6.0	15	36	.417	3	8	.375	9	11	.818	5	8	13	0.6	26	0	3	15	1	5	42	1.8
01	Chennault, Tony	15	0	115	7.7	8	36	.222	0	5	.000	3	9	.333	2	12	14	0.9	19	0	7	21	0	5	19	1.3
23	Tabb, Melvin	14	0	56	4.0	2	11	.182	0	2	.000	5	10	.500	2	11	13	0.9	7	0	1	4	0	2	9	0.6
43	Ingle, Aaron	16	0	18	1.1	0	1	.000	0	0	.000	0	0	.000	0	0	0	0.0	4	0	1	0	0	1	0	0.0
41	Godwin, Brooks	13	0	13	1.0	0	0	.000	0	0	.000	0	0	.000	0	0	0	0.0	0	0	0	0	0	0	0	0.0
45	Keenan, Ryan	12	0	2	0.2	0	2	.000	0	1	.000	0	0	.000	1	0	1	0.1	0	0	0	0	0	0	0	0.0
52	McDermott, Denmore	7	0	0	0.0	0	0	.000	0	0	.000	0	0	.000	0	0	0	0.0	0	0	0	0	0	0	0	0.0
TM	TEAM.....														20	21	41	1.3	0			4			0	
	Total.....	32				341	855	.399	85	246	.346	219	283	.774	127	410	537	16.8	267	0	168	271	87	88	986	30.8
	Opponents.....	32				430	1001	.430	129	337	.383	180	264	.682	199	416	615	19.2	279	0	267	211	50	126	1169	36.5

SECOND HALF ONLY

#	Player	GP	GS	Min	Avg	FG	FGA	Pct	3FG	FGA	Pct	FT	FTA	Pct	Off	Def	Tot	Avg	PF	FO	A	TO	Blk	Stl	Pts	Avg
30	McKie, Travis	32	32	505	15.8	81	146	.555	5	20	.250	63	93	.677	45	75	120	3.8	40	0	11	34	19	12	230	7.2
00	Terrell, J.T.	32	18	377	11.8	63	161	.391	32	79	.405	36	52	.692	10	16	26	0.8	42	0	29	29	0	12	194	6.1
02	Clark, Gary	32	26	414	12.9	63	115	.548	27	44	.614	40	46	.870	7	24	31	1.0	42	0	28	27	3	17	193	6.0
11	Harris, C.J.	32	32	517	16.2	41	106	.387	11	31	.355	67	83	.807	7	47	54	1.7	51	0	52	44	0	14	160	5.0
20	Stewart, Ari	30	16	364	12.1	50	123	.407	13	58	.224	22	27	.815	12	50	62	2.1	37	0	19	30	1	5	135	4.5
25	Mescheriakov, Nikita	23	5	187	8.1	22	43	.512	4	13	.308	14	21	.667	11	18	29	1.3	36	0	11	19	0	8	62	2.7
40	Walker, Ty	32	9	273	8.5	25	45	.556	0	0	.000	10	16	.625	18	27	45	1.4	18	0	8	7	37	11	60	1.9
33	Desrosiers, Carson	31	22	262	8.5	20	65	.308	2	8	.250	14	20	.700	13	28	41	1.3	25	0	10	9	26	2	56	1.8
01	Chennault, Tony	15	0	147	9.8	18	53	.340	2	9	.222	10	14	.714	7	17	24	1.6	20	0	22	15	0	1	48	3.2
23	Tabb, Melvin	14	0	68	4.9	6	12	.500	1	1	1.000	0	3	.000	4	11	15	1.1	9	0	0	5	1	0	13	0.9
45	Keenan, Ryan	12	0	28	2.3	2	5	.400	2	4	.500	0	0	.000	1	1	2	0.2	3	0	3	2	0	0	6	0.5
43	Ingle, Aaron	16	0	27	1.7	1	1	1.000	0	0	.000	1	2	.500	1	0	1	0.1	1	0	0	1	0	0	3	0.2
41	Godwin, Brooks	13	0	19	1.5	1	3	.333	0	0	.000	1	4	.250	0	4	4	0.3	2	0	0	1	0	0	3	0.2
52	McDermott, Denmore	7	0	12	1.7	1	3	.333	0	0	.000	0	2	.000	0	3	3	0.4	1	0	1	0	0	0	2	0.3
TM	TEAM.....														22	25	47	1.5	0			0			0	
	Total.....	32				394	881	.447	99	267	.371	278	383	.726	158	346	504	15.8	327	0	194	223	87	82	1165	36.4
	Opponents.....	32				472	977	.483	94	265	.355	262	377	.695	215	381	596	18.6	308	0	239	183	46	135	1300	40.6

NIT SEASON TIP-OFF GAMES W-L: 2-2

#	Player	GP	GS	Min	Avg	FG	FGA	Pct	3FG	FGA	Pct	FT	FTA	Pct	Off	Def	Tot	Avg	PF	FO	A	TO	Blk	Stl	Pts	Avg
30	McKie, Travis	4	4	117	29.3	17	35	.486	2	7	.286	21	32	.656	6	21	27	6.8	11	0	4	10	4	5	57	14.3
20	Stewart, Ari	4	3	110	27.5	19	39	.487	9	21	.429	5	6	.833	4	25	29	7.3	13	1	2	11	0	3	52	13.0
02	Clark, Gary	4	1	106	26.5	13	26	.500	8	11	.727	11	12	.917	3	11	14	3.5	10	0	8	3	1	1	45	11.3
00	Terrell, J.T.	4	4	115	28.8	10	34	.294	5	16	.313	18	23	.783	3	5	8	2.0	8	0	11	14	0	6	43	10.8
11	Harris, C.J.	4	4	120	30.0	9	23	.391	4	7	.571	17	23	.739	0	16	16	4.0	8	0	18	20	0	5	39	9.8
33	Desrosiers, Carson	4	0	76	19.0	9	19	.474	2	2	1.000	8	8	1.000	5	11	16	4.0	7	0	2	4	8	1	28	7.0
40	Walker, Ty	4	4	91	22.8	5	18	.278	0	0	.000	3	5	.600	3	13	16	4.0	5	0	3	3	20	3	13	3.3
23	Tabb, Melvin	2	0	25	12.5	2	6	.333	0	0	.000	4	7	.571	2	5	7	3.5	3	0	0	1	0	0	8	4.0
43	Ingle, Aaron	4	0	23	5.8	1	1	1.000	0	0	.000	0	0	.000	0	0	0	0.0	2	0	0	0	0	0	2	0.5
41	Godwin, Brooks	2	0	10	5.0	0	1	.000	0	0	.000	0	2	.000	0	1	1	0.5	0	0	0	0	0	0	0	0.0
45	Keenan, Ryan	2	0	5	2.5	0	2	.000	0	1	.000	0	0	.000	1	0	1	0.5	0	0	0	0	0	0	0	0.0
52	McDermott, Denmore	1	0	2	2.0	0	0	.000	0	0	.000	0	0	.000	0	0	0	0.0	0	0	0	0	0	0	0	0.0
TM	TEAM.....														5	6	11	2.8	0			1			0	
	Total.....	4				85	204	.417	30	65	.462	87	118	.737	32	114	146	36.5	67	1	48	67	33	24	287	71.8
	Opponents.....	4				107	270	.396	24	75	.320	50	79	.633	63	104	167	41.8	89	0	57	43	11	36	288	72.0

SCORE BY PERIODS:

	1ST	2ND	OT	TOTAL
Wake Forest	148	139	--	287
Opponents	136	152	--	288





2010-11 DEMON DEACON BASKETBALL

2010-11 WAKE FOREST BASKETBALL SEASON IN REVIEW

INDIVIDUAL & TEAM SUPERLATIVES

INDIVIDUAL	WAKE FOREST	OPPONENT
Points scored	32, J.T. Terrell vs. Iowa (11.30)	27, Jordan Williams of Maryland (2.5) 27, Reggie Jackson of Boston College (3.10)
*Points scored/half	24 (2nd), J.T. Terrell at Xavier (12.18)	21 (1st), Bradford Burgess of VCU (11.16)
Offensive rebounds	6, Travis McKie vs. Virginia Tech (2.22)	8, Jordan Williams of Maryland (1.12)
Defensive rebounds	12, Travis McKie at Elon (11.20)	10, Justin Harper of Richmond (12.29)
Total rebounds	15, Travis McKie at Elon (11.20)	15, Jordan Williams of Maryland (1.12) 15, Jordan Williams of Maryland (2.5)
Field goals	9, 6 times (last: Travis McKie at Boston College, 3.6)	11, Kenny Frease of Xavier (12.18)
Field goal attempts	17, J.T. Terrell vs. Stetson (11.12)	22, Darrion Pellum of Hampton (11.15) 22, Nolan Smith of Duke (1.22)
Field goal percentage (min. 5 made)	1.000 (6-6), C.J. Harris vs. Holy Cross (12.4)	.800 (8-10), Reggie Johnson of Miami (2.9)
Field goal percentage (min. 10 made)	None	.769 (10-13), Reggie Jackson of Boston College (3.10)
3-Point field goals	7, J.T. Terrell vs. Iowa (11.30)	6, Biko Paris of Boston College (3.6) 6, Reggie Jackson of Boston College (3.10)
3-Point field goal attempts	11, J.T. Terrell vs. Iowa (11.30)	11, Devin Brown of Holy Cross (12.4)
3-Point FG percentage (min. 4 made)	.800 (4-5), Gary Clark at Richmond (12.29)	1.000 (4-4), Ryan Kelly of Duke (1.22)
Free throws	17, C.J. Harris vs. Miami (2.9)	9, Jordan Williams of Maryland (1.12) 9, Reggie Johnson of Miami (2.9)
Free throw attempts	18, C.J. Harris vs. Miami (2.9)	13, Jordan Williams of Maryland (1.12)
Free throw percentage (min. 6 made)	1.000 (10-10), C.J. Harris at Richmond (12.29) 1.000 (10-10), C.J. Harris vs. Virginia (1.29)	1.000 (6-6), 3 times (last: Tyler Zeller of UNC, 2.15)
Assists	8, C.J. Harris at Elon (11.20)	14, Tu Holloway of Xavier (12.18)
Steals	3, 5 times (last: Gary Clark at Clemson, 2.26)	6, Eric May of Iowa (11.30) 6, Iman Shumpert of Georgia Tech (3.3) 6, Reggie Middleton of Winthrop (11.22) 6, Mark Lyons of Xavier (12.18)
Turnovers	10, C.J. Harris vs. VCU (11.16)	5, John Henson of North Carolina (2.15)
Blocked shots	11, Ty Walker vs. Marist (11.23)	40, 3 times (last: Malcolm Delaney of Virginia Tech, 2.22)
Minutes played (regulation game)	40, Ari Stewart at UNC Wilmington (12.12)	

TEAM	WF HIGH	WF LOW	OPP HIGH	OPP LOW
Points scored	89 at Elon (11.20)	39 at Georgia Tech (1.19)	94 by Virginia Tech (1.15)	56 by Hampton (11.15)
*Points in one half	52 (2nd) at Elon (11.20)	13 (2nd) at Georgia Tech (1.19)	54 (2nd) by Richmond (12.29) 54 (2nd) by Florida State (2.1)	23 (1st) by Hampton (11.15)
Victory margin	22 (81-59) vs. Marist (11.23)	2 (69-67) vs. UNC Greensboro (12.15)	35 (74-39) by Georgia Tech (1.19)	1 (74-73) by Miami (2.9)
Field goals	34 at Elon (11.20)	14 at Georgia Tech (1.19)	36 by Richmond (12.29)	18 by Marist (11.23)
Field goal attempts	62 at Elon (11.20) 62 vs. Boston College (3.10)	46 vs. Iowa (11.30)	76 by VCU (11.16) 76 by Maryland (2.5)	45 by Virginia Tech (2.22)
Field goal percentage	.548 (34-62) at Elon (11.20)	.259 (14-54) at Georgia Tech (1.19)	.600 (27-45) by Virginia Tech (2.22)	.300 (18-60) by Marist (11.23)
*Single-half FG %	.700 (14-20, 2nd) vs. Iowa (11.30)	.190 (4-21, 2nd) at Ga. Tech (1.19)	.679 (19-28, 2nd) by NC State (2.13)	.225 (9-40, 1st) by Hampton (11.15)
3-Point field goals	10 at Xavier (12.18)	2, 3 times (last: at Clemson, 2.26)	14 by UNC Wilmington (12.12)	3 by Hampton (11.15) 3 by Gonzaga (1.3)
3-Point FG attempts	26 vs. Stetson (11.12)	9 vs. Hampton (11.15)	30 by VCU (11.16)	9 by Gonzaga (1.3)
3-Point FG percentage	.583 (7-12) at Maryland (2.5)	.133 (2-15) at Georgia Tech (1.19)	.667 (8-12) by Virginia Tech (2.22)	.143 (3-21) by Hampton (11.15)
Free throws	34 vs. Marist (11.23)	6 at Florida State (2.1) 6 at Boston College (3.6)	28 by Florida State (2.19)	5 by Holy Cross (12.4)
Free throw attempts	44 vs. Marist (11.23)	9 at Boston College (3.6)	35 by Florida State (2.19)	9 by Richmond (12.29)
Free throw percentage	1.000 (10-10) at North Carolina (2.15)	.346 (9-26) at Georgia Tech (1.19)	1.000 (10-10) by Presbyterian (12.21)	.400 (6-15) by Elon (11.20)
Offensive rebounds	15 vs. Maryland (1.12)	2 vs. Iowa (11.30)	22 by Maryland (1.12)	3 by Presbyterian (12.21)
Defensive rebounds	38 vs. Hampton (11.15)	12 vs. Virginia Tech (2.22)	34 by Georgia Tech (1.19)	14 by UNC Wilmington (12.12)
Total rebounds	48 at Elon (11.20)	21 vs. Miami (2.9)	52 by Maryland (1.12)	25 by Presbyterian (12.21)
Rebound margin	+22 (48-26) at Elon (11.20)		+25 (47-22) by NC State (1.8)	
Personal fouls	25 at North Carolina (2.15) 25 vs. Florida State (2.19)	11 vs. VCU (11.16) 11 vs. Holy Cross (12.4)	29 by Marist (11.23)	10 by Boston College (3.6)
DQs	2 vs. Stetson (11.12) 2 at North Carolina (2.15)	0, 27 times	2 by Miami (2.9)	0, 29 times
Assists	17 vs. High Point (1.5)	6 at Georgia Tech (1.19)	27 by Maryland (2.5)	7 by Marist (11.23) 7 by High Point (1.5)
Turnovers	24 at Florida State (2.1)	7 at NC State (1.8) 7 vs. Boston College (3.10)	19 by Gonzaga (1.3)	7, 3 times (last: by Maryland, 2.5)
Blocked shots	12 vs. Marist (11.23)	0 vs. Georgia Tech (3.3)	7 by North Carolina (2.15)	0 by Virginia (1.29)
Steals	8, 6 times (last: vs. Boston Coll., 3.10)	1 at UNC Wilmington (12.12) 1 at Maryland (2.5)	19 by Georgia Tech (3.3)	1, by Boston College (3.10)
Double-figure scorers	6 vs. Virginia (1.29)	0 at Georgia Tech (1.19)	6 by Virginia Tech (1.15)	1 by Marist (11.23) 1 by High Point (1.5)
Players to score	10 at Florida State (2.1)	6 at Richmond (12.29) 6 at Virginia Tech (1.15)	11 by Florida State (2.1) 11 by Florida State (2.19)	6, 3 times (last: by Miami, 2.9)

* Does not include overtime periods





2010-11 DEMON DEACON BASKETBALL

2010-11 WAKE FOREST BASKETBALL SEASON IN REVIEW

WAKE FOREST GAME-BY-GAME STATISTICS

Opponent	Date	Score	W/L	FG-FGA		3-PTRS		FT-FTA		REBOUNDS				PF	A	TO	Blk	Stl	Pts	Avg
				Pct	Pct	3FG-FGA	Pct	Pct	Pct	Off	Def	Tot	Avg							
STETSON	11/12/10	79-89	L	25-61	.410	8-26	.308	21-23	.913	8	25	33	33.0	22	16	17	8	2	79	79.0
HAMPTON	11/15/10	63-56	W	20-50	.400	3-9	.333	20-29	.690	9	38	47	40.0	21	8	19	10	8	63	71.0
VCU	11/16/10	69-90	L	23-50	.460	9-16	.563	14-22	.636	9	24	33	37.7	11	11	23	7	3	69	70.3
at Elon	11/20/10	89-70	W	34-63	.540	8-14	.571	13-15	.867	12	36	48	40.2	21	15	22	4	8	89	75.0
WINTHROP	11/22/10	74-83	L	23-50	.460	9-20	.450	19-23	.826	5	20	25	37.2	14	14	16	4	5	74	74.8
MARIST	11/23/10	81-59	W	19-54	.352	9-20	.450	34-44	.773	9	32	41	37.8	21	15	9	12	8	81	75.8
IOWA	11/30/10	76-73	W	24-46	.522	8-17	.471	20-25	.800	2	26	28	36.4	18	14	16	11	5	76	75.9
HOLY CROSS	12/04/10	75-64	W	28-53	.528	5-12	.417	14-20	.700	9	28	37	36.5	11	9	17	5	5	75	75.8
at UNC Wilmington	12/12/10	69-81	L	24-49	.490	8-16	.500	13-17	.765	13	19	32	36.0	17	9	14	2	1	69	75.0
UNC GREENSBORO	12/15/10	69-67	W	24-48	.500	3-12	.250	18-29	.621	13	28	41	36.5	17	13	18	5	6	69	74.4
at Xavier	12/18/10	75-83	L	25-55	.455	10-22	.455	15-22	.682	7	27	34	36.3	20	11	17	9	5	75	74.5
PRESBYTERIAN	12/21/10	64-66	L	26-57	.456	2-10	.200	10-13	.769	11	21	32	35.9	14	7	10	3	8	64	73.6
at Richmond	12/29/10	74-90	L	24-60	.400	7-15	.467	19-21	.905	12	24	36	35.9	17	11	16	2	6	74	73.6
GONZAGA	01/02/11	63-73	L	19-56	.339	4-17	.235	21-27	.778	7	22	29	35.4	19	10	13	3	6	63	72.9
HIGH POINT	01/05/11	79-63	W	26-53	.491	5-17	.294	22-26	.846	7	24	31	35.1	23	17	14	6	7	79	73.3
at NC State	1/8/11	69-90	L	25-59	.424	3-14	.214	16-19	.842	8	14	22	34.3	17	8	7	4	4	69	73.0
MARYLAND	01/12/11	55-74	L	19-60	.317	3-12	.250	14-19	.737	15	27	42	34.8	23	12	18	11	6	55	71.9
at Virginia Tech	01/15/11	65-94	L	20-50	.400	7-21	.333	18-21	.857	9	14	23	34.1	19	8	16	4	4	65	71.6
at Georgia Tech	1/19/11	39-74	L	14-54	.259	2-15	.133	9-26	.346	14	25	39	34.4	20	6	18	5	4	39	69.8
DUKE	01/22/11	59-83	L	21-55	.382	7-16	.438	10-14	.714	10	24	34	34.3	19	13	17	3	5	59	69.3
VIRGINIA	01/29/11	76-71	W	24-50	.480	9-19	.474	19-21	.905	4	23	27	34.0	14	14	9	4	4	76	69.6
at Florida State	02/01/11	61-85	L	23-54	.426	9-25	.360	6-14	.429	5	28	33	34.0	23	12	24	9	5	61	69.2
at Maryland	02/05/11	70-91	L	26-57	.456	7-12	.583	11-13	.846	10	23	33	33.9	16	13	19	8	1	70	69.3
MIAMI	02/09/11	73-74	L	21-39	.538	5-12	.417	26-33	.788	4	17	21	33.4	20	14	13	6	5	73	69.4
NC STATE	02/13/11	55-80	L	21-54	.389	3-11	.273	10-12	.833	9	17	26	33.1	17	9	15	2	4	55	68.8
at North Carolina	02/15/11	64-78	L	23-61	.377	8-20	.400	10-10	1.000	8	27	35	33.2	25	8	13	4	5	64	68.7
FLORIDA STATE	02/19/11	66-84	L	19-58	.328	3-17	.176	25-33	.758	14	23	37	33.3	25	9	15	7	5	66	68.6
VIRGINIA TECH	02/22/11	62-76	L	25-59	.424	3-18	.167	9-12	.750	11	12	23	32.9	18	12	10	3	7	62	68.3
at Clemson	2/26/11	49-63	L	20-59	.339	2-12	.167	7-11	.636	9	29	38	33.1	17	11	15	4	7	49	67.7
GEORGIA TECH	03/03/11	54-80	L	15-46	.326	4-15	.267	20-29	.690	4	23	27	32.9	18	9	22	0	8	54	67.2
at Boston College	03/06/11	68-84	L	28-54	.519	6-15	.400	6-9	.667	7	18	25	32.6	16	13	15	6	5	68	67.2
vs Boston College	03/10/11	67-81	L	27-62	.435	5-16	.313	8-14	.571	11	18	29	32.5	21	11	7	3	8	67	67.2
Wake Forest		2151		735-1736	.423	184-513	.359	497-666	.746	285	756	1041	32.5	594	362	494	174	170	2151	67.2
Opponents		2469		902-1978	.456	223-602	.370	442-641	.690	414	797	1211	37.8	587	506	394	96	261	2469	77.2

OPPONENT GAME-BY-GAME STATISTICS

Opponent	Date	Score	W/L	FG-FGA		3-PTRS		FT-FTA		REBOUNDS				PF	A	TO	Blk	Stl	Pts	Avg
				Pct	Pct	3FG-FGA	Pct	Pct	Pct	Off	Def	Tot	Avg							
STETSON	11/12/10	79-89	L	32-69	.464	5-13	.385	20-26	.769	16	29	45	45.0	21	12	13	3	12	89	89.0
HAMPTON	11/15/10	63-56	W	22-72	.306	3-21	.143	9-21	.429	18	25	43	44.0	24	8	9	4	12	56	72.5
VCU	11/16/10	69-90	L	35-76	.461	11-30	.367	9-12	.750	17	25	42	43.3	18	19	7	4	11	90	78.3
at Elon	11/20/10	89-70	W	28-65	.431	8-27	.296	6-15	.400	8	18	26	39.0	17	15	17	4	8	70	76.2
WINTHROP	11/22/10	74-83	L	32-62	.516	6-11	.545	13-18	.722	12	23	35	38.2	18	23	12	2	8	83	77.6
MARIST	11/23/10	81-59	W	18-60	.300	4-13	.308	19-28	.679	16	31	47	39.7	29	7	15	1	5	59	74.5
IOWA	11/30/10	76-73	W	31-71	.437	4-19	.211	7-10	.700	17	21	38	39.4	21	15	15	2	10	73	74.3
HOLY CROSS	12/04/10	75-64	W	27-61	.443	5-21	.238	5-10	.500	9	19	28	38.0	18	16	14	1	5	64	73.0
at UNC Wilmington	12/12/10	69-81	L	29-58	.500	14-27	.519	9-10	.900	11	15	26	36.7	13	14	7	3	4	81	73.9
UNC GREENSBORO	12/15/10	69-67	W	24-59	.407	6-13	.462	13-21	.619	13	15	28	35.8	21	9	11	1	10	67	73.2
at Xavier	12/18/10	75-83	L	32-73	.438	6-21	.286	13-23	.565	18	27	45	36.6	19	22	11	1	10	83	74.1
PRESBYTERIAN	12/21/10	64-66	L	24-48	.500	8-16	.500	10-10	1.000	3	22	25	35.7	15	13	14	1	4	66	73.4
at Richmond	12/29/10	74-90	L	36-72	.500	10-23	.435	8-9	.889	12	25	37	35.8	18	19	9	6	6	90	74.7
GONZAGA	01/02/11	63-73	L	26-52	.500	3-9	.333	18-22	.818	8	32	40	36.1	25	18	19	4	5	73	74.6
HIGH POINT	01/05/11	79-63	W	20-53	.377	5-16	.313	18-28	.643	11	23	34	35.9	21	7	17	1	9	63	73.8
at NC State	1/8/11	69-90	L	34-66	.515	5-10	.500	17-19	.895	20	27	47	36.6	17	19	10	3	5	90	74.8
MARYLAND	01/12/11	55-74	L	26-68	.382	5-18	.278	17-33	.515	22	30	52	37.5	18	18	11	6	10	74	74.8
at Virginia Tech	01/15/11	65-94	L	34-58	.586	8-17	.471	18-21	.857	8	22	30	37.1	18	23	10	5	8	94	75.8
at Georgia Tech	1/19/11	39-74	L	26-63	.413	8-16	.500	14-23	.609	16	34	50	37.8	24	13	13	6	9	74	75.7
DUKE	01/22/11	59-83	L	26-61	.426	9-26	.346	22-26	.846	12	26	38	37.8	16	14	9	3	11	83	76.1
VIRGINIA	01/29/11	76-71	W	28-56	.500	8-20	.400	7-14	.500	9	22	31	37.5	19	11	11	0	3	71	75.9
at Florida State	02/01/11	61-85	L	30-72	.417	10-27	.370	15-25	.600	17	30	47	37.9	15	12	13	2	16	85	76.3
at Maryland	02/05/11	70-91	L	35-76	.461	8-17	.471	13-17	.765	18	21	39	38.0	15	27	7	3	9	91	76.9
MIAMI	02/09/11	73-74	L	23-49	.469	7-20	.350	21-27	.778	13	16	29	37.6	22	8	14	1	4	74	76.8
NC STATE	02/13/11	55-80	L	33-59	.559	4-10	.400	10-14	.714	11	25	36	37.5	14	22	11	4	7	80	76.9
at North Carolina	02/15/11	64-78	L	26-71	.366	5-27	.185	21-28	.750	20	30	50	38.0	12	20	8	7	6	78	77.0
FLORIDA STATE	02/19/11	66-84	L	26-58	.448	4-18	.222	28-35	.800	11	30	41	38.1	24	15	13	4	9	84	77.2
VIRGINIA TECH	02/22/11	62-76	L	27-45	.600	8-12	.667	14-22	.636	10	25	35	38.0	12	14	18	3	6	76	77.2
at Clemson	2/26/11	49-63	L	23-53	.434	6-18	.333	11-16	.688	5	32	37	38.0	14	18	14	6	11	63	76.7
GEORGIA TECH	03/03/11	54-80	L	28-63	.444	8-19	.421	16-25	.640	14	30	44	38.2	24	15	17	2	19	80	76.8
at Boston College	03/06/11	68-84	L	32-55	.582	12-22	.545	8-13	.615	8	20	28	37.8	10	23	13	2	8	84	77.0
vs Boston College	03/10/11	67-81	L	29-54	.537	10-25	.400	13-20	.650	11	27	38	37.8	15	17	12	1	1	81	77.2
Opponents																				



2010-11 DEMON DEACON BASKETBALL

2010-11 WAKE FOREST BASKETBALL SEASON IN REVIEW

MISCELLANEOUS STATISTICS

Attendance	G	Total	Avg.
Home	19	174,781	9,199
Away	12	122,343	10,195
Neutral	1	23,381	23,381
Total	32	320,505	10,016

Miscellaneous	Wake	Opp
Opening tips controlled	12	20
3-second violations	0	4
5-second violations	2	2
10-second violations	0	2
Backcourt violations	3	2
Lane violations	1	1
Defensive goal tending	5	1
Offensive goal tending	2	3
Shot clock expired	6	4
Technical fouls (players)	4	6
Technical fouls (bench)	0	2
Intentional fouls	2	3

DOUBLE-DOUBLES	2010-11	Career
Travis McKie	7	7
Ari Stewart	1	1
WAKE FOREST	8	8
OPPONENTS	11	

DOUBLE-FIGURE SCORING	2010-11	Career
Travis McKie	24	24
C.J. Harris	20	37
Gary Clark	19	22
J.T. Terrell	16	16
Ari Stewart	14	24
Tony Chennault	2	2
Carson Desrosiers	2	2
Nikita Mescheriakov	2	2
Ty Walker	2	2
WAKE FOREST	101	131
OPPONENTS	113	

20-POINT SCORING GAMES	2010-11	Career
Travis McKie	5	5
J.T. Terrell	3	3
Gary Clark	2	2
C.J. Harris	1	2
WAKE FOREST	11	12
OPPONENTS	23	

30-POINT SCORING GAMES	2010-11	Career
J.T. Terrell	1	1
WAKE FOREST	1	1
OPPONENTS	0	

DOUBLE-FIGURE REBOUNDS	2010-11	Career
Travis McKie	9	9
Ari Stewart	2	2
WAKE FOREST	11	11
OPPONENTS	13	

DOUBLE-FIGURE ASSISTS	2010-11	Career
None		
WAKE FOREST	0	0
OPPONENTS	1	

8+ ASSIST GAMES	2010-11	Career
C.J. Harris	1	1
WAKE FOREST	1	1
OPPONENTS	5	

5+ ASSIST GAMES	2010-11	Career
C.J. Harris	8	8
Ari Stewart	1	1
WAKE FOREST	8	8
OPPONENTS	25	

GAMES LED WAKE IN SCORING	2010-11	Career
Travis McKie	14	14
Gary Clark	7	7
J.T. Terrell	6	6
C.J. Harris	3	9
Ari Stewart	2	4
Nikita Mescheriakov	1	1

GAMES LED WAKE IN REBOUNDING	2010-11	Career
Travis McKie	23	23
Ari Stewart	5	6
Ty Walker	3	3
Carson Desrosiers	1	1
C.J. Harris	1	1

GAMES LED WAKE IN ASSISTS	2010-11	Career
C.J. Harris	21	23
Gary Clark	7	8
Tony Chennault	5	5
J.T. Terrell	4	4
Ari Stewart	3	3
Carson Desrosiers	1	1
Travis McKie	1	1

DUNKS	2010-11	Career
Travis McKie	23	23
Ty Walker	11	14
Ari Stewart	8	13
Carson Desrosiers	5	5
J.T. Terrell	3	3
C.J. Harris	1	4
Nikita Mescheriakov	1	1
WAKE FOREST	52	63
OPPONENTS	77	

CHARGES DRAWN	2010-11	Career
Gary Clark	4	6
Travis McKie	4	4
Ryan Keenan	2	2
J.T. Terrell	2	2
Ty Walker	2	2
Tony Chennault	1	1
C.J. Harris	1	1
WAKE FOREST	15	15
OPPONENTS	27	

4-POINT PLAYS	2010-11	Career
C.J. Harris	1-1	1-1
J.T. Terrell	0-1	0-1
WAKE FOREST	1-2	1-2
OPPONENTS	0-1	

3-POINT PLAYS	2010-11	Career
Travis McKie	12-15	12-15
Ari Stewart	7-8	7-8
Gary Clark	5-5	7-8
Carson Desrosiers	5-5	5-5
J.T. Terrell	4-7	4-7
Tony Chennault	3-5	3-5
C.J. Harris	3-3	7-8
Nikita Mescheriakov	1-1	1-1
Ty Walker	1-1	1-1
WAKE FOREST	39-49	45-57
OPPONENTS	42-55	

FREE THROWS - LAST 5 MINUTES	2010-11	Career
Travis McKie	26-31	26-31
C.J. Harris	23-30	63-78
J.T. Terrell	12-19	12-19
Gary Clark	13-16	16-22
Ari Stewart	10-13	15-21
Ty Walker	4-5	8-12
Carson Desrosiers	3-3	3-3
Tony Chennault	5-6	5-6
Brooks Godwin	1-2	1-2
Aaron Ingle	1-2	1-2
Denmore McDermott	0-2	0-2
Nikita Mescheriakov	0-2	0-2
WAKE FOREST	99-131	150-200
OPPONENTS	100-145	

TECHNICAL FOUL FREE THROWS	2010-11	Career
C.J. Harris	4-4	12-16
Gary Clark	4-4	4-4
J.T. Terrell	2-2	2-2
WAKE FOREST	10-10	18-22
OPPONENTS	4-4	

TECHNICAL FOULS	2010-11	Career
J.T. Terrell	3	3
Nikita Mescheriakov	1	1
WAKE FOREST	4	4
OPPONENTS	8	
Opp. Bench	2	
Opp. Players	6	

GAMES MISSED BECAUSE OF INJURY/ILLNESS	2010-11	Career
Tony Chennault	17	17
Denmore McDermott	5	5
Brooks Godwin	3	3
Melvin Tabb	2	2
Carson Desrosiers	1	1
Aaron Ingle	1	1
Ari Stewart	1	1
Gary Clark	0	5

LARGEST HALFTIME LEAD
 12, 41-29 vs. Marist (11/23/10)
 12, 38-26 vs. High Point (1/5/11)

LARGEST HALFTIME DEFICIT
 18, 44-26 at Georgia Tech (1/19/11)

LARGEST WFU LEAD
 25, 68-43 vs. Marist (11/23/10)

LARGEST WFU DEFICIT
 42, 74-32 at Georgia Tech (1/19/11)

SPECIALTY STATS

WAKE FOREST-OPPONENT

Opponent	PP	POT	2nd	FB	BP
Stetson	32-38	14-17	6-19	6-16	21-22
Hampton	24-28	6-15	11-19	4-2	12-14
VCU	20-34	11-31	9-18	8-9	15-26
at Elon	42-32	23-24	10-9	6-8	29-19
Winthrop	18-38	14-16	4-17	14-22	33-31
Marist	12-22	19-8	7-10	5-4	21-31
Iowa	28-38	22-21	2-8	11-12	9-20
Holy Cross	32-36	13-18	11-11	23-10	10-28
at UNCW	18-14	7-20	12-19	3-2	29-5
UNC Greensboro	30-22	13-32	18-8	10-5	28-11
at Xavier	20-50	13-17	6-11	6-11	45-4
Presbyterian	32-24	10-6	12-2	6-7	23-3
at Richmond	30-48	11-21	16-13	2-8	10-17
Gonzaga	16-42	20-11	5-11	10-10	24-9
High Point	30-20	23-13	8-18	9-2	29-35
at NC State	24-46	14-12	13-25	12-11	18-29
Maryland	20-38	13-24	8-17	6-20	15-31
at Virginia Tech	20-44	11-26	10-6	4-22	17-39
at Georgia Tech	14-30	13-21	10-12	6-15	14-24
Duke	22-24	8-9	10-15	7-8	15-17
Virginia	26-32	20-10	2-10	4-8	22-11
at Florida State	22-40	17-27	3-21	6-8	22-38
at Maryland	24-36	7-21	9-18	5-19	19-27
Miami	20-28	5-16	6-9	4-5	15-10
NC State	32-46	9-19	6-11	4-12	18-16
at North Carolina	24-36	7-13	10-16	2-8	22-24
Florida State	22-38	13-22	14-13	7-15	26-34
Virginia Tech	30-18	12-8	11-16	8-4	12-19
at Clemson	26-28	7-14	4-3	4-10	17-12
Georgia Tech	22-32	10-23	3-15	10-19	12-17
at Boston Coll.	34-30	14-16	12-9	4-9	10-21
vs. Boston Coll.	32-32	11-12	8-8	8-2	15-3
Totals	798-1064	410-563	274-417	224-323	627-647
Wake Avg.	24.9	12.8	8.6	7.0	19.6
Opp. Avg.	33.2	17.6	13.0	10.1	20.2

PP - Points in the Paint

POT - Points Off Turnovers

2nd - Second Chance Points

FB - Fast Break Points

BP - Bench Points

STARTING LINEUPS

Guard	Guard	Fwd/Gd	Forward	Center	W-L
Harris	Terrell	Clark	McKie	Walker	1-1
Harris	Terrell	Stewart	McKie	Walker	2-3
Harris	Terrell	Stewart	McKie	Desrosiers	1-0
Harris	Clark	Stewart	McKie	Walker	1-1
Harris	Clark	McKie	Mescheriakov	Desrosiers	1-3
Harris	Clark	Stewart	McKie	Mescheriakov	0-1
Harris	Clark	Stewart	McKie	Desrosiers	2-5
Harris	Terrell	Clark	McKie	Desrosiers	0-10



WF 2010-11 DEMON DEACON BASKETBALL

2010-11 WAKE FOREST BASKETBALL SEASON IN REVIEW

EX **GUILFORD** **44**
WAKE FOREST **84**
 Nov. 5, 2010 McKie leads Deacons to rout of D-III Quakers
 LAWRENCE JOEL COLISEUM (6,825) WINSTON-SALEM

GUILFORD	fg	3fg	ft	o-d-t	pf	TP	a	to	bs	s	mp
32 Stephenson*	3-11	0-1	0-0	1-2-3	2	6	0	2	0	1	17
45 Akinsola*	1-7	0-0	2-2	1-4-5	1	4	1	0	0	0	21
10 Anderson*	1-7	0-1	0-0	1-1-2	3	2	0	1	0	1	18
21 Pittman*	4-12	3-8	0-0	2-2-4	2	11	4	3	0	1	30
25 Tracy*	0-6	0-1	0-0	4-0-4	2	0	2	1	0	1	18
03 Turpin	0-2	0-0	0-0	2-2-4	1	0	0	0	0	0	10
05 Lowder	1-4	0-1	0-0	1-1-2	0	2	0	0	0	0	10
11 Belicic	0-3	0-3	3-4	1-1-1	1	3	1	0	0	0	23
13 Maharajh	0-1	0-0	0-0	1-0-1	0	0	0	1	0	0	10
23 Efrid	1-1	0-0	1-3	0-0-0	0	3	0	0	0	0	5
40 Monroe	4-8	0-0	1-1	3-3-6	0	9	1	0	0	1	19
50 Stafford	2-14	0-0	0-0	3-2-5	1	4	1	1	0	0	19
TEAM				3-1-4							2
Totals.....	17-76	3-15	7-10	23-18-41	13	44	10	11	0	5	200

WAKE	fg	3fg	ft	o-d-t	pf	TP	a	to	bs	s	mp
30 McKie	9-10	3-3	3-4	2-5-7	2	24	1	0	0	2	26
40 Walker	3-5	0-0	1-2	2-7-9	0	7	0	3	6	0	29
00 Terrell	5-15	2-10	4-5	0-6-6	3	16	7	3	1	4	28
02 Clark	4-10	1-5	0-0	0-4-4	2	9	6	2	2	0	29
11 Harris	5-6	3-4	0-0	0-3-3	3	13	4	3	0	0	26
33 Desrosiers	1-4	0-1	0-0	5-6-11	0	2	1	2	4	0	22
43 Ingle	1-2	1-2	0-0	0-2-2	1	3	2	0	0	0	21
45 Keenan	3-4	2-3	0-0	0-2-2	1	8	0	1	1	0	13
52 McDermott	1-1	0-0	0-0	0-1-1	2	2	0	1	0	0	6
TEAM				0-2-2							
Totals.....	32-57	12-28	8-11	9-38-47	14	84	21	15	14	6	200

	1st	2nd	OT	Total	FG%	3pFG%	FT%
Guilford	21	23	-	44	22.4	20.0	70.0
Wake Forest	47	37	-	84	56.1	42.9	72.7

Points in the paint-GC 26,WF 30. Points off turnovers-GC 13,WF 16.
 2nd chance points-GC 14,WF 6. Fast break points-GC 4,WF 28.
 Bench points-GC 21,WF 15. Score tied 0 times. Lead changed 0 times.
 Largest lead-GC None, WF by 43 2nd-06:23.
 Officials: Bryan Kersey, Karl Hess, Bill Covington Jr.

1 **STETSON** **89**
WAKE FOREST **79**
 Nov. 12, 2010 Terrell debuts with 26, but Deacons fall in opener
 LAWRENCE JOEL COLISEUM (8,323) WINSTON-SALEM

STETSON (1-0)	fg	3fg	ft	o-d-t	pf	TP	a	to	bs	s	mp
05 Graham*	7-20	1-1	6-8	3-9-12	4	21	2	3	0	3	34
15 Jacobo*	4-6	0-1	0-0	2-2-4	3	8	0	1	0	1	28
13 Radford*	1-1	0-0	0-0	1-0-1	3	2	1	1	1	1	12
12 Naburgs*	5-11	2-4	4-4	2-7-9	1	16	1	3	0	2	27
22 Patterson*	7-12	0-1	6-9	1-3-4	2	20	4	3	0	1	30
20 Graham	3-6	2-4	3-4	1-5-6	3	11	3	0	0	2	25
21 Paul	2-5	0-1	1-1	0-0-0	1	5	0	1	0	0	11
24 McInerney	1-2	0-1	0-0	2-1-3	1	2	1	0	0	2	18
54 Forbes	2-6	0-0	0-0	2-1-3	3	4	0	1	2	0	15
TEAM				2-1-3							
Totals.....	32-69	5-13	20-26	16-29-45	21	89	12	13	3	12	200

WAKE (0-1)	fg	3fg	ft	o-d-t	pf	TP	a	to	bs	s	mp
30 McKie*	4-8	0-2	2-2	2-3-5	5	10	2	1	0	2	25
40 Walker*	2-4	0-0	1-1	0-5-5	0	5	1	1	7	0	30
00 Terrell*	8-17	4-9	6-8	1-2-3	5	26	1	2	1	0	31
02 Clark*	2-5	2-3	2-2	1-1-2	3	8	0	3	0	0	24
11 Harris*	2-6	1-4	4-4	0-3-3	4	9	5	4	0	0	38
01 Chennault	1-4	0-0	4-4	1-1-2	2	6	3	1	0	0	13
20 Stewart	6-15	1-8	2-2	1-9-10	3	15	3	3	0	0	30
33 Desrosiers	0-2	0-0	0-0	0-1-1	0	0	1	2	0	0	9
45 Keenan	0-0	0-0	0-0	0-0-0	0	0	0	0	0	0	0+
TEAM				2-0-2							
Totals.....	25-61	8-26	21-23	8-25-33	22	79	16	17	8	2	200

	1st	2nd	OT	Total	FG%	3pFG%	FT%
Stetson	36	53	-	89	46.4	38.5	76.9
Wake Forest	33	46	-	79	41.0	30.8	91.3

Points in the paint-STET 38,WF 32. Points off turnovers-STET 17,WF 14.
 2nd chance points-STET 19,WF 6. Fast break points-STET 16,WF 6.
 Bench points-STET 22,WF 21. Score tied 4 times. Lead changed 6 times.
 Largest lead-STET by 19 2nd-04:19, WF by 7 1st-04:16.
 Officials: Raymond Styons, William Humes, Jeff Nichols

2 **HAMPTON** **56**
WAKE FOREST **61**
 Nov. 15, 2010 Wake holds off Hampton, gives Bzdelik first win
 LAWRENCE JOEL COLISEUM (7,570) WINSTON-SALEM

HAMPTON (0-1)	fg	3fg	ft	o-d-t	pf	TP	a	to	bs	s	mp
04 Agbeleso*	1-4	0-0	1-2	2-2-4	2	3	0	0	0	0	12
20 Funches*	6-16	1-2	1-2	5-5-10	1	14	3	1	2	3	37
01 Pellum*	6-22	1-8	2-6	2-4-6	4	15	1	4	0	3	38
05 Tunnell*	1-5	0-1	0-0	0-2-2	3	2	1	1	0	1	22
32 Morgan*	3-13	1-8	1-2	0-3-3	4	8	1	1	0	2	37
11 Tuitt	1-6	0-1	2-4	1-1-2	3	4	1	0	0	3	24
15 Dunning	1-1	0-1	1-2	2-2-4	4	1	1	1	1	0	15
33 Reed	0-2	0-0	0-2	2-0-2	1	2	0	0	0	0	4
50 Lola-Charles	3-3	0-0	1-1	2-4-6	2	7	0	1	1	0	11
TEAM				2-2-4							
Totals.....	22-72	3-21	9-21	18-25-43	24	56	8	9	4	12	200

WAKE (1-1)	fg	3fg	ft	o-d-t	pf	TP	a	to	bs	s	mp
30 McKie*	8-11	1-1	4-7	1-7-8	3	21	1	4	2	2	28
40 Walker*	1-5	0-0	2-2	2-6-8	2	4	1	0	6	2	28
00 Terrell*	2-9	0-2	4-4	1-2-3	2	8	1	5	0	2	29
02 Clark*	1-4	0-0	3-4	2-3-5	4	5	2	2	1	0	26
11 Harris*	4-10	2-4	3-6	0-3-3	2	13	2	2	0	0	25
20 Stewart	0-3	0-2	3-4	0-10-10	4	3	1	5	0	1	26
23 Tabb	1-3	0-0	1-2	1-3-4	1	3	0	1	0	0	11
33 Desrosiers	3-5	0-0	0-0	1-2-3	1	6	0	1	1	0	13
43 Ingle	0-0	0-0	0-0	0-0-0	2	0	0	0	0	0	14
TEAM				1-2-3							
Totals.....	20-50	3-9	20-29	9-38-47	21	63	8	19	10	8	200

	1st	2nd	OT	Total	FG%	3pFG%	FT%
Hampton	23	33	-	56	30.6	14.3	42.9
Wake Forest	34	29	-	63	40.0	33.3	69.0

Points in the paint-HAMM 28,WF 24. Points off turnovers-HAMM 15,WF 6.
 2nd chance points-HAMM 19,WF 11. Fast break points-HAMM 2,WF 4.
 Bench points-HAMM 14,WF 12. Score tied 1 time. Lead changed 0 times.
 Largest lead-HAMM None, WF by 15 2nd-18:42.
 Officials: Bob Danato, Earl Walton, Gene Seratore

3 **VCU** **90**
WAKE FOREST **69**
 Nov. 16, 2010 Rams force 23 Deacon turnovers to pull off upset
 LAWRENCE JOEL COLISEUM (8,119) WINSTON-SALEM

VCU (3-0)	fg	3fg	ft	o-d-t	pf	TP	a	to	bs	s	mp
21 Skeen*	5-8	0-0	5-6	1-4-5	3	15	0	2	1	0	23
31 Veal*	3-4	0-0	0-0	2-2-4	3	6	0	1	0	0	13
12 Rodriguez*	7-15	4-8	0-0	2-2-4	4	18	6	0	2	3	30
20 Burgess*	10-17	4-6	1-2	3-5-8	2	25	2	0	0	0	34
50 Nixon*	0-7	0-3	0-0	2-3-5	1	0	2	1	1	1	23
05 Reddic	1-3	0-0	0-0	1-1-2	1	2	0	0	0	0	8
10 Theus	1-3	0-1	3-4	0-3-3	2	5	4	0	0	3	16
23 Brandenburg	0-4	0-2	0-0	1-0-1	0	0	1	0	0	0	6
30 Daniels	0-3	0-3	0-0	0-2-2	0	0	1	0	3	9	
32 Rozzell	7-11	3-7	0-0	2-1-3	1	17	4	1	0	1	28
33 Haley	0-0	0-0	0-0	0-2-2	0	0	0	2	0	8	
34 Hinton	1-1	0-0	0-0	0-0-0	1	2	0	0	0	1	2
TEAM				3-0-3							
Totals.....	35-76	11-30	9-12	17-25-42	18	90	19	7	4	11	200

WAKE (1-2)	fg	3fg	ft	o-d-t	pf	TP	a	to	bs	s	mp
20 Stewart*	7-12	4-6	0-0	2-5-7	3	18	0	3	0	0	31
30 McKie*	3-8	0-2	4-8	1-4-5	2	10	0	3	1	0	29
40 Walker*	1-2	0-0	0-0	0-0-0	1	2	0	0	1	1	13
00 Terrell*	5-12	2-5	2-2	1-1-2	0	14	3	4	0	1	34
11 Harris*	3-6	1-1	3-5	0-9-9	1	10	4	10	0	1	31
02 Clark	1-5	1-1	2-2	0-1-1	0	5	3	1	0	0	22
23 Tabb	1-3	0-0	3-5	1-2-3	2	5	0				



2010-11 DEMON DEACON BASKETBALL

2010-11 WAKE FOREST BASKETBALL SEASON IN REVIEW

6 **MARIST** **59**
WAKE FOREST **81**
Nov. 23, 2010 Walker breaks school blocks record in win
LAWRENCE JOEL COLISEUM (3,418) WINSTON-SALEM

MARIST (0-5)	fg	3fg	ft	o-d-t	pf	TP	a	to	bs	s	mp
15 Alexis*	2-6	1-1	5-6	0-5-5	4	10	0	3	0	0	22
20 Bowie*	1-6	0-0	0-0	2-0-2	2	2	1	0	0	1	21
50 Kemp*	2-8	0-0	0-2	1-8-9	3	4	0	2	0	0	17
11 Goodwin*	2-4	0-1	0-0	0-2-2	4	4	3	0	0	2	25
21 Rusin*	2-7	2-5	2-2	3-1-4	2	8	0	5	0	1	23
01 Carter	0-1	0-0	0-0	1-1-2	1	0	1	0	0	0	8
02 Johnson	3-14	0-1	3-5	3-4-7	1	9	0	0	1	0	19
05 Hall	1-2	0-0	4-6	0-2-2	4	6	2	1	0	0	15
25 Prescott	2-5	1-4	2-3	0-2-1	2	7	0	2	0	1	17
34 Prinsloo	0-1	0-0	0-0	0-0-0	0	0	0	0	0	0	4
41 Bauer	1-4	0-1	3-4	5-3-8	2	5	0	1	0	0	19
42 Watson	2-2	0-0	0-0	0-2-2	2	4	0	1	0	0	10
TEAM				1-2-3	2						
Totals.....	18-60	4-13	19-28	16-31-47	29	59	7	15	1	5	200

WAKE (3-3)	fg	3fg	ft	o-d-t	pf	TP	a	to	bs	s	mp
20 Stewart*	6-14	2-7	0-0	0-5-5	5	14	0	0	0	1	22
30 McKie*	3-9	0-2	10-13	4-7-11	3	16	1	1	1	2	29
40 Walker*	1-6	0-0	1-3	1-4-5	1	3	2	1	11	0	28
00 Terrell*	3-5	3-5	7-10	1-2-3	4	16	4	3	0	3	27
11 Harris*	1-2	1-1	8-8	0-3-3	3	11	5	3	0	2	30
02 Clark	2-6	2-3	6-6	0-4-4	3	12	3	0	0	0	27
33 Desrosiers	2-8	1-1	2-2	2-2-4	2	7	0	0	0	0	19
41 Godwin	0-1	0-0	0-2	0-1-1	0	0	0	0	0	0	8
43 Ingle	1-1	0-0	0-0	0-0-0	0	2	0	0	0	0	5
45 Keenan	0-2	0-1	0-0	1-0-1	0	0	0	0	0	0	3
52 McDermott	0-0	0-0	0-0	0-0-0	0	0	0	0	0	0	2
TEAM				0-4-4							
Totals.....	19-54	9-20	34-44	9-32-41	21	81	15	9	12	8	200

	1st	2nd	OT	Total	FG%	3pFG%	FT%
Marist	29	30	--	59	30.0	30.8	67.9
Wake Forest	41	40	--	81	35.2	45.0	77.3

Points in the paint-MAR 22,WF 12. Points off turnovers-MAR 8,WF 19.
2nd chance points-MAR 10,WF 7. Fast break points-MAR 4,WF 5.
Bench points-MAR 31,WF 21. Score tied-7 times. Lead changed-6 times.
Largest lead-MAR by 3 1st-09:23, WF by 25 2nd-09:18.
Officials: Karl Hess, Brent Hampton, Gary Prager
Technical fouls: Marist-Bench (2).

7 **IOWA** **73**
WAKE FOREST **76**
Nov. 30, 2010 Terrell leads Deacons to thrilling comeback win
LAWRENCE JOEL COLISEUM (9,086) WINSTON-SALEM

IOWA (3-4)	fg	3fg	ft	o-d-t	pf	TP	a	to	bs	s	mp
01 Basabe*	6-9	0-0	1-1	3-5-8	2	13	0	2	2	1	28
25 May*	8-13	0-0	1-1	2-1-3	0	17	2	3	0	6	36
50 Cole*	2-4	0-0	0-0	1-2-3	4	4	0	2	0	0	19
05 Gaten*	2-9	2-6	0-0	1-1-1	2	6	4	1	0	0	20
24 Cartwright*	5-10	1-3	2-2	1-1-2	3	13	5	2	0	0	21
02 Stoermer	0-2	0-2	0-0	0-0-0	2	0	0	0	0	0	8
04 Marble	5-10	0-2	1-3	0-5-5	2	11	2	1	0	1	31
15 McCabe	3-12	1-6	2-3	4-4-8	4	9	1	3	0	2	26
20 Brommer	0-2	0-0	0-0	2-0-2	2	0	1	0	0	0	5
32 Stubbs	0-0	0-0	0-0	0-0-0	0	0	0	1	0	0	2
35 Archie	0-0	0-0	0-0	1-0-1	0	0	0	0	0	0	4
TEAM				3-2-5							
Totals.....	31-71	4-19	7-10	17-21-38	21	73	15	15	2	10	200

WAKE (4-3)	fg	3fg	ft	o-d-t	pf	TP	a	to	bs	s	mp
20 Stewart*	5-11	0-4	0-0	0-3-3	3	10	0	2	0	1	30
30 McKie*	0-3	0-1	5-6	0-6-6	1	5	4	3	3	0	32
40 Walker*	3-5	0-0	2-2	0-8-8	2	8	1	0	5	3	27
00 Terrell*	9-16	7-11	7-8	0-2-2	3	32	1	6	0	0	36
11 Harris*	3-5	1-1	5-6	0-2-2	4	12	2	3	0	0	23
02 Clark	1-2	0-0	1-2	1-1-2	3	3	4	1	1	1	25
33 Desrosiers	3-4	0-0	1-1	0-3-3	1	6	1	1	2	0	17
41 Godwin	0-0	0-0	0-0	0-0-0	0	0	0	0	0	0	6
43 Ingle	0-0	0-0	0-0	0-0-0	1	0	1	0	0	0	4
TEAM				1-1-2							
Totals.....	24-46	8-17	20-25	2-26-28	18	76	14	16	11	5	200

	1st	2nd	OT	Total	FG%	3pFG%	FT%
Iowa	39	34	--	73	43.7	21.1	70.0
Wake Forest	27	49	--	76	52.2	47.1	80.0

Points in the paint-IOWA 38,WF 28. Points off turnovers-IOWA 21,WF 22.
2nd chance points-IOWA 8,WF 2. Fast break points-IOWA 12,WF 11.
Bench points-IOWA 20,WF 9. Score tied-6 times. Lead changed-7 times.
Largest lead-IOWA by 18 1st-01:44, WF by 10 2nd-09:02.
Officials: Karl Hess, Brian Dorsey, John Cahill

8 **HOLY CROSS** **64**
WAKE FOREST **75**
Dec. 4, 2010 McKie posts double-double in Deacons' win
LAWRENCE JOEL COLISEUM (9,043) WINSTON-SALEM

HC (0-6)	fg	3fg	ft	o-d-t	pf	TP	a	to	bs	s	mp
34 Keister*	8-12	0-0	0-0	1-4-5	3	16	0	3	0	0	29
44 Beans*	1-5	0-2	0-0	0-0-0	2	2	0	1	0	0	16
05 Cavataio*	3-9	0-1	0-1	1-4-5	0	6	3	4	0	0	22
10 Evans*	1-2	0-0	2-4	3-1-4	0	4	0	3	0	1	21
22 Beinert*	3-4	2-3	0-1	1-2-3	2	8	7	1	0	1	31
01 Goens	0-2	0-1	0-0	0-0-0	2	0	1	0	0	1	9
02 Brown	6-16	3-11	1-2	0-0-0	2	16	0	1	0	1	27
32 Stevens	1-2	0-1	0-0	0-1-1	0	2	2	0	0	0	6
33 O'Shea	0-3	0-2	0-0	0-1-1	1	0	0	0	0	1	4
35 Obeysekere	2-4	0-0	2-2	2-2-4	2	6	3	1	1	0	10
42 Jones	0-0	0-0	0-0	0-0-0	1	0	0	0	0	0	6
50 Dudzinski	2-2	0-0	0-0	1-3-4	3	4	0	0	0	0	19
TEAM				0-1-1							
Totals.....	27-61	5-21	5-10	9-19-28	18	64	16	14	1	5	200

WAKE (5-3)	fg	3fg	ft	o-d-t	pf	TP	a	to	bs	s	mp
20 Stewart*	3-10	1-4	4-6	1-6-7	0	11	2	1	0	0	31
30 McKie*	7-11	0-0	4-7	3-8-11	3	18	1	1	1	2	32
40 Walker*	2-2	0-0	0-0	1-2-3	1	4	1	4	3	0	29
02 Clark*	6-11	2-4	2-2	1-2-3	1	16	1	3	0	2	33
11 Harris*	6-6	2-2	2-3	0-4-4	2	16	3	3	0	1	36
00 Terrell	3-9	0-2	0-0	0-4-4	4	6	1	1	0	0	22
33 Desrosiers	1-4	0-0	2-2	2-1-3	0	4	0	4	1	0	17
TEAM				1-1-2							
Totals.....	28-53	5-12	14-20	9-28-37	11	75	9	17	5	5	200

	1st	2nd	OT	Total	FG%	3pFG%	FT%
Holy Cross	27	37	--	64	44.3	23.8	50.0
Wake Forest	32	43	--	75	52.8	41.7	70.0

Points in the paint-HC 36,WF 32. Points off turnovers-HC 18,WF 13.
2nd chance points-HC 11,WF 11. Fast break points-HC 10,WF 23.
Bench points-HC 28,WF 10. Score tied-0 times. Lead changed-2 times.
Largest lead-HC by 5 1st-16:28, WF by 15 2nd-07:18.
Officials: Bernard Clinton, Sean Hull, Jeff Nichols

9 **WAKE FOREST** **69**
UNC WILMINGTON **81**
Dec. 12, 2010 Seahawks sink Deacons behind 14 3-pointers
GREENSBORO COLISEUM (2,586) GREENSBORO, NC

WAKE (5-4)	fg	3fg	ft	o-d-t	pf	TP	a	to	bs	s	mp
20 Stewart*	6-15	3-8	0-0	3-5-8	3	15	1	3	0	0	40-
30 McKie*	3-6	0-1	2-2	2-2-4	2	8	0	1	0	0	32
40 Walker*	1-5	0-0	1-2	2-2-4	0	3	0	1	1	0	18
00 Terrell*	1-3	0-0	0-1	1-0-1	2	2	1	3	0	0	13
11 Harris*	2-5	0-0	8-10	0-1-1	4	12	6	2	0	0	36
02 Clark	8-11	4-6	0-0	1-4-5	2	20	0	2	1	1	30
25 Mescheriakov	2-2	1-1	2-2	2-2-4	3	7	1	2	0	0	18
33 Desrosiers	1-2	0-0	0-0	1-1-2	1	2	0	0	0	0	13
TEAM				1-2-3							
Totals.....	24-49	8-16	13-17	13-19-32	17	69	9	14	2	1	200

UNCW (4-4)	fg	3fg	ft	o-d-t	pf	TP	a	to	bs	s	mp
02 Rendleman*	7-8	0-0	2-2	6-3-9	3	16	1	2	1	0	27
01 Morales*	4-6	3-5	2-2	0-2-2	2	13	2	0	0	0	36
05 Tomko*	7-19	2-8	2-2	2-1-3	1	18	5	1	0	1	36
12 Milson*	6-10	5-7	1-2	1-1-2	4	18	3	1	0	1	28
34 Grant*	3-8	3-5	2-2	1-4-5	0	11	1	0	1	2	37
04 Wilson	1-2	0-0	0-0	0-3-3	3	2	0	1	0	0	14
30 Felder	0-0	0-0	0-0	0-0-0	0	0	0	0	0	0	1
31 Deloach	1-5	1-2	0-0	1-1-2	0	3	2	2	1	0	21
TEAM				0-0-0							
Totals.....	29-58	14-27	9-10	11-15-26	13	81	14	7	3	4	200

	1st	2nd	OT	Total	FG%	3pFG%	FT%
Wake Forest	35	34	--	69	49.0	50.0	67.5
UNC Wilmington	45	36	--	81	50.0	51.9	90.0

Points in the paint-WF 18,UNCW 14. Points off turnovers-WF 7,UNCW 20.
2nd chance points-WF 12,UNCW 19. Fast break points-WF 3,UNCW 2.
Bench points-WF 29,UNCW 5. Score tied-0 times. Lead changed-5 times.
Largest lead-WF by 3 1st-19:37, UNCW by 21 2nd-01:30.
Officials: Ray Natili, Sean Corbin, Sean Casady

10 **UNC GREENSBORO** **67**
WAKE FOREST **69**
Dec. 15, 2010 Deacons hang on behind McKie's double-doue
LAWRENCE JOEL COLISEUM (8,340) WINSTON-SALEM

UNCG (0-9)	fg	3fg	ft	o-d-t	pf	TP	a	to	bs	s	mp
13 Henry*	5-11	0-0	2-3	3-2-5	3	12	1	1	1	1	33
00 Williams*	1-4	0-0	2-3	2-1-3	4	4	0	3	0	1	13
11 Van Dussen*	5-11	2-4	2-2	1-1-2	2	14	2	3	0		

WF 2010-11 DEMON DEACON BASKETBALL

2010-11 WAKE FOREST BASKETBALL SEASON IN REVIEW

12 **PRESBYTERIAN** **66**
WAKE FOREST **64**
 Dec. 21, 2010 *Blue Hose hold off late Deacon rally for victory*
 LAWRENCE JOEL COLISEUM (9,682) WINSTON-SALEM

PC (6-6)	fg	3fg	ft	o-d-t	pf	TP	a	to	bs	s	mp
21 Allen*	4-6	2-3	0-0	0-6-6	1	10	3	2	0	1	39
30 Troyil*	3-11	0-0	2-2	1-2-3	2	8	0	3	1	0	31
34 Coleman*	8-13	0-0	4-4	1-2-3	4	20	2	3	0	0	26
03 Miller*	3-4	3-4	2-2	0-5-5	1	11	5	1	0	0	38
24 Mutakabbir*	5-8	2-5	2-2	0-0-0	1	14	2	2	0	3	40
01 Clyburn	0-1	0-0	0-0	0-0-0	1	0	1	1	0	0	9
15 Hargrave	1-3	1-3	0-0	1-5-6	4	3	0	0	0	0	9
22 Johnson	0-1	0-1	0-0	0-0-0	0	0	0	1	0	0	3
44 Reynolds	0-1	0-0	0-0	0-0-0	1	0	0	1	0	0	5
TEAM				0-2-2							
Totals.....	24-48	8-16	10-10	3-22-25	15	66	13	14	1	4	200

WAKE (6-6)	fg	3fg	ft	o-d-t	pf	TP	a	to	bs	s	mp
20 Stewart*	2-6	1-3	0-0	0-3-3	0	5	0	1	0	2	30
30 McKie*	4-11	0-1	4-4	5-4-9	1	12	2	1	2	0	31
40 Walker*	0-1	0-0	0-0	0-2-2	2	0	0	0	0	0	10
02 Clark*	7-9	0-1	0-0	0-2-2	3	14	1	3	0	3	31
11 Harris*	5-9	0-1	0-0	0-6-6	2	10	4	2	0	1	31
00 Terrell	4-12	1-2	2-2	2-2-4	0	11	0	0	0	1	32
23 Tabb	3-4	0-0	0-2	1-1-2	2	6	0	1	0	1	17
25 Mescheriakov	0-1	0-1	2-2	0-0-0	2	2	0	0	0	0	9
33 Desrosiers	1-4	0-1	2-3	2-1-3	2	4	0	2	1	0	9
TEAM				1-0-1							
Totals.....	26-57	2-10	10-13	11-21-32	14	64	7	10	3	8	200

	1st	2nd	OT	Total	FG%	3pFG%	FT%
Presbyterian	36	30	--	66	50.0	50.0	100.0
Wake Forest	26	38	--	64	45.6	20.0	76.9

Points in the paint-PC 24,WF 32. Points off turnovers-PC 6,WF 10.
 2nd chance points-PC 2,WF 12. Fast break points-PC 7,WF 6.
 Bench points-PC 3,WF 23. Score tied-4 times. Lead changed-3 times.
 Largest lead-PC by 14 2nd-16:16, WF by 2 1st-19:18.
 Officials: Roger Ayers, Tim Nestor, Jerry Heater

13 **WAKE FOREST** **74**
RICHMOND **90**
 Dec. 29, 2010 *Spiders snap 17-game losing streak to Deacons*
 ROBINS CENTER (8,113) RICHMOND, VA

WAKE (6-7)	fg	3fg	ft	o-d-t	pf	TP	a	to	bs	s	mp
20 Stewart*	5-13	1-4	1-1	3-2-5	1	12	5	2	0	2	35
25 Mescheriakov*	2-5	0-0	1-2	0-1-1	4	5	1	3	0	0	20
30 McKie*	7-13	1-2	4-4	3-4-7	1	19	0	4	0	0	36
02 Clark*	5-9	4-5	0-0	0-1-1	4	14	2	1	0	1	29
11 Harris*	2-9	0-1	10-10	2-3-5	2	14	2	4	0	2	33
00 Terrell	3-10	1-3	3-4	1-5-6	4	10	1	1	0	1	22
23 Tabb	0-0	0-0	0-0	0-3-3	1	0	0	0	1	0	8
40 Walker	0-1	0-0	0-0	0-5-5	2	0	0	0	1	0	17
TEAM				3-0-3							
Totals.....	24-60	7-15	19-21	12-24-36	17	74	11	16	2	6	200

RICH (11-3)	fg	3fg	ft	o-d-t	pf	TP	a	to	bs	s	mp
15 Martel*	1-3	1-1	0-0	2-2-4	3	3	2	1	0	1	18
32 Harper*	8-17	3-6	1-1	3-10-13	3	20	2	0	1	0	33
41 Geriot*	8-13	0-1	1-1	1-1-2	2	17	3	4	0	0	23
03 Brothers*	3-8	2-4	2-2	0-1-1	1	10	3	1	0	0	27
14 Anderson*	9-18	3-7	2-3	0-5-5	2	23	4	1	0	3	37
01 Garrett	3-5	0-0	2-2	5-0-5	2	8	0	1	3	0	15
02 Lindsay	2-6	1-4	0-0	1-1-2	1	5	1	0	0	1	12
11 Duinker	0-0	0-0	0-0	0-2-2	1	0	1	0	0	0	5
12 Smith	2-2	0-0	0-0	0-1-1	2	4	3	1	2	1	25
34 Williams	0-0	0-0	0-0	0-2-2	1	0	0	0	0	0	5
TEAM				0-0-0							
Totals.....	36-72	10-23	8-9	12-25-37	18	90	19	9	6	6	200

	1st	2nd	OT	Total	FG%	3pFG%	FT%
Wake Forest	33	41	--	74	40.0	46.7	90.5
Richmond	36	54	--	90	50.0	43.5	88.9

Points in the paint-WF 30,RICH 48. Points off turnovers-WF 11,RICH 21.
 2nd chance points-WF 16,RICH 13. Fast break points-WF 2,RICH 8.
 Bench points-WF 10,RICH 17. Score tied-3 times. Lead changed-6 times.
 Largest lead-WF by 2 1st-17:37, RICH by 17 2nd-01:56.
 Officials: Ray Perone, Bryan Kersey, Tim Kelly
 Technical fouls: RICH-Harper.

14 **GONZAGA** **73**
WAKE FOREST **63**
 Jan. 2, 2011 *Late Wake rally falls short in close loss to Zags*
 LAWRENCE JOEL COLISEUM (11,003) WINSTON-SALEM

GONZAGA (10-5)	fg	3fg	ft	o-d-t	pf	TP	a	to	bs	s	mp
20 Harris*	4-7	0-0	5-6	1-8-9	2	13	3	4	1	0	32
25 Keita*	5-7	0-0	2-2	1-1-2	3	12	1	2	0	2	28
00 Sacre*	5-11	0-0	3-4	3-5-8	3	13	0	5	2	0	28
03 Goodson*	4-9	0-0	0-0	0-4-4	5	8	4	3	0	0	29
41 Gray*	5-13	3-7	5-6	0-5-5	4	18	5	2	0	2	33
02 Carter	0-0	0-0	0-0	0-0-0	0	0	0	1	0	0	3
10 Arop	0-1	0-1	2-2	0-1-1	2	2	0	0	0	1	13
11 Stockton	0-0	0-0	0-0	0-3-3	3	0	2	1	0	0	14
13 Olynyk	1-1	0-0	1-2	3-1-4	2	3	2	1	0	0	10
35 Dower	2-3	0-1	0-0	0-1-1	1	4	1	0	1	0	10
TEAM				0-3-3							
Totals.....	26-52	3-9	18-22	8-32-40	25	73	18	19	4	5	200

WAKE (6-8)	fg	3fg	ft	o-d-t	pf	TP	a	to	bs	s	mp
20 Stewart*	3-9	0-2	0-0	0-5-5	0	6	1	5	0	2	30
30 McKie*	3-9	1-3	9-11	2-1-3	2	16	0	1	1	0	26
33 Desrosiers*	0-2	0-0	0-1	1-3-4	1	0	0	0	0	0	14
02 Clark*	4-9	2-3	3-4	0-1-1	4	13	4	1	0	0	28
11 Harris*	2-7	0-2	0-0	0-4-4	2	4	3	4	0	1	30
00 Terrell	3-11	1-5	7-7	1-3-4	2	14	1	1	0	0	27
23 Tabb	0-0	0-0	0-0	0-0-0	2	0	0	0	0	0	1
25 Mescheriakov	1-4	0-2	1-2	1-1-2	4	3	1	1	0	1	18
40 Walker	3-5	0-0	1-2	1-4-5	2	7	0	0	2	2	26
TEAM				1-0-1							
Totals.....	19-56	4-17	21-27	7-22-29	19	63	10	13	3	6	200

	1st	2nd	OT	Total	FG%	3pFG%	FT%
Gonzaga	36	37	--	73	50.0	33.3	81.8
Wake Forest	35	28	--	63	33.9	23.5	77.8

Points in the paint-GON 42,WF 16. Points off turnovers-GON 11,WF 20.
 2nd chance points-GON 11,WF 5. Fast break points-GON 10,WF 10.
 Bench points-GON 9,WF 24. Score tied-5 times. Lead changed-6 times.
 Largest lead-GON by 13 2nd-08:54, WF by 5 1st-07:39.
 Officials: Ed Hightower, Rick Hartzell, Steve Oglesby

15 **HIGH POINT** **63**
WAKE FOREST **79**
 Jan. 5, 2011 *Deacons snap skid with home rout of Panthers*
 LAWRENCE JOEL COLISEUM (9,108) WINSTON-SALEM

HPU (5-8)	fg	3fg	ft	o-d-t	pf	TP	a	to	bs	s	mp
20 Law*	1-5	0-0	6-8	3-9-12	4	8	0	0	3	21	
34 Elliott*	3-4	0-0	0-1	0-0-0	3	6	2	0	0	0	23
02 Cox*	2-5	2-3	3-4	0-4-4	3	9	0	3	0	2	28
11 Shine*	2-8	1-4	0-0	1-2-3	2	5	1	3	1	0	19
15 Campbell*	0-1	0-1	0-0	0-0-0	0	0	0	0	0	0	5
00 Martin	1-4	1-2	1-2	0-0-0	1	4	0	3	0	0	12
01 Barbour	4-11	1-5	3-4	0-1-1	2	12	0	3	0	0	25
03 Cheek	1-5	0-1	4-6	0-1-1	1	6	2	0	0	1	19
05 Stroman	0-0	0-0	0-0	0-0-0	0	0	0	0	0	0	1
12 Hall	0-0	0-0	0-0	0-0-0	0	0	0	0	0	0	2
21 Solomon	2-2	0-0	1-3	0-0-0	1	5	0	0	0	1	3
22 Burgess	0-0	0-0	0-0	0-0-0	0	0	0	0	0	0	2
23 Simms	0-0	0-0	0-0	0-1-1	0	0	0	1	0	1	6
24 Massoda	2-2	0-0	0-0	1-1-2	2	4	0	0	0	0	13
32 Maxwell	2-6	0-0	0-0	4-4-8	2	4	2	1	0	1	21
TEAM				2-0-2							
Totals.....	20-53	5-16	18-28	11-23-34	21	63	7	17	1	9	200

WAKE (7-8)	fg	3fg	ft	o-d-t	pf	TP	a	to	bs	s	mp
20 Stewart*	2-4	1-3	2-2	1-3-4	5	7	1	4	0	0	21
30 McKie*	4-7	0-2	5-5	1-5-6	2	13	2	1	0	1	23
33 Desrosiers*	4-8	0-3	0-0	0-2-2	4	8	1	1	5	1	25
02 Clark*	3-8	1-3	4-4	0-2-2	2	11	4	1	0	1	29
11 Harris*	3-5	0-0	5-6	0-1-1	2	11	4	1	0	3	32
00 Terrell	6-12	2-4	4-5	1-3-4	1	18	3	0	0	0	23
23 Tabb	0-1	0-0	0-0	0-4-4	2	0	0	0	0	0	7
25 Mescheriakov	2-4	0-1	2-4	3-2-5	2	6	1	3	0	1	19
40 Walker	1-2	0-0	0-0	0-1-1	1	2	0	1	1	0	13
41 Godwin	0-1	0-0	0-0	0-0-0	1	0	0	1	0	0	2
43 Ingle	0-0	0-0	0-0	0-0-0	0	0	0	0	0	0	2
45 Keenan	1-1	1-1	0-0	0-0-0	1	3	0	0	0	0	2
52 McDermott	0-0	0-0	0-0	0-0-0	0	0	1	0	0	0	2
TEAM				1-1-2							
Totals.....	26-53	5-17	22-26	7-24-31	23	79	17	14	6	7	200

	1st	2nd	OT	Total	FG%	3pFG%	FT%
High Point	26	37	--	63	37.7	31.3	64.3
Wake Forest	38	41	--	79	49.1	29.4	84.6

Points in the paint-HPU 20,WF 30. Points off turnovers-HPU 13,WF 23.
 2nd chance points-HPU 18,WF 8. Fast break points-HPU 2,WF 9.
 Bench points-HPU 35,WF

WF 2010-11 DEMON DEACON BASKETBALL

2010-11 WAKE FOREST BASKETBALL SEASON IN REVIEW

18 WAKE FOREST 65
 VIRGINIA TECH 94
 Jan. 15, 2011 Hokies roll to big win over Deacons
 CASSELL COLISEUM (9,847) BLACKSBURG, VA

WAKE (7-11, 0-3)	fg	3fg	ft	o-d-t	pf	TP	a	to	bs	s	mp
25 Mescheriakov	0-4	0-0	0-0	0-0-0	2	0	0	3	0	0	12
30 McKie*	5-12	0-3	5-6	2-2-2	2	15	0	2	2	1	31
33 Desrosiers*	1-1	0-0	0-0	0-2-2	2	2	2	1	1	0	30
02 Clark*	4-6	3-4	5-5	0-3-3	3	16	0	1	1	1	24
11 Harris*	3-7	1-4	8-10	2-1-3	3	15	3	4	0	2	35
00 Terrell	5-12	3-6	0-0	2-0-2	4	13	3	2	0	0	27
20 Stewart	2-6	0-3	0-0	0-2-2	2	4	0	0	0	0	24
23 Tabb	0-2	0-1	0-0	1-2-3	0	0	0	0	0	0	13
40 Walker	0-0	0-0	0-0	0-0-0	1	0	0	0	0	0	4
TEAM				2-2-4							
Totals.....	20-50	7-21	18-21	9-14-23	19	65	8	16	4	4	200

VT (11-5, 2-2)	fg	3fg	ft	o-d-t	pf	TP	a	to	bs	s	mp
00 Allen*	4-8	0-0	2-3	2-2-4	2	10	1	1	3	2	27
01 Bell*	5-7	2-2	0-0	1-2-3	1	12	3	0	1	2	23
14 Davila*	6-8	0-0	2-2	2-3-5	2	14	2	4	1	0	32
11 Green*	3-5	0-1	4-4	0-3-3	3	10	5	0	1	0	24
23 Delaney8	3-9	1-4	2-4	2-2-3	3	9	9	1	0	0	34
02 Griffin	0-0	0-0	0-0	0-1-1	0	0	0	0	0	0	2
21 Garland	2-6	1-4	0-0	0-1-1	2	5	0	3	0	1	14
22 Parker	1-1	0-0	0-0	0-0-0	0	2	0	0	0	0	2
25 Atkins	5-7	2-3	4-4	0-2-2	1	16	0	1	0	0	17
31 Eddie	3-4	2-3	4-6	0-5-5	3	12	2	0	0	1	21
32 Debnam	2-3	0-0	0-0	1-0-1	1	4	1	0	0	1	4
TEAM				2-1-3							
Totals.....	34-58	8-17	18-21	8-22-30	18	94	23	10	5	8	200

	1st	2nd	OT	Total	FG%	3pFG%	FT%
Wake Forest	24	41	--	65	40.0	33.3	85.7
Virginia Tech	44	50	--	94	58.6	47.1	85.7

Points in the paint-WF 20,VT 44. Points off turnovers-WF 11,VT 26.
 2nd chance points-WF 10,VT 6. Fast break points-WF 4,VT 22.
 Bench points-WF 17,VT 39. Score tied-0 times. Lead changed-1 time.
 Largest lead-WF by 7 1st-17:03, VT by 31 2nd-06:08.
 Officials: Mike Eades, Raymond Styns, Tim Kelly

19 WAKE FOREST 39
 GEORGIA TECH 74
 Jan. 19, 2011 Cold-shooting Deacons fall to the Yellow Jackets
 ALEXANDER MEMORIAL COLISEUM (6,062) ATLANTA, GA

WAKE (7-12, 0-4)	fg	3fg	ft	o-d-t	pf	TP	a	to	bs	s	mp
30 McKie*	4-7	0-0	0-0	1-3-4	4	8	0	3	0	0	29
33 Desrosiers*	1-3	0-1	1-1	1-4-5	1	4	1	0	3	0	20
00 Terrell*	0-9	0-5	3-6	2-2-4	2	3	2	3	0	0	22
02 Clark*	1-4	1-1	1-2	0-1-1	0	4	1	1	0	1	19
11 Harris*	3-10	1-3	0-3	0-3-4	4	7	0	3	0	2	34
01 Chennault	1-3	0-1	1-4	0-0-0	2	3	0	4	0	0	15
20 Stewart	3-9	0-3	3-6	1-3-4	4	9	1	3	1	0	24
23 Tabb	0-0	0-0	0-0	0-0-0	0	0	0	0	0	0	3
25 Mescheriakov	0-2	0-1	0-2	1-3-4	1	0	0	0	0	1	11
40 Walker	1-7	0-0	0-0	5-3-8	2	2	1	1	1	0	19
41 Godwin	0-0	0-0	0-0	0-0-0	0	0	0	0	0	0	1
43 Ingle	0-0	0-0	0-0	0-0-0	0	0	0	0	0	0	1
45 Keenan	0-0	0-0	0-0	0-0-0	0	0	0	0	0	0	1
52 McDermott	0-0	0-0	0-2	0-1-1	0	0	0	0	0	0	1
TEAM				3-2-5							
Totals.....	14-54	2-15	9-26	14-25-39	20	39	6	18	5	4	200

GT (9-8, 2-2)	fg	3fg	ft	o-d-t	pf	TP	a	to	bs	s	mp
24 Holsley*	1-3	0-0	0-0	2-0-2	3	2	1	0	0	0	10
05 Miller*	1-6	0-0	0-0	1-5-6	2	2	1	2	3	2	21
01 Shupert*	7-12	2-3	4-7	1-5-6	3	20	2	2	0	3	21
03 Miller*	1-2	0-0	3-4	1-3-4	4	5	2	0	0	0	17
41 Rice*	7-8	4-5	3-4	2-3-5	3	21	2	1	0	1	23
00 Udofia	2-5	0-2	4-6	1-2-3	3	8	2	1	0	1	17
04 Foreman	0-0	0-0	0-0	0-0-0	0	0	0	1	0	0	4
10 Stivers	0-8	0-2	0-0	1-2-3	1	0	3	0	0	1	17
11 Oliver	2-6	1-3	0-0	1-1-2	1	5	0	2	0	1	22
12 Speller	0-1	0-0	0-0	0-0-0	0	0	0	0	0	0	2
13 Moore	0-0	0-0	0-0	0-0-0	1	0	0	0	0	0	2
14 Morris	3-8	1-1	0-0	1-7-8	2	7	0	3	1	0	22
33 Craig	0-0	0-0	0-0	0-0-0	1	0	0	0	0	0	3
42 Hicks	2-4	0-0	0-2	2-5-7	0	4	0	1	2	0	19
TEAM				3-1-4							
Totals.....	26-63	8-16	14-23	16-34-50	24	74	13	13	6	9	200

	1st	2nd	OT	Total	FG%	3pFG%	FT%
Wake Forest	26	13	--	39	25.9	13.3	34.6
Georgia Tech	44	30	--	74	41.3	50.0	60.9

Points in the paint-WF 14,GT 30. Points off turnovers-WF 13,GT 21.
 2nd chance points-WF 10,GT 12. Fast break points-WF 6,GT 15.
 Bench points-WF 14,GT 24. Score tied-0 times. Lead changed-6 times.
 Largest lead-WF by 2 1st-18:02, GT by 42 2nd-05:27.
 Officials: John Cahill, Sean Corbin, Mike Nance

20 #4 DUKE 83
 WAKE FOREST 59
 Jan. 22, 2011 Duke holds off Deacons to snap Joel losing streak
 LAWRENCE JOEL COLISEUM (14,107) WINSTON-SALEM

DUKE (18-1, 5-1)	fg	3fg	ft	o-d-t	pf	TP	a	to	bs	s	mp
05 Plumlee, Ma*	0-1	0-0	0-2	1-9-10	3	0	1	1	1	1	0
12 Singler*	9-19	3-8	3-4	4-3-7	3	24	4	1	0	2	32
34 Kelly*	6-6	4-4	4-4	2-4-6	0	20	2	0	1	2	31
02 Smith*	6-22	1-6	6-6	1-3-4	1	19	3	3	0	0	37
20 Dawkins*	1-3	1-3	0-0	0-0-0	2	3	0	2	0	0	13
03 Thornton	0-1	0-1	1-2	1-0-1	3	1	2	0	0	1	22
15 Hairston	0-1	0-0	2-2	1-0-1	1	2	0	0	0	0	3
21 Plumlee, Mi	3-3	0-0	2-2	1-2-3	2	8	0	2	1	1	19
30 Curry	1-5	0-4	4-4	0-2-2	1	6	2	0	0	2	21
TEAM				1-3-4							
Totals.....	26-61	9-26	22-26	12-26-38	16	83	14	9	3	11	200

WAKE (7-13, 0-5)	fg	3fg	ft	o-d-t	pf	TP	a	to	bs	s	mp
20 Stewart*	2-7	0-1	1-1	2-4-6	3	5	3	1	0	0	26
30 McKie*	5-9	1-1	1-1	5-4-9	2	12	0	0	0	2	33
33 Desrosiers*	2-6	1-2	0-0	1-3-4	3	5	2	2	1	0	31
02 Clark*	4-8	3-5	0-0	0-2-2	2	11	2	3	0	0	20
11 Harris*	2-9	2-4	5-8	0-5-5	3	11	3	4	0	1	35
00 Terrell	2-7	0-3	0-0	0-1-1	3	4	2	1	0	0	21
01 Chennault	1-4	0-0	0-0	0-0-0	3	2	1	2	0	0	9
23 Tabb	2-3	0-0	1-2	0-1-1	0	5	0	3	0	1	16
40 Walker	1-2	0-0	2-2	0-2-2	0	4	0	1	2	1	9
TEAM				2-2-4							
Totals.....	21-55	7-16	10-14	10-24-34	19	59	13	17	3	5	200

	1st	2nd	OT	Total	FG%	3pFG%	FT%
Duke	41	42	--	83	42.6	34.6	84.6
Wake Forest	32	27	--	59	38.2	43.8	71.4

Points in the paint-DU 24,WF 22. Points off turnovers-DU 9,WF 8.
 2nd chance points-DU 15,WF 10. Fast break points-DU 8,WF 7.
 Bench points-DU 17,WF 15. Score tied-3 times. Lead changed-4 times.
 Last FG-DU 2nd-06:16, WF 2nd-00:19.
 Largest lead-DU by 28 2nd-00:52, WF by 5 1st-13:15.
 Officials: Karl Hess, Les Jones, Dwayne Gladden
 Technical fouls: WF-Terrell.

21 VIRGINIA 71
 WAKE FOREST 76
 Jan. 29, 2011 Deacons, Bzdelik post first ACC victory
 LAWRENCE JOEL COLISEUM (11,783) WINSTON-SALEM

UVA (11-10, 2-5)	fg	3fg	ft	o-d-t	pf	TP	a	to	bs	s	mp
05 Sene*	6-10	0-0	3-8	5-8-13	3	15	0	2	1	0	33
01 Evans*	5-6	0-0	0-0	0-4-4	2	10	3	1	0	1	31
02 Farrakhan*	5-13	1-5	2-3	0-3-3	2	13	1	2	0	0	36
12 Harris*	5-11	2-7	2-2	2-1-3	3	14	2	2	0	0	37
24 Harrell*	3-7	2-2	0-0	0-1-1	2	8	0	2	0	0	25
13 Zeglinski	4-8	3-6	0-1	1-2-3	4	11	4	0	0	0	24
22 Sherrill	0-0	0-0	0-0	1-1-2	3	0	1	1	0	0	7
25 Mitchell	0-1	0-0	0-0	0-1-1	0	0	0	0	0	1	7
TEAM				0-1-1							
Totals.....	28-56	8-20	7-14	9-22-31	19	71	11	11	0	3	200

WAKE (8-13, 1-5)	fg	3fg	ft	o-d-t	pf	TP	a	to	bs	s	mp
20 Stewart*	4-9	1-3	3-4	0-4-4	3	12	2	0	0	0	31
30 McKie*	4-6	1-2	3-3	1-9-10	4	12	0	2	3	2	32
33 Desrosiers*	2-3	1-1	0-0	0-2-2	1	5	0	0	0	0	16



2010-11 DEMON DEACON BASKETBALL

2010-11 WAKE FOREST BASKETBALL SEASON IN REVIEW

24 MIAMI **74**
WAKE FOREST **73**
 Feb. 9, 2011
Terrell's shot at buzzer rims out, as Deacs fall

LAWRENCE JOEL COLISEUM (9,249) WINSTON-SALEM

UM (15-9, 4-6)	fg	3fg	ft	o-d-t	pf	TP	a	to	bs	s	mp
45 Gamble*	2-3	0-0	0-1	5-2-7	5	4	1	0	1	1	19
42 Johnson*	8-10	0-0	9-12	2-5-7	4	25	1	5	0	0	31
01 Scott*	4-6	3-3	6-6	2-1-3	5	17	2	1	0	1	38
03 Grant*	4-10	1-4	1-2	1-1-2	4	10	1	3	0	0	24
25 Adams*	2-9	1-4	3-4	1-3-4	1	8	1	2	0	2	37
15 Brown	0-3	0-2	0-0	0-2-2	2	0	2	3	0	0	19
30 Thomas	3-8	2-7	2-2	1-2-3	1	10	0	0	0	0	29
32 Swoope	0-0	0-0	0-0	1-0-1	0	0	0	0	0	0	3
TEAM				0-0-0							
Totals.....	23-49	7-20	21-27	13-16-29	22	74	8	14	1	4	200

WAKE (8-16, 1-8)	fg	3fg	ft	o-d-t	pf	TP	a	to	bs	s	mp
30 McKie*	4-7	1-2	1-2	1-6-7	1	10	2	2	1	2	35
33 Desrosiers*	2-3	0-0	1-2	0-0-0	3	5	1	0	1	1	11
00 Terrell*	3-9	1-4	3-4	1-2-3	2	10	4	3	0	1	35
02 Clark*	3-7	2-4	1-2	0-0-0	2	9	0	1	0	1	33
11 Harris*	3-3	1-1	17-18	0-1-1	4	24	4	2	0	0	31
01 Chennault	2-6	0-1	2-3	0-4-4	3	6	1	3	0	0	21
25 Mescheriakov	0-0	0-0	0-0	0-0-0	0	0	0	0	0	0	5
40 Walker	4-4	0-0	1-2	2-3-5	5	9	2	2	4	0	29
TEAM				0-1-1							
Totals.....	21-39	5-12	26-33	4-17-21	20	73	14	13	6	5	200

	1st	2nd	OT	Total	FG%	3pFG%	FT%
Miami	37	37	--	74	46.9	35.0	77.8
Wake Forest	37	36	--	73	53.8	41.7	78.8

Points in the paint-UM 28,WF 20. Points off turnovers-UM 16,WF 5.
 2nd chance points-UM 9,WF 6. Fast break points-UM 5,WF 4.
 Bench points-UM 10,WF 15. Score tied-14 times. Lead changed-20 times.
 Largest lead-UM by 9 1st-15:40, WF by 3 2nd-15:11.
 Officials: Jamie Luckie, Brian Dorsey, Bernard Clinton

25 NC STATE **80**
WAKE FOREST **55**
 Feb. 13, 2011
Rival Wolfpack sweeps season from Deacons

LAWRENCE JOEL COLISEUM (12,576) WINSTON-SALEM

NCSU (13-11, 3-7)	fg	3fg	ft	o-d-t	pf	TP	a	to	bs	s	mp
05 Leslie*	7-13	0-1	5-8	4-4-8	2	19	1	1	0	0	29
15 Wood*	4-6	1-3	0-0	1-1-2	1	9	1	1	1	1	27
23 Smith,T.*	9-12	0-0	2-2	0-8-8	2	20	1	1	0	1	29
02 Brown*	3-7	1-3	0-0	1-1-2	2	7	7	2	1	1	31
12 Harrow*	4-10	1-2	0-0	0-2-2	0	9	6	3	0	2	24
00 Painter	2-3	0-0	0-0	1-1-2	2	4	0	0	0	0	11
01 Howell	2-3	0-0	0-0	1-4-5	3	4	0	0	2	1	13
04 Kufuor	0-0	0-0	0-0	0-0-0	0	0	0	0	0	0	1
10 Gonzalez	1-3	1-1	2-2	0-0-1	1	5	3	1	0	1	15
14 Vandenberg	0-0	0-0	0-0	0-1-1	0	0	0	0	0	0	1
20 Lewis	0-0	0-0	0-0	0-1-1	0	0	0	0	0	0	2
21 Williams	1-2	0-0	1-2	0-1-1	1	3	3	2	0	0	16
25 Smith,K.	0-0	0-0	0-0	0-0-0	0	0	0	0	0	0	1
TEAM				3-1-4							
Totals.....	33-59	4-10	10-14	11-25-36	14	80	22	11	4	7	200

WAKE (8-17, 1-9)	fg	3fg	ft	o-d-t	pf	TP	a	to	bs	s	mp
30 McKie*	6-16	2-3	1-3	4-3-7	0	15	0	2	0	1	36
33 Desrosiers*	2-4	0-0	2-2	3-3-6	3	6	1	0	2	0	21
00 Terrell*	3-7	0-1	1-1	1-1-2	3	7	1	2	0	1	29
02 Clark*	1-4	1-3	0-0	0-0-0	0	3	0	3	0	0	18
11 Harris*	2-6	0-1	2-2	0-5-5	4	6	6	4	0	0	34
01 Chennault	3-8	0-1	1-1	0-1-1	3	7	1	2	0	1	19
20 Stewart	1-3	0-1	2-2	0-2-2	1	4	0	2	0	0	19
25 Mescheriakov	3-4	0-1	1-1	0-0-0	3	7	0	0	0	0	13
40 Walker	0-2	0-0	0-0	1-0-1	0	0	0	0	0	1	10
43 Ingle	0-0	0-0	0-0	0-0-0	0	0	0	0	0	0	1
TEAM				0-2-2							
Totals.....	21-54	3-11	10-12	9-17-26	17	55	9	15	2	4	200

	1st	2nd	OT	Total	FG%	3pFG%	FT%
NC State	37	43	--	80	55.9	40.0	71.4
Wake Forest	29	26	--	55	38.9	27.3	83.3

Points in the paint-ST 46,WF 32. Points off turnovers-ST 19,WF 9.
 2nd chance points-ST 11,WF 6. Fast break points-ST 12,WF 4.
 Bench points-ST 16,WF 18. Score tied-0 times. Lead changed-0 times.
 Largest lead-ST by 25 2nd-02:02, WF None.
 Officials: Bryan Kersey, Les Jones, Tim Nestor

26 WAKE FOREST **64**
#19 NORTH CAROLINA **78**
 Feb. 15, 2011
Deacons come up short in loss at Tar Heels

SMITH CENTER (20,229) CHAPEL HILL, NC

WAKE (8-18, 1-10)	fg	3fg	ft	o-d-t	pf	TP	a	to	bs	s	mp
30 McKie*	3-11	1-3	0-0	3-6-9	1	7	2	4	0	0	30
33 Desrosiers*	0-2	0-0	0-0	2-2-4	1	0	0	0	0	0	9
00 Terrell*	6-10	4-8	2-2	0-0-0	5	18	0	1	0	1	26
02 Clark*	3-8	1-4	6-6	0-3-3	4	13	1	0	0	1	26
11 Harris*	1-12	0-1	2-2	0-3-3	2	4	3	1	0	1	31
01 Chennault	2-4	0-0	0-0	0-1-1	3	4	1	3	0	0	16
20 Stewart	1-5	1-3	0-0	0-6-6	1	3	1	3	0	0	19
25 Mescheriakov	2-2	0-0	0-0	0-0-0	5	4	0	1	0	0	10
40 Walker	4-6	0-0	0-0	3-1-4	3	8	0	0	4	1	30
41 Godwin	0-0	0-0	0-0	0-0-0	0	0	0	0	0	0	1
43 Ingle	0-0	0-0	0-0	0-0-0	0	0	0	0	0	0	1
45 Keenan	1-1	1-1	0-0	0-0-0	0	3	0	0	0	0	1
TEAM				0-5-5							
Totals.....	23-61	8-20	10-10	8-27-35	25	64	8	13	4	5	200

UNC (19-6, 9-2)	fg	3fg	ft	o-d-t	pf	TP	a	to	bs	s	mp
31 Henson*	5-11	0-0	4-10	5-8-13	2	14	2	1	5	1	28
40 Barnes*	7-20	1-8	2-2	1-3-4	1	17	4	0	1	1	28
44 Zeller*	6-9	0-0	6-6	5-4-9	2	18	0	2	0	1	27
01 Strickland*	0-6	0-5	2-2	0-3-3	2	3	0	0	0	0	31
05 Marshall*	1-3	1-1	0-0	0-3-3	2	3	8	2	0	1	28
02 McDonald	3-9	2-6	5-6	5-2-7	1	13	2	2	0	1	16
03 Bolick	0-0	0-0	2-2	0-0-0	0	2	0	0	0	0	1
13 Hatchell	0-1	0-1	0-0	0-0-0	1	0	0	0	0	0	1
15 Cooper	0-0	0-0	0-0	0-0-0	0	0	0	0	0	0	1
22 Dupont	0-0	0-0	0-0	0-0-0	0	0	0	0	0	0	1
24 Watts	0-0	0-0	0-0	0-1-1	0	0	1	0	0	0	11
25 Knox,	2-5	0-0	0-0	2-0-2	0	4	0	1	1	1	12
30 Crouch	0-0	0-0	0-0	0-0-0	0	0	0	0	0	0	1
35 Bullock	2-7	1-6	0-0	1-3-4	1	5	0	0	0	0	14
TEAM				1-3-4							
Totals.....	26-71	5-27	21-28	20-30-50	12	78	20	8	7	6	200

	1st	2nd	OT	Total	FG%	3pFG%	FT%
Wake Forest	28	36	--	64	37.7	40.0	100.0
North Carolina	41	37	--	78	36.6	18.5	75.0

Points in the paint-WF 24,NC 36. Points off turnovers-WF 7,NC 13.
 2nd chance points-WF 10,NC 16. Fast break points-WF 2,NC 8.
 Bench points-WF 22,NC 24. Score tied-0 times. Lead changed-0 times.
 Largest lead-WF None, NC by 19 2nd-16:31.
 Officials: Karl Hess, Ray Natili, Michael Stephens

27 FLORIDA STATE **84**
WAKE FOREST **66**
 Feb. 19, 2011
Seminoles rally in second half to sweep Deacons

LAWRENCE JOEL COLISEUM (10,932) WINSTON-SALEM

FSU (19-7, 9-3)	fg	3fg	ft	o-d-t	pf	TP	a	to	bs	s	mp
05 James*	6-8	0-0	3-3	2-6-8	1	15	0	1	2	1	23
10 White*	5-8	0-0	3-3	0-2-2	3	13	1	1	2	2	23
04 Dulkys*	3-8	2-7	6-9	1-5-6	1	14	1	0	1	0	28
21 Snaer*	2-7	0-2	2-2	1-5-6	3	6	4	0	0	1	21
22 Kitchen*	0-2	0-1	2-2	0-1-1	3	2	3	5	0	2	23
00 Jordan	0-0	0-0	0-0	0-1-1	2	0	0	0	0	0	4
01 Gibson	2-4	0-0	3-4	2-1-3	1	7	0	1	0	0	5
02 Yawn	0-0	0-0	0-0	0-0-0	0	0	1	0	0	1	2
03 Loucks	1-2	0-1	2-4	0-2-2	3	4	3	1	0	0	21
15 Shannon	1-3	0-0	3-4	3-1-4	4	5	2	1	0	1	16
20 Portuondo	0-1	0-1	0-0	0-0-0	1	0	0	0	0	0	1
24 Rutledge	1-2	0-0	0-0	1-0-1	0	2	0	0	0	0	1
30 Miller	4-12	2-6	4-4	1-4-5	1	14	0	0	0	0	20
33 Moreau	0-0	0-0	0-0	0-0-0	0	0	0	0	0	0	1
50 Krefl	1-1	0-0	0-0	0-2-2	1	2	0	2	0	0	11
TEAM				0-0-0							
Totals.....	26-58	4-18	28-35	11-30-41	24	84	15	13	4	9	200

WAKE (8-19, 1-11)	fg	3fg	ft	o-d-t	pf	TP	a	to	bs	s	mp
30 McKie*	6-13	0-3	8-10	4-4-8	4	20	0	2	1	2	36
33 Desrosiers*	1-3	0-1	0-0	1-2-3	3	2	2	1	3	0	23
00 Terrell*	2-9	2-5	6-6	1-1-2	3	12	3	4	0	0	22
02 Clark*	1-3	0-0	0-1	0-0-0	0	2	0	1	0	0	23
11 Harris*	0-5	0-2	4-5	1-3-4	3	4	3	1	0	2	32
01 Chennault	4-11	1-3	3-5	2-2-4	4	12	1	0	0	0	19
20 Stewart	5-12	0-3	2-2	1-4-5	3	12	0	3	0	0	21
25 Mescheriakov	0-0</										

WF 2010-11 DEMON DEACON BASKETBALL

2010-11 WAKE FOREST BASKETBALL SEASON IN REVIEW

30	GEORGIA TECH	80
Mar. 3, 2011	WAKE FOREST	54
Jackets spoil Senior Day for Clark, McDermott		
LAWRENCE JOEL COLISEUM (9,639)		WINSTON-SALEM

GT (12-17, 4-11)	fg	3fg	ft	o-d-t	pf	TP	a	to	bs	s	mp
05 Miller, D.*	1-2	0-0	1-4	2-6-8	3	3	1	4	1	3	24
01 Shumpert*	8-14	2-3	6-9	2-6-8	2	24	3	1	0	6	23
03 Miller, M.*	6-12	2-3	6-7	0-5-5	1	20	1	1	0	3	33
10 Storrs*	1-6	1-4	0-0	0-3-3	4	3	2	2	0	1	27
14 Morris*	5-11	2-5	1-1	1-1-2	0	13	3	2	0	4	30
00 Udofia	0-1	0-0	0-0	0-0-0	5	0	2	0	0	0	6
04 Foreman	1-1	0-0	0-0	1-0-1	1	2	0	0	0	0	5
12 Speller	0-0	0-0	0-0	0-0-0	0	0	0	0	0	0	1
13 Moore	0-0	0-0	0-0	0-0-0	0	0	0	0	0	0	1
24 Holsey	2-5	0-0	1-2	2-3-5	3	5	0	2	1	0	15
33 Craig	1-2	0-1	0-0	0-0-0	0	2	0	1	0	1	2
41 Rice	3-8	1-3	0-0	4-4-8	3	7	4	2	0	1	24
42 Hicks	0-1	0-0	1-2	1-1-2	2	1	1	0	0	0	9
TEAM				1-1-2							
Totals.....	28-63	8-19	16-25	14-30-44	24	80	15	17	2	19	200

WAKE (8-22, 1-14)	fg	3fg	ft	o-d-t	pf	TP	a	to	bs	s	mp
30 McKie*	3-5	0-0	5-8	2-3-5	3	11	0	4	0	0	28
33 Desrosiers*	1-3	0-0	0-0	0-2-2	2	2	0	0	0	0	20
00 Terrell*	1-6	0-2	2-3	0-0-0	3	4	2	3	0	1	21
02 Clark*	5-12	2-4	3-3	0-1-1	2	15	1	3	0	2	30
11 Harris*	1-4	0-3	8-10	0-3-3	3	10	0	2	0	2	25
01 Chennault	1-3	0-0	0-1	0-3-3	3	2	4	6	0	2	20
20 Stewart	0-5	0-2	0-0	0-3-3	0	0	0	2	0	0	17
25 Mescheriakov	2-4	2-3	2-4	1-3-4	2	8	1	2	0	1	21
40 Walker	0-1	0-0	0-0	0-1-1	0	0	0	0	0	0	7
41 Godwin	0-0	0-0	0-0	0-0-0	0	0	0	0	0	0	2
43 Ingle	0-0	0-0	0-0	0-0-0	0	0	0	0	0	0	2
45 Keenan	0-1	0-1	0-0	0-0-0	0	0	1	0	0	0	4
52 McDermott	1-2	0-0	0-0	0-1-1	0	2	0	0	0	0	3
TEAM				1-3-4							
Totals.....	15-46	4-15	20-29	4-23-27	18	54	9	22	0	8	200
	1st	2nd	OT	Total	FG%	3pFG%	FT%				
Georgia Tech	35	45	--	80	44.4	42.1	64.0				
Wake Forest	28	26	--	54	32.6	26.7	69.0				

Points in the paint-GT 32, WF 22. Points off turnovers-GT 23, WF 10.
 2nd chance points-GT 15, WF 3. Fast break points-GT 19, WF 10.
 Bench points-GT 17, WF 12. Score tied-4 times. Lead changed-4 times.
 Largest lead-GT by 28 2nd-03:00, WF by 5 1st-15:02.
 Officials: Les Jones, Ed Corbett, Sean Corbin
 Technical fouls: GT-Udofia.

31	WAKE FOREST	68
Mar. 6, 2011	BOSTON COLLEGE	84
Deacons close regular season with loss at BC		
CONTE FORUM (8,606)		CHESTNUT HILL, MA

WAKE (8-23, 1-15)	fg	3fg	ft	o-d-t	pf	TP	a	to	bs	s	mp
30 McKie*	9-13	3-3	2-2	4-2-6	1	23	0	0	2	1	32
33 Desrosiers*	3-8	0-2	1-1	1-1-2	2	7	2	0	3	1	30
00 Terrell*	1-4	1-2	0-0	0-2-2	1	3	1	3	0	0	14
02 Clark*	7-12	0-2	0-0	0-3-3	3	14	0	2	0	0	25
11 Harris*	4-8	1-3	2-4	0-1-1	3	11	1	3	0	1	30
01 Chennault	0-2	0-0	1-2	0-4-4	0	1	4	5	0	1	23
20 Stewart	0-0	0-0	0-0	0-0-0	1	0	1	1	0	0	4
25 Mescheriakov	3-4	1-2	0-0	1-0-1	2	7	1	1	0	1	13
40 Walker	0-0	0-0	0-0	0-1-1	0	0	1	0	1	0	9
41 Godwin	1-1	0-0	0-0	0-0-0	1	2	0	0	0	0	2
43 Ingle	0-0	0-0	0-0	0-0-0	0	0	0	0	0	0	2
45 Keenan	0-2	0-1	0-0	1-1-2	2	0	2	0	0	0	14
52 McDermott	0-0	0-0	0-0	0-1-1	0	0	0	0	0	0	2
TEAM				0-2-2							
Totals.....	28-54	6-15	6-9	7-18-25	16	68	13	15	6	5	200

BC (19-11, 9-7)	fg	3fg	ft	o-d-t	pf	TP	a	to	bs	s	mp
11 Raji*	9-16	1-3	2-2	4-2-6	1	21	2	1	0	0	27
12 Trapani*	6-11	2-3	3-4	1-2-3	2	17	3	4	1	2	24
52 Southern*	1-4	0-0	0-1	1-2-3	2	2	4	2	0	1	20
05 Paris*	6-7	6-7	1-2	0-3-3	0	19	4	1	0	2	36
20 Cahill*	2-3	0-1	0-0	1-2-3	1	4	1	0	0	0	27
00 Jackson	5-6	2-2	2-2	0-1-1	1	14	7	1	1	2	20
04 Moton	1-4	0-3	0-0	0-2-2	3	2	1	0	0	1	23
14 Mosakowski	0-0	0-0	0-0	0-0-0	0	0	0	0	0	0	2
24 Kowalski	0-1	0-1	0-2	0-1-1	0	0	0	0	0	0	3
25 Rehnquist	1-1	0-0	0-0	0-0-0	0	2	0	0	0	0	2
30 Elmore	1-2	1-2	0-0	0-2-2	0	3	0	0	0	0	7
31 Rubin	0-0	0-0	0-0	0-1-1	0	0	1	0	0	0	4
55 Dunn	0-0	0-0	0-0	0-1-1	0	0	0	4	0	0	5
TEAM				1-1-2							
Totals.....	32-55	12-22	8-13	8-20-28	10	84	23	13	2	8	200

Points in the paint-WF 34, BC 30. Points off turnovers-WF 14, BC 16.
 2nd chance points-WF 12, BC 9. Fast break points-WF 4, BC 9.
 Bench points-WF 10, BC 21. Score tied-3 times. Lead changed-9 times.
 Largest lead-WF by 6 1st-14:05, BC by 24 2nd-15:09.
 Officials: Jamie Luckie, Bryan Kersey, Sean Hull

32	WAKE FOREST	67
Mar. 10, 2011	BOSTON COLLEGE	81
Deacons come up short in ACC Tournament		
GREENSBORO COLISEUM (23,381)		GREENSBORO, NC

WAKE (8-24, 1-15)	fg	3fg	ft	o-d-t	pf	TP	a	to	bs	s	mp
30 McKie*	7-10	0-1	2-5	3-9-12	1	16	1	0	1	1	36
33 Desrosiers*	1-2	0-0	0-0	1-1-2	3	2	0	2	1	1	15
00 Terrell*	5-12	2-4	3-4	1-3-4	3	15	2	1	0	1	32
02 Clark*	6-11	3-5	0-0	0-1-1	3	15	1	1	0	2	33
11 Harris*	1-7	0-1	2-2	0-0-0	2	4	2	2	0	1	34
01 Chennault	1-7	0-1	0-0	3-1-4	3	2	3	0	0	1	19
25 Mescheriakov	6-12	0-4	1-1	0-3-3	4	13	2	1	0	1	24
40 Walker	0-0	0-0	0-2	1-0-1	2	0	0	0	1	0	6
52 McDermott	0-1	0-0	0-0	0-0-0	0	0	0	0	0	0	1
TEAM				2-0-2							
Totals.....	27-62	5-16	8-14	11-18-29	21	67	11	7	3	8	200

BC (20-11, 9-7)	fg	3fg	ft	o-d-t	pf	TP	a	to	bs	s	mp
11 Raji*	2-10	0-4	1-2	4-7-11	3	5	0	3	0	0	26
12 Trapani*	8-12	1-3	5-6	0-6-6	1	22	3	2	0	0	31
00 Jackson*	10-13	2-4	5-8	2-3-5	1	27	6	3	0	0	36
05 Paris*	7-12	6-10	1-2	0-0-0	1	21	5	2	0	0	36
20 Cahill*	1-2	1-2	0-0	0-1-1	2	3	2	0	1	0	27
04 Moton	0-1	0-1	1-2	1-1-2	4	1	1	0	0	0	21
24 Kowalski	0-0	0-0	0-0	0-0-0	0	0	0	0	0	0	1
30 Elmore	0-1	0-1	0-0	1-1-2	2	0	0	0	0	0	14
52 Southern	1-3	0-0	0-0	1-3-4	1	2	0	2	0	1	8
TEAM				2-5-7							
Totals.....	29-54	10-25	13-20	11-27-38	15	81	17	12	1	1	200

	1st	2nd	OT	Total	FG%	3pFG%	FT%
Wake Forest	31	36	--	67	43.5	31.3	57.1
Boston College	47	34	--	81	53.7	40.0	65.0

Points in the paint-WF 32, BC 32. Points off turnovers-WF 11, BC 12.
 2nd chance points-WF 8, BC 8. Fast break points-WF 8, BC 2.
 Bench points-WF 15, BC 3. Score tied-1 time. Lead changed-0 times.
 Largest lead-WF None, BC by 21 2nd-18:55.
 Officials: Les Jones, Tim Nestor, Sean Hull



2010-11 WAKE FOREST BASKETBALL SEASON IN REVIEW

TONY CHENNAULT


1

FRESHMAN • GUARD • 6-2 • 195 • PHILADELPHIA, PA • NEUMANN-GORETTI

Tough, hard-nosed point guard out of Philadelphia ... Looks to push the ball in transition ... Able to change speed and direction to penetrate into the lane ... Solid mid-range jumper ... First Philly native to suit up for the Deacons since Fran McCaffery in 1978 ... First Pennsylvania native to play for Wake Forest since actor Marc Blucas (Girard, Pa.) from 1991-94.

CHENNAULT'S 2010-11 SEASON HIGHLIGHTS:

Missed most of the preseason with a stress reaction in his left foot ... Made his collegiate debut in the season opener vs. Stetson (Nov. 12) and finished with 6 points and 3 assists ... Broke his previously injured foot in the opener and had surgery on Monday, Nov. 15 ... Made his return at Georgia Tech (Jan. 19) after a 17-game hiatus ... Played 15 minutes and scored 3 points against the Yellow Jackets ... Scored 2 points and had 1 assist in 9 minutes vs. Duke (Jan. 22) ... Had an offensive rebound and an assist in 7 minutes vs. Virginia (Jan. 29) ... Recorded his first-career double-digit scoring game at Florida State (Feb. 1) with 10 points, while also dishing out 3 assists and grabbing 3 rebounds ... Played 23 minutes and scored 6 points while dishing out 3 assists and grabbing 4 rebounds at Maryland (Feb. 5) ... Had 6 points and 4 rebounds vs. Miami (Feb. 9) ... Scored 7 points vs. NC State (Feb. 13) ... Turned in 4 points and an assist at North Carolina (Feb. 15) ... Scored 12 points and pulled down 4 boards vs. Florida State (Feb. 19) ... Registered 4 points, 4 rebounds and 2 assists vs. Virginia Tech (Feb. 22) ... Pulled down 3 rebounds at Clemson (Feb. 26) ... Dished out 4 assists and had 2 steals vs. Georgia Tech (Mar. 3) ... Finished with 4 assists and 4 rebounds at Boston College (Mar. 6) ... Had 4 rebounds and 3 assists vs. Boston College in the ACC Tournament (Mar. 10).



SEASON HIGHS

POINTS

SEASON: 12, vs. FSU (2/19/11)

REBOUNDS

SEASON: 4, six times
(last: vs. Boston College, 3/10/11)

OFFENSIVE REBOUNDS

SEASON: 3, vs. Boston Coll. (3/10/11)

ASSISTS

SEASON: 4, two times
(last: at Boston College, 3/6/11)

STEALS

SEASON: 2, vs. Georgia Tech (3/3/11)

BLOCKED SHOTS

SEASON: 0

FIELD GOALS

SEASON: 4, two times
(last: vs. Florida State, 2/19/11)

FIELD GOAL ATTEMPTS

SEASON: 11, vs. FSU (2/19/11)

FREE THROWS

SEASON: 4, vs. Stetson (11/12/10)

FREE THROW ATTEMPTS

SEASON: 5, vs. FSU (2/19/11)

3-POINT FIELD GOALS

SEASON: 1, two times
(last: vs. Florida State, 2/19/11)

3-POINT ATTEMPTS

SEASON: 3, vs. FSU (2/19/11)

MINUTES PLAYED

SEASON: 23, two times
(last: at Boston College, 3/6/11)

CHENNAULT'S 2010-11 GAME-BY-GAME STATISTICS

Opponent	Date	Min	FG	FGA	Pct	3PT	3PA	Pct	FT	FTA	Pct	O	D	REB	Avg	PF	FO	AS	TO	BS	ST	TP	Avg		
STETSON	11/12/10	13	1	4	.250	0	0	.000	4	4	1.000	1	1	2	2.0	2	0	3	1	0	0	6	6.0		
HAMPTON	11/15/10		DNP - INJURY																						
VCU	11/16/10		DNP - INJURY																						
at Elon	11/20/10		DNP - INJURY																						
WINTHROP	11/22/10		DNP - INJURY																						
MARIST	11/23/10		DNP - INJURY																						
IOWA	11/30/10		DNP - INJURY																						
HOLY CROSS	12/04/10		DNP - INJURY																						
at UNCW	12/12/10		DNP - INJURY																						
UNCG	12/15/10		DNP - INJURY																						
at Xavier	12/18/10		DNP - INJURY																						
PRESBYTERIAN	12/21/10		DNP - INJURY																						
at Richmond	12/29/10		DNP - INJURY																						
GONZAGA	01/02/11		DNP - INJURY																						
HIGH POINT	01/05/11		DNP - INJURY																						
at NC State	01/08/11		DNP - INJURY																						
MARYLAND	01/12/11		DNP - INJURY																						
at Virginia Tech	01/15/11		DNP - INJURY																						
at Georgia Tech	01/19/11	15	1	3	.333	0	1	.000	1	4	.250	0	0	0	1.0	2	0	0	4	0	0	3	4.5		
DUKE	01/22/11	9	1	4	.250	0	0	.000	0	0	.000	0	0	0	0.7	3	0	1	2	0	0	2	3.7		
VIRGINIA	01/29/11	7	0	4	.000	0	1	.000	0	0	.000	1	0	1	0.8	1	0	1	1	0	0	0	2.8		
at Florida State	02/01/11	20	4	9	.444	1	2	.500	1	3	.333	0	3	3	1.2	2	0	3	3	0	0	10	4.2		
at Maryland	02/05/11	23	3	10	.300	0	1	.000	0	0	.000	0	4	4	1.7	3	0	3	3	0	0	6	4.5		
MIAMI	02/09/11	21	2	6	.333	0	1	.000	2	3	.667	0	4	4	2.0	3	0	1	3	0	0	6	4.7		
NC STATE	02/13/11	19	3	8	.375	0	1	.000	1	1	1.000	0	1	1	1.9	3	0	1	2	0	1	7	5.0		
at N. Carolina	02/15/11	16	2	4	.500	0	0	.000	0	0	.000	0	1	1	1.8	3	0	1	3	0	1	4	4.9		
FLORIDA STATE	02/19/11	19	4	11	.364	1	3	.333	3	5	.600	2	2	4	2.0	4	0	1	0	0	0	12	5.6		
VIRGINIA TECH	02/22/11	17	2	7	.286	0	2	.000	0	0	.000	2	2	4	2.2	4	0	2	1	0	0	4	5.5		
at Clemson	02/26/11	21	1	7	.143	0	1	.000	0	0	.000	0	3	3	2.3	3	0	1	2	0	0	2	5.2		
GEORGIA TECH	03/03/11	20	1	3	.333	0	0	.000	0	1	.000	0	3	3	2.3	3	0	4	6	0	2	2	4.9		
at Boston Coll.	03/06/11	23	0	2	.000	0	0	.000	1	2	.500	0	4	4	2.4	0	0	4	5	0	1	1	4.6		
vs Boston Coll.	03/10/11	19	1	7	.143	0	1	.000	0	0	.000	3	1	4	2.5	3	0	3	0	0	1	2	4.5		
TOTALS		262	26	89	.292	2	14	.143	13	23	.565	9	29	38	2.5	39	0	29	36	0	6	67	4.5		

*denotes starter

CHENNAULT'S CAREER STATISTICS

Season	G	GS	MP	MPG	FG	FGA	PCT	3PT	3PA	PCT	FT	FTA	PCT	O-D-REB	AVG	PF-DQ	AS	TO	BS	ST	PTS	AVG
2010-11	15	0	262	17.5	26	89	.292	2	14	.143	13	23	.565	9-29-38	2.5	39-0	29	36	0	6	67	4.5
TOTAL	15	0	262	17.5	26	89	.292	2	14	.143	13	23	.565	9-29-38	2.5	39-0	29	36	0	6	67	4.5

CHENNAULT'S CAREER ACC STATISTICS

Season	G	GS	MP	MPG	FG	FGA	PCT	3PT	3PA	PCT	FT	FTA	PCT	O-D-REB	AVG	PF-DQ	AS	TO	BS	ST	PTS	AVG
2010-11	13	0	230	17.7	24	78	.308	2	13	.154	9	19	.474	5-27-32	2.5	34-0	23	35	0	5	59	4.5
TOTAL	13	0	230	17.7	24	78	.308	2	13	.154	9	19	.474	5-27-32	2.5	34-0	23	35	0	5	59	4.5






2010-11 DEMON DEACON BASKETBALL

2010-11 WAKE FOREST BASKETBALL SEASON IN REVIEW

GARY CLARK

2



SENIOR • GUARD • 6-4 • 200 • SARASOTA, FL • MONTVERDE ACADEMY

Selected as a co-captain prior to the season ... A sharp-shooting guard who can score in bunches from long-range ... Athletic and versatile wing who sees most of his time at the shooting guard position ... Has the potential to be lethal from 3-point distance ... Possesses the ability to score off the dribble as well ... A good student who was named to the All-ACC Academic Team in 2008 ... Was a late signee in the 2007 recruiting class ... Came from the same high school, Montverde (Fla.) Academy, that produced former Deacon L.D. Williams ... Majoring in mathematics.

CLARK'S 2010-11 SEASON HIGHLIGHTS:

Opened the season with 8 points and a pair of 3-pointers vs. Stetson (Nov. 12) ... Made his first collegiate start against the Hatters ... Had 5 points, 5 rebounds and 2 assists in a start vs. Hampton (Nov. 15) ... Came off the bench vs. VCU (Nov. 16) and finished with 5 points and 3 assists ... Scored 17 points on 6-of-8 shooting, including a 3-for-3 mark from 3-point range at Elon (Nov. 20) ... Led the team with 23 points on 9-of-11 shooting, including a 5-for-7 mark from 3-point range, vs. Winthrop (Nov. 22) ... Turned in 12 points, 4 rebounds and 3 assists vs. Marist (Nov. 23) ... Scored 3 points and tied a team-high with 4 assists vs. Iowa (Nov. 30) ... Had a solid shooting night with 16 points vs. Holy Cross (Dec. 4), going 6-of-11 from the field, 2-of-4 from 3-point range and 2-of-2 from the line ... Was 4-of-6 from beyond the arc, scored 20 points and grabbed 5 boards against UNC Wilmington (Dec. 12) ... Started and scored 9 points vs. UNC Greensboro (Dec. 15) ... Scored 8 points and hit his only 3-point attempt against Xavier (Dec. 18) ... Shot 7-for-9 from the field and scored 14 points vs. Presbyterian (Dec. 21) ... Connected on 4-of-5 from long range and scored 14 points at Richmond (Dec. 29) ... Scored 13 points on 2-of-3 shooting from beyond the arc and dished out 4 assists vs. Gonzaga (Jan. 2) ... Shot 1-of-3 from beyond the arc and scored 11 points while distributing 4 assists vs. High Point (Jan. 5) ... Led the team with 13 points on 5-of-7 shooting and had 3 steals at NC State (Jan. 8) ... Dished out 4 assists and scored 5 points vs. Maryland (Jan. 12) ... Scored a team-high 16 points and was 3-for-4 from long range vs. Virginia Tech (Jan. 15) ... Hit his only 3-point attempt and scored 4 points at Georgia Tech (Jan. 19) ... Made 3 shots from long range and scored 11 points vs. Duke (Jan. 22) ... Scored 10 points and went 2-for-5 from 3-point range in a win over Virginia (Jan. 29) ... Led Wake with 16 points on 4-of-6 shooting from 3-point range at FSU (Feb. 1) ... Had 3 assists and 4 rebounds to go along with 5 points at Maryland (Feb. 5) ... Scored 9 points vs. Miami (Feb. 9) ... Hit a 3-pointer to finish with 3 points vs. NC State (Feb. 13) ... Scored 13 points and went 6-for-6 at the free throw line at UNC (Feb. 15) ... Scored 2 points vs. FSU (Feb. 19) ... Scored 13 points on 5-of-8 shooting vs. Virginia Tech (Feb. 22) ... Turned in 7 points, 4 assists and 3 steals at Clemson (Feb. 26) ... Led the team with 15 points and went 2-for-4 from 3-point range on Senior Day vs. Georgia Tech (Mar. 3) ... Scored 14 points on 7-of-12 shooting at Boston College (Mar. 6) ... Scored 15 points on 6-of-11 shooting, including a 3-for-5 mark from 3-point range, vs. Boston College in the ACC Tournament (Mar. 10).

CLARK'S 2010-11 GAME-BY-GAME STATISTICS

Opponent	Date	Min	FG	FGA	Pct	3PT	3PA	Pct	FT	FTA	Pct	O	D	REB	Avg	PF	FO	AS	TO	BS	ST	TP	AVG
STETSON	11/12/10	24*	2	5	.400	2	3	.667	2	2	1.000	1	1	2	2.0	3	0	0	3	0	0	8	8.0
HAMPTON	11/15/10	26*	1	4	.250	0	0	.000	3	4	.750	2	3	5	3.5	4	0	2	2	1	0	5	6.5
VCU	11/16/10	22	1	5	.200	1	1	1.000	2	2	1.000	0	1	1	2.7	0	0	3	1	0	0	5	6.0
at Elon	11/20/10	26	6	8	.750	3	3	1.000	2	2	1.000	1	2	3	2.8	2	0	2	1	0	1	17	8.8
WINTHROP	11/22/10	31	9	11	.818	5	7	.714	0	0	.000	1	3	4	3.0	3	0	0	0	0	1	23	11.6
MARIST	11/23/10	27	2	6	.333	2	3	.667	6	6	1.000	0	4	4	3.2	3	0	3	0	0	0	12	11.7
IOWA	11/30/10	25	1	2	.500	0	0	.000	1	2	.500	1	1	2	3.0	3	0	4	1	1	1	3	10.4
HOLY CROSS	12/04/10	33*	6	11	.545	2	4	.500	2	2	1.000	1	2	3	3.0	1	0	1	3	0	2	16	11.1
at UNCW	12/12/10	30	8	11	.727	4	6	.667	0	0	.000	1	4	5	3.2	2	0	0	2	1	1	20	12.1
UNCG	12/15/10	22*	3	7	.429	1	3	.333	2	5	.400	1	0	1	3.0	1	0	2	1	0	1	9	11.8
at Xavier	12/18/10	19*	3	6	.500	1	1	1.000	1	3	.333	0	2	2	2.9	1	0	0	2	0	0	8	11.5
PRESBYTERIAN	12/21/10	31*	7	9	.778	0	1	.000	0	0	.000	0	2	2	2.8	3	0	1	3	0	3	14	11.7
at Richmond	12/29/10	29*	5	9	.556	4	5	.800	0	0	.000	0	1	1	2.7	4	0	2	1	0	1	14	11.8
GONZAGA	01/02/11	28*	4	9	.444	2	3	.667	3	4	.750	0	1	1	2.6	4	0	4	1	0	0	13	11.9
HIGH POINT	01/05/11	29*	3	8	.375	1	3	.333	4	4	1.000	0	2	2	2.5	2	0	4	1	0	1	11	11.9
at NC State	01/08/11	26*	5	7	.714	0	1	.000	3	3	1.000	1	1	2	2.5	1	0	1	0	0	3	13	11.9
MARYLAND	01/12/11	28*	2	7	.286	0	0	.000	1	1	1.000	1	2	3	2.5	4	0	4	4	0	2	5	11.5
at Virginia Tech	01/15/11	24*	4	6	.667	3	4	.750	5	5	1.000	0	3	3	2.6	3	0	0	1	1	1	16	11.8
at Georgia Tech	01/19/11	19*	1	4	.250	1	1	1.000	1	2	.500	0	1	1	2.5	0	0	1	1	0	1	4	11.4
DUKE	01/22/11	20*	4	8	.500	3	5	.600	0	0	.000	0	2	2	2.5	2	0	2	3	0	0	11	11.4
VIRGINIA	01/29/11	30*	3	7	.429	2	5	.400	2	2	1.000	0	1	1	2.4	3	0	1	0	0	1	10	11.3
at Florida State	02/01/11	31*	6	9	.667	4	6	.667	0	0	.000	1	3	4	2.5	4	0	1	5	0	0	16	11.5
at Maryland	02/05/11	32*	2	6	.333	1	3	.333	0	0	.000	0	4	4	2.5	2	0	3	3	1	0	5	11.2
MIAMI	02/09/11	33*	3	7	.429	2	4	.500	1	2	.500	0	0	0	2.4	2	0	0	1	0	1	9	11.1
NC STATE	02/13/11	18*	1	4	.250	1	3	.333	0	0	.000	0	0	0	2.3	0	0	0	3	0	0	3	10.8
at N. Carolina	02/15/11	26*	3	8	.375	1	4	.250	6	6	1.000	0	3	3	2.3	4	0	1	0	0	1	13	10.9
FLORIDA STATE	02/19/11	23*	1	3	.333	0	0	.000	0	1	.000	0	0	0	2.3	0	0	0	1	0	0	2	10.6
VIRGINIA TECH	02/22/11	30*	5	8	.625	1	3	.333	2	2	1.000	0	1	1	2.2	3	0	2	0	0	1	13	10.6
at Clemson	02/26/11	24*	2	5	.400	0	1	.000	3	3	1.000	1	2	3	2.2	2	0	4	5	0	3	7	10.5
GEORGIA TECH	03/03/11	30*	5	12	.417	2	4	.500	3	3	1.000	0	1	1	2.2	2	0	1	3	0	2	15	10.7
at Boston Coll.	03/06/11	25*	7	12	.583	0	2	.000	0	0	.000	0	3	3	2.2	3	0	0	2	0	0	14	10.8
vs Boston Coll.	03/10/11	33*	6	11	.545	3	5	.600	0	0	.000	0	1	1	2.2	3	0	1	1	0	2	15	10.9
TOTALS		854	121	235	.515	52	94	.553	55	66	.833	13	57	70	2.2	74	0	50	55	5	30	349	10.9

*denotes starter

CLARK'S CAREER STATISTICS

Season	G	GS	MP	MPG	FG	FGA	PCT	3PT	3PA	PCT	FT	FTA	PCT	O-D-REB	AVG	PF-DQ	AS	TO	BS	ST	PTS	AVG
2007-08	29	0	230	9.6	20	68	.294	10	36	.278	12	19	.632	6-12-18	0.8	19-0	9	13	2	13	62	2.6
2008-09	29	0	210	7.2	29	70	.414	10	35	.286	4	8	.500	4-15-19	0.7	24-0	10	9	0	10	72	2.5
2009-10	24	0	224	9.3	28	66	.424	13	31	.419	8	12	.667	6-9-15	0.6	18-1	5	7	1	15	77	3.2
2010-11	32	26	854	26.7	121	235	.515	52	94	.553	55	66	.833	13-57-70	2.2	74-0	50	55	5	30	349	10.9
TOTAL	109	26	1518	13.9	198	439	.451	85	196	.434	79	105	.752	29-93-122	1.1	135-1	74	84	8	68	560	5.1

CLARK'S CAREER ACC STATISTICS

Season	G	GS	MP	MPG	FG	FGA	PCT	3PT	3PA	PCT	FT	FTA	PCT	O-D-REB	AVG	PF-DQ	AS	TO	BS	ST	PTS	AVG
2007-08	12	0	114	9.5	12	33	.364	6	16	.375	6	8	.750	3-7-10	0.8	11-0	6	5	0	9	36	3.0
2008-09	16	0	106	6.6	14	36	.389	8	23	.348	3	4	.750	4-8-12	0.8	12-0	3	4	0	5	39	2.4
2009-10	16	0	134	8.4	15	41	.366	10	23	.435	7	10	.700	4-6-10	0.6	11-1	1	4	0	8	47	2.9
2010-11	16	16	419	26.2	54	113	.478	21	46	.457	27	30	.900	4-27-31	1.9	35-0	21	32	2	16	156	9.8
TOTAL	60	16	773	12.9	95	223	.426	45	108	.417	43	52	.827	15-48-63	1.1	69-1	31	45	2	38	278	4.6

SEASON/CAREER HIGHS

POINTS
SEASON: 23, vs. Winthrop (11/22/10)
CAREER: 23, vs. Winthrop (11/22/10)

REBOUNDS
SEASON: 5, two times
(last: vs. UNC Wilmington, 12/12/10)
CAREER: 5, two times
(last: vs. UNC Wilmington, 12/12/10)

OFFENSIVE REBOUNDS
SEASON: 2, vs. Hampton (11/15/10)
CAREER: 2, three times
(last: vs. Hampton, 11/15/10)

ASSISTS
SEASON: 4, five times
(last: at Clemson, 2/26/11)
CAREER: 4, five times
(last: at Clemson, 2/26/11)

STEALS
SEASON: 3, three times
(last: at Clemson, 2/26/11)
CAREER: 4, vs. Elon (12/13/09)

BLOCKED SHOTS
SEASON: 1, five times
(last: at Maryland, 2/5/11)
CAREER: 1, eight times
(last: at Maryland, 2/5/11)

FIELD GOALS
SEASON: 9, vs. Winthrop (11/22/10)
CAREER: 9, vs. Winthrop (11/22/10)

FIELD GOAL ATTEMPTS
SEASON: 12, two times
(last: at Boston College, 3/6/11)
CAREER: 12, two times
(last: at Boston College, 3/6/11)

FREE THROWS
SEASON: 6, two times
(last: at North Carolina, 2/15/11)
CAREER: 6, two times
(last: at North Carolina, 2/15/11)

FREE THROW ATTEMPTS
SEASON: 6, two times
(last: at North Carolina, 2/15/11)
CAREER: 6, two times
(last: at North Carolina, 2/15/11)

3-POINT FIELD GOALS
SEASON: 5, vs. Winthrop (11/22/10)
CAREER: 5, vs. Winthrop (11/22/10)

3-POINT ATTEMPTS
SEASON: 7, vs. Winthrop (11/22/10)
CAREER: 7, vs. Winthrop (11/22/10)

MINUTES PLAYED
SEASON: 33, three times
(last: vs. Boston College, 3/10/11)
CAREER: 33, three times
(last: vs. Boston College, 3/10/11)



WF 2010-11 DEMON DEACON BASKETBALL

2010-11 WAKE FOREST BASKETBALL SEASON IN REVIEW

CARSON DESROSIERS 33

FRESHMAN • CENTER • 7-0 • 235 • WINDHAM, NH • CENTRAL CATHOLIC (MA)

Skilled post who can play both inside and on the perimeter ... Excellent shooting range for a big man ... Good catch-and-shoot three-point shooter ... First-ever New Hampshire native to play for the Deacons.



SEASON HIGHS

POINTS

SEASON: 11, at Maryland (2/5/11)

REBOUNDS

SEASON: 9, vs. Maryland (1/12/11)

OFFENSIVE REBOUNDS

SEASON: 3, vs. NC State (2/13/11)

ASSISTS

SEASON: 3, at Maryland (2/5/11)

STEALS

SEASON: 1, seven times
(last: vs. Boston College, 3/10/11)

BLOCKED SHOTS

SEASON: 7, vs. Maryland (1/12/11)

FIELD GOALS

SEASON: 5, at Maryland (2/5/11)

FIELD GOAL ATTEMPTS

SEASON: 8, five times
(last: at Boston College, 3/6/11)

FREE THROWS

SEASON: 6, vs. Marist (11/23/10)

FREE THROW ATTEMPTS

SEASON: 6, vs. Marist (11/23/10)

3-POINT FIELD GOALS

SEASON: 1, five times
(last: at Maryland, 2/5/11)

3-POINT ATTEMPTS

SEASON: 3, vs. High Point (1/5/11)

MINUTES PLAYED

SEASON: 33, at NC State (1/8/11)

DESROSIERS' 2010-11 SEASON HIGHLIGHTS:

Made his collegiate debut vs. Stetson (Nov. 12) and finished with a rebound and an assist in nine minutes off the bench ... Turned in 6 points and 3 boards vs. Hampton (Nov. 15) ... Scored 5 points and tallied 5 blocks vs. VCU (Nov. 16) ... Made his first career start at Elon (Nov. 20) and turned in 4 points and 3 rebounds ... Had 10 points, 6 rebounds and 2 blocks vs. Winthrop (Nov. 22) ... Went 6-for-6 at the foul line vs. the Eagles ... Finished with 7 points and 4 rebounds vs. Marist (Nov. 23) ... Had 6 points on 3-of-4 shooting and hauled in 3 rebounds vs. Iowa (Nov. 30) ... Scored 4 points and grabbed 3 boards in 17 minutes of action vs. Holy Cross (Dec. 4) ... Scored 2 points and grabbed 2 rebounds against UNC Wilmington (Dec. 12) ... Made his second start and grabbed 3 rebounds vs. UNC Greensboro (Dec. 15) ... Had a blocked shot and a rebound in 14 minutes vs. Xavier (Dec. 18) ... Scored 4 points and grabbed 2 offensive boards in 9 minutes vs. Presbyterian (Dec. 21) ... Started and hauled in 4 rebounds vs. Gonzaga (Jan. 2) ... Put together a very nice all-around performance against High Point (Jan. 5) with 8 points, 5 blocks, 2 rebounds, 1 steal and 1 assist ... Recorded his first-career 7-rebound game and added 6 points and 2 blocks at NC State (Jan. 8) ... Recorded 7 blocks, just one block shy of Tim Duncan's Wake Forest freshman record, and grabbed 9 boards vs. Maryland (Jan. 12) ... Made his only shot from the field, grabbed 2 boards and recorded 1 assist at Virginia Tech (Jan. 15) ... Grabbed 5 boards and blocked 3 shots at Georgia Tech (Jan. 19) ... Scored 5 points, tallied 4 boards and had 2 assists vs. Duke (Jan. 22) ... Started and scored 5 points and brought down 2 rebounds vs. Virginia (Jan. 29) ... Blocked 2 shots and had a steal at Florida State (Feb. 1) ... Recorded more than 10 points for the first time in his career at Maryland (Feb. 5), scoring 11 points on 5-for-7 shooting ... Also had 4 blocks, 3 assists and 5 rebounds vs. the Terrapins ... Finished with 5 points, a block and a steal vs. Miami (Feb. 9) ... Had 6 points, 6 rebounds and 2 blocks vs. NC State (Feb. 13) ... Grabbed 4 rebounds at North Carolina (Feb. 15) ... Turned in 3 blocks, 3 rebounds and 2 assists vs. Florida State (Feb. 19) ... Tallied one block vs. Virginia Tech (Feb. 22) ... Had 4 points and 2 blocks at Clemson (Feb. 26) ... Had 2 points and 2 rebounds vs. Georgia Tech (Mar. 3) ... Finished with 7 points, 3 blocks and 2 assists at Boston College (Mar. 6) ... Had 2 points, 2 rebounds, a block and a steal vs. Boston College in the ACC Tournament (Mar. 10).

DESROSIERS' 2010-11 GAME-BY-GAME STATISTICS

Opponent	Date	Min	FG	FGA	Pct	3PT	3PA	Pct	FT	FTA	Pct	O	D	REB	Avg	PF	FO	AS	TO	BS	ST	TP	Avg	
STETSON	11/12/10	9	0	2	.000	0	0	.000	0	0	.000	0	1	1	1.0	0	0	1	2	0	0	0	0.0	
HAMPTON	11/15/10	13	3	5	.600	0	0	.000	0	0	.000	1	2	3	2.0	1	0	0	0	1	1	1	6	3.0
VCU	11/16/10	22	2	2	1.000	1	1	1.000	0	0	.000	1	2	3	2.3	2	0	1	2	5	0	1	5	3.7
at Elon	11/20/10	13*	2	7	.286	0	0	.000	0	0	.000	0	3	3	2.5	1	0	0	0	1	0	0	4	3.8
WINTHROP	11/22/10	22	2	4	.500	0	0	.000	6	6	1.000	1	5	6	3.2	2	0	1	2	2	0	10	5.0	
MARIST	11/23/10	19	2	8	.250	1	1	1.000	2	2	1.000	2	2	4	3.3	2	0	0	0	0	0	7	5.3	
IOWA	11/30/10	17	3	4	.750	0	0	.000	0	1	.000	0	3	3	3.3	1	0	1	1	2	0	6	5.4	
HOLY CROSS	12/04/10	17	1	4	.250	0	0	.000	2	2	1.000	2	1	3	3.3	0	0	0	4	1	0	4	5.3	
at UNCW	12/12/10	13	1	2	.500	0	0	.000	0	0	.000	1	1	2	3.1	1	0	0	0	0	0	2	4.9	
UNCG	12/15/10	14*	0	0	.000	0	0	.000	1	2	.500	0	3	3	3.1	1	0	0	1	0	1	1	4.5	
at Xavier	12/18/10	14*	0	0	.000	0	0	.000	0	0	.000	0	1	1	2.9	2	0	0	0	1	0	0	4.1	
PRESBYTERIAN	12/21/10	9	1	4	.250	0	1	.000	2	3	.667	2	1	3	2.9	2	0	0	2	1	0	4	4.1	
at Richmond	12/29/10		DNP - ILLNESS																					
GONZAGA	01/02/11	14*	0	2	.000	0	0	.000	0	1	.000	1	3	4	3.0	1	0	0	0	0	0	0	3.8	
HIGH POINT	01/05/11	25*	4	8	.500	0	3	.000	0	0	.000	0	2	2	2.9	4	0	1	1	5	1	8	4.1	
at NC State	01/08/11	33*	2	8	.250	0	1	.000	2	2	1.000	2	5	7	3.2	3	0	1	0	2	0	6	4.2	
MARYLAND	01/12/11	31*	1	8	.125	0	0	.000	3	5	.600	2	7	9	3.6	2	0	2	1	7	0	5	4.3	
at Virginia Tech	01/15/11	30*	1	1	1.000	0	0	.000	0	0	.000	0	2	2	3.5	2	0	2	1	1	0	2	4.1	
at Georgia Tech	01/19/11	20*	1	3	.333	0	1	.000	1	1	1.000	1	4	5	3.6	1	0	1	0	3	0	3	4.1	
DUKE	01/22/11	31*	2	6	.333	1	2	.500	0	0	.000	1	3	4	3.6	3	0	2	2	1	0	5	4.1	
VIRGINIA	01/29/11	16*	2	3	.667	1	1	1.000	0	0	.000	0	2	2	3.5	1	0	0	0	0	0	5	4.2	
at Florida State	02/01/11	21*	1	3	.333	0	2	.000	0	2	.000	0	2	2	3.4	3	0	0	1	2	1	2	4.0	
at Maryland	02/05/11	25*	5	7	.714	1	1	1.000	0	0	.000	2	3	5	3.5	2	0	3	1	4	0	11	4.4	
MIAMI	02/09/11	11*	2	3	.667	0	0	.000	1	2	.500	0	0	0	3.3	3	0	1	0	1	1	5	4.4	
NC STATE	02/13/11	21*	2	4	.500	0	0	.000	2	2	1.000	3	3	6	3.5	3	0	1	0	2	0	6	4.5	
at N. Carolina	02/15/11	9*	0	2	.000	0	0	.000	0	0	.000	2	2	4	3.5	1	0	0	0	0	0	0	4.3	
FLORIDA STATE	02/19/11	23*	1	3	.333	0	1	.000	0	0	.000	1	2	3	3.5	3	0	2	1	3	0	2	4.2	
VIRGINIA TECH	02/22/11	10*	0	1	.000	0	0	.000	1	2	.500	0	0	0	3.3	4	0	0	1	1	0	1	4.1	
at Clemson	02/26/11	25*	2	5	.400	0	1	.000	0	0	.000	0	3	3	3.3	1	0	0	2	2	1	4	4.1	
GEORGIA TECH	03/03/11	20*	1	3	.333	0	0	.000	0	0	.000	0	2	2	3.3	2	0	0	0	0	0	2	4.0	
at Boston Coll.	03/06/11	30*	3	8	.375	0	2	.000	1	1	1.000	1	1	2	3.2	2	0	2	0	3	1	7	4.1	
vs Boston Coll.	03/10/11	15*	1	2	.500	0	0	.000	0	0	.000	1	1	2	3.2	3	0	0	2	1	1	2	4.0	
TOTALS		592	48	122	.393	5	18	.278	24	34	.706	27	72	99	3.2	59	0	22	27	52	8	125	4.0	

*denotes starter

DESROSIERS' CAREER STATISTICS

Season	G	GS	MP	MPG	FG	FGA	PCT	3PT	3PA	PCT	FT	FTA	PCT	O-D-REB	AVG	PF-DQ	AS	TO	BS	ST	PTS	AVG
2010-11	31	22	592	19.1	48	122	.393	5	18	.278	24	34	.706	27-72-99	3.2	59-0	22	27	52	8	125	4.0
TOTAL	31	22	592	19.1	48	122	.393	5	18	.278	24	34	.706	27-72-99	3.2	59-0	22	27	52	8	125	4.0

DESROSIERS' CAREER ACC STATISTICS

Season	G	GS	MP	MPG	FG	FGA	PCT	3PT	3PA	PCT	FT	FTA	PCT	O-D-REB	AVG	PF-DQ	AS	TO	BS	ST	PTS	AVG
2010-11	16	16	356	22.3	26	68	.382	3	12	.250	11	17	.647	15-41-56	3.5	36-0	17	10	32	4	66	4.1
TOTAL	16	16	356	22.3	26	68	.382	3	12	.250	11	17	.647	15-41-56	3.5	36-0	17	10	32	4	66	4.1



BROOKS GODWIN


41

JUNIOR • FORWARD • 6-5 • 210 • WINSTON-SALEM, NC • MOUNT TABOR

Joined the squad as a non-scholarship player in October of 2008 ... Earned two varsity letters after serving as a valuable member of the scout team each of the past two seasons ... High motor player with a tremendous work ethic ... Local product who was a high school teammate of Deacon guard C.J. Harris.

GODWIN'S 2010-11 SEASON HIGHLIGHTS:

Missed a portion of the preseason after suffering a hamstring injury in practice ... Sat out the first three games of the season ... Made his season debut with five minutes played in the first half at Elon (Nov. 20) but did not finish with any statistics ... Saw action vs. Winthrop (Nov. 22) but did not record any statistics ... Had a rebound in 8 minutes vs. Marist (Nov. 23) ... Played 6 minutes vs. Iowa (Nov. 30) but did not record any statistics ... Saw 2 minutes of action vs. High Point (Jan. 5) and missed his only field goal attempt ... Recorded 1 minute of action at Georgia Tech (Jan. 19) ... Grabbed 2 rebounds in a minute of action at Florida State (Feb. 1) ... Saw action late but did not record any statistics at North Carolina (Feb. 15) ... Pulled down a rebound and went 1-for-2 at the free throw line for his first career point vs. Florida State (Feb. 19) ... Saw action late vs. Virginia Tech (Feb. 22) but did not record any statistics ... Saw action late at Clemson (Feb. 26) but did not record any statistics ... Saw action late vs. Georgia Tech (Mar. 3) but did not record any statistics ... Scored his first career bucket on a layup late in the game at Boston College (Mar. 6).



SEASON/CAREER HIGHS

POINTS

SEASON: 2, at Boston Coll. (3/6/11)
CAREER: 2, at Boston Coll. (3/6/11)

REBOUNDS

SEASON: 2, at Florida State (2/1/11)
CAREER: 2, at Florida State (2/1/11)

OFFENSIVE REBOUNDS

SEASON: 0
CAREER: 1, vs. Elon (12/13/09)

ASSISTS

SEASON: 0
CAREER: 0

STEALS

SEASON: 0
CAREER: 0

BLOCKED SHOTS

SEASON: 0
CAREER: 0

FIELD GOALS

SEASON: 1, at Boston Coll. (3/6/11)
CAREER: 1, at Boston Coll. (3/6/11)

FIELD GOAL ATTEMPTS

SEASON: 1, three times
(last: at Boston College, 3/6/11)
CAREER: 2, vs. Elon (12/13/09)

FREE THROWS

SEASON: 1, vs. FSU (2/19/11)
CAREER: 1, vs. FSU (2/19/11)

FREE THROW ATTEMPTS

SEASON: 2, two times
(last: vs. Florida State, 2/19/11)
CAREER: 2, two times
(last: vs. Florida State, 2/19/11)

3-POINT FIELD GOALS

SEASON: 0
CAREER: 0

3-POINT ATTEMPTS

SEASON: 0
CAREER: 0

MINUTES PLAYED

SEASON: 8, vs. Marist (11/23/10)
CAREER: 8, vs. Marist (11/23/10)

GODWIN'S 2010-11 GAME-BY-GAME STATISTICS

Opponent	Date	Min	FG	FGA	Pct	3PT	3PA	Pct	FT	FTA	Pct	O	D	REB	Avg	PF	FO	AS	TO	BS	ST	TP	Avg	
STETSON	11/12/10		DNP - INJURY																					
HAMPTON	11/15/10		DNP - INJURY																					
VCU	11/16/10		DNP - INJURY																					
at Elon	11/20/10	5	0	0	.000	0	0	.000	0	0	.000	0	0	0	0.0	0	0	0	0	0	0	0	0.0	
WINTHROP	11/22/10	2	0	0	.000	0	0	.000	0	0	.000	0	0	0	0.0	0	0	0	0	0	0	0	0.0	
MARIST	11/23/10	8	0	1	.000	0	0	.000	0	2	.000	0	1	1	0.3	0	0	0	0	0	0	0	0.0	
IOWA	11/30/10	6	0	0	.000	0	0	.000	0	0	.000	0	0	0	0.3	0	0	0	0	0	0	0	0.0	
HOLY CROSS	12/04/10		DNP																					
at UNCW	12/12/10		DNP																					
UNCG	12/15/10		DNP																					
at Xavier	12/18/10		DNP																					
PRESBYTERIAN	12/21/10		DNP																					
at Richmond	12/29/10		DNP																					
GONZAGA	01/02/11		DNP																					
HIGH POINT	01/05/11	2	0	1	.000	0	0	.000	0	0	.000	0	0	0	0.2	1	0	0	1	0	0	0	0.0	
at NC State	01/08/11		DNP																					
MARYLAND	01/12/11		DNP																					
at Virginia Tech	01/15/11		DNP																					
at Georgia Tech	01/19/11	1	0	0	.000	0	0	.000	0	0	.000	0	0	0	0.2	0	0	0	0	0	0	0	0.0	
DUKE	01/22/11		DNP																					
VIRGINIA	01/29/11		DNP																					
at Florida State	02/01/11	1	0	0	.000	0	0	.000	0	0	.000	0	2	2	0.4	0	0	0	0	0	0	0	0.0	
at Maryland	02/05/11		DNP																					
MIAMI	02/09/11		DNP																					
NC STATE	02/13/11		DNP																					
at N. Carolina	02/15/11	1	0	0	.000	0	0	.000	0	0	.000	0	0	0	0.4	0	0	0	0	0	0	0	0.0	
FLORIDA STATE	02/19/11	1	0	0	.000	0	0	.000	1	2	.500	0	1	1	0.4	0	0	0	0	0	0	0	1	0.1
VIRGINIA TECH	02/22/11	0	0	0	.000	0	0	.000	0	0	.000	0	0	0	0.4	0	0	0	0	0	0	0	0	0.1
at Clemson	2/26/11	1	0	0	.000	0	0	.000	0	0	.000	0	0	0	0.4	0	0	0	0	0	0	0	0	0.1
GEORGIA TECH	03/03/11	2	0	0	.000	0	0	.000	0	0	.000	0	0	0	0.3	0	0	0	0	0	0	0	0	0.1
at Boston Coll.	03/06/11	2	1	1	1.000	0	0	.000	0	0	.000	0	0	0	0.3	1	0	0	0	0	0	2	0.2	
vs. Boston Coll.	03/10/11		DNP																					
TOTALS		32	1	3	.333	0	0	.000	1	4	.250	0	4	4	0.3	2	0	0	1	0	0	3	0.2	

*denotes starter

GODWIN'S CAREER STATISTICS

Season	G	GS	MP	MPG	FG	FGA	PCT	3PT	3PA	PCT	FT	FTA	PCT	O-D-REB	AVG	PF-DQ	AS	TO	BS	ST	PTS	AVG	
2008-09	2	0	2	1.0	0	0	.000	0	0	.000	0	0	.000	0-0-0	0.0	1-0	0	0	0	0	0	0	0.0
2009-10	7	0	13	1.9	0	2	.000	0	0	.000	0	0	.000	1-1-2	0.3	0-0	0	0	0	0	0	0	0.0
2010-11	13	0	32	2.5	1	3	.333	0	0	.000	1	4	.250	0-4-4	0.3	2-0	0	1	0	0	3	0.2	
TOTAL	22	0	47	2.1	1	5	.200	0	0	.000	1	4	.250	1-5-6	0.3	3-0	0	1	0	0	3	0.1	

GODWIN'S CAREER ACC STATISTICS

Season	G	GS	MP	MPG	FG	FGA	PCT	3PT	3PA	PCT	FT	FTA	PCT	O-D-REB	AVG	PF-DQ	AS	TO	BS	ST	PTS	AVG	
2008-09	0	0	0	0.0	0	0	.000	0	0	.000	0	0	.000	0-0-0	0.0	0-0	0	0	0	0	0	0	0.0
2009-10	1	0	1	1.0	0	0	.000	0	0	.000	0	0	.000	0-0-0	0.0	0-0	0	0	0	0	0	0	0.0
2010-11	8	0	9	1.1	1	1	1.000	0	0	.000	1	2	.500	0-3-3	0.4	1-0	0	0	0	0	3	0.4	
TOTAL	9	0	10	1.1	1	1	1.000	0	0	.000	1	2	.500	0-3-3	0.3	1-0	0	0	0	0	3	0.3	



WF 2010-11 DEMON DEACON BASKETBALL

2010-11 WAKE FOREST BASKETBALL SEASON IN REVIEW

C.J. HARRIS

11

SOPHOMORE • GUARD • 6-3 • 185 • WINSTON-SALEM, NC • MOUNT TABOR

Selected as a co-captain prior to the season ... One of the top rookies in the ACC in 2009-10 ... Entered the 2010-11 season as Wake Forest's only returning starter and the team's leading returning scorer ... Excellent shooter from medium to long range ... One of the most accurate free throw shooters in the ACC ... Has the ability to drive and finish at the rim ... Cerebral guard who can play the point or off-guard position ... Solid defender ... Local product who grew up just minutes from the Wake Forest campus ... Joins Josh Howard, Chris Paul and L.D. Williams as recent local products to play for the Deacons.

HARRIS' 2010-11 SEASON HIGHLIGHTS:

Opened the season with 9 points and 5 assists in 38 minutes vs. Stetson (Nov. 12) ... Scored 13 points and hit a pair of 3-pointers vs. Hampton (Nov. 15) ... Fell just short of a double-double with 10 points and 9 rebounds vs. VCU (Nov. 16) ... Fell just shy of a triple-double with 11 points, 8 rebounds and 8 assists at Elon (Nov. 20) ... Went 4-for-4 from the field and had 2 steals against the Phoenix ... Dished out 7 assists and had 2 steals vs. Winthrop (Nov. 22) ... Finished with 11 points and 5 assists and went 8-for-8 at the foul line vs. Marist (Nov. 23) ... Reached double-figures with 12 points and was 5-for-6 from the FT line vs. Iowa (Nov. 30) ... Nearly had a perfect shooting night vs. Holy Cross (Dec. 4), finishing with 16 points on 6-of-6 from the field, 2-of-2 from 3-point range and 2-of-3 from the line ... Was 8-of-10 from the FT line and scored 12 points to go along with 6 assists vs. UNC Wilmington (Dec. 12) ... Was a perfect 6-for-6 from the charity stripe and added 2 points and 4 assists vs. UNCG (Dec. 15) ... Scored all 10 of his points in the first half and pulled down five rebounds against Xavier (Dec. 18) ... Turned in 10 points, 6 rebounds, 4 assists and a steal vs. Presbyterian (Dec. 21) ... Scored 14 points on a perfect 10-for-10 performance from the FT line and also grabbed 5 rebounds at Richmond (Dec. 29) ... Had 4 points, 4 boards and 3 assists vs. Gonzaga (Jan. 2) ... Shot 3-for-5 from the field and 5-of-6 from the FT line for 11 points while also recording 4 assists and 3 steals vs. High Point (Jan. 5) ... Dished out a team-high 5 assists and scored 12 points by shooting 4-for-10 from the field and 4-for-6 from the line at NC State (Jan. 8) ... Scored 10 points and was perfect at the line (6-for-6) vs. Maryland (Jan. 12) ... Was 8-of-10 from the FT line and finished with 15 points at Virginia Tech (Jan. 15) ... Recorded 7 points, 3 rebounds and 3 steals at Georgia Tech (Jan. 19) ... Had a solid all-around outing vs. Duke (Jan. 22) with 11 points, 5 rebounds and 3 assists ... Put together a great performance against Virginia (Jan. 29) with 15 points, 7 assists and 6 rebounds ... Connected on all 10 of his free throws against the Cavaliers, and iced the game in the second half from the line by hitting 8-of-8 ... Scored 8 points and had 3 rebounds and 3 assists at Florida State (Feb. 1) ... Turned in a great offensive performance with 17 points and had 4 boards and 2 assists at Maryland (Feb. 5) ... Poured in 24 points, dished out 4 assists and went 17-for-18 at the free throw line vs. Miami (Feb. 9) ... His 17 free throws were the second-most in school history and the most by a Deacon since 1970 ... Had 6 points, 6 assists and 5 rebounds vs. NC State (Feb. 13) ... Finished with 4 points, 3 assists and 3 rebounds at North Carolina (Feb. 15) ... Had 4 points, 4 rebounds, 3 assists and 2 steals vs. Florida State (Feb. 19) ... Scored 7 points and dished out 4 assists vs. Virginia Tech (Feb. 22) ... Finished with 7 points and 4 rebounds at Clemson (Feb. 26) ... Scored 10 points and went 8-for-10 from the free throw line vs. Georgia Tech (Mar. 3) ... Scored 11 points at Boston College (Mar. 6) ... Had 4 points and 2 assists vs. Boston College in the ACC Tournament (Mar. 10).

HARRIS' 2010-11 GAME-BY-GAME STATISTICS

Opponent	Date	Min	FG	FGA	Pct	3PT	3PA	Pct	FT	FTA	Pct	O	D	REB	Avg	PF	FO	AS	TO	BS	ST	TP	Avg
STETSON	11/12/10	38*	2	6	.333	1	4	.250	4	4	1.000	0	3	3	3.0	4	0	5	4	0	0	9	9.0
HAMPTON	11/15/10	25*	4	10	.400	2	4	.500	3	6	.500	0	3	3	3.0	2	0	2	2	0	0	13	11.0
VCU	11/16/10	31*	3	6	.500	1	1	1.000	3	5	.600	0	9	9	5.0	1	0	4	10	0	1	10	10.7
at Elon	11/20/10	32*	4	4	1.000	0	0	.000	3	3	1.000	0	8	8	5.8	1	0	8	3	0	2	11	10.8
WINTHROP	11/22/10	34*	1	5	.200	0	1	.000	3	4	.750	0	1	1	4.8	2	0	7	5	0	2	5	9.6
MARIST	11/23/10	30*	1	2	.500	1	1	1.000	8	8	1.000	0	3	3	4.5	3	0	5	3	0	2	11	9.8
IOWA	11/30/10	23*	3	5	.600	1	1	1.000	5	6	.833	0	2	2	4.1	4	0	2	3	0	1	12	10.1
HOLY CROSS	12/04/10	36*	6	6	1.000	2	2	1.000	2	3	.667	0	4	4	4.1	2	0	3	3	0	1	16	10.9
at UNCW	12/12/10	36*	2	5	.400	0	0	.000	8	10	.800	0	1	1	3.8	4	0	6	2	0	0	12	11.0
UNCG	12/15/10	34*	1	6	.167	0	2	.000	6	6	1.000	0	4	4	3.8	3	0	4	4	0	0	8	10.7
at Xavier	12/18/10	34*	4	7	.571	0	1	.000	2	2	1.000	1	4	5	3.9	3	0	3	4	0	0	10	10.6
PRESBYTERIAN	12/21/10	31*	5	9	.556	0	1	.000	0	0	.000	0	6	6	4.1	2	0	4	2	0	1	10	10.6
at Richmond	12/29/10	33*	2	9	.222	0	1	.000	10	10	1.000	2	3	5	4.2	2	0	2	4	0	2	14	10.8
GONZAGA	01/02/11	30*	2	7	.286	0	2	.000	0	0	.000	0	4	4	4.1	2	0	3	4	0	1	4	10.4
HIGH POINT	01/05/11	32*	3	5	.600	0	0	.000	5	6	.833	0	1	1	3.9	2	0	4	1	0	3	11	10.4
at NC State	01/08/11	31*	4	10	.400	0	2	.000	4	6	.667	0	1	1	3.8	2	0	5	2	0	0	12	10.5
MARYLAND	01/12/11	35*	2	4	.500	0	0	.000	6	6	1.000	1	2	3	3.7	4	0	1	4	0	0	10	10.5
at Virginia Tech	01/15/11	35*	3	7	.429	1	4	.250	8	10	.800	2	1	3	3.7	3	0	3	4	0	2	15	10.7
at Georgia Tech	01/19/11	34*	3	10	.300	1	3	.333	0	3	.000	0	3	3	3.6	4	0	0	3	0	2	7	10.5
DUKE	01/22/11	35*	2	9	.222	2	4	.500	5	8	.625	0	5	5	3.7	3	0	3	4	0	1	11	10.6
VIRGINIA	01/29/11	34*	2	8	.250	1	1	1.000	10	10	1.000	0	6	6	3.8	1	0	7	3	0	0	15	10.8
at Florida State	02/01/11	33*	3	7	.429	1	3	.333	1	2	.500	0	3	3	3.8	3	0	3	5	0	1	8	10.6
at Maryland	02/05/11	35*	5	10	.500	2	3	.667	5	6	.833	1	3	4	3.8	3	0	2	4	0	0	17	10.9
MIAMI	02/09/11	31*	3	3	1.000	1	1	1.000	17	18	.944	0	1	1	3.7	4	0	4	2	0	0	24	11.5
NC STATE	02/13/11	34*	2	6	.333	0	1	.000	2	2	1.000	0	5	5	3.7	4	0	6	4	0	0	6	11.2
at N. Carolina	02/15/11	31*	1	12	.083	0	1	.000	2	2	1.000	0	3	3	3.7	2	0	3	1	0	1	4	11.0
FLORIDA STATE	02/19/11	32*	0	5	.000	0	2	.000	4	5	.800	1	3	4	3.7	3	0	3	1	0	2	4	10.7
VIRGINIA TECH	02/22/11	36*	3	6	.500	1	2	.500	0	0	.000	0	0	0	3.6	1	0	4	0	0	1	7	10.6
at Clemson	02/26/11	33*	2	11	.182	0	1	.000	3	6	.500	1	3	4	3.6	2	0	2	3	0	1	7	10.4
GEORGIA TECH	03/03/11	25*	1	4	.250	0	3	.000	8	10	.800	0	3	3	3.6	3	0	0	2	0	2	10	10.4
at Boston Coll.	03/06/11	30*	4	8	.500	1	3	.333	2	4	.500	0	1	1	3.5	3	0	1	3	0	1	11	10.5
vs Boston Coll.	03/10/11	34*	1	7	.143	0	1	.000	2	2	1.000	0	0	0	3.4	2	0	2	2	0	1	4	10.3
TOTALS		1037	84	219	.384	19	56	.339	141	173	.815	9	99	108	3.4	84	0	111	110	0	30	328	10.3


*denotes starter

HARRIS' CAREER STATISTICS

Season	G	GS	MP	MPG	FG	FGA	PCT	3PT	3PA	PCT	FT	FTA	PCT	O-D-REB	AVG	PF-DQ	AS	TO	BS	ST	PTS	AVG
2009-10	31	21	864	27.9	82	213	.385	35	108	.324	108	130	.831	6-49-55	1.8	77-3	38	49	2	28	307	9.9
2010-11	32	32	1037	32.4	84	219	.384	19	56	.339	141	173	.815	9-99-108	3.4	84-0	111	101	0	30	328	10.3
TOTAL	63	53	1901	30.2	166	432	.384	54	164	.329	249	303	.822	15-148-163	2.6	161-3	149	150	2	58	635	10.1

HARRIS' CAREER ACC STATISTICS

Season	G	GS	MP	MPG	FG	FGA	PCT	3PT	3PA	PCT	FT	FTA	PCT	O-D-REB	AVG	PF-DQ	AS	TO	BS	ST	PTS	AVG
2009-10	16	14	451	28.2	35	108	.324	19	62	.306	46	54	.852	3-23-26	1.6	38-0	17	25	2	14	135	8.4
2010-11	16	16	524	32.8	40	120	.333	11	34	.324	77	98	.786	6-43-49	3.1	45-0	47	45	0	14	168	10.5
TOTAL	32	30	975	30.5	75	228	.329	30	96	.313	123	152	.809	9-66-75	2.3	83-0	64	70	2	28	303	9.5



SEASON/CAREER HIGHS

POINTS

SEASON: 24, vs. Miami (2/9/11)

CAREER: 24, vs. Miami (2/9/11)

REBOUNDS

SEASON: 9, vs. VCU (11/16/10)

CAREER: 9, vs. VCU (11/16/10)

OFFENSIVE REBOUNDS

SEASON: 2, two times

(last: at Virginia Tech, 1/15/11)

CAREER: 2, three times

(last: at Virginia Tech, 1/15/11)

ASSISTS

SEASON: 8, at Elon (11/20/10)

CAREER: 8, at Elon (11/20/10)

STEALS

SEASON: 3, vs. High Point (1/5/11)

CAREER: 5, vs. Clemson (3/7/10)

BLOCKED SHOTS

SEASON: 0

CAREER: 1, two times

(last: vs. Georgia Tech, 2/13/10)

FIELD GOALS

SEASON: 6, vs. Holy Cross (12/4/10)

CAREER: 6, three times

(last: vs. Holy Cross, 12/4/10)

FIELD GOAL ATTEMPTS

SEASON: 12, at UNC (2/15/11)

CAREER: 15, vs. W&M (11/28/09)

FREE THROWS

SEASON: 17, vs. Miami (2/9/11)

CAREER: 17, vs. Miami (2/9/11)

FREE THROW ATTEMPTS

SEASON: 18, vs. Miami (2/9/11)

CAREER: 18, vs. Miami (2/9/11)

3

2010-11 WAKE FOREST BASKETBALL SEASON IN REVIEW

AARON INGLE


43

JUNIOR • GUARD • 6-0 • 175 • WEAVERVILLE, NC • CHRIST SCHOOL

Joined the squad as a non-scholarship player in October 2009 ... Earned his first varsity letter after serving as a valuable member of the scout team in 2009-10 ... Skilled guard who can run the point ... Majoring in health & exercise science.

INGLE'S 2010-11 SEASON HIGHLIGHTS:

After sitting out the season opener, saw his first extensive collegiate action vs. Hampton (Nov. 15) ... Played 14 minutes off the bench vs. the Pirates and did not commit a single turnover ... Saw limited action off the bench in the second half vs. VCU (Nov. 16) ... Recorded a steal in six minutes of action at Elon (Nov. 20) ... Saw limited action vs. Winthrop (Nov. 22) ... Scored his first career points with a bucket vs. Marist (Nov. 23) ... Played 4 minutes off the bench vs. Iowa (Nov. 30) ... Missed the Holy Cross game with the flu ... Played 2 minutes but did not record any statistics vs. High Point (Jan. 5) ... Played 1 minute at Georgia Tech (Jan. 19), his first-career ACC action ... Played 1 minute at Florida State (Feb. 1), but did not record any statistics ... Saw action late vs. NC State (Feb. 13) but did not record any statistics ... Saw action late at North Carolina (Feb. 15) but did not record any statistics ... Pulled down a rebound and went 1-for-2 at the free throw line vs. Florida State (Feb. 19) ... Saw action late vs. Virginia Tech (Feb. 22) but did not record any statistics ... Saw action late at Clemson (Feb. 26) but did not record any statistics ... Saw action late vs. Georgia Tech (Mar. 3) but did not record any statistics ... Saw action late at Boston College (Mar. 6) but did not record any statistics.



SEASON/CAREER HIGHS

POINTS

SEASON: 2, vs. Marist (11/23/10)
CAREER: 2, vs. Marist (11/23/10)

REBOUNDS

SEASON: 1, vs. FSU (2/19/11)
CAREER: 1, two times
(last: vs. Florida State, 2/19/11)

OFFENSIVE REBOUNDS

SEASON: 1, vs. FSU (2/19/11)
CAREER: 1, two times
(last: vs. Florida State, 2/19/11)

ASSISTS

SEASON: 0
CAREER: 1, vs. Elon (12/13/09)

STEALS

SEASON: 1, at Elon (11/20/10)
CAREER: 1, at Elon (11/20/10)

BLOCKED SHOTS

SEASON: 0
CAREER: 0

FIELD GOALS

SEASON: 1, vs. Marist (11/23/10)
CAREER: 1, vs. Marist (11/23/10)

FIELD GOAL ATTEMPTS

SEASON: 1, two times
(last: vs. Marist, 11/23/10)
CAREER: 1, two times
(last: vs. Marist, 11/23/10)

FREE THROWS

SEASON: 1, vs. FSU (2/19/11)
CAREER: 1, vs. FSU (2/19/11)

FREE THROW ATTEMPTS

SEASON: 2, vs. FSU (2/19/11)
CAREER: 2, vs. FSU (2/19/11)

3-POINT FIELD GOALS

SEASON: 0
CAREER: 0

3-POINT ATTEMPTS

SEASON: 0
CAREER: 0

MINUTES PLAYED

SEASON: 14, vs. Hampton (11/15/10)
CAREER: 14, vs. Hampton (11/15/10)

INGLE'S 2010-11 GAME-BY-GAME STATISTICS

Opponent	Date	Min	FG	FGA	Pct	3PT	3PA	Pct	FT	FTA	Pct	O	D	REB	Avg	PF	FO	AS	TO	BS	ST	TP	Avg		
STETSON	11/12/10		DNP																						
HAMPTON	11/15/10	14	0	0	.000	0	0	.000	0	0	.000	0	0	0	0.0	2	0	0	0	0	0	0	0.0		
VCU	11/16/10	2	0	0	.000	0	0	.000	0	0	.000	0	0	0	0.0	0	0	0	0	0	0	0	0.0		
at Elon	11/20/10	6	0	1	.000	0	0	.000	0	0	.000	0	0	0	0.0	2	0	0	1	0	1	0	0.0		
WINTHROP	11/22/10	2	0	0	.000	0	0	.000	0	0	.000	0	0	0	0.0	0	0	0	0	0	0	0	0.0		
MARIST	11/23/10	5	1	1	1.000	0	0	.000	0	0	.000	0	0	0	0.0	0	0	0	0	0	0	2	0.4		
IOWA	11/30/10	4	0	0	.000	0	0	.000	0	0	.000	0	0	0	0.0	1	0	1	0	0	0	0	0.3		
HOLY CROSS	12/04/10		DNP - FLU																						
at UNCW	12/12/10		DNP																						
UNCG	12/15/10		DNP																						
at Xavier	12/18/10		DNP																						
PRESBYTERIAN	12/21/10		DNP																						
at Richmond	12/29/10		DNP																						
GONZAGA	01/02/11		DNP																						
HIGH POINT	01/05/11	2	0	0	.000	0	0	.000	0	0	.000	0	0	0	0.0	0	0	0	0	0	0	0	0.3		
at NC State	01/08/11		DNP																						
MARYLAND	01/12/11		DNP																						
at Virginia Tech	01/15/11		DNP																						
at Georgia Tech	01/19/11	1	0	0	.000	0	0	.000	0	0	.000	0	0	0	0.0	0	0	0	0	0	0	0	0.3		
DUKE	01/22/11		DNP																						
VIRGINIA	01/29/11		DNP																						
at Florida State	02/01/11	1	0	0	.000	0	0	.000	0	0	.000	0	0	0	0.0	0	0	0	0	0	0	0	0.2		
at Maryland	02/05/11		DNP																						
MIAMI	02/09/11		DNP																						
NC STATE	02/13/11	1	0	0	.000	0	0	.000	0	0	.000	0	0	0	0.0	0	0	0	0	0	0	0	0.2		
at N. Carolina	02/15/11	1	0	0	.000	0	0	.000	0	0	.000	0	0	0	0.0	0	0	0	0	0	0	0	0.2		
FLORIDA STATE	02/19/11	1	0	0	.000	0	0	.000	1	2	.500	1	0	1	0.1	0	0	0	0	0	0	1	0.3		
VIRGINIA TECH	02/22/11	0	0	0	.000	0	0	.000	0	0	.000	0	0	0	0.1	0	0	0	0	0	0	0	0.2		
at Clemson	02/26/11	1	0	0	.000	0	0	.000	0	0	.000	0	0	0	0.1	0	0	0	0	0	0	0	0.2		
GEORGIA TECH	03/03/11	2	0	0	.000	0	0	.000	0	0	.000	0	0	0	0.1	0	0	0	0	0	0	0	0.2		
at Boston Coll.	03/06/11	2	0	0	.000	0	0	.000	0	0	.000	0	0	0	0.1	0	0	0	0	0	0	0	0.2		
vs. Boston Coll.	03/10/11		DNP																						
TOTALS		45	1	2	.500	0	0	.000	1	2	.500	1	0	1	0.1	5	0	1	1	0	1	3	0.2		

*denotes starter

INGLE'S CAREER STATISTICS

Season	G	GS	MP	MPG	FG	FGA	PCT	3PT	3PA	PCT	FT	FTA	PCT	O-D-REB	AVG	PF-DQ	AS	TO	BS	ST	PTS	AVG	
2009-10	2	0	4	2.0	0	0	.000	0	0	.000	0	0	.000	1-0-1	0.5	2-0	1	1	0	0	0	0	0.0
2010-11	16	0	45	2.8	1	2	.500	0	0	.000	1	2	.500	1-0-1	0.1	5-0	1	1	0	1	3	0.2	
TOTAL	18	0	49	2.7	1	2	.500	0	0	.000	1	2	.500	2-0-2	0.1	7-0	2	2	0	1	3	0.2	

INGLE'S CAREER ACC STATISTICS

Season	G	GS	MP	MPG	FG	FGA	PCT	3PT	3PA	PCT	FT	FTA	PCT	O-D-REB	AVG	PF-DQ	AS	TO	BS	ST	PTS	AVG
2009-10	0	0	0	0.0	0	0	.000	0	0	.000	0	0	.000	0-0-0	0.0	0-0	0	0	0	0	0	0.0
2010-11	9	0	10	1.1	0	0	.000	0	0	.000	1	2	.500	1-0-1	0.1	0-0	0	0	0	0	1	0.1
TOTAL	9	0	10	1.1	0	0	.000	0	0	.000	1	2	.500	1-0-1	0.1	0-0	0	0	0	0	1	0.1



2010-11 WAKE FOREST BASKETBALL SEASON IN REVIEW

TRAVIS McKIE

30

FRESHMAN • FORWARD • 6-7 • 205 • RICHMOND, VA • JOHN MARSHALL

Long, athletic wing who can finish in transition ... Terrific rebounder ... Above-average range on his jump shot ... Able to knock down shots from beyond the arc ... First Virginia native to play for the Deacons since Josh Shoemaker (Gate City, Va.) from 1998-2001 ... First Wake Forest freshman since Rodney Rogers in 1990-91 to score in double figures in each of his first six collegiate games ... Named to the 2011 ACC All-Freshman Team, receiving 74 of a possible 75 votes ... Named a Freshman All-American by CollegeInsider.com.

McKIE'S 2010-11 SEASON HIGHLIGHTS:

Made his collegiate debut vs. Stetson (Nov. 12) and finished with 10 points, 5 rebounds, 2 steals and 2 assists ... Led the team with 21 points on 8-of-11 shooting to go along with 8 rebounds, 2 blocks and 2 steals vs. Hampton (Nov. 15) ... Scored 10 points and had 5 rebounds vs. VCU (Nov. 16) ... Posted his first career double-double with 22 points and 15 rebounds at Elon (Nov. 20) ... Became the first Deacon freshman since Niki Arinze in 1998 to pull down at least 15 boards in a game ... Named the ACC Rookie of the Week on Nov. 22 ... Scored 10 points vs. Winthrop (Nov. 22) ... Posted a double-double of 16 points and 11 rebounds vs. Marist (Nov. 23) ... Dished out a team-high 4 assists, blocked 3 shots and scored all 5 of his points from the FT line vs. Iowa (Nov. 30) ... Recorded his third double-double of the season vs. Holy Cross (Dec. 4) with 18 points and 11 rebounds ... Scored 8 points and had 4 rebounds vs. UNC Wilmington (Dec. 12) ... Led the Deacs with a double-double vs. UNCG (Dec. 15), scoring 16 points and grabbing 14 rebounds ... Grabbed double-digit rebounds for the second straight game with 11, and also scored 8 points vs. Xavier (Dec. 18) ... Nearly had a double-double with 12 points and 9 rebounds, including 5 offensive boards, vs. Presbyterian (Dec. 21) ... Scored 19 points on 7-of-13 shooting and 4-of-4 from the FT line at Richmond (Dec. 29) while also grabbing 7 boards ... Had an outstanding first half vs. Gonzaga (Jan. 2), scoring 15 of his 16 points in the frame ... Most of his damage vs. the Bulldogs came from the free throw line where he was 9-of-11 for the contest ... Put together another solid performance with 13 points, 6 boards, 2 assists and 1 steal vs. High Point (Jan. 5), while shooting 4-of-7 from the field and 5-of-5 from the FT line ... Scored all 8 of his points in the second half at NC State (Jan. 8) ... Posted his fifth double-double of the season, scoring 13 points and grabbing 10 rebounds vs. Maryland (Jan. 12) ... Scored 15 points and brought down 4 rebounds, while blocking 2 shots and recording a steal at Virginia Tech (Jan. 15) ... Shot 4-for-7 from the field and scored 8 points at Georgia Tech (Jan. 19) ... Nearly recorded his sixth double-double of the season with 12 points and 9 rebounds, including 5 offensive, vs. Duke (Jan. 22) ... Put together his sixth double-double of the season with 12 points and 10 rebounds vs. Virginia (Jan. 29), and ignited the Deacon come-from-behind win with a monster dunk over Virginia's Assane Sene in the second half ... Had 6 points and 6 boards at Florida State (Feb. 1) ... Finished the game with 10 points, 7 rebounds and 3 blocks at Maryland (Feb. 5) ... Had 10 points, 7 rebounds, 2 assists and 2 steals vs. Miami (Feb. 9) ... Led the team with 15 points and 7 rebounds vs. NC State (Feb. 13) ... Turned in 7 points, 9 rebounds and 2 assists at North Carolina (Feb. 15) ... Finished with game-highs of 20 points and 8 rebounds and went 8-for-10 from the free throw line vs. Florida State (Feb. 19) ... Scored 22 points on 9-of-15 shooting and pulled down 9 boards, including 6 offensive, vs. Virginia Tech (Feb. 22) ... Pulled down 12 rebounds and dished out three assists at Clemson (Feb. 26) ... Scored 11 points and grabbed 5 rebounds vs. Georgia Tech (Mar. 3) ... Scored 23 points on 9-of-13 shooting, including 3-for-3 from 3-point range, at Boston College (Mar. 6) ... Also had six rebounds, including four offensive, vs. the Eagles ... Posted a double-double of 16 points and 12 rebounds and went 7-for-10 from the floor vs. Boston College in the ACC Tournament (Mar. 10).

McKIE'S 2010-11 GAME-BY-GAME STATISTICS

Opponent	Date	Min	FG	FGA	Pct	3PT	3PA	Pct	FT	FTA	Pct	O	D	REB	Avg	PF	FO	AS	TO	BS	ST	TP	AVG
STETSON	11/12/10	25*	4	8	.500	0	2	.000	2	2	1.000	2	3	5	5.0	5	1	2	1	0	2	10	10.0
HAMPTON	11/15/10	28*	8	11	.727	1	1	1.000	4	7	.571	1	7	8	6.5	3	0	1	4	2	2	21	15.5
VCU	11/16/10	29*	3	8	.375	0	2	.000	4	8	.500	1	4	5	6.0	2	0	0	3	1	0	10	13.7
at Elon	11/20/10	33*	9	14	.643	2	3	.667	2	2	1.000	3	12	15	8.3	3	0	1	5	2	2	22	15.8
WINTHROP	11/22/10	31*	3	7	.429	1	2	.500	3	4	.750	0	3	3	7.2	3	0	2	2	0	1	10	14.6
MARIST	11/23/10	29*	3	9	.333	0	2	.000	10	13	.769	4	7	11	7.8	3	0	1	1	1	2	16	14.8
IOWA	11/30/10	32*	0	3	.000	0	1	.000	5	6	.833	0	6	6	7.6	1	0	4	3	3	0	5	13.4
HOLY CROSS	12/04/10	32*	7	11	.636	0	0	.000	4	7	.571	3	8	11	8.0	3	0	1	1	1	2	18	14.0
at UNCW	12/12/10	32*	3	6	.500	0	1	.000	2	2	1.000	2	2	4	7.6	2	0	0	1	0	0	8	13.3
UNCG	12/15/10	31*	7	9	.778	0	1	.000	2	3	.667	3	11	14	8.2	3	0	1	2	1	0	16	13.6
at Xavier	12/18/10	33*	3	8	.375	1	3	.333	1	2	.500	4	7	11	8.5	3	0	1	2	0	1	8	13.1
PRESBYTERIAN	12/21/10	31*	4	11	.364	0	1	.000	4	4	1.000	5	4	9	8.5	1	0	2	1	2	0	12	13.0
at Richmond	12/29/10	36*	7	13	.538	1	2	.500	4	4	1.000	3	4	7	8.4	1	0	0	4	0	0	19	13.5
GONZAGA	01/02/11	26*	3	9	.333	1	3	.333	9	11	.818	2	1	3	8.0	2	0	0	1	1	0	16	13.6
HIGH POINT	01/05/11	23*	4	7	.571	0	2	.000	5	5	1.000	1	5	6	7.9	2	0	2	1	0	1	13	13.6
at NC State	01/08/11	25*	4	10	.400	0	2	.000	0	0	.000	3	1	4	7.6	1	0	0	2	1	0	8	13.3
MARYLAND	01/12/11	30*	6	13	.462	1	2	.500	0	1	.000	2	8	10	7.8	3	0	2	3	2	1	13	13.2
at Virginia Tech	01/15/11	31*	5	12	.417	0	3	.000	5	6	.833	2	2	4	7.6	2	0	0	2	2	1	15	13.3
at Georgia Tech	01/19/11	29*	4	7	.571	0	0	.000	0	0	.000	1	3	4	7.4	4	0	0	3	0	0	8	13.1
DUKE	01/22/11	33*	5	9	.556	1	1	1.000	1	1	1.000	5	4	9	7.5	2	0	0	0	0	2	12	13.0
VIRGINIA	01/29/11	32*	4	6	.667	1	2	.500	3	3	1.000	1	9	10	7.6	4	0	0	2	3	2	12	13.0
at Florida State	02/01/11	31*	3	6	.500	0	1	.000	0	2	.000	1	5	6	7.5	1	0	1	2	1	0	6	12.6
at Maryland	02/05/11	36*	3	8	.375	0	0	.000	4	4	1.000	3	4	7	7.5	1	0	1	0	3	1	10	12.5
MIAMI	02/09/11	35*	4	7	.571	1	2	.500	1	2	.500	1	6	7	7.5	1	0	2	2	1	2	10	12.4
NC STATE	02/13/11	36*	6	16	.375	2	3	.667	1	3	.333	4	3	7	7.4	0	0	0	2	0	1	15	12.5
at N. Carolina	02/15/11	30*	3	11	.273	1	3	.333	0	0	.000	3	6	9	7.5	1	0	2	4	0	0	7	12.3
FLORIDA STATE	02/19/11	36*	6	13	.462	0	3	.000	8	10	.800	4	4	8	7.5	4	0	0	2	1	2	20	12.6
VIRGINIA TECH	02/22/11	34*	9	15	.600	0	2	.000	4	5	.800	6	3	9	7.6	2	0	1	2	1	1	22	12.9
at Clemson	02/26/11	31*	2	9	.222	0	2	.000	1	2	.500	1	11	12	7.7	0	0	3	1	0	1	5	12.7
GEORGIA TECH	03/03/11	28*	3	5	.600	0	0	.000	5	8	.625	2	3	5	7.6	3	0	0	4	0	0	11	12.6
at Boston Coll.	03/06/11	32*	9	13	.692	3	3	1.000	2	2	1.000	4	2	6	7.6	1	0	0	0	2	1	23	12.9
vs Boston Coll.	03/10/11	36*	7	10	.700	0	1	.000	2	5	.400	3	9	12	7.7	1	0	1	0	1	1	16	13.0
TOTALS		996	151	304	.497	17	56	.304	98	134	.731	80	167	247	7.7	68	1	31	63	32	29	417	13.0


*denotes starter

McKIE'S CAREER STATISTICS

Season	G	GS	MP	MPG	FG	FGA	PCT	3PT	3PA	PCT	FT	FTA	PCT	O-D-REB	AVG	PF-DQ	AS	TO	BS	ST	PTS	AVG
2010-11	32	32	996	31.1	151	304	.497	17	56	.304	98	134	.731	80-167-247	7.7	68-1	31	63	32	29	417	13.0
TOTAL	32	32	996	31.1	151	304	.497	17	56	.304	98	134	.731	80-167-247	7.7	68-1	31	63	32	29	417	13.0

McKIE'S CAREER ACC STATISTICS

Season	G	GS	MP	MPG	FG	FGA	PCT	3PT	3PA	PCT	FT	FTA	PCT	O-D-REB	AVG	PF-DQ	AS	TO	BS	ST	PTS	AVG
2010-11	16	16	509	31.8	76	160	.475	10	29	.345	35	49	.714	43-74-117	7.3	30-0	12	31	17	15	197	12.3
TOTAL	16	16	509	31.8	76	160	.475	10	29	.345	35	49	.714	43-74-117	7.3	30-0	12	31	17	15	197	12.3



SEASON HIGHS

POINTS

SEASON: 23, at Boston Coll. (3/6/11)

REBOUNDS

SEASON: 15, at Elon (11/20/10)

OFFENSIVE REBOUNDS

SEASON: 6, vs. Va. Tech (2/22/11)

ASSISTS

SEASON: 4, vs. Iowa (11/30/10)

STEALS

SEASON: 2, eight times

(last: vs. Florida State, 2/19/11)

BLOCKED SHOTS

SEASON: 3, three times

(last: at Maryland, 2/5/11)

FIELD GOALS

SEASON: 9, three times

(last: at Boston College, 3/6/11)

FIELD GOAL ATTEMPTS

SEASON: 14, at Elon (11/20/10)

FREE THROWS

SEASON: 10, vs. Marist (11/23/10)

FREE THROW ATTEMPTS

SEASON: 13, vs. Marist (11/23/10)

3-POINT FIELD GOALS

SEASON: 3, at Boston Coll. (3/6/11)

3-POINT ATTEMPTS

SEASON: 3, seven times

(last: at Boston College, 3/6/11)

MINUTES PLAYED

SEASON: 36, five times

(last: vs. Boston College, 3/10/11)



WF 2010-11 DEMON DEACON BASKETBALL

2010-11 WAKE FOREST BASKETBALL SEASON IN REVIEW

NIKITA MESCHERIAKOV 25

RS JUNIOR • FORWARD • 6-8 • 215 • MINSK, BELARUS • ST. JOHN'S CATHOLIC PREP (MD)

Transferred from Georgetown University in January of 2010 ... Joined the Deacons in time for the start of spring semester classes ... Will be eligible to see game action at the conclusion of the 2010-11 fall semester (Dec. 12 vs. UNC Wilmington) ... Will have a year and a half of eligibility remaining at Wake Forest ... Athletic forward who runs the floor well ... Lefty who has the ability to knock down medium to long-range jumpers ... Multi-dimensional player who can guard different positions ... Worked as a member of the scout team in practice after he joined the Deacons in 2010 ... Majoring in economics.

MESCHERIAKOV'S 2010-11 SEASON HIGHLIGHTS:

Per NCAA transfer rules, was not eligible to play in games until the end of the 2010 fall semester ... Scored 7 points on a perfect shooting night and pulled down 4 rebounds in his first action as a Demon Deacon vs. UNC Wilmington (Dec. 12) ... Made his first start at Wake Forest vs. UNC Greensboro (Dec. 15), scoring 7 points and bringing down four rebounds ... Started for the 2nd straight game, scoring 4 points on a perfect 4-for-4 from the FT line at Xavier (Dec. 18) ... Scored 2 points in limited action vs. Presbyterian (Dec. 21) ... Recorded 5 points, an assist and a rebound at Richmond (Dec. 29) ... Scored 3 points and had 2 boards vs. Gonzaga (Jan. 2) ... Grabbed 5 rebounds and scored 6 points on 2-of-4 shooting from the field vs. High Point (Jan. 5) ... Scored 7 points in his ACC debut and hit a 3-pointer at NC State (Jan. 8) ... Was 2-for-4 from the floor, 2-for-2 from the FT line and hit his only 3-point attempt for 7 points vs. Maryland (Jan. 12) ... Played 12 minutes at Virginia Tech (Jan. 15) ... Grabbed 4 rebounds in 11 minutes at Georgia Tech (Jan. 19) ... Saw 4 minutes of action vs. Virginia (Jan. 29) ... Sank his only 2 free throw attempts for 2 points at Florida State (Feb. 1) ... Played 4 minutes and had a rebound at Maryland (Feb. 5) ... Saw 5 minutes of action but did not record any stats vs. Miami (Feb. 9) ... Scored 7 points on 3-of-4 shooting vs. NC State (Feb. 13) ... Scored 4 points on 2-of-2 shooting at North Carolina (Feb. 15) ... Registered a block vs. Florida State (Feb. 19) ... Finished with 4 points, 3 rebounds, 2 steals and an assist vs. Virginia Tech (Feb. 22) ... Scored 11 points on 5-of-9 shooting and pulled down 4 rebounds at Clemson (Feb. 26) ... Scored 8 points and went 2-for-3 from 3-point range vs. Georgia Tech (Mar. 3) ... Scored 7 points on 3-of-4 shooting at Boston College (Mar. 6) ... Finished with 13 points on 6-of-12 shooting vs. Boston College in the ACC Tournament (Mar. 10).



CAREER HIGHS

(at Wake Forest & Georgetown)

POINTS

SEASON: 13, vs. Boston Coll. (3/10/11)
CAREER: 13, vs. Boston Coll. (3/10/11)

REBOUNDS

SEASON: 5, vs. High Point (1/5/11)
CAREER: 5, two times
(last: vs. High Point, 1/5/11)

OFFENSIVE REBOUNDS

SEASON: 3, two times
(last: vs. High Point, 1/5/11)
CAREER: 3, three times
(last: vs. High Point, 1/5/11)

ASSISTS

SEASON: 3, vs. UNCG (12/15/10)
CAREER: 3, two times
(last: vs. UNC Greensboro, 12/15/10)

STEALS

SEASON: 2, vs. Virginia Tech (2/22/11)
CAREER: 2, two times
(last: vs. Virginia Tech, 2/22/11)

BLOCKED SHOTS

SEASON: 1, vs. Florida State (2/19/11)
CAREER: 1, three times
(last: vs. Florida State, 2/19/11)

FIELD GOALS

SEASON: 6, vs. Boston Coll. (3/10/11)
CAREER: 6, vs. Boston Coll. (3/10/11)

FIELD GOAL ATTEMPTS

SEASON: 12, vs. Boston Coll. (3/10/11)
CAREER: 12, vs. Boston Coll. (3/10/11)

FREE THROWS

SEASON: 4, at Xavier (12/18/10)
CAREER: 4, at Xavier (12/18/10)

FREE THROW ATTEMPTS

SEASON: 4, two times
(last: vs. High Point, 1/5/11)
CAREER: 4, three times
(last: vs. High Point, 1/5/11)

3-POINT FIELD GOALS

SEASON: 2, vs. Georgia Tech (3/3/11)
CAREER: 2, two times
(last: vs. Georgia Tech, 3/3/11)

3-POINT ATTEMPTS

SEASON: 4, vs. Boston Coll. (3/10/11)
CAREER: 5, vs. Rutgers (2/3/09)*

MINUTES PLAYED

SEASON: 26, at Clemson (2/26/11)
CAREER: 27, vs. Cincinnati (2/7/09)*

* - at Georgetown (2008-10)

MESCHERIAKOV'S 2010-11 GAME-BY-GAME STATISTICS

Opponent	Date	Min	FG	FGA	Pct	3PT	3PA	Pct	FT	FTA	Pct	O	D	REB	Avg	PF	FO	AS	TO	BS	ST	TP	Avg
STETSON	11/12/10		DNP	TRANSFER																			
HAMPTON	11/15/10		DNP	TRANSFER																			
VCU	11/16/10		DNP	TRANSFER																			
at Elon	11/20/10		DNP	TRANSFER																			
WINTHROP	11/22/10		DNP	TRANSFER																			
MARIST	11/23/10		DNP	TRANSFER																			
IOWA	11/30/10		DNP	TRANSFER																			
HOLY CROSS	12/04/10		DNP	TRANSFER																			
at UNCW	12/12/10	18	2	2	1.000	1	1	1.000	2	2	1.000	2	2	4	4.0	3	0	1	2	0	0	7	7.0
UNCG	12/15/10	22*	3	5	.600	0	0	.000	1	2	.500	3	1	4	4.0	3	0	3	4	0	1	7	7.0
at Xavier	12/18/10	12*	0	1	.000	0	0	.000	4	4	1.000	0	1	1	3.0	2	0	1	2	0	1	4	6.0
PRESBYTERIAN	12/21/10	9	0	1	.000	0	1	.000	2	2	1.000	0	0	0	2.3	2	0	0	0	0	0	2	5.0
at Richmond	12/29/10	20*	2	5	.400	0	0	.000	1	2	.500	0	1	1	2.0	4	0	1	3	0	0	5	5.0
GONZAGA	01/02/11	18	1	4	.250	0	2	.000	1	2	.500	1	1	2	2.0	4	0	1	1	0	1	3	4.7
HIGH POINT	01/05/11	19	2	4	.500	0	1	.000	2	4	.500	3	2	5	2.4	2	0	1	3	0	1	6	4.9
at NC State	01/08/11	19	3	7	.429	1	2	.500	0	0	.000	1	0	1	2.3	4	0	0	0	0	1	7	5.1
MARYLAND	01/12/11	14*	2	4	.500	1	1	1.000	2	2	1.000	0	3	3	2.3	4	0	0	2	0	1	7	5.3
at Virginia Tech	01/15/11	12*	0	4	.000	0	0	.000	0	0	.000	0	0	0	2.1	2	0	0	3	0	0	0	4.8
at Georgia Tech	01/19/11	11	0	2	.000	0	1	.000	0	2	.000	1	3	4	2.3	1	0	0	0	0	1	0	4.4
DUKE	01/22/11		DNP																				
VIRGINIA	01/29/11	4	0	0	.000	0	0	.000	0	0	.000	0	0	0	2.1	1	0	0	1	0	0	0	4.0
at Florida State	02/01/11	8	0	2	.000	0	0	.000	2	2	1.000	1	0	1	2.0	3	0	0	1	0	0	2	3.8
at Maryland	02/05/11	4	0	0	.000	0	0	.000	0	0	.000	0	1	1	1.9	0	0	0	2	0	0	0	3.6
MIAMI	02/09/11	5	0	0	.000	0	0	.000	0	0	.000	0	0	0	1.8	0	0	0	0	0	0	0	3.3
NC STATE	02/13/11	13	3	4	.750	0	1	.000	1	1	1.000	0	0	0	1.7	3	0	0	0	0	0	7	3.6
at N. Carolina	02/15/11	10	2	2	1.000	0	0	.000	0	0	.000	0	0	0	1.6	5	1	0	1	0	0	4	3.6
FLORIDA STATE	02/19/11	4	0	0	.000	0	0	.000	0	0	.000	0	0	0	1.5	3	0	0	1	1	1	0	3.4
VIRGINIA TECH	02/22/11	19	1	3	.333	0	1	.000	2	2	1.000	0	3	3	1.6	4	0	1	2	0	2	4	3.4
at Clemson	2/26/11	26	5	9	.556	1	1	1.000	0	0	.000	2	2	4	1.7	4	0	1	2	0	0	11	3.8
GEORGIA TECH	03/03/11	21	2	4	.500	2	3	.667	2	4	.500	1	3	4	1.8	2	0	1	2	0	1	8	4.0
at Boston Coll.	03/06/11	13	3	4	.750	1	2	.500	0	0	.000	1	0	1	1.8	2	0	1	1	0	1	7	4.1
vs Boston Coll.	03/10/11	24	6	12	.500	0	4	.000	1	1	1.000	0	3	3	1.8	4	0	2	1	0	1	13	4.5
TOTALS		325	37	79	.468	7	21	.333	23	32	.719	16	26	42	1.8	62	1	14	34	1	13	104	4.5

*denotes starter

MESCHERIAKOV'S CAREER STATISTICS AT WAKE FOREST

Season	G	GS	MP	MPG	FG	FGA	PCT	3PT	3PA	PCT	FT	FTA	PCT	O-D-REB	AVG	PF-DQ	AS	TO	BS	ST	PTS	AVG
2010-11	23	5	325	14.1	37	79	.468	7	21	.333	23	32	.719	16-26-42	1.8	62-1	14	34	1	13	104	4.5
TOTAL	23	5	325	14.1	37	79	.468	7	21	.333	23	32	.719	16-26-42	1.8	62-1	14	34	1	13	104	4.5

MESCHERIAKOV'S CAREER ACC STATISTICS

Season	G	GS	MP	MPG	FG	FGA	PCT	3PT	3PA	PCT	FT	FTA	PCT	O-D-REB	AVG	PF-DQ	AS	TO	BS	ST	PTS	AVG
2010-11	15	2	183	12.2	21	45	.467	6	12	.500	9	13	.692	7-15-22	1.5	38-1	4	18	1	8	57	3.8
TOTAL	15	2	183	12.2	21	45	.467	6	12	.500	9	13	.692	7-15-22	1.5	38-1	4	18	1	8	57	3.8

MESCHERIAKOV'S CAREER STATISTICS AT GEORGETOWN (2008-10)

Season	G	GS	MP	MPG	FG	FGA	PCT	3PT	3PA	PCT	FT	FTA	PCT	O-D-REB	AVG	PF-DQ	AS	TO	BS	ST	PTS	AVG	
2007-08																							
2008-09	23	8	319	13.9	22	64	.344	11	42	.262	8	14	.571	11-23-34	1.5	53-3	13	22	2	9	63	2.7	
2009-10	7	0	44	6.3	2	8	.250	1	5	.200	1	2	.500	1-1-2	0.3	11-1	2	4	1	0	6	0.9	
TOTAL	30	8	363	12.1	24	72	.333	12	47	.255	9	16	.563	12-24-36	1.2	64-4	15	26	3	9	69	2.3	





2010-11 DEMON DEACON BASKETBALL

2010-11 WAKE FOREST BASKETBALL SEASON IN REVIEW

ARI STEWART

20

SOPHOMORE • FORWARD • 6-7 • 205 • MARIETTA, GA • WHEELER

Made an immediate impact in his first season on campus ... One of the top three-point shooters in the ACC ... Led all conference freshmen in three-point shooting in 2009-10 ... Explosive athlete with All-ACC potential ... Versatile forward who can knock down shots from the outside and finish in the paint ... Has the potential to be an excellent rebounder ... Drives the ball strong to the basket ... Slowed in the preseason by a concussion and later a knee injury.


STEWART'S 2010-11 SEASON HIGHLIGHTS:

Opened the season with his first career double-double, finishing with 15 points and 10 rebounds vs. Stetson (Nov. 12) ... Pulled down 10 rebounds vs. Hampton (Nov. 15) ... Led the team with 18 points on 7-of-12 shooting to go along with 7 rebounds vs. VCU (Nov. 16) ... Turned in 16 points and 9 rebounds at Elon (Nov. 20) ... Scored 17 points on 6-of-10 shooting and pulled down 7 rebounds vs. Winthrop (Nov. 22) ... Finished with 14 points and 5 rebounds vs. Marist (Nov. 23) ... Had 10 points on 5-of-11 shooting and 3 rebounds vs. Iowa (Nov. 30) ... Turned in a nice all-around performance with 11 points, 7 rebounds and 2 assists vs. Holy Cross (Dec. 4) ... Played 40 minutes, scoring 15 points and grabbing eight rebounds against UNC Wilmington (Dec. 12) ... Came off the bench to score 12 points and record 3 rebounds vs. UNC Greensboro (Dec. 15) ... Scored 10 points, grabbed 6 boards and dished out 4 assists at Xavier (Dec. 18) ... Recorded 2 steals and scored 5 points vs. Presbyterian (Dec. 21) ... Dished out 5 assists, scored 12 points and grabbed 5 rebounds at Richmond (Dec. 29) ... Had 6 points, 5 rebounds and 2 steals vs. Gonzaga (Jan. 2) ... Scored 7 points and had 4 rebounds vs. High Point (Jan. 5) ... Shot 4-for-9 from the field and made all 3 of his free throw attempts for 12 points at NC State (Jan. 8) ... Had 7 points, 2 rebounds, 2 assists and his first blocked shot of the season vs. Maryland (Jan. 12) ... Scored 4 points and had 2 rebounds at Virginia Tech (Jan. 15) ... Led the Demon Deacons with 9 points and grabbed 4 rebounds at Georgia Tech (Jan. 19) ... Performed well on the glass with 6 rebounds and had 3 assists vs. Duke (Jan. 22) ... Had 12 points and 4 rebounds on 4-of-9 shooting to help the Deacs defeat Virginia (Jan. 29) ... Scored 7 points on 3-of-8 shooting at Florida State (Feb. 1) ... Connected on both of his 3-point attempts and scored all 8 of his points in the second half at Maryland (Feb. 5) ... Missed the Miami game (Feb. 9) with the flu ... Returned from the flu to score 4 points off the bench vs. NC State (Feb. 13) ... Pulled down 6 boards at North Carolina (Feb. 15) ... Came off the bench to score 12 points and pull down 5 boards vs. Florida State (Feb. 19) ... Had an assist vs. Virginia Tech (Feb. 22) ... Had a block in 6 minutes at Clemson (Feb. 26) ... Pulled down 3 rebounds vs. Georgia Tech (Mar. 3) ... Had an assist in limited action at Boston College (Mar. 6) ... Suspended for the ACC Tournament due to academic reasons.

STEWART'S 2010-11 GAME-BY-GAME STATISTICS

Opponent	Date	Min	FG	FGA	Pct	3PT	3PA	Pct	FT	FTA	Pct	O	D	REB	Avg	PF	FO	AS	TO	BS	ST	TP	AVG
STETSON	11/12/10	30	6	15	.400	1	8	.125	2	2	1.000	1	9	10	10.0	3	0	3	3	0	0	15	15.0
HAMPTON	11/15/10	26	0	3	.000	0	2	.000	3	4	.750	0	10	10	10.0	4	0	1	5	0	1	3	9.0
VCU	11/16/10	31*	7	12	.583	4	6	.667	0	0	.000	2	5	7	9.0	3	0	0	3	0	0	18	12.0
at Elon	11/20/10	28*	6	13	.462	2	4	.500	2	2	1.000	4	5	9	9.0	4	0	1	3	0	1	16	13.0
WINTHROP	11/22/10	31*	6	10	.600	3	6	.500	2	2	1.000	2	5	7	8.6	1	0	1	3	0	1	17	13.8
MARIST	11/23/10	22*	6	14	.429	2	7	.286	0	0	.000	0	5	5	8.0	5	1	0	0	0	1	14	13.8
IOWA	11/30/10	30*	5	11	.455	0	4	.000	0	0	.000	0	3	3	7.3	3	0	0	2	0	1	10	13.3
HOLY CROSS	12/04/10	31*	3	10	.300	1	4	.250	4	6	.667	1	6	7	7.3	0	0	2	1	0	0	11	13.0
at UNCW	12/12/10	40*	6	15	.400	3	8	.375	0	0	.000	3	5	8	7.3	3	0	1	3	0	0	15	13.2
UNCG	12/15/10	25	3	5	.600	1	2	.500	5	6	.833	1	2	3	6.9	2	0	1	4	0	1	12	13.1
at Xavier	12/18/10	29	3	10	.300	2	7	.286	2	2	1.000	1	5	6	6.8	4	0	4	3	0	0	10	12.8
PRESBYTERIAN	12/21/10	30*	2	6	.333	1	3	.333	0	0	.000	0	3	3	6.5	0	0	0	1	0	2	5	12.2
at Richmond	12/29/10	35*	5	13	.385	1	4	.250	1	1	1.000	3	2	5	6.4	1	0	5	2	0	2	12	12.2
GONZAGA	01/02/11	30*	3	9	.333	0	2	.000	0	0	.000	0	5	5	6.3	0	0	1	5	0	2	6	11.7
HIGH POINT	01/05/11	21*	2	4	.500	1	3	.333	2	2	1.000	1	3	4	6.1	5	1	1	4	0	0	7	11.4
at NC State	01/08/11	34*	4	9	.444	1	3	.333	3	3	1.000	1	1	2	5.9	1	0	0	2	0	0	12	11.4
MARYLAND	01/12/11	22	2	6	.333	1	5	.200	2	2	1.000	0	2	2	5.6	2	0	2	2	1	0	7	11.2
at Virginia Tech	01/15/11	24	2	6	.333	0	3	.000	0	0	.000	0	2	2	5.4	2	0	0	3	0	0	4	10.8
at Georgia Tech	01/19/11	24	3	9	.333	0	3	.000	3	6	.500	1	3	4	5.4	4	0	1	3	1	0	9	10.7
DUKE	01/22/11	26*	2	7	.286	0	1	.000	1	1	1.000	2	4	6	5.4	3	0	3	1	0	0	5	10.4
VIRGINIA	01/29/11	31*	4	9	.444	1	3	.333	3	4	.750	0	4	4	5.3	3	0	2	0	0	0	12	10.5
at Florida State	02/01/11	21*	3	8	.375	1	4	.250	0	0	.000	0	2	2	5.2	3	0	1	4	0	0	7	10.3
at Maryland	02/05/11	19*	3	4	.750	2	2	1.000	0	0	.000	0	1	1	5.0	1	0	1	1	0	0	8	10.2
MIAMI	02/09/11		DNP - FLU																				
NC STATE	02/13/11	19	1	3	.333	0	1	.000	2	2	1.000	0	2	2	4.9	1	0	0	2	0	0	4	10.0
at N. Carolina	02/15/11	19	1	5	.200	1	3	.333	0	0	.000	0	6	6	4.9	1	0	1	3	0	0	3	9.7
FLORIDA STATE	02/19/11	21	5	12	.417	0	3	.000	2	2	1.000	1	4	5	4.9	3	0	0	3	0	0	12	9.8
VIRGINIA TECH	02/22/11	18	0	5	.000	0	3	.000	0	0	.000	0	0	0	4.7	0	0	1	1	0	0	0	9.4
at Clemson	02/26/11	6	0	1	.000	0	0	.000	0	0	.000	0	0	0	4.6	1	0	0	0	1	0	0	9.1
GEORGIA TECH	03/03/11	17	0	5	.000	0	2	.000	0	0	.000	0	3	3	4.5	0	0	0	2	0	0	0	8.8
at Boston Coll.	03/06/11	4	0	0	.000	0	0	.000	0	0	.000	0	0	0	4.4	1	0	1	1	0	0	0	8.5
vs Boston Coll.	03/10/11		DNP - SUSPENSION																				
TOTALS		744	93	239	.389	29	106	.274	39	47	.830	24	107	131	4.4	64	2	34	70	3	12	254	8.5

*denotes starter



SEASON/CAREER HIGHS

POINTS

SEASON: 18, vs. VCU (11/16/10)
CAREER: 18, vs. VCU (11/16/10)

REBOUNDS

SEASON: 10, two times
(last: vs. Hampton, 11/15/10)
CAREER: 10, two times
(last: vs. Hampton, 11/15/10)

OFFENSIVE REBOUNDS

SEASON: 5, at Richmond (12/29/10)
CAREER: 5, at Richmond (12/29/10)

ASSISTS

SEASON: 5, at Richmond (12/29/10)
CAREER: 5, at Richmond (12/29/10)

STEALS

SEASON: 2, three times
(last: vs. Gonzaga, 1/2/11)
CAREER: 2, five times
(last: vs. Gonzaga, 1/2/11)

BLOCKED SHOTS

SEASON: 1, three times
(last: at Clemson, 2/26/11)
CAREER: 1, five times
(last: at Clemson, 2/26/11)

FIELD GOALS

SEASON: 7, vs. VCU (11/16/10)
CAREER: 7, vs. VCU (11/16/10)

FIELD GOAL ATTEMPTS

SEASON: 15, two times
(last: at UNC Wilmington, 12/12/10)
CAREER: 16, vs. UNC (2/27/10)

FREE THROWS

SEASON: 5, vs. UNCG (12/15/10)
CAREER: 5, vs. UNCG (12/15/10)

FREE THROW ATTEMPTS

SEASON: 6, three times
(last: at Georgia Tech, 1/19/11)
CAREER: 6, three times
(last: at Georgia Tech, 1/19/11)

3-POINT FIELD GOALS

SEASON: 4, vs. VCU (11/16/10)
CAREER: 4, two times
(last: vs. VCU, 11/16/10)

3-POINT ATTEMPTS

SEASON: 8, two times
(last: at UNC Wilmington, 12/12/10)
CAREER: 8, three times
(last: at UNC Wilmington, 12/12/10)

MINUTES PLAYED

SEASON: 40, at UNCW (12/12/10)
CAREER: 40, at UNCW (12/12/10)

STEWART'S CAREER STATISTICS

Season	G	GS	MP	MPG	FG	FGA	PCT	3PT	3PA	PCT	FT	FTA	PCT	O-D-REB	AVG	PF-DQ	AS	TO	BS	ST	PTS	AVG
2009-10	31	0	530	17.1	85	228	.373	43	116	.371	14	23	.609	33-66-99	3.2	56-1	8	39	2	10	227	7.3
2010-11	30	16	744	24.8	93	239	.389	29	106	.274	39	47	.830	24-107-131	4.4	64-2	34	70	3	12	254	8.5
TOTAL	61	16	1274	20.9	178	467	.381	72	222	.324	53	70	.757	57-173-230	3.8	120-3	42	109	5	22	481	7.9

STEWART'S CAREER ACC STATISTICS

Season	G	GS	MP	MPG	FG	FGA	PCT	3PT	3PA	PCT	FT	FTA	PCT	O-D-REB	AVG	PF-DQ	AS	TO	BS	ST	PTS	AVG
2009-10	16	0	273	17.1	38	115	.330	21	59	.356	5	10	.500	19-35-54	3.4	25-1	5	19	1	6	102	6.4
2010-11	15	5	305	20.3	30	89	.337	7	36	.194	16	20	.800	5-34-39	2.6	26-0	13	28	3	0	83	5.5
TOTAL	31	5	578	18.6	68	204	.333	28	95	.295	21	30	.700	24-69-93	3.0	51-1	18	47	4	6	185	6.0



2010-11 WAKE FOREST BASKETBALL SEASON IN REVIEW

MELVIN TABB

23

FRESHMAN • FORWARD • 6-8 • 250 • RALEIGH, NC • ENLOE

Strong, skilled forward who thrives in the post ... Possesses a solid mid-range jumper ... Excellent rebounder ... Joins Cameron Stanley (2005-08) as recent Raleigh natives to suit up for the Deacons ... Missed the 2010-11 season opener and a portion of the preseason with mono.

TABB'S 2010-11 SEASON HIGHLIGHTS:

Sat out the season opener vs. Stetson (Nov. 12) after battling a case of mono ... Made his collegiate debut vs. Hampton (Nov. 15) and finished with 3 points and 4 rebounds in 11 minutes off the bench ... Had 5 points and 3 rebounds vs. VCU (Nov. 16) ... Saw limited action off the bench at Elon (Nov. 20) ... Temporarily released from basketball activities to focus on academics on Monday, Nov. 22 ... Reinstated to the team on Friday, Dec. 10 ... Was in uniform vs. UNC Wilmington (Dec. 12) but did not see action ... Saw 3 minutes of action against UNC Greensboro (Dec. 15) ... Recorded 2 rebounds in 5 minutes off the bench at Xavier (Dec. 18) ... Shot 3-for-4 from the field and scored 6 points vs. Presbyterian (Dec. 21) ... Grabbed 3 rebounds and blocked his first-career shot in 8 minutes of action at Richmond (Dec. 29) ... Saw action but did not record any stats vs. Gonzaga (Jan. 2) ... Pulled down 4 rebounds vs. High Point (Jan. 5) in 7 minutes of action ... Scored 3 points and grabbed 2 rebounds in the second half at NC State (Jan. 8) ... Recorded 2 rebounds vs. Maryland (Jan. 12) ... Grabbed 3 boards in 13 minutes at Virginia Tech (Jan. 15) ... Played 3 minutes and did not record any statistics at Georgia Tech (Jan. 19) ... Saw significant time vs. Duke (Jan. 22), scoring 5 points on 2-of-3 shooting in 16 minutes ... Released from the team for the remainder of the season on Feb. 7.



SEASON HIGHS

POINTS

SEASON: 6, vs. Presbyterian (12/21/10)

REBOUNDS

SEASON: 4, two times

(last: vs. High Point, 1/5/11)

OFFENSIVE REBOUNDS

SEASON: 1, six times

(last: at Virginia Tech, 1/15/11)

ASSISTS

SEASON: 1, vs. UNCG (12/15/10)

STEALS

SEASON: 1, two times

(last: vs. Duke, 1/22/11)

BLOCKED SHOTS

SEASON: 1, at Richmond (12/29/10)

FIELD GOALS

SEASON: 3, vs. Presbyterian (12/21/10)

FIELD GOAL ATTEMPTS

SEASON: 4, vs. Presbyterian (12/21/10)

FREE THROWS

SEASON: 3, vs. VCU (11/16/10)

FREE THROW ATTEMPTS

SEASON: 5, vs. VCU (11/16/10)

3-POINT FIELD GOALS

SEASON: 1, at NC State (1/8/11)

3-POINT ATTEMPTS

SEASON: 1, three times

(last: at Virginia Tech, 1/15/11)

MINUTES PLAYED

SEASON: 17, vs. Presbyterian (12/21/10)

TABB'S 2010-11 GAME-BY-GAME STATISTICS

Opponent	Date	Min	FG	FGA	Pct	3PT	3PA	Pct	FT	FTA	Pct	O	D	REB	Avg	PF	FO	AS	TO	BS	ST	TP	Avg
STETSON	11/12/10		DNP - ILLNESS																				
HAMPTON	11/15/10	11	1	3	.333	0	0	.000	1	2	.500	1	3	4	4.0	1	0	0	1	0	0	3	3.0
VCU	11/16/10	14	1	3	.333	0	0	.000	3	5	.600	1	2	3	3.5	2	0	0	0	0	0	5	4.0
at Elon	11/20/10	7	0	1	.000	0	0	.000	0	0	.000	0	0	0	2.3	1	0	0	1	0	0	0	2.7
WINTHROP	11/22/10		DNP - SUSPENSION																				
MARIST	11/23/10		DNP - SUSPENSION																				
IOWA	11/30/10		DNP - SUSPENSION																				
HOLY CROSS	12/04/10		DNP - SUSPENSION																				
at UNCW	12/12/10		DNP																				
UNCG	12/15/10	3	0	2	.000	0	1	.000	0	0	.000	1	1	2	2.3	0	0	1	1	0	0	0	2.0
at Xavier	12/18/10	5	0	1	.000	0	0	.000	0	0	.000	0	2	2	2.2	1	0	0	1	0	0	0	1.6
PRESBYTERIAN	12/21/10	17	3	4	.750	0	0	.000	0	2	.000	1	1	2	2.2	2	0	0	1	0	1	6	2.3
at Richmond	12/29/10	8	0	0	.000	0	0	.000	0	0	.000	0	3	3	2.3	1	0	0	0	1	0	0	2.0
GONZAGA	01/02/11	1	0	0	.000	0	0	.000	0	0	.000	0	0	0	2.0	2	0	0	0	0	0	0	1.8
HIGH POINT	01/05/11	7	0	1	.000	0	0	.000	0	0	.000	0	4	4	2.2	2	0	0	0	0	0	0	1.6
at NC State	01/08/11	7	1	1	1.000	1	1	1.000	0	0	.000	0	2	2	2.2	3	0	0	1	0	0	3	1.7
MARYLAND	01/12/11	12	0	2	.000	0	0	.000	0	2	.000	1	1	2	2.2	1	0	0	0	0	0	0	1.5
at Virginia Tech	01/15/11	13	0	2	.000	0	1	.000	0	0	.000	1	2	3	2.3	0	0	0	0	0	0	0	1.4
at Georgia Tech	01/19/11	3	0	0	.000	0	0	.000	0	0	.000	0	0	0	2.1	0	0	0	0	0	0	0	1.3
DUKE	01/22/11	16	2	3	.667	0	0	.000	1	2	.500	0	1	1	2.0	0	0	0	3	0	1	5	1.6
VIRGINIA	01/29/11		DNP - INJURY																				
at Florida State	02/01/11		DNP																				
at Maryland	02/05/11		DNP																				
MIAMI	02/09/11		DNP - SUSPENSION																				
NC STATE	02/13/11		DNP - SUSPENSION																				
at N. Carolina	02/15/11		DNP - SUSPENSION																				
FLORIDA STATE	02/19/11		DNP - SUSPENSION																				
VIRGINIA TECH	02/22/11		DNP - SUSPENSION																				
at Clemson	02/26/11		DNP - SUSPENSION																				
GEORGIA TECH	03/03/11		DNP - SUSPENSION																				
at Boston Coll.	03/06/11		DNP - SUSPENSION																				
vs Boston Coll.	03/10/11		DNP - SUSPENSION																				
TOTALS		124	8	23	.348	1	3	.333	5	13	.385	6	22	28	2.0	16	0	1	9	1	2	22	1.6

*denotes starter

TABB'S CAREER STATISTICS

Season	G	GS	MP	MPG	FG	FGA	PCT	3PT	3PA	PCT	FT	FTA	PCT	O-D-REB	AVG	PF-DQ	AS	TO	BS	ST	PTS	AVG
2010-11	14	0	124	8.9	8	23	.348	1	3	.333	5	13	.385	6-22-28	2.0	16-0	1	9	1	2	22	1.6
TOTAL	14	0	124	8.9	8	23	.348	1	3	.333	5	13	.385	6-22-28	2.0	16-0	1	9	1	2	22	1.6

TABB'S CAREER ACC STATISTICS

Season	G	GS	MP	MPG	FG	FGA	PCT	3PT	3PA	PCT	FT	FTA	PCT	O-D-REB	AVG	PF-DQ	AS	TO	BS	ST	PTS	AVG
2010-11	5	0	51	10.2	3	8	.375	1	2	.500	1	4	.250	2-6-8	1.6	4-0	0	4	0	1	8	1.6
TOTAL	5	0	51	10.2	3	8	.375	1	2	.500	1	4	.250	2-6-8	1.6	4-0	0	4	0	1	8	1.6




WF 2010-11 DEMON DEACON BASKETBALL

2010-11 WAKE FOREST BASKETBALL SEASON IN REVIEW

J.T. TERRELL

0



FRESHMAN • GUARD • 6-3 • 175 • BURLINGTON, NC • WEST CHARLOTTE

Ultra-quick guard who can score in bunches ... Able to finish at the rim with either hand ... Can spot up for a three or score off the dribble ... Possesses a deep shooting range ... First Burlington native to play for the Deacons since Daryl Cheeley in 1989.

TERRELL'S 2010-11 SEASON HIGHLIGHTS:

Made a splashy collegiate debut vs. Stetson (Nov. 12) with 26 points on 8-of-17 shooting, including a 4-for-9 mark from 3-point range ... Broke the school record for points by a freshman in a season opener ... Turned in 8 points and 2 steals vs. Hampton (Nov. 15) ... Scored 14 points and dished out 3 assists vs. VCU (Nov. 16) ... Tallied 7 points and 2 assists against his hometown team Elon (Nov. 20) ... Had 5 points and 3 assists vs. Winthrop (Nov. 22) ... Led the team with 16 points to go along with 4 assists and 3 steals vs. Marist (Nov. 23) ... Scored a game-high 32 points vs. Iowa (Nov. 30), including the game-winning 3-pointer with 2 seconds left ... Shot an impressive 7-for-11 from 3-point range vs. the Hawkeyes ... Scored 6 points and grabbed 4 rebounds off the bench vs. Holy Cross (Dec. 4) ... Scored 2 points in 13 minutes of action against UNC Wilmington (Dec. 12) ... Shot 6-of-13 and scored 14 points off the bench against UNC Greensboro (Dec. 15) ... Exploded for 24 of his game-high 27 points in the second half at Xavier (Dec. 18) ... Connected on 6-of-10 3-pointers against the Musketeers ... Grabbed 4 rebounds, including 2 offensive rebounds, and scored 11 points vs. Presbyterian (Dec. 21) ... Hauled in an impressive 6 rebounds from the backcourt and scored 10 points at Richmond (Dec. 29) ... Poured in 14 points and was 7-for-7 from the free throw line vs. Gonzaga (Jan. 2) ... Led the Deacons with 18 points off the bench and also had 4 rebounds and 3 assists vs. High Point (Jan. 5) ... Scored 8 points and was 4-for-5 from the FT line at NC State (Jan. 8) ... Turned in an 8-point, 2-steal performance vs. Maryland (Jan. 12) ... Connected on 3-of-6 3-point attempts, scored 13 points and dished out 3 assists at Virginia Tech (Jan. 15) ... Scored all 3 of his points from the FT line at Georgia Tech (Jan. 19) ... Hit back-to-back layups in the second half to score 4 points vs. Duke (Jan. 22) ... Was efficient from the floor, scoring 11 points on 4-of-7 shooting and 3-of-6 from beyond the arc vs. Virginia (Jan. 29) ... Scored 7 points off the bench in just 14 minutes of action at Florida State (Feb. 1) ... Played 11 minutes and scored 7 points on 2-of-5 shooting (Feb. 5) ... Scored 10 points and dished out 4 assists vs. Miami (Feb. 9) ... Had his would-be game-winning 3-pointer rim out at the buzzer ... Scored 7 points vs. NC State (Feb. 13) ... Led the team with 18 points on 6-of-10 shooting at North Carolina (Feb. 15) ... Went 4-for-8 from beyond the arc vs. UNC ... Scored 12 points and dished out 3 assists vs. Florida State (Feb. 19) ... Had 7 points, 2 steals and an assist vs. Virginia Tech (Feb. 22) ... Scored 9 points at Clemson (Feb. 26) ... Had 4 points and 2 assists vs. Georgia Tech (Mar. 3) ... Finished with 3 points and 2 rebounds at Boston College (Mar. 6) ... Scored 15 points on 5-of-12 shooting to go along with 4 rebounds vs. Boston College in the ACC Tournament (Mar. 10).

SEASON HIGHS

POINTS

SEASON: 32, vs. Iowa (11/30/10)

REBOUNDS

SEASON: 6, at Richmond (12/29/10)

OFFENSIVE REBOUNDS

SEASON: 2, three times

(last: at Georgia Tech, 1/19/11)

ASSISTS

SEASON: 4, two times

(last: vs. Miami, 2/9/11)

STEALS

SEASON: 3, vs. Marist (11/23/10)

BLOCKED SHOTS

SEASON: 1, vs. Stetson (11/12/10)

FIELD GOALS

SEASON: 9, two times

(last: at Xavier, 12/18/10)

FIELD GOAL ATTEMPTS

SEASON: 17, vs. Stetson (11/12/10)

FREE THROWS

SEASON: 7, three times

(last: vs. Gonzaga, 1/2/11)

FREE THROW ATTEMPTS

SEASON: 10, vs. Marist (11/23/10)

3-POINT FIELD GOALS

SEASON: 7, vs. Iowa (11/30/10)

3-POINT ATTEMPTS

SEASON: 11, vs. Iowa (11/30/10)

MINUTES PLAYED

SEASON: 36, vs. Iowa (11/30/10)

TERRELL'S 2010-11 GAME-BY-GAME STATISTICS

Opponent	Date	Min	FG	FGA	Pct	3PT	3PA	Pct	FT	FTA	Pct	O	D	REB	Avg	PF	FO	AS	TO	BS	ST	TP	Avg
STETSON	11/12/10	31*	8	17	.471	4	9	.444	6	8	.750	1	2	3	3.0	5	1	1	2	1	0	26	26.0
HAMPTON	11/15/10	29*	2	9	.222	0	2	.000	4	4	1.000	1	2	3	3.0	2	0	1	5	0	2	8	17.0
VCU	11/16/10	34*	5	12	.417	2	5	.400	2	2	1.000	1	1	2	2.7	0	0	3	4	0	1	14	16.0
at Elon	11/20/10	23*	3	10	.300	1	4	.250	0	0	.000	0	1	1	2.3	5	1	2	5	0	0	7	13.8
WINTHROP	11/22/10	25*	0	8	.000	0	4	.000	5	7	.714	0	0	0	1.8	2	0	3	2	0	0	5	12.0
MARIST	11/23/10	27*	3	5	.600	3	5	.600	7	10	.700	1	2	3	2.0	4	0	4	3	0	3	16	12.7
IOWA	11/30/10	36*	9	16	.563	7	11	.636	7	8	.875	0	2	2	2.0	3	0	1	6	0	0	32	15.4
HOLY CROSS	12/04/10	22	3	9	.333	0	2	.000	0	0	.000	0	4	4	2.3	4	0	1	1	0	0	6	14.3
at UNCW	12/12/10	13*	1	3	.333	0	0	.000	0	1	.000	1	0	1	2.1	2	0	1	3	0	0	2	12.9
UNCG	12/15/10	23	6	13	.462	1	3	.333	1	2	.500	0	0	0	1.9	3	0	1	1	0	1	14	13.0
at Xavier	12/18/10	28	9	16	.563	6	10	.600	3	5	.600	0	1	1	1.8	3	0	1	2	0	1	27	14.3
PRESBYTERIAN	12/21/10	32	4	12	.333	1	2	.500	2	2	1.000	2	2	4	2.0	0	0	0	0	0	1	11	14.0
at Richmond	12/29/10	22	3	10	.300	1	3	.333	3	4	.750	1	5	6	2.3	4	0	1	1	0	1	10	13.7
GONZAGA	01/02/11	27	3	11	.273	1	5	.200	7	7	1.000	1	3	4	2.4	2	0	1	1	0	0	14	13.7
HIGH POINT	01/05/11	23	6	12	.500	2	4	.500	4	5	.800	1	3	4	2.5	1	0	3	1	0	0	18	14.0
at NC State	01/08/11	21	2	6	.333	0	2	.000	4	5	.800	0	0	0	2.4	2	0	1	0	0	0	8	13.6
MARYLAND	01/12/11	19	4	13	.308	0	4	.000	0	0	.000	0	0	0	2.2	1	0	1	2	0	2	8	13.3
at Virginia Tech	01/15/11	27	5	12	.417	3	6	.500	0	0	.000	2	0	2	2.2	4	0	3	2	0	0	13	13.3
at Georgia Tech	01/19/11	22*	0	9	.000	0	5	.000	3	6	.500	2	2	4	2.3	2	0	2	3	0	0	3	12.7
DUKE	01/22/11	21	2	7	.286	0	3	.000	0	0	.000	0	1	1	2.3	3	0	2	1	0	0	4	12.3
VIRGINIA	01/29/11	23	4	7	.571	3	6	.500	0	0	.000	1	0	1	2.2	0	0	2	2	0	0	11	12.2
at Florida State	02/01/11	14	2	7	.286	2	7	.286	1	2	.500	0	3	3	2.2	1	0	2	2	0	1	7	12.0
at Maryland	02/05/11	11	2	5	.400	1	2	.500	2	3	.667	0	2	2	2.2	2	0	0	3	0	0	7	11.8
MIAMI	02/09/11	35*	3	9	.333	1	4	.250	3	4	.750	1	2	3	2.3	2	0	4	3	0	1	10	11.7
NC STATE	02/13/11	29*	3	7	.429	0	1	.000	1	1	1.000	1	1	2	2.2	3	0	1	2	0	1	7	11.5
at N. Carolina	02/15/11	26*	6	10	.600	4	8	.500	2	2	1.000	0	0	0	2.2	5	1	0	1	0	1	18	11.8
FLORIDA STATE	02/19/11	22*	2	9	.222	2	5	.400	6	6	1.000	1	1	2	2.1	3	0	3	4	0	0	12	11.8
VIRGINIA TECH	02/22/11	20*	3	9	.333	1	5	.200	0	1	.000	0	1	1	2.1	0	0	1	2	0	2	7	11.6
at Clemson	02/26/11	17*	4	10	.400	1	5	.200	0	0	.000	1	1	2	2.1	4	0	0	0	0	1	9	11.5
GEORGIA TECH	03/03/11	21*	1	6	.167	0	2	.000	2	3	.667	0	0	0	2.0	3	0	2	3	0	1	4	11.3
at Boston Coll.	03/06/11	14*	1	4	.250	1	2	.500	0	0	.000	0	2	2	2.0	1	0	1	3	0	0	3	11.0
vs Boston Coll.	03/10/11	32*	5	12	.417	2	4	.500	3	4	.750	1	3	4	2.1	3	0	2	1	0	1	15	11.1
TOTALS		769	114	305	.374	50	140	.357	78	102	.765	20	47	67	2.1	79	3	51	71	1	21	356	11.1

*denotes starter

TERRELL'S CAREER STATISTICS

Season	G	GS	MP	MPG	FG	FGA	PCT	3PT	3PA	PCT	FT	FTA	PCT	O-D-REB	AVG	PF-DQ	AS	TO	BS	ST	PTS	AVG
2010-11	32	18	769	24.0	114	305	.374	50	140	.357	78	102	.765	20-47-67	2.1	79-3	51	71	1	21	356	11.1
TOTAL	32	18	769	24.0	114	305	.374	50	140	.357	78	102	.765	20-47-67	2.1	79-3	51	71	1	21	356	11.1

TERRELL'S CAREER ACC STATISTICS

Season	G	GS	MP	MPG	FG	FGA	PCT	3PT	3PA	PCT	FT	FTA	PCT	O-D-REB	AVG	PF-DQ	AS	TO	BS	ST	PTS	AVG
2010-11	16	9	342	21.4	44	130	.338	19	67	.284	24	33	.727	9-16-25	1.6	36-1	25	33	0	10	131	8.2
TOTAL	16	9	342	21.4	44	130	.338	19	67	.284	24	33	.727	9-16-25	1.6	36-1	25	33	0	10	131	8.2



WF 2010-11 DEMON DEACON BASKETBALL

2010-11 WAKE FOREST BASKETBALL SEASON IN REVIEW

TY WALKER

40

JUNIOR • CENTER • 7-0 • 230 • WILMINGTON, NC • NEW HANOVER

Promising big man with loads of potential ... Saw limited action in first two seasons on campus but continued to develop as a post player ... Coaching staff had him on regimented weight routine to add strength to his long frame during his first two seasons ... Terrific shot blocker who flashed glimpses of defensive prowess in 2009-10 ... One of the most prolific shot blockers ever to play high school basketball ... Has the potential to become one of the most feared defenders at the collegiate level ... Extremely long, athletic and skilled for a big man ... Runs the floor extremely well ... Majoring in communication.

WALKER'S 2010-11 SEASON HIGHLIGHTS:

Opened the season with a bang vs. Stetson (Nov. 14), registering 7 blocks, 5 rebounds and 5 points in his first career start ... Became the first Deacon since Tim Duncan in 1996-97 to tally at least 7 blocks in a game ... Followed with 6 blocks and 8 rebounds vs. Hampton (Nov. 15) ... Had 2 points and a block vs. VCU (Nov. 16) ... Came off the bench to score 12 points on 4-of-5 shooting and pull down 8 rebounds at Elon (Nov. 20) ... Finished with 4 points and 2 blocks vs. Winthrop (Nov. 22) ... Set a school record with 11 blocks vs. Marist (Nov. 23), breaking Tim Duncan's mark of 10 set vs. Maryland in 1996 ... Finished with 8 rebounds, 5 blocks and 3 steals vs. Iowa (Nov. 30) ... Had 4 points, 3 blocks and 3 rebounds vs. Holy Cross (Dec. 4) ... Scored 3 points and grabbed 4 rebounds against UNC Wilmington (Dec. 12) ... Hit his only jump shot of the game, grabbed 7 rebounds and had 4 blocked shots against UNC Greensboro (Dec. 15) ... Came off the bench to block 8 shots and score 8 points at Xavier (Dec. 18) ... Had 2 rebounds in 10 minutes of action vs. Presbyterian (Dec. 21) ... Grabbed 5 rebounds and blocked a shot at Richmond (Dec. 29) ... Had a very productive second half vs. Gonzaga (Jan. 2), scoring all 7 of his points in the final 20 minutes while bringing down 5 boards for the game ... Recorded 2 points, 1 rebound and 1 block vs. High Point (Jan. 5) ... Played 4 minutes in the first half and recorded a block and a rebound at NC State (Jan. 8) ... Had 3 offensive rebounds and 5 total rebounds vs. Maryland (Jan. 12) ... Played 4 minutes at Virginia Tech (Jan. 15) ... Did a solid job on the boards at Georgia Tech (Jan. 19), grabbing 8 rebounds, including 5 offensive rebounds ... Scored 4 points, had 2 blocks and had 2 rebounds vs. Duke (Jan. 22) ... Turned in his best performance against ACC competition with 11 points on 5-of-6 shooting from the field vs. Virginia (Jan. 29), scoring 10 of his points in the second half ... Was big on the defensive end with 6 blocks at Florida State (Feb. 1) ... Had 6 points and 2 rebounds at Maryland (Feb. 5) ... Scored 9 points on 4-of-4 shooting to go along with 5 rebounds, 4 blocks and 2 assists vs. Miami (Feb. 9) ... Had a rebound and a steal vs. NC State (Feb. 13) ... Tallied 8 points on 4-of-6 shooting to go along with 4 blocks at North Carolina (Feb. 15) ... Had 3 rebounds and 2 blocks vs. Florida State (Feb. 19) ... Registered 4 points and a block vs. Virginia Tech (Feb. 22) ... Turned in 4 points and 5 rebounds at Clemson (Feb. 26) ... Saw limited action vs. Georgia Tech (Mar. 3) ... Had a block in limited action at Boston College (Mar. 6) ... Had a block and a rebound in limited action vs. Boston College in the ACC Tournament (Mar. 10).

WALKER'S 2010-11 GAME-BY-GAME STATISTICS

Opponent	Date	Min	FG	FGA	Pct	3PT	3PA	Pct	FT	FTA	Pct	O	D	REB	Avg	PF	FO	AS	TO	BS	ST	TP	Avg
STETSON	11/12/10	30*	2	4	.500	0	0	.000	1	1	1.000	0	5	5	5.0	0	0	1	1	7	0	5	5.0
HAMPTON	11/15/10	28*	1	5	.200	0	0	.000	2	2	1.000	2	6	8	6.5	2	0	1	0	6	2	4	4.5
VCU	11/16/10	13*	1	2	.500	0	0	.000	0	0	.000	0	0	0	4.3	1	0	0	0	1	1	2	3.7
at Elon	11/20/10	27*	4	5	.800	0	0	.000	4	6	.667	3	5	8	5.3	2	0	1	3	1	1	12	5.8
WINTHROP	11/22/10	22*	2	5	.400	0	0	.000	0	0	.000	0	3	3	4.8	1	0	0	2	2	0	4	5.4
MARIST	11/23/10	28*	1	6	.167	0	0	.000	1	3	.333	1	4	5	4.8	1	0	2	1	11	0	3	5.0
IOWA	11/30/10	27*	3	5	.600	0	0	.000	2	2	1.000	0	8	8	5.3	2	0	1	0	5	3	8	5.4
HOLY CROSS	12/04/10	29*	2	2	1.000	0	0	.000	0	0	.000	1	2	3	5.0	1	0	1	4	3	0	4	5.3
at UNCW	12/12/10	18*	1	5	.200	0	0	.000	1	2	.500	2	2	4	4.9	0	0	0	1	1	0	3	5.0
UNCG	12/15/10	26	1	1	1.000	0	0	.000	0	3	.000	2	5	7	5.1	1	0	0	0	4	1	2	4.7
at Xavier	12/18/10	26	3	6	.500	0	0	.000	2	4	.500	1	2	3	4.9	1	0	1	0	8	2	8	5.0
PRESBYTERIAN	12/21/10	10*	0	1	.000	0	0	.000	0	0	.000	0	2	2	4.7	2	0	0	0	0	0	0	4.6
at Richmond	12/29/10	17	0	1	.000	0	0	.000	0	0	.000	0	5	5	4.7	0	0	0	0	1	0	0	4.2
GONZAGA	01/02/11	26	3	5	.600	0	0	.000	1	2	.500	1	4	5	4.7	2	0	0	0	2	2	7	4.4
HIGH POINT	01/05/11	13	1	2	.500	0	0	.000	0	0	.000	0	1	1	4.5	1	0	0	1	1	0	2	4.3
at NC State	01/08/11	4	0	1	.000	0	0	.000	0	0	.000	0	1	1	4.3	0	0	0	0	1	0	0	4.0
MARYLAND	01/12/11	9	0	3	.000	0	0	.000	0	0	.000	3	2	5	4.3	2	0	0	0	1	0	0	3.8
at Virginia Tech	01/15/11	4	0	0	.000	0	0	.000	0	0	.000	0	0	0	4.1	1	0	0	0	0	0	0	3.6
at Georgia Tech	01/19/11	19	1	7	.143	0	0	.000	0	0	.000	5	3	8	4.3	2	0	1	1	1	0	2	3.5
DUKE	01/22/11	9	1	2	.500	0	0	.000	2	2	1.000	0	2	2	4.2	0	0	1	1	2	1	4	3.5
VIRGINIA	01/29/11	23	5	6	.833	0	0	.000	1	2	.500	1	0	1	4.0	0	0	1	0	1	1	11	3.9
at Florida State	02/01/11	17	1	3	.333	0	0	.000	1	1	1.000	1	3	4	4.0	2	0	1	0	6	2	3	3.8
at Maryland	02/05/11	15	3	7	.429	0	0	.000	0	0	.000	2	0	2	3.9	2	0	0	1	0	0	6	3.9
MIAMI	02/09/11	29	4	4	1.000	0	0	.000	1	2	.500	2	3	5	4.0	5	1	2	2	4	0	9	4.1
NC STATE	02/13/11	10	0	2	.000	0	0	.000	0	0	.000	1	0	1	3.8	0	0	0	0	0	1	0	4.0
at N. Carolina	02/15/11	30	4	6	.667	0	0	.000	0	0	.000	3	1	4	3.8	3	0	0	0	4	1	8	4.1
FLORIDA STATE	02/19/11	17	0	2	.000	0	0	.000	0	0	.000	1	2	3	3.8	2	0	0	2	2	0	0	4.0
VIRGINIA TECH	02/22/11	16	2	5	.400	0	0	.000	0	0	.000	1	0	1	3.7	0	0	0	0	1	0	4	4.0
at Clemson	02/26/11	14	2	2	1.000	0	0	.000	0	0	.000	2	3	5	3.8	0	0	0	0	1	0	4	4.0
GEORGIA TECH	03/03/11	7	0	1	.000	0	0	.000	0	0	.000	0	1	1	3.7	0	0	0	0	0	0	0	3.8
at Boston Coll.	03/06/11	9	0	0	.000	0	0	.000	0	0	.000	0	1	1	3.6	0	0	1	0	1	0	0	3.7
vs Boston Coll.	03/10/11	6	0	0	.000	0	0	.000	0	2	.000	1	0	1	3.5	2	0	0	0	1	0	0	3.6
TOTALS		578	48	106	.453	0	0	.000	19	34	.559	36	76	112	3.5	38	1	14	20	79	18	115	3.6


*denotes starter

WALKER'S CAREER STATISTICS

Season	G	GS	MP	MFG	FGA	PCT	3PT	3PA	PCT	FT	FTA	PCT	O-D-REB	AVG	PF-DQ	AS	TO	BS	ST	PTS	AVG	
2008-09	11	0	42	3.8	5	14	.357	0	0	.000	0	2	.000	4-8-12	1.1	1-0	1	3	4	2	10	0.9
2009-10	7	0	48	6.9	5	16	.313	0	0	.000	5	7	.714	5-6-11	1.6	2-0	1	1	9	2	15	2.1
2010-11	32	9	578	18.1	48	106	.453	0	0	.000	19	34	.559	36-76-112	3.5	38-1	14	20	79	18	115	3.6
TOTAL	50	9	668	13.4	58	136	.426	0	0	.000	24	43	.558	45-90-135	2.7	41-1	16	24	92	22	140	2.8

WALKER'S CAREER ACC STATISTICS

Season	G	GS	MP	MFG	FGA	PCT	3PT	3PA	PCT	FT	FTA	PCT	O-D-REB	AVG	PF-DQ	AS	TO	BS	ST	PTS	AVG	
2008-09	4	0	13	3.3	1	4	.250	0	0	.000	0	2	.000	2-2-4	1.0	0-0	0	2	0	0	2	0.5
2009-10	0	0	0	0.0	0	0	.000	0	0	.000	0	0	.000	0-0-0	0.0	0-0	0	0	0	0	0	0.0
2010-11	16	0	232	14.5	23	51	.451	0	0	.000	5	7	.714	22-22-44	2.8	19-1	6	7	25	6	51	3.2
TOTAL	20	0	245	12.3	24	55	.436	0	0	.000	5	9	.556	24-24-48	2.4	19-1	6	9	25	6	53	2.7



SEASON/CAREER HIGHS

POINTS

SEASON: 12, at Elon (11/20/10)
CAREER: 12, at Elon (11/20/10)

REBOUNDS

SEASON: 8, four times
(last: at Georgia Tech, 1/19/11)
CAREER: 8, four times
(last: at Georgia Tech, 1/19/11)

OFFENSIVE REBOUNDS

SEASON: 5, at Ga. Tech (1/19/11)
CAREER: 5, at Ga. Tech (1/19/11)

ASSISTS

SEASON: 2, two times
(last: vs. Miami, 2/9/11)
CAREER: 2, two times
(last: vs. Miami, 2/9/11)

STEALS

SEASON: 3, vs. Iowa (11/30/10)
CAREER: 3, vs. Iowa (11/30/10)

BLOCKED SHOTS

SEASON: 11, vs. Marist (11/23/10)
CAREER: 11, vs. Marist (11/23/10)

FIELD GOALS

SEASON: 5, vs. Virginia (1/29/11)
CAREER: 5, vs. Virginia (1/29/11)

FIELD GOAL ATTEMPTS

SEASON: 7, two times
(last: at Maryland, 2/5/11)
CAREER: 7, two times
(last: at Maryland, 2/5/11)

FREE THROWS

SEASON: 4, at Elon (11/20/10)
CAREER: 4, at Elon (11/20/10)

FREE THROW ATTEMPTS

SEASON: 6, at Elon (11/20/10)
CAREER: 6, at Elon (11/20/10)

3-POINT FIELD GOALS

SEASON: 0
CAREER: 0

3-POINT ATTEMPTS

SEASON: 0
CAREER: 0

MINUTES PLAYED

SEASON: 30, two times
(last: at North Carolina, 2/15/11)
CAREER: 30, two times
(last: at North Carolina, 2/15/11)





2010-11 DEMON DEACON BASKETBALL

2010-11 WAKE FOREST BASKETBALL SEASON IN REVIEW

OPPONENTS' SCHEDULES & RESULTS

BOSTON COLLEGE (21-13, 9-7 ACC)

N12	St. Francis (N.Y.)	W, 79-49
N18	Yale	L, 67-75
N22	Holy Cross	W, 69-54
N25	vs. Texas A&M ^	W, 67-65
N26	vs. Wisconsin ^	L, 55-65
N28	vs. California ^	W, 68-46
D1	Indiana	W, 88-76
D4	Massachusetts	W, 76-71
D8	Providence	W, 88-86
D12	@Maryland	W, 79-75
D19	Bryant	W, 93-77
D22	Bucknell	W, 84-80
D29	@Rhode Island	L, 65-67
J1	@South Carolina	W, 85-70
J5	Harvard	L, 69-78
J8	Georgia Tech	W, 86-75
J11	NC State	W, 75-66
J15	@Miami	L, 71-72
J19	Virginia	W, 70-67
J22	@Florida State	L, 51-67
J27	@Duke	L, 68-84
F1	North Carolina	L, 74-106
F5	Virginia Tech	W, 58-56
F8	@Clemson	L, 69-77
F12	Maryland	W, 76-72
F19	@North Carolina	L, 46-48
F23	Miami	L, 64-73
F26	@Virginia	W, 63-44
M1	@Virginia Tech	W, 76-61
M6	Wake Forest	W, 84-68
M10	vs. Wake Forest	W, 81-67
M11	vs. Clemson	L, 47-70
M15	@McNeese State &	W, 82-64
M19	vs. Northwestern &	L, 67-85

^ - Old Spice Classic (Orlando, FL)
& - Postseason NIT

CLEMSON (22-12, 9-7 ACC)

N12	Western Carolina	W, 87-64
N15	Wofford	W, 78-70
N19	vs. Long Beach St. ^	W, 69-55
N21	vs. Old Dominion ^	L, 60-61
N22	vs. Seton Hall ^	W, 64-58
N26	S.C. State	W, 69-54
N30	Michigan	L, 61-69
D5	@South Carolina	L, 60-64
D12	@Florida State	L, 69-75
D17	Savannah State	W, 61-40
D19	UNC Greensboro	W, 71-61
D22	@Coll. of Charleston	W, 66-59
D27	Delaware State	W, 76-41
D29	East Carolina	W, 71-59
J2	The Citadel	W, 69-54
J8	Miami	W, 79-72
J12	Georgia Tech	W, 87-62
J18	@North Carolina	L, 65-75
J22	@Maryland	L, 77-79
J25	NC State	W, 60-50
J29	Florida State	W, 62-44
F2	@Virginia	L, 47-49
F5	@Georgia Tech	W, 65-56
F8	Boston College	W, 77-69
F12	North Carolina	L, 62-64
F17	@NC State	L, 61-69
F20	@Miami	W, 63-59
F26	Wake Forest	W, 63-49
M2	@Duke	L, 59-70
M5	Virginia Tech	W, 69-60
M11	vs. Boston College	W, 70-47
M12	vs. North Carolina	L, 87-92
M15	vs. UAB \$	W, 70-52
M17	vs. West Virginia \$	L, 76-84

^ - Paradise Jam (Virgin Islands)
\$ - NCAA Tournament

DUKE (32-5, 13-3 ACC)

N14	Princeton ^	W, 97-60
N16	Miami (Ohio) ^	W, 79-45
N19	Colgate	W, 110-58
N22	vs. Marquette*	W, 82-77
N23	vs. Kansas State*	W, 82-68
N27	@Oregon	W, 98-71
D1	Michigan State	W, 84-79
D4	Butler	W, 82-70
D8	Bradley	W, 83-48
D11	St. Louis	W, 84-47
D20	Elon	W, 98-72
D29	@UNC Greensboro	W, 108-82
J2	Miami	W, 74-63
J5	UAB	W, 85-64
J9	Maryland	W, 71-64
J12	@Florida State	L, 61-66
J15	Virginia	W, 76-60
J19	@NC State	W, 92-78

J22	@Wake Forest	W, 83-59
J27	Boston College	W, 84-68
J30	@St. John's	L, 78-93
F2	@Maryland	W, 80-62
F5	NC State	W, 76-52
F9	North Carolina	W, 79-73
F13	@Miami	W, 81-71
F16	@Virginia	W, 56-41
F20	Georgia Tech	W, 79-57
F23	Temple	W, 78-61
F26	@Virginia Tech	L, 60-64
M2	Clemson	W, 70-59
M5	@North Carolina	L, 67-81
M11	vs. Maryland	W, 87-71
M12	vs. Virginia Tech	W, 77-63
M13	vs. North Carolina	W, 75-68
M18	vs. Hampton \$	W, 87-45
M20	vs. Michigan \$	W, 73-71
M24	vs. Arizona \$	L, 77-93

^ - CBE Classic (Durham, NC)

* - CBE Classic (Kansas City, MO)

\$ - NCAA Tournament

ELON (14-17, 7-11 socon)

N12	@South Carolina	L, 79-94
N15	New Jersey	W, 99-68
N20	Wake Forest	L, 70-89
N22	Hampden-Sydney	W, 76-56
N26	@Maryland	L, 57-76
D1	@Furman	L, 65-80
D4	Wofford	L, 69-75
D7	Gardner-Webb	W, 90-82
D12	Lynchburg	W, 102-63
D17	Chattanooga	L, 65-71
D20	@Duke	L, 72-98
D22	@Navy	W, 73-58
J2	@Columbia	W, 70-69
J5	NC State	L, 72-87
J8	Samford	W, 67-54
J10	@UNC Greensboro	W, 80-65
J13	@Western Carolina	L, 63-70
J17	@Appalachian State	L, 71-79
J20	Davidson	W, 77-70
J22	Georgia Southern	W, 84-62
J27	@Samford	L, 67-69
J29	@Chattanooga	L, 76-85
F2	Western Carolina	L, 58-74
F5	Appalachian State	L, 62-68
F9	Coll. of Charleston	L, 67-85
F12	@Citadel	W, 79-72
F19	UNC Greensboro	W, 99-90
F24	@Davidson	L, 75-83
F26	@Georgia Southern	W, 72-57
M4	vs. Citadel	W, 85-74
M5	vs. Coll. of Charleston	L, 60-78

FLORIDA STATE (23-11, 11-5 ACC)

N12	North Florida	W, 75-55
N14	@UNC Greensboro	W, 97-73
N16	Gardner-Webb	W, 78-53
N18	@FIU	W, 89-66
N23	Mercer	W, 79-55
N28	Florida	L, 51-55
N30	Ohio State	L, 44-58
D5	Hartford	W, 60-38
D12	Clemson	W, 75-69
D15	Stetson	W, 97-63
D18	@Loyola-Marymount	W, 74-63
D23	@Hawaii ^	W, 70-62
D24	vs. Butler ^	L, 64-67
D25	vs. Baylor ^	W, 68-61
J3	@Auburn	L, 60-65
J8	@Virginia Tech	L, 59-71
J12	Duke	W, 66-61
J15	NC State	W, 84-71
J19	@Miami	W, 55-53
J22	Boston College	W, 67-51
J29	@Clemson	L, 44-62
F1	Wake Forest	W, 85-61
F6	@North Carolina	L, 69-89
F10	@Georgia Tech	W, 72-63
F12	Virginia	W, 63-56
F19	@Wake Forest	W, 84-66
F23	@Maryland	L, 62-78
F26	Miami	W, 65-59
M2	North Carolina	L, 70-72
M6	@NC State	W, 72-62
M11	vs. Virginia Tech	L, 51-52
M18	vs. Texas A&M \$	W, 57-50
M20	vs. Notre Dame \$	W, 71-57
M25	vs. VCU \$	L, 71-72 (ot)

^ - Diamond Head Classic (Honolulu, HI)

\$ - NCAA Tournament

GEORGIA TECH (13-18, 5-11 ACC)

N12	Charleston Southern	W, 52-39
N15	@Kennesaw State	L, 63-80
N17	Albany ^	W, 78-51
N19	Niagara ^	W, 77-51
N26	vs. UTEP*	W, 71-61
N27	vs. Syracuse*	L, 76-80
N30	@Northwestern	L, 71-91
D7	Georgia	L, 72-73
D11	Savannah State	W, 69-59
D18	vs. Richmond %	W, 67-54
D22	@Siena	L, 57-62
D31	Mercer	W, 87-78
J2	Charlotte	L, 83-86 (ot)
J8	@Boston College	L, 75-86
J12	@Clemson	L, 62-87
J16	North Carolina	W, 78-58
J19	Wake Forest	W, 74-39
J22	@Virginia	L, 64-72
J25	Virginia Tech	W, 72-57
J30	Maryland	L, 63-74
F3	@Miami	L, 57-59
F5	Clemson	L, 56-65
F10	Florida State	L, 63-72
F13	@Virginia Tech	L, 77-102
F16	Chattanooga	W, 62-53
F20	@Duke	W, 57-79
F23	Virginia	L, 56-62
F26	@NC State	L, 74-79
M3	@Wake Forest	W, 80-54
M6	Miami	W, 66-57
M10	vs. Virginia Tech	L, 43-59

^ - Legends Classic (Atlanta, GA)

* - Legends Classic (Atlantic City, NJ)

% - Paradise Island, Bahamas

GONZAGA (25-10, 11-3 wcc)

N12	Southern	W, 117-72
N14	IUPUI	W, 86-56
N16	San Diego State	L, 76-79
N22	vs. Kansas State ^	L, 64-81
N23	vs. Marquette ^	W, 66-63
N30	E. Washington	W, 86-57
D4	Illinois	L, 61-73
D8	@Washington State	L, 59-81
D11	@Notre Dame	L, 79-83
D16	Lewis-Clark State	W, 103-61
D18	@Baylor	W, 68-64
D22	Xavier	W, 64-54
D29	Lafayette	W, 83-55
D31	Oklahoma State	W, 73-52
J2	@Wake Forest	W, 73-63
J8	Portland	W, 74-61
J13	Pepperdine	W, 92-75
J15	Loyola-Marymount	W, 79-59
J20	@Santa Clara	L, 71-85
J22	@San Francisco	L, 91-96 (ot)
J27	St. Mary's	L, 71-73
J29	San Diego	W, 86-53
F3	@Portland	W, 67-64
F5	Memphis	L, 58-62
F10	@Loyola-Marymount	W, 67-57
F12	@Pepperdine	W, 63-44
F17	Santa Clara	W, 85-76
F19	San Francisco	W, 70-53
F24	@St. Mary's	W, 89-85 (ot)
F26	@San Diego	W, 68-31
F28	CSU Bakersfield	W, 96-49
M6	vs. San Francisco	W, 71-67
M7	vs. St. Mary's	W, 75-63
M17	vs. St. John's \$	W, 86-71
M19	vs. BYU	L, 67-89

^ - CBE Classic (Kansas City, MO)

\$ - NCAA Tournament

HAMPTON (24-9, 11-5 MEAC)

N15	@Wake Forest ^	L, 56-63
N16	vs. Winthrop ^	W, 45-44
N19	@Fordham	W, 58-48
N22	vs. Boston Univ.*	W, 51-50
N23	@George Wash.*	W, 62-51
N28	@High Point	W, 70-64
N30	Georgia State	W, 60-56 (ot)
D4	vs. Howard	W, 67-55
D8	Delaware	L, 53-55
D20	Towson	W, 78-67
D22	Liberty	W, 62-59
D28	vs. Dominican &	W, 78-65
D29	@San Francisco &	L, 57-69
J1	vs. Colorado State &	W, 77-75
J8	@Coppin State	W, 67-59
J10	@Morgan State	L, 72-78
J15	Norfolk State	W, 63-56
J17	N.C. A&T	W, 82-77
J22	@Bethune-Cookman	W, 68-56

J24	@Florida A&M	L, 58-62
J29	Delaware State	W, 70-66 (ot)
J31	Md.-Eastern Shore	W, 78-66
F5	S.C. State	W, 64-53
F12	@Norfolk State	W, 86-72
F14	@N.C. A&T	L, 63-74
F19	Beth.-Cookman	L, 76-78 (2ot)
F21	Florida A&M	L, 55-58
F26	@Delaware State	W, 71-64
M4	@Howard	W, 83-72
M9	vs. Md.-East. Shore	W, 77-55
M11	vs. Norfolk State	W, 85-61
M12	vs. Morgan State	W, 60-55
M18	vs. Duke \$	L, 45-87

^ - NIT Tip-Off (Winston-Salem, NC)

* - NIT Tip-Off (Washington, DC)

& - Hilltop Classic (San Francisco, CA)

\$ - NCAA Tournament

HIGH POINT (12-19, 7-11 BIG SOUTH)

N13	Ferrum	W, 90-57
N15	@Old Dominion	L, 57-79
N19	Gwynedd-Mercy	W, 86-77
N23	@Citadel	L, 63-71
N28	Hampton	L, 64-70
D2	Gardner-Webb	W, 66-64
D4	UNC Asheville	W, 76-73
D8	@Tennessee Tech	W, 80-69
D18	@Wofford	L, 65-79
D21	@Georgia	L, 38-85
D31	@Charleston South.	L, 69-77
J2	@Coastal Carolina	L, 60-78
J5	@Wake Forest	L, 63-79
J8	@Radford	L, 59-64
J13	Liberty	L, 60-66
J15	VMI	L, 91-97
J20	@Presbyterian	W, 64-60 (ot)
J22	@Winthrop	L, 49-77
J27	Coastal Carolina	L, 58-82
J29	Charleston South.	W, 77-75
F1	Presbyterian	W, 69-62
F5	Radford	W, 72-70
F7	N.C. Central	W, 82-74
F10	@VMI	L, 74-87
F12	@Liberty	L, 54-85
F15	Winthrop	W, 70-69 (2ot)
F19	Appalachian State	L, 81-82
F24	@UNC Asheville	L, 62-76
F26	@Gardner-Webb	L, 40-64
M1	vs. Liberty	W, 66-60
M3	vs. UNC Asheville	L, 45-62

HOLY CROSS (8-21, 7-7 PATRIOT)

N13	Coll. of Charleston	L, 84-93
N17	@Harvard	L, 49-72
N20	@New Hampshire	L, 52-55
N22	@Boston College	L, 54-69
N27	@Massachusetts	L, 76-83
D4	@Wake Forest	L, 64-75
D7	Stony Brook	L, 53-54
D12	Fairfield	L, 60-71
D19	@Marist	W, 75-57
D22	@Hofstra	L, 56-71
D28	Saint Joseph's	L, 54-65
D31	@Geo. Washington	L, 57-58
J2	@Sacred Heart	L, 75-77
J5	Yale	L, 76-77 (ot)
J8	Lafayette	W, 70-65
J12	@Army	W, 68-54
J16	@Bucknell	L, 72-74
J19	@Navy	W, 71-50
J22	American	L, 57-60
J27	Colgate	L, 72-79
J29	@Lehigh	L, 75-79 (ot)
F5	@Lafayette	L, 70-76
F9	Army	W, 85-75
F12	Bucknell	L, 56-60
F16	Navy	W, 72-61
F20	@American	L, 60-64
F23	@Colgate	W, 77-75
F26	Lehigh	W, 89-7



2010-11 DEMON DEACON BASKETBALL

2010-11 WAKE FOREST BASKETBALL SEASON IN REVIEW

OPPONENTS' SCHEDULES & RESULTS

MIAMI (21-15, 6-10 ACC)

N12	Jacksonville	W, 89-77
N16	@Memphis	L, 68-72
N19	N.C. Central	W, 88-65
N21	@Rutgers	L, 45-61
N24	McNeese State	W, 79-59
N27	@Florida Gulf Coast	W, 87-75
N30	Mississippi	W, 86-73
D4	West Virginia	W, 79-76
D12	Stetson	W, 68-54
D18	UCF	L, 78-84
D21	Oral Roberts	W, 69-56
D22	Rice	W, 73-67
D23	Akron	W, 69-61
D30	Pepperdine	W, 94-59
J2	@Duke	L, 63-74
J8	@Clemson	L, 72-79
J15	Boston College	W, 72-71
J19	Florida State	L, 53-55
J23	@NC State	L, 70-72
J26	North Carolina	L, 71-74
J30	@Virginia Tech	L, 68-72
F3	Georgia Tech	W, 59-57
F5	Virginia	W, 70-68 (ot)
F9	@Wake Forest	W, 74-73
F13	Duke	L, 71-81
F15	@UNC Greensboro	W, 78-58
F20	Clemson	L, 59-63
F23	@Boston College	W, 73-64
F26	@Florida State	L, 59-65
M2	Maryland	W, 80-66
M6	@Georgia Tech	L, 57-66
M10	vs. Virginia	W, 69-62 (ot)
M11	vs. North Carolina	L, 59-61
M16	vs. FAU &	W, 85-62
M21	vs. Missouri State &	W, 81-72
M23	@Alabama &	L, 64-79

NORTH CAROLINA (29-8, 14-2 ACC)

N12	Lipscomb	W, 80-66
N18	vs. Hofstra ^	W, 107-63
N19	vs. Minnesota ^	L, 67-72
N21	vs. Vanderbilt ^	L, 65-72
N23	UNC Asheville	W, 80-69
N28	Coll. of Charleston	W, 74-69
N30	@Illinois	L, 67-79
D4	Kentucky	W, 75-73
D8	@Evansville	W, 76-49
D11	Long Beach State	W, 96-91
D18	Texas	L, 76-78
D21	William & Mary	W, 85-60
D28	@Rutgers	W, 78-55
J2	St. Francis (Pa.)	W, 103-54
J8	@Virginia	W, 62-56
J13	Virginia Tech	W, 64-61
J16	@Georgia Tech	L, 58-78
J18	Clemson	W, 75-65
J26	@Miami	W, 74-71
J29	NC State	W, 84-64
F1	@Boston College	W, 106-74
F6	Florida State	W, 89-69
F9	@Duke	L, 73-79
F12	@Clemson	W, 64-62
F15	Wake Forest	W, 78-64
F19	Boston College	W, 48-46
F23	@NC State	W, 75-63
F27	Maryland	W, 87-76
M2	@Florida State	W, 72-70
M5	Duke	W, 81-67
M11	vs. Miami	W, 61-59
M12	vs. Clemson	W, 92-87
M13	vs. Duke	L, 68-75
M18	vs. Long Island \$	W, 102-87
M20	vs. Washington \$	W, 86-83
M25	vs. Marquette \$	W, 81-63
M27	vs. Kentucky \$	L, 69-76

NC STATE (15-16, 5-11 ACC)

N12	Tennessee Tech	W, 82-69
N18	vs. East Carolina ^	W, 85-65
N19	vs. George Mason ^	W, 78-65
N21	vs. Georgetown ^	L, 67-82
N27	Fairleigh Dickinson	W, 77-67
D1	@Wisconsin	L, 48-87
D4	@Syracuse	L, 59-65
D11	USC Upstate	W, 79-60
D16	Youngstown State	W, 67-50
D22	Arizona	L, 62-72
D29	Delaware State	W, 72-70
D28	Alabama A&M	W, 82-51
J1	Saint Diego	W, 76-54
J5	Elon	W, 87-72

J8	Wake Forest	W, 90-69
J11	@Boston College	L, 66-75
J15	@Florida State	L, 71-84
J19	Duke	L, 78-92
J23	Miami	W, 72-70
J25	@Clemson	L, 50-60
J29	@North Carolina	L, 64-84
F2	Virginia Tech	L, 69-77
F5	@Duke	L, 52-76
F13	@Wake Forest	W, 80-55
F17	Clemson	W, 69-61
F20	@Maryland	L, 80-87
F23	North Carolina	L, 63-75
F26	Georgia Tech	W, 79-74
M1	@Virginia	L, 58-69
M6	Florida State	L, 62-72
M10	vs. Maryland	L, 67-75

UNC GREENSBORO (7-24, 6-12 SOCON)

N12	@VCU	L, 86-101
N14	Florida State	L, 73-97
N21	Virginia Tech	L, 70-92
N27	@East Carolina	L, 53-81
N29	NC A&T	L, 70-82
D2	@Wofford	L, 70-92
D6	Furman	L, 68-81
D8	@Maryland	L, 56-99
D15	@Wake Forest	L, 67-69
D19	@Clemson	L, 61-71
D22	Richmond	L, 53-63
D29	Duke	L, 62-108
J6	Samford	L, 64-68
J8	Chattanooga	L, 65-70
J10	Elon	L, 65-80
J13	@Appalachian St.	W, 75-74
J17	Davidson	W, 77-69
J20	Georgia Southern	W, 87-75
J27	@Chattanooga	L, 110-111 (2ot)
J29	@Samford	W, 91-72
F2	Appalachian St.	L, 78-80 (ot)
F5	@Western Carolina	L, 73-83
F7	Citadel	W, 86-74
F12	@Coll. of Charleston	L, 69-87
F15	Miami	L, 58-78
F19	@Elon	L, 90-99
F21	Western Carolina	L, 66-70
F24	@Georgia Southern	W, 57-56
F26	@Davidson	L, 67-78
M4	vs. Davidson	W, 71-64
M5	vs. Western Carolina	L, 66-77

UNC WILMINGTON (13-18, 7-11 CAA)

N12	@Florida	L, 60-77
N16	Liberty	W, 69-64 (ot)
N18	Morehead State ^	W, 60-58
N20	@Ohio State ^	L, 41-81
N23	@N.C. A&T ^	L, 79-84
N29	@George Wash.	W, 73-69
D4	@George Mason	L, 52-80
D12	Wake Forest	W, 81-69
D18	Radford	W, 64-50
D20	Illinois State	L, 60-62 (ot)
D22	@Campbell	L, 56-57
D30	Toledo	W, 64-42
J3	@William & Mary	W, 61-59
J5	Georgia State	W, 59-56
J8	VCU	L, 64-82
J12	Delaware	W, 76-53
J15	@James Madison	L, 54-63
J19	@Hofstra	L, 57-66
J22	Towson	W, 66-60
J24	@Old Dominion	L, 43-58
J26	Northeastern	L, 66-70
J29	@VCU	L, 70-79
F2	@Georgia State	L, 58-63 (ot)
F5	William & Mary	W, 91-81
F9	George Mason	L, 63-78
F12	@Towson	W, 95-93 (ot)
F15	Drexel	W, 51-43
F19	Charleston Southern	L, 58-63
F23	Hofstra	L, 64-71
F26	@Northeastern	L, 68-78
M4	vs. Georgia State	L, 52-58

PRESBYTERIAN (13-18, 7-11 BIG SOUTH)

N12	@Vanderbilt	L, 47-88
N18	@Kansas State ^	L, 67-76
N20	@Eastern Kentucky	W, 67-66
N22	vs. Bucknell ^	L, 47-71
N23	@James Madison*	L, 56-65
N24	vs. Princeton*	W, 69-67
D2	@Liberty	L, 61-70
D4	@VMI	W, 92-78

D11	@Missouri	L, 55-70
D15	Jacksonville State	W, 74-70
D18	@Auburn	W, 62-59
D21	@Wake Forest	W, 66-64
D23	@Old Dominion	L, 54-63
D31	@Winthrop	L, 51-53
J2	@Navy	W, 60-58
J6	Gardner-Webb	W, 78-44
J8	UNC Asheville	L, 48-74
J13	@Charleston South.	L, 71-76
J15	@Coastal Carolina	L, 42-60
J20	High Point	L, 60-64 (ot)
J22	Radford	W, 67-61
J29	Winthrop	W, 76-74 (ot)
F1	@High Point	L, 62-69
F3	@UNC Asheville	L, 55-88
F5	@Gardner-Webb	L, 62-63
F10	Coastal Carolina	L, 41-61
F12	Charleston Southern	W, 61-48
F15	@Radford	W, 52-49 (ot)
F19	Davidson	L, 65-71
F24	VMI	L, 74-80
F26	Liberty	W, 73-66

^ - CBE Classic (Manhattan, KS)
 ^ - CBE Classic (Harrisonburg, VA)

RICHMOND (29-8, 13-3 A-10)

N12	Citadel	W, 79-37
N15	William & Mary	W, 73-49
N18	@Iona	L, 77-81 (2ot)
N21	Charleston South. ^	W, 82-71
N23	Southern ^	W, 81-40
N26	vs. Wright State*	W, 71-61
N27	vs. Purdue*	W, 65-54
D1	@Old Dominion	L, 70-77
D5	@Arizona State	W, 67-61
D11	VCU	W, 72-60
D18	@Georgia Tech	L, 54-67
D22	@UNC Greensboro	W, 63-53
D26	@Seton Hall	W, 69-61
D29	Wake Forest	W, 90-74
J2	Bucknell	L, 61-62
J5	Charlotte	W, 71-59
J8	@La Salle	W, 87-68
J13	Rhode Island	L, 74-78
J19	George Washington	W, 68-58
J22	@Massachusetts	W, 84-68
J25	@Dayton	W, 70-61
J29	Xavier	L, 62-85
F2	St. Joseph's	W, 62-52
F5	@Fordham	W, 77-60
F9	@Geo. Washington	W, 69-65
F12	St. Louis	W, 64-52
F17	@Temple	L, 53-73
F20	St. Bonaventure	W, 82-65
F26	@Charlotte	W, 72-59
M2	@St. Joseph's	W, 69-54
M5	Duquesne	W, 68-56
M11	vs. Rhode Island	W, 55-45
M12	vs. Temple	W, 58-54
M13	vs. Dayton	W, 67-54
M17	vs. Vanderbilt \$	W, 69-66
M19	vs. Morehead State \$	W, 65-48
M	vs. Kansas \$	L, 57-77

^ - Chicago Inv. Chall. (Richmond, VA)
 * - Chicago Inv. Ch. (Hoffman Estates, IL)
 \$ - NCAA Tournament

STETSON (8-23, 6-14 A-SUN)

N12	@Wake Forest	W, 89-79
N16	@Bethune-Cookman	L, 66-78
N23	UCF	L, 58-85
N26	Palm Beach Atlantic	L, 55-61
N30	Savannah State	W, 69-64
D2	@Jacksonville	L, 61-70
D4	@North Florida	W, 74-64
D12	@Miami	L, 54-68
D15	@Florida State	L, 63-97
D21	vs. Rice ^	L, 63-66
D22	vs. Akron ^	L, 56-72
D23	vs. Ark.-Little Rock ^	L, 50-75
J3	Lipscomb	W, 76-66
J5	Belmont	L, 53-70
J8	@USC Upstate	W, 74-71
J10	@East Tennessee St.	L, 42-62
J14	Mercer	W, 79-72
J16	Kennesaw State	L, 62-63
J18	@Savannah State	L, 49-50
J22	@Campbell	L, 55-85
J25	Fla. Gulf Coast	L, 103-111 (3ot)
J28	@Lipscomb	L, 62-82
J30	@Belmont	L, 64-82
F4	USC Upstate	L, 59-72
F6	East Tennessee St.	W, 55-54
F10	@Mercer	L, 62-72 (ot)

F12	@Kennesaw State	L, 65-67
F17	Campbell	L, 61-64
F21	@Florida Gulf Coast	L, 60-64
F24	North Florida	L, 77-80
F26	Jacksonville	W, 70-62

^ - Las Vegas Holiday Hoops Classic

VIRGINIA (16-15, 7-9 ACC)

N12	William & Mary	W, 76-52
N15	S.C. Upstate	W, 74-54
N18	@Stanford	L, 60-81
N22	vs. Washington ^	L, 63-106
N23	vs. Oklahoma ^	W, 74-56
N24	vs. Wichita State ^	L, 58-70
N29	@Minnesota	W, 87-79
D5	@Virginia Tech	W, 57-54
D7	Radford	W, 54-44
D17	Oregon	W, 63-48
D20	Norfolk State	W, 50-49
D22	Seattle	L, 53-59
D30	Iowa State	L, 47-60
J2	LSU	W, 64-50
J4	Howard	W, 84-63
J8	North Carolina	L, 56-62
J15	@Duke	L, 60-76
J19	@Boston College	L, 67-70
J22	Georgia Tech	W, 72-64
J27	Maryland	L, 42-66
J29	@Wake Forest	L, 71-76
F2	Clemson	W, 49-47
F5	@Miami	L, 68-70
F12	@Florida State	L, 56-63
F16	Duke	L, 41-56
F19	Virginia Tech	W, 61-54
F23	@Georgia Tech	W, 62-56
F26	Boston College	L, 44-63
M1	NC State	W, 69-58
M5	@Maryland	W, 74-60
M10	vs. Miami	L, 62-69 (ot)

^ - Maui Invitational (Maui, HI)

VCU (28-12, 12-6 CAA)

N12	UNC Greensboro	W, 101-86
N15	Winthrop ^	W, 67-54
N16	@Wake Forest ^	W, 90-69
N24	vs. Tennessee*	L, 72-77
N26	vs. UCLA*	W, 89-85
D1	@South Florida	L, 59-60 (ot)
D4	William & Mary	W, 59-55
D8	VMI	W, 86-80
D11	@Richmond	L, 60-72
D18	Tulane	W, 70-67
D21	@UAB	L, 65-68
D29	Wofford	W, 75-66
D30	New Hampshire	W, 78-65
J3	@Georgia State	L, 66-76
J5	Drexel	W, 52-48
J8	@UNC Wilmington	W, 82-64
J12	@William & Mary	W, 70-52
J15	Northeastern	W, 73-64
J19	Georgia State	W, 71-54
J22	@Old Dominion	W, 59-50
J24	@Towson	W, 80-76
J26	Hofstra	W, 82-67
J29	UNC Wilmington	W, 79-70
F2	@Northeastern	L, 80-91
F5	@James Madison	W, 70-66
F9	@Delaware	W, 84-74 (2ot)
F12	Old Dominion	L, 59-70
F15	George Mason	L, 51-71
F18	@Wichita State	W, 68-67
F23	@Drexel	L, 60-64
F26	James Madison	L, 69-72
M5	vs. Drexel	W, 62-60
M6	vs. George Mason	W, 79-63
M7	vs. Old Dominion	L, 65-70
M16	vs. USC \$	W, 59-46
M18	vs. Georgetown \$	W, 74-56
M20	vs. Purdue \$	W, 94-76
M25	vs. Florida State \$	W, 72-71 (ot)
M27	vs. Kansas \$	W, 71-61
A2	vs. Butler \$	L, 62-70

^ - NIT Tip-Off (Winston-Salem, NC)
 ^ - NIT Tip-Off (New York, NY)
 \$ - NCAA Tournament

VIR