



WAKE FOREST 2011-12



2011-12 SCHEDULE/RESULTS

NOVEMBER

4	FERRUM (Exhibition)	W, 82-43
11	LOYOLA (MD.) (ESPN3)	W, 75-63
16	GEORGIA SOUTHERN (RSN)	W, 81-72
20	NC CENTRAL (ESPN3)	W, 93-79
24	vs. Dayton % (ESPN2)	L, 76-80
25	vs. Arizona State % (ESPN2)	L, 56-84
27	vs. Texas Tech % (ESPN3)	W, 70-61
30	at Nebraska (ESPNU)	W, 55-53

DECEMBER

3	RICHMOND (ESPN3)	L, 62-70
7	at High Point	W, 87-83
10	at Seton Hall (ESPN3)	L, 54-68
18	GARDNER-WEBB (ACC.com)	W, 67-59
21	UNC WILMINGTON (ACC.com)	W, 87-78
29	YALE (ACC.com)	W, 72-71

JANUARY

2	WOFFORD (RSN)	L, 52-56
7	VIRGINIA TECH* (ACC Net.)	W, 58-55
11	at Maryland* (RSN)	L, 64-70
14	NC STATE* (ACC Network)	L, 40-76
19	at #4 Duke* (ESPN)	L, 73-91
21	at Boston College* (ACC Net.)	W, 71-56
25	#23 FLORIDA STATE* (RSN)	L, 52-76
28	at Clemson* (ACC Network)	12:00
31	NORTH CAROLINA* (ESPNU)	9:00

FEBRUARY

4	at NC State* (ACC Network)	1:00
8	at Virginia* (RSN)	7:30
11	CLEMSON* (RSN)	4:00
15	GEORGIA TECH* (RSN)	7:30
18	at Miami* (RSN)	1:00
25	BOSTON COLLEGE* (RSN)	1:00
28	DUKE* (ESPNU)	9:00

MARCH

3	at Georgia Tech* (ACC Network)	12:00
8-11	ACC Tournament (Atlanta, Ga.)	

Home games in **BOLD CAPS**.
% - Old Spice Classic (Orlando, Fla.)
* - ACC game

WAKE FOREST MEDIA RELATIONS

PO Box 7426, Winston-Salem, NC
Phone: (336) 758-5640 / Fax: (336) 758-5140
Scott Wortman, Associate Director (MBK Contact)
Cell: (419) 203-4229 / Office: (336) 758-6099
Email: wortmasm@wfu.edu
www.WakeForestSports.com

GAME #21 ■ JAN. 28, 2012 ■ LITTLEJOHN COLISEUM (10,000) ■ CLEMSON, S.C.



WAKE FOREST vs. CLEMSON

DEMON DEACONS

TIGERS

11-9, 2-4 ACC

10-9, 2-3 ACC



WAKE FOREST HITS THE ROAD FOR SATURDAY MATINEE AT CLEMSON

• Wake Forest will look to rebound from Wednesday's home loss to Florida State with another tough road test, as the Demon Deacons will battle the Clemson Tigers on Saturday afternoon.
• Tip-off is scheduled for 12 p.m. at Littlejohn Coliseum.

HOW TO CATCH THE GAME

• Saturday's game will be televised on the ACC Network. Tom Werme (play-by-play) and Debbie Antonelli (color) will call the action.
• The game can be heard on the Wake Forest IMG College Sports Network and online at WakeForestSports.com. Stan Cotten (play-by-play) and Mark Freidinger (color) have the call.

LAST TIME OUT

• Wake Forest (11-9, 2-4 ACC) is coming off a 75-52 loss to No. 23-ranked Florida State on Wednesday. The Deacons led in the early going behind the interior defense of Ty Walker, who had four blocks and four rebounds in the first half. However, the Seminoles used a 12-0 run early in the second half to turn a two-point cushion into a sizable 44-30 lead.
• Walker was sidelined for the second half with a concussion after suffering a blow to the head midway through the first period. Walker's absence was noticeable, as the Seminoles went on to score 40 points in the paint.
• C.J. Harris led the Deacons with 16 points, extending his double-figure scoring streak to 19 games. Nikita Mescheriakov (13 points) and Tony Chennault (11) were also in double figures for the Deacons.

TODAY'S OPPONENT

• Clemson (10-9, 2-3 ACC) is coming off a 64-62 win over Georgia Tech last Saturday at Littlejohn Coliseum. The Tigers, who snapped a three-game losing streak with the win, were idle during the mid-week.
• Andre Young, who scored a career-high 29 points vs. Georgia Tech, leads the Tigers with 13.6 points per game. Devin Booker is Clemson's top rebounder with 6.7 boards per game.

SERIES HISTORY

• Wake Forest leads the all-time series with Clemson 98-53. The Tigers snapped a three-game losing streak to the Deacons with a 63-49 win in Clemson last season.
• The Deacons have won five of the past seven meetings, 10 of the past 13 meetings and 17 of the last 21, dating back to 1998-99.

NEXT UP...

• Wake Forest will host No. 7-ranked North Carolina on Tuesday, Jan. 31, at 9 p.m. The Tar Heels are 17-3 overall and 4-1 in the ACC entering Sunday night's game against Georgia Tech.
• The Deacons will then face another Tobacco Road rival when Wake travels to Raleigh to take on NC State on Saturday, Feb. 4, at 1 p.m. The Wolfpack are 15-6 overall and 4-2 in the ACC entering Saturday's game vs. Virginia.

WHAT'S INSIDE

Schedule Notes.....	2
Wake Forest Game Notes.....	3-6
Series History.....	7
ACC Stats & Standings.....	8
Wake Forest's Record When.....	9
The Last Time.....	10
Wake Forest Coaching Staff.....	11
Roster & Pronunciations.....	12
2010-11 WFU-CU Box Score.....	13
Season Statistics.....	14-25
Game Box Scores.....	26-29
Player Pages.....	30-38
Opponents' Schedules/Results.....	39-40
Photo Roster.....	41

SERIES HISTORY

Overall: Wake Forest leads 98-53
Series Started: 1925-26 season
At Wake Forest: 54-14 (18-1 at LJVM)
At Clemson: 35-36 (19-22 at Littlejohn)

RECENT SERIES RESULTS

Date	Site	W/L	Score
2.26.11	A	L	49-63
3.7.10	H	W	70-65
3.8.09	H	W	96-88
1.17.09	A	W	78-68
1.22.08	A	L	75-80 ot




STATISTICAL COMPARISON

	Wake	CU
Overall Record	11-9	10-9
Conference Record	2-4	2-3
Scoring Offense	67.2	64.8
Scoring Defense	70.0	59.7
Scoring Margin	-2.7	+5.1
FG Percentage	.435	.436
3-pt FG Percentage	.332	.331
FT Percentage	.719	.677
FG Percentage Defense	.431	.419
3-Pointers Per Game	5.4	5.6
Rebounding Offense	32.6	33.7
Rebound Margin	-4.0	+2.7
Assists Per Game	11.6	12.8
Turnovers Per Game	13.2	13.0
Turnover Margin	+0.0	+1.8
Assist/Turnover Ratio	0.9	1.0
Steals pg	5.6	7.1
Blocked Shots pg	5.2	4.1

WAKE FOREST'S PROJECTED STARTING LINEUP

G	G	F	F	C
1	11	30	25	40
TONY CHENNAULT SOPHOMORE ■ PHILADELPHIA, PA.	C.J. HARRIS JUNIOR ■ WINSTON-SALEM, N.C.	TRAVIS MCKIE SOPHOMORE ■ RICHMOND, VA.	NIKITA MESCHERIAKOV RS SENIOR ■ MINSK, BELARUS	TY WALKER SENIOR ■ WILMINGTON, N.C.
PPG RPG APG MPG	PPG RPG APG MPG	PPG RPG STL MPG	PPG RPG AST MPG	PPG RPG BPG MPG
10.7 2.9 2.9 30.6	17.2 3.4 2.5 34.5	16.5 6.9 20 34.6	7.4 4.1 29 24.9	4.7 5.6 3.0 19.6

GAME #21 ■ WAKE FOREST AT CLEMSON ■ JAN. 28, 2012 ■ LITTLEJOHN COLISEUM ■ CLEMSON, S.C.

	N4	FERRUM (Exhibition)	W, 82-43	<i>Travis McKie (23p, 16r) and Carson Desrosiers (10p, 10r) led the Deacons to the exhibition win. Wake held Loyola to 5-for-25 shooting in 2nd half.</i>
	N11	LOYOLA (MD)	W, 75-63	<i>C.J. Harris had 20 points, Travis McKie had 19 to lead Wake to a season-opening win over Loyola. The Deacs were just 22-of-46 on free throws.</i>
	N16	GEORGIA SOUTHERN	W, 81-72	<i>Travis McKie had 23 points and C.J. Harris scored 20 to lead Wake to a win over GSU. The Deacons shot 79 percent (27-34) from the line.</i>
	N20	NC CENTRAL	W, 93-79	<i>Wake Forest dished out 23 assists and went 12-for-17 from 3-point range in the win over NCCU. McKie scored 25, and Harris added 22 for Wake.</i>
	N24	vs. Dayton	L, 76-80	<i>Dayton overcame a four-point deficit in the final 1:30 by hitting back-to-back 3-pointers. Tony Chennault scored 17 points on 7-of-14 shooting.</i>
	N26	vs. Arizona State	L, 56-84	<i>Arizona State shot 59 percent and held Wake to 34 percent to win in the Old Spice consolation bracket. C.J. Harris led Wake with 17 points.</i>
	N27	vs. Texas Tech	W, 70-61	<i>Wake Forest took 7th place at the Old Spice Classic behind 20 points each from C.J. Harris and Travis McKie. Tony Chennault added 14 points.</i>
	N30	at Nebraska	W, 55-53	<i>C.J. Harris made the game-winning layup with 3.4 seconds left, and Carson Desrosiers posted a double-double of 13 points and 12 rebounds.</i>
	D3	RICHMOND	L, 62-70	<i>The Deacons rallied from a 23-point deficit in the second half to get within five in the final minute. Travis McKie led Wake with 25 points & 7 boards.</i>
	D7	at High Point	W, 87-83	<i>Playing in front of its smallest crowd (1,801) since 1973, Wake held on for the win behind 20 points apiece from Tony Chennault and C.J. Harris.</i>
	D10	at Seton Hall	L, 54-68	<i>Seton Hall's 14-1 first-half run gave the Pirates control of the game. Travis McKie led the Deacons with 17 points and 7 rebounds.</i>
	D18	GARDNER-WEBB	W, 67-59	<i>Ty Walker led the Deacons with 12 points and 9 rebounds, as Wake Forest held on late by hitting 9-of-10 free throws in the final 1:13.</i>
	D21	UNC WILMINGTON	W, 87-78	<i>Six Deacons scored in double figures, led by C.J. Harris' 23, as Wake used a late 12-0 run to pull away from UNCW who came back from 11 down.</i>
	D29	YALE	W, 72-71	<i>C.J. Harris scored 23 points to lead Wake, as the Deacons saw Yale battle back from a 19-point deficit to pull within two late in the game.</i>
	J2	WOFFORD	L, 52-56	<i>Wake was missing top scorer C.J. Harris to a groin strain and could not complete a late rally. McKie scored 25, and Walker had 12 boards.</i>
	J7	VIRGINIA TECH	W, 58-55	<i>C.J. Harris hit two 3-pointers in the final 1:05, including the go-ahead bucket with 18 seconds remaining. Wake outrebounded Tech 42-31.</i>
	J11	at Maryland	L, 64-70	<i>Wake was able to cut Maryland's 18-point lead down to three in the second half but could not complete the comeback. McKie led with 25 points.</i>
	J14	NC STATE	L, 40-76	<i>NC State never trailed and led by 39 late in the second half. C.J. Harris scored 10 points, and Ty Walker had 8 points, 7 rebounds and 3 blocks.</i>
	J19	at Duke	L, 73-91	<i>C.J. Harris' 20 points led four Deacons in double figures, but Duke pulled away late in the first half behind seven 3-pointers from Andre Dawkins.</i>
	J21	at Boston College	W, 71-56	<i>Travis McKie had a double-double (20p, 10r), and Ty Walker turned in 11 rebounds and 6 blocks, as Wake Forest never trailed in the road win.</i>
	J25	FLORIDA STATE	L, 52-76	<i>FSU broke open a close game with a 12-0 run early in the second half. Ty Walker was huge with four blocks before leaving game with a concussion.</i>
	J28	at Clemson	12:00	<i>Wake Forest is 30-9 against the Tigers since the 1990-91 season and 98-53 in the series all-time. CU, however, has won 3-of-4 at Littlejohn.</i>
	J31	NORTH CAROLINA	9:00	<i>The Deacons have split their past four with UNC, but trail 153-65 in the all-time series. The Tar Heels have won 11-of-20 at the Joel.</i>
	F4	at NC STATE	1:00	<i>Wake has lost six straight in Raleigh since beating the Pack 55-53 on Mar. 6, 2005. The Deacs opened ACC play with a loss at NC State in 2010-11.</i>
	F8	at Virginia	7:30	<i>The Cavs and Deacs have split the past four in Charlottesville, but Wake has won six straight in the series - including its lone ACC win of 2010-11.</i>
	F11	CLEMSON	4:00	<i>Clemson and Wake will play twice in the season for the first time since 2008, as the Deacons look to improve an 18-1 home record vs. the Tigers.</i>
	F15	GEORGIA TECH	7:30	<i>Wake has won 2-of-3 at the Joel and holds a 36-35 all-time advantage in the series. The Deacons are 16-6 against the Yellow Jackets at home.</i>
	F18	at Miami	1:00	<i>The Deacons have won just once in five trips to Coral Gables, beating the Canes 68-63 on Feb. 15, 2005. Wake still leads the series 8-5 overall.</i>
	F25	BOSTON COLLEGE	1:00	<i>Wake and BC will play for the second time at the Joel, where the series is 2-2. The Deacs haven't lost a home game to the Eagles since Jan. 9, 2007.</i>
	F28	DUKE	9:00	<i>Wake Forest will meet Duke for the 237th time, the most all-time matchups between any two ACC schools. The series is locked 10-10 at the Joel.</i>
	M3	at Georgia Tech	12:00	<i>The Deacons will return to Atlanta looking to snap a seven-game losing streak. Wake's last road win at Georgia Tech came on Feb. 22, 2004.</i>
	M8-11	ACC Tournament (Atlanta, Ga.)		<i>Atlanta hosts the 2012 ACC Tournament for the sixth time in the event's history. All games will be played at Philips Arena.</i>



DEMON DEACON BASKETBALL HISTORY

Years of Basketball	105th
1st Season of Basketball	1906
All-Time Head Coaches	21
ACC Head Coaches	10
All-Time Record	1,443-1,104 (.567)
Winning Seasons	64
.500 Seasons	5
Losing Seasons	35
20+ Win Seasons	21
Record at Joel Coliseum	282-74 (.792)

ACC GAMES ONLY

Won-Loss Record	400-440 (.476)
Titles	4
Regular Season Titles	4
Winning Seasons	24
.500 Seasons	6
Losing Seasons	28
Record at Joel Coliseum	119-58 (.672)

NCAA TOURNAMENT

Tournament Appearances	22
Most Recent Appearance	2010
Consecutive Appearances	2
Won-Loss Record	28-22
NCAA Sweet 16s	10
NCAA Final Eight	7
Final Four Appearances	1
NCAA Championships	0

POSTSEASON NIT

Tournament Appearances	6
Last Appearance	2006 (1st round)
NIT Won-Loss Record	10-5
NIT Championships	1 (2000)

NATIONAL RANKINGS

Ranked in Final AP Top 10	3
Ranked in Final Coaches Top 10	4
Total Weeks in the AP Poll	271
Total Weeks in the AP Top 10	105

ACC HONORS

All-ACC Selections	77
ACC Player of the Year	10
ACC Rookie of the Year	3
ACC Coach of the Year	7
ACC All-Freshman Team	10
Academic All-ACC Selections	38
ACC Player of the Week	68
ACC Rookie of the Week	72
All-Tournament (1st Team)	29
All-Tournament (2nd Team)	22
ACC Tournament MVP	5

NATIONAL HONORS

All-Americans	19 times (14 players)
Consensus All-Americans	5
Academic 1st Team All-Americans	0
National Player of the Year	2
National Coach of the Year	1

LAST TIME OUT

Despite leading the game early and getting double-digit scoring efforts from three players, Wake Forest fell to No. 23 Florida State 75-52 on Wednesday at the Joel Coliseum.

C.J. Harris scored a team-high 16 points for the Deacons and was a perfect 6-of-6 from the free throw line.

Nikita Mescheriakov fell just short of his career-high mark with 13 points on 4-of-9 shooting. Tony Chennault rounded out the trio of Deacons in double figures, scoring 11 points and dishing out three assists.

Despite fouling out with three minutes to play, Travis McKie led Wake Forest in rebounding, hauling in nine in 32 minutes on the court. McKie struggled from the floor, going 1-for-13 and finishing with just three points on the night.

Ty Walker was a force in the paint on the defensive end, tallying four blocks and four rebounds in 15 minutes. However, Walker suffered a blow to the head after getting tangled with FSU's Bernard James midway through the first half and was forced to sit out the second with a concussion.

As a team, the Deacons shot just 15-of-43 (34.9 percent) from the floor. They fared much better from the free throw line, knocking down 17 of their 20 tries to finish at 85 percent.

Florida State's big men inside were a decisive factor in the contest, outscoring Wake 40-16 in the paint, and a large chunk of that came after Walker left the game. The Seminoles were paced by Michael Snaer, who led all scorers with 18 points and knocked down all four of his 3-point attempts.

After Wake Forest jumped out to a 10-6 lead six minutes into the game, Florida State went on a 14-4 run over the next six minutes to take a 20-14 advantage.

Trailing 29-23 at the break, the Deacons opened the second half with a 7-3 run to pull within 32-30. However, the Seminoles responded with 12 straight points en route to an 18-2 run over a span of seven minutes to regain control.

WHAT'S UP NEXT FOR THE DEACONS...

- Following the Clemson game, Wake Forest will host No. 7-ranked North Carolina on Tuesday, Jan. 31, at 9 p.m. The Tar Heels are 17-3 overall and 4-1 in the ACC entering Sunday night's home game against Georgia Tech.
- Following the UNC game, the Deacons will travel to Tobacco Road rival NC State on Saturday, Feb. 4, at 1 p.m. The Wolfpack are 15-6 overall and 4-2 in the ACC entering Saturday's home game with Virginia. NC State already posted a 76-40 defeat of Wake Forest on Jan. 14 in Winston-Salem.

HARRIS' DOUBLE-FIGURE SCORING STREAK REACHES 19 GAMES

- C.J. Harris has scored in double figures in 19 straight games, which is every game he has played in this season.
- Harris' current streak marks the longest for a Deacon since Jeff Teague scored in doubles in 35 straight games between the 2007-08 season (4 games) and the 2008-09 season (all 31 games).
- Harris' streak currently ranks second in the ACC, behind Virginia Tech's Erick Green (21).

HARRIS APPROACHING 1,000-POINT PLATEAU

- C.J. Harris is 38 points shy of 1,000 for his career. With his current scoring average (17.2), Harris is on pace to hit the milestone three games from now (Feb. 4 at NC State).
- For his career, Harris has scored 962 points in 82 games for an average of 11.7 points per game.
- Harris ranks 8th among active ACC players in career points.
- Harris is looking to become the 48th Deacon overall, and the first since Ishmael Smith and L.D. Williams in 2009-10, to reach 1,000 career points.

WAKE FOREST LEADS ACC IN BLOCKS IN CONFERENCE GAMES

- Wake Forest has been the ACC's top shot-blocking squad in conference play this season. The Deacons lead the league with 7.2 blocks per game through six ACC games.
- The Deacons are fourth in the ACC in all games with 5.2 blocks per game.
- Wake Forest has two of the top five shot blockers in ACC games. Ty Walker leads with 4.3 blocks per game, while Carson Desrosiers is fifth with 1.8 per game.
- Walker and Desrosiers have combined to block 37 shots through the team's first six league games.

WALKER, DESROSIER RANK HIGH ON CAREER BLOCKS LIST

- Wake Forest's current roster features two of the top 12 shot-blockers in school history. Ty Walker ranks seventh on the career list, while Carson Desrosiers is not far behind in 12th.
- Walker has 125 blocks in 61 career games, and Desrosiers has 99 in 51 games.
- Walker is 15 blocks behind Antwan Scott (1999-2002) for sixth place on the list. He could then surpass Josh Howard (2000-03) for fifth, but Walker likely cannot crack the top four at this point in his senior season.
- While every other player in the top 10 played at least 107 games in their college career, Walker has amassed his total in just 61 career games. He has averaged 2.0 blocks per game for his career, which is second in school history behind only Tim Duncan's average of 3.8 per game.
- Desrosiers, in just his second season on campus, has averaged 1.9 blocks per game which is good for third in school history behind Duncan and Walker.

WAKE FOREST'S CAREER BLOCKED SHOTS LEADERS

Rk.	Player	Years	Avg.	Games	BS
1.	Tim Duncan	1994-97	3.8	128	481
2.	Anthony Teachey	1981-84	1.7	121	203
3.	Larry Harrison	1976-79	1.7	109	188
4.	Guy Morgan	1979-82	1.6	113	182
5.	Josh Howard	2000-03	1.1	127	143
6.	Antwan Scott	1999-02	1.1	129	140
7.	Ty Walker	2009-12	2.0	61	125
8.	Kyle Visser	2004-07	0.9	127	116
9.	Chas McFarland	2007-10	1.1	107	114
10.	Rod Griffin	1975-78	1.1	107	113
11.	Eric Williams	2003-06	0.9	129	112
12.	Carson Desrosiers	2011-12	1.9	51	99

TY WALKER PROVING TO BE DIFFERENCE-MAKER IN THE POST

- Since returning from his University suspension that sidelined him for the first nine games of the year, Ty Walker has transformed himself into a difference-maker in the post, especially on the defensive end.
- Walker was a disruptive force in the Deacons win at BC on Jan. 21, finishing the game with six blocks and 11 rebounds.
- On Wednesday vs. Florida State, Walker's defensive presence kept the Deacons in the game early, as the senior tallied four blocks and four rebounds in 15 minutes before leaving the game with a concussion.
- Walker's best work has come in ACC play, as he is averaging 5.0 points, 5.8 rebounds and an ACC-best 4.3 blocks.
- In 11 games overall, Walker is averaging 4.7 points, 5.6 rebounds and 3.0 blocks in 19.6 minutes per game while shooting 53.5 percent (23-of-43) from the field.
- Walker has started each of the past six games after coming off the bench in his first five games of the year.
- On Jan. 11 at Maryland, Walker flirted with a triple-double with eight points, nine rebounds and eight blocks.



ON THIS DATE

The Deacons have compiled a record of 11-9 on the date of January 28 (since 1955). Wake Forest has alternated wins and losses on the date over eight games since 1991. If the pattern is to be repeated, the Deacons are due for a win.

January 28, 1956

Wake Forest slipped past Clemson in a 104-103 shootout on the road. The Deacons broke the 100-point barrier for the ninth time in program history. It was the second of three times the teams met that season, and the Deacons scored 98, 104 and 108 points in the three wins vs. the Tigers.

January 28, 1997

No. 2-ranked Wake Forest posted a 61-44 win over non-conference foe Virginia Tech in Winston-Salem. The Deacons never trailed after jumping out to a 15-5 lead. Tim Duncan finished with 12 points and 10 rebounds and attempted a season-low five shots on the night. Jerry Braswell led the Deacons with 13 points, and Loren Woods chipped in 11. Wake Forest turned around the following night to post another non-conference win, a 68-51 triumph over visiting Wofford.

January 28, 2003

Josh Howard had 18 points and 11 rebounds and led a 17-4 second-half run to spark No. 17-ranked Wake Forest to an 81-60 win at Clemson. Playing for the third time in six days, the Deacons got 21 points from Vytas Danelius and 18 from Taron Downey. Wake Forest head coach Skip Prosser won his 200th career game in his 10th season as a head coach. Edward Scott and Chey Christie led the Tigers with 14 points apiece.

January 28, 2009

Three years ago today, No. 6-ranked Wake Forest took down No. 1-ranked Duke, 70-68, on a last-second layup by James Johnson. After Duke battled back from a 13-point deficit, Wake had the ball underneath its basket with 2.6 seconds left. L.D. Williams inbounded the ball to Johnson, who laced it in for the game-winning bucket. Johnson finished with 13 points and 11 rebounds and Al-Farouq Aminu had 15 points and 10 rebounds for the Deacons.

DEACONS CLIMBING INDIVIDUAL SEASON CHARTS

Entering the home stretch of the 2011-12 season, a number of Deacons are looking to cement their places in the school's single-season record books:

OVERALL SINGLE-SEASON RECORDS

Player	Category	Stat	Place	Next
Harris	3-Point Pct.	49.2	4th	3rd = 50.0
Desrosiers	Blocks	47	t-18th	14th = 48
Walker	Blocks	33	NR	24th = 40

FRESHMAN SINGLE-SEASON RECORDS

Player	Category	Stat	Place	Next
Fischer	3-Point FGs	29	NR	10th = 33
Fischer	3-Point Att.	87	NR	10th = 100

MISCELLANEOUS STREAKS & STATS

- Chase Fischer has hit at least one 3-pointer in six straight games. Fischer's streak is the fourth-longest active streak in the ACC.
- Nikita Mescheriakov has scored in double figures in two of his past three games. He is averaging 10.3 points during the three-game stretch.
- Travis McKie has pulled down at least seven rebounds in nine of his past 11 games. He has double-figure rebounds in two of his last three games.
- Ty Walker has registered at least one block in each of his 11 games played this season. He has had at least three blocks in five straight games and six of his past seven games.
- C.J. Harris has made 19-of-20 free throw attempts over his past three games.
- Carson Desrosiers has registered multiple blocked shots in six of his past eight games. He has had at least one block in all but one game this season.
- Wake Forest scored a season-high 40 points in the paint on Jan. 21 at Boston College.
- Nikita Mescheriakov leads the team with a plus/minus of +21 for the season. No other scholarship player is on the plus side for the year.
- C.J. Harris ranks second in the ACC with 6.5 free throw attempts per game. Travis McKie ranks fifth with 5.0 per game.
- Wake Forest has attempted at least 20 free throws in all but seven games this season.
- Travis McKie and Nikita Mescheriakov are tied for the team lead with six charges drawn apiece this season.

DEACONS IN PROFESSIONAL BASKETBALL

DEACONS IN THE NBA & NBDL

Player	Yrs. at Wake	Professional Team
Al-Farouq Aminu	2009-10	New Orleans Hornets
Tim Duncan	1994-97	San Antonio Spurs
Josh Howard	2000-03	Utah Jazz
James Johnson	2008-09	Toronto Raptors
Chris Paul	2004-05	Los Angeles Clippers
Jeff Teague	2008-09	Atlanta Hawks
L.D. Williams	2007-10	Springfield Armor (NBDL)

DEACONS IN OTHER PROFESSIONAL LEAGUES

Player	Yrs. at Wake	Professional Team
Taron Downey	2002-05	Carolina Cougars (ABA)
Justin Gray	2003-06	Fraport SKY (Germany)
Jamaal Levy	2002-05	Lanus (Argentina)
Chas McFarland	2007-10	Yokohama (Japan)
Darius Songaila	1999-02	Galatasaray (Turkey)
Kyle Visser	2004-07	NY Phantoms (Germany)
David Weaver	2006-10	Energia Czami (Poland)
Eric Williams	2003-06	BC Astana (Kazakhstan)

MCKIE FINDING HIS DOUBLE-DOUBLE GROOVE

- Travis McKie posted seven double-doubles as a freshman in 2010-11, but he waited until the 15th game (Virginia Tech) of the 2011-12 season to post his first of the year.
- McKie has been making up for lost time with three double-doubles this month, including two of his past three games.
- All three of McKie's double-doubles this season have come in ACC play, as he is averaging 13.0 points and 9.2 rebounds.
- McKie is tied for fifth among active ACC players with 10 career double-doubles.

HARRIS, CHENNAULT TWO OF ACC'S MOST IMPROVED SCORERS

- C.J. Harris and Tony Chennault both rank in the top five in the ACC in scoring improvement from last season.
- Harris ranks fourth, averaging 17.2 points per game this year, which is up 6.9 points from his 10.3 average in 2010-11.
- Chennault ranks fifth at +6.2 (4.5 ppg to 10.7 ppg).

DEACONS IN THE ACC STATISTICAL RANKINGS

- C.J. Harris (17.2) and Travis McKie (16.5 ppg) rank third and fifth, respectively, in the ACC in scoring. Wake Forest and North Carolina are the only schools with multiple players in the top 10.
- Harris and McKie are tied for second in the ACC with eight 20-point performances apiece. Maryland's Terrell Stoglin leads the league with 13.
- Harris and McKie have been two of the league's best shooters. Harris is fourth in field goal percentage (50.3), and McKie is seventh (47.8).
- Harris and McKie have been two of the most utilized players in the league. McKie (34.6) ranks third in minutes played, while Harris (34.5) is fourth.
- Carson Desrosiers ranks third in the ACC and 31st nationally with 2.4 blocks per game.
- McKie ranks eighth in the ACC with 6.9 rebounds per game. In ACC games only, he is third with 9.2 rpg.
- In ACC games only, Ty Walker leads with 4.3 blocks per game, while Carson Desrosiers is fifth with 1.8 bpg.
- Tony Chennault ranks 10th in assists (2.9) and in conference games ninth in assist/turnover ratio (1.6) and ninth in minutes played (33.0).

C.J. HARRIS, TRAVIS MCKIE ENJOYING THEIR 20'S

- C.J. Harris and Travis McKie have made 20-point scoring outputs a common occurrence this season, as each has eight such performances to his credit.
- Harris and McKie are tied for second in the ACC in 20-point games, trailing only Maryland's Terrell Stoglin (13).
- McKie is third among active ACC players with 13 20-point performances.
- Harris is the only Deacon to score in double figures in every game this season. His current 19-game double-figure scoring streak ranks second among ACC players, trailing only Virginia Tech's Erick Green (21).
- McKie's 20-point games this season include four games with a career-high 25 points.
- Harris entered the year with just two previous 20-point performances and now has 10 for his career. Three of the 10 games have come in ACC play.

DEACONS AT THE LINE

- One of Wake Forest's strengths this season has been getting to the free throw line. The Deacons have attempted 456 free throws in 20 games for an average of 22.8 per game.
- C.J. Harris is second in the ACC with 6.5 free throw attempts per game. Travis McKie is fifth with 5.0 attempts per.



CAREER GAMES PLAYED/STARTED

	GP	GS
Tony Chennault	35	20
Carson Desrosiers	51	36
Anthony Fields	16	0
Chase Fischer	20	1
Brooks Godwin	26	0
Daniel Green	18	0
C.J. Harris	82	72
Aaron Ingle	21	0
Ryan Keenan	21	0
Travis McKie	52	52
Nikita Mescheriakov	43	25
Ty Walker	62	15

GAMES STARTED STREAKS

	Career	
	Current	Long
Tony Chennault	20	20
Carson Desrosiers	0	33
Chase Fischer	0	1
C.J. Harris	51	51
Travis McKie	52	52
Nikita Mescheriakov	20	20
Ty Walker	6	6

RECORDS VS. CONFERENCES

Conference	All-Time	11-12
ACC	562-721	2-4
*ACC Atlantic Div.	280-282	1-3
*ACC Coastal Div.	282-439	1-1
Atlantic 10	90-66	0-2
Big East	28-41	0-1
Big South	63-8	2-0
Big 10	18-16	1-0
Big 12	13-4	1-0
Colonial Athletic Assoc.	54-15	1-0
Ivy League	15-5	1-0
MAAC	14-6	1-0
MEAC	17-0	1-0
Pac-12	10-12	0-1
Southern Conference	166-40	1-1
America East	2-0	--
Atlantic Sun	18-2	--
Big Sky	0-0	--
Big West	1-0	--
Conference USA	19-5	--
Great West	0-0	--
Horizon League	2-2	--
Independents	2-0	--
MAC	4-1	--
Metro Atlantic	13-6	--
Missouri Valley	4-3	--
Mountain West	7-2	--
Northeast	17-0	--
Ohio Valley	2-0	--
Patriot League	22-5	--
Southland	0-0	--
Summit	1-0	--
Sun Belt	1-0	--
SWAC	1-0	--
West Coast	8-3	--
WAC	4-1	--
SEC	76-58	--

*ACC divisions are used for the sports of football and baseball only.

**Records reflect games played against current members of each conference.



ACC COACHES WEEKLY TELECONFERENCE

The 12 ACC basketball coaches will be featured on a weekly teleconference each Monday from 10:30 a.m. to 12:30 p.m., beginning Jan. 2, 2012, and concluding March 5, 2012. Each coach will have 10 minutes to make an opening statement and answer questions. There will be an instant replay of the teleconference on the ACC's website, theACC.com, each Monday afternoon. Contact the ACC Media Relations Office (336-851-6062) to obtain the phone number.

COACH, SCHOOL	TIME
Steve Donahue, Boston College	10:30
Brad Brownell, Clemson	10:40
Mike Krzyzewski, Duke	10:50
Leonard Hamilton, Florida State	11:00
Brian Gregory, Georgia Tech	11:10
Mark Turgeon, Maryland	11:20
Jim Larranaga, Miami	11:30
Roy Williams, North Carolina	11:40
Mark Gottfried, NC State	11:50
Tony Bennett, Virginia	12:00
Seth Greenberg, Virginia Tech	12:10
Jeff Bzdelik, Wake Forest	12:20

THE JEFF BZDELIK SHOW

Every Thursday (team schedule permitting) from 7-8 p.m., Wake Forest head coach Jeff Bzdelik and the Voice of the Deacons, Stan Cotten, host The Jeff Bzdelik Show on the Wake Forest Sports Network From IMG College. The one hour-long call-in show originates from the IMG College Studios in Winston-Salem. The show airs locally on 98.1 WBRF and FM Talk 101.1 and on the Internet at WakeForestSports.com.

WAKEFORESTSPTS.COM

Complete information about Wake Forest basketball, including news releases and coach/player biographies, is available online at WakeForestSports.com, which is the official homepage of Wake Forest Athletics. Wake Forest fans can also access live radio broadcasts and live statistics on the website. QR codes, which are linked to specific WakeForestSports.com pages, are located through the game notes package for those readers with smart phones.

- Wake Forest is 328-for-456 for 71.9 percent at the line. The Deacons are fifth in the ACC in free throw percentage after ranking second in the league last season (74.6%).
- Wake Forest's opponents have attempted 374 free throws for an average of 18.7 attempts per game this season.
- The Deacons are averaging 16.4 made free throws per game, which is three more than their opponents (13.0).
- Wake Forest has attempted at least 20 free throws in 13 of its 20 games this season.
- Wake Forest's 46 attempts in its season opener against Loyola is the Deacons' most since finishing with 48 against Baylor in 2008-09. The Deacons also had 43 attempts on Dec. 21 vs. UNC Wilmington.

WAKE FOREST CRASHES BOARDS VS. VIRGINIA TECH

- Wake Forest enjoyed its largest rebounding margin of the season in its 58-55 win over Virginia Tech on Jan. 7. The Deacons outrebounded the Hokies, 42-31, and grabbed a season-high 13 offensive rebounds.
- The Deacons entered the game with a -4.6 rebounding margin, having never outrebounded an opponent by more than two this season.

HARRIS MISSES WOFFORD GAME WITH GROIN INJURY

- C.J. Harris missed his first career game on Jan. 2 against Wofford, sitting out after suffering a groin injury late in the game against Yale on Dec. 29.
- The injury snapped Harris' streak of 76 straight games played. Harris has still started each of the past 51 games he has been healthy.

CHASE FISCHER NAMED ACC ROOKIE OF THE WEEK

Chase Fischer was named the ACC Rookie of the Week on Nov. 21 after averaging 11.5 points, 4.0 assists and 2.5 steals while shooting 57.1 percent from the field in the Deacons' two games that week.

For Wake Forest, Fischer's award marked the Deacons' 19th ACC Rookie of the Week honor in the past five seasons. That total, which includes three awards for Travis McKie in 2010-11, easily out-distances Duke who is second during that time frame with 14 rookie awards.

LARUE ADVANCES IN SHOTS FROM THE HEART CONTEST

Rusty LaRue has advanced to the Sweet 16 of the assistant coaches' bracket of CollegeInsider.com's "Shots From the Heart", a free throw shooting tournament designed to benefit the Skip Prosser Foundation and raise awareness for the growing problem of heart disease.

LaRue made all 25 of his free throw attempts in December to squeak past Houston Baptist's Jud Kinne, who made 24 of 25. LaRue has not missed a free throw in the first two rounds and actually made 48 in a row in December.

LaRue, who advanced to the Sweet 16 of last year's competition as well, takes on Valparaiso's Roger Powell for a chance to earn a spot in the quarterfinals.

Each coach shoots 25 free throws on their own. The first 20 shots earn a single point, shots 21-24 earn two points, and the final shot earns three points.

The coach with the highest number of points in the matchup advances to the next round. The tournament will feature one round per month leading up to the 2012 Final Four.

WAKE FOREST COMPLETES "JUDGMENT DAY" DURING OFFSEASON

Wake Forest completed The Program's "Judgment Day," during offseason workouts in September.

Judgment Day is a grueling two-day leadership training course led by a former U.S. Marine and a former Navy SEAL.

Day 1 was spent on the field at the Wake Forest Baseball Park, where the Deacons were put through various exercises to build leadership and cohesion within the team.

Day 2 began at 5 a.m. and was spent in and around the pool inside of Reynolds Gymnasium.

The Deacons were led through the workouts by CEO and founder Eric Kapitulik, who is a former Major in the U.S. Marine Corp, as well as former Navy SEAL Coleman Ruiz.

Kapitulik founded The Program in 2008 with the mission of providing organizations with the best leadership and team building development in the country.

WAKE FOREST'S 2012 RECRUITING CLASS

- Scout.com ranks Wake Forest's six-man recruiting class as the 13th-best in the nation, while ESPN ranks it 15th.

• **Tyler Cavanaugh** is a 6-8 forward out of Jamesville-Dewitt High School in Dewitt, N.Y. Cavanaugh has helped the Red Rams to state championships in each of the past two seasons, posting double-doubles in each of the title games. ESPN ranks Cavanaugh as the No. 31 prospect in the East Region.

• **Codi Miller-McIntyre** is a 6-2 combo guard who plays on the post-graduate team at Hargrave Military Academy in Chatham, Va. Miller-McIntyre is a native of Concord and played at First Assembly Christian School before transferring to Hargrave, where he is a teammate with fellow signee Andre Washington. Miller-McIntyre is a consensus four-star recruit who is regarded as one of the top point guards in the country.

• **Arnaud Adala Moto** is a 6-6 forward out of Episcopal High School in Alexandria, Va. Moto has ties to the Wake Forest basketball program, as he is coached at Episcopal by former Deacon Jim Fitzpatrick (1999-2000). A native of Cameroon who moved stateside when he was 15, Moto was named All-Met after leading Episcopal to a 25-3 record last season. Another consensus four-star recruit, Moto is regarded as one of the top small forwards in the country. His first name is pronounced "ar-NO ah-DAH-luh".

• **Aaron Rountree** is a 6-8 forward out of Greenfield School in Wilson, N.C. Rountree is a versatile player who serves as the point guard for Greenfield despite his 6-8 frame. He was named to the NCISAA 1-A all-state team and was the 1-A Coastal Plains Independents Conference Player of the Year for Greenfield in 2010-11. Rountree played three seasons at Beddingfield High in Wilson before transferring to Greenfield and re-classifying to the class of 2012. Scout ranks him as the No. 18 small forward in this year's class.

• **Devin Thomas** is a 6-9 forward out of Central Dauphin High School in Harrisburg, Pa. Thomas was a first team all-state selection last season after averaging 21.4 points and 12.2 rebounds in leading Central Dauphin to a 20-7 record. He is the brother of Maryland's Alyssa Thomas, who was named the 2010-11 ACC Women's Basketball Freshman of the Year. He is regarded as one of the top 30 recruits in the East Region.

• **Andre Washington** is a 7-0 center who plays on the post-graduate team at Hargrave Military Academy. Washington is a native of Rocky Mount, Va., and played at Roanoke Catholic before transferring to Hargrave. At Roanoke Catholic, Washington played under Bill Hodges, who coached Larry Bird and Indiana State to the NCAA title game in 1979. After transferring and re-classifying to the class of 2012, Washington averaged 14.1 points and 9.7 rebounds for RCHS in 2010-11. He is regarded as one of the top 25 centers in the class of 2012 by ESPN.

WAKE FOREST-CLEMSON SERIES HISTORY

WAKE FOREST-CLEMSON SERIES HISTORY

- Wake Forest leads the all-time series with Clemson 98-53. The Tigers snapped a three-game losing streak to the Deacons with a 63-49 win in Clemson last season.
- The Deacons have won five of the past seven meetings, 10 of the past 13 meetings and 17 of the last 21, dating back to the 1998-99 season.
- The teams will meet twice this season for the first time since the 2008-09 campaign. The Deacons swept the season series with the Tigers that year, picking up a 78-68 win in Clemson and a 96-88 victory in Winston-Salem. The 2008-09 game in Clemson featured a matchup of unbeaten and top 10-ranked teams.
- Wake Forest has won 18 straight over Clemson at the Joel Coliseum. The Tigers took the first-ever meeting at the venue in 1989-90, but the Deacons have not lost to Clemson at home since.
- Wake Forest is 19-22 at Littlejohn Coliseum since the venue opened in 1968. The Deacons have won seven of their last 11 games at the arena.
- Three of the last eight meetings between the two schools have gone to overtime. Wake Forest is 1-2 in those games with both losses coming on the road.
- Wake is 7-3 against Clemson in ACC Tournament play. The Deacs and Tigers have not met in the postseason since 1998 in Greensboro when Clemson came away with a 75-56 victory.
- The Deacons beat the Tigers in the 1962 ACC Tournament finals in Raleigh to give Wake Forest back-to-back conference championships.
- Wake Forest won the first-ever meeting between the two schools, 40-34, during the 1925-26 season.
- Head coaches Jeff Bzdelik and Brad Brownell are both in their second season at their respective schools.
- Bzdelik faced Clemson once prior to coming to Wake Forest. In his second season at Air Force, Bzdelik suffered a narrow 68-67 loss to the Tigers in the semifinals of the 2007 NIT Tournament at Madison Square Garden.
- Brownell faced Wake Forest once previously as well. In 2008-09, Brownell's Wright State squad suffered a 66-53 loss at the hands of the Deacons in Winston-Salem.

WAKE FOREST AT CLEMSON - FEB. 26, 2011

Nikita Mescheriakov scored a then career-high 11 points for Wake Forest, but Clemson pulled away midway through the first half and held on for a 63-49 defeat of the Deacons on Feb. 26, 2011, at Littlejohn Coliseum.

The Tigers overcame an early Wake Forest lead with a 14-2 run that saw six different Tigers score during the stretch. Clemson also held the Deacons to just 24.1 percent (7-for-29) shooting and forced 11 turnovers in building a 33-20 halftime advantage.

Wake Forest was able to get the deficit to single digits (39-30) early in the second half but ultimately could not put together a game-saving run.

Mescheriakov turned in his most productive outing in a

Wake Forest uniform, scoring his most points since tallying 11 for Georgetown in a game at Villanova in 2009. The native of Minsk, Belarus, went 5-for-9 from the floor, registering career-highs in both field goals made and attempted.

J.T. Terrell battled foul trouble to score nine points. Gary Clark led the Deacons with four assists and three steals, while Travis McKie pulled down a game-high 12 rebounds. McKie also added five points and three assists on the day.

The Deacons shot 33.9 percent (20-of-59) for the game and went 2-for-12 from beyond the arc. The Tigers shot 43.4 percent (23-of-53) from the floor, including 6-for-18 from three-point range.

Clemson narrowly won the turnover battle, 14-15. The Deacons had 11 turnovers in the first half but just four in the second. Wake Forest out-rebounded Clemson, 38-37, and had a 9-5 advantage on the offensive glass.

WAKE FOREST AT CLEMSON - JAN. 17, 2009

In a battle of unbeaten and top 10-ranked teams, Wake Forest pulled away down the stretch to earn a 78-68 win at Clemson on Jan. 17, 2009, at Littlejohn Coliseum.

The Deacons enjoyed a five-point lead (32-27) at halftime and then pushed their advantage to as much as 14 (58-44) midway through the second half. Behind a raucous sellout crowd, the Tigers stormed back to within one, 61-60, with under five minutes to play.

However, Wake responded by scoring eight straight points to take a 69-60 lead with 2:44 to play. The Deacs made 4-of-5 free throw attempts in the final minute to seal the win.

Jeff Teague led Wake Forest with 24 points and five assists. James Johnson finished with 19 points on 7-of-10 shooting to go along with eight rebounds.

Al-Farouq Aminu posted his sixth double-double of the season with 12 points and 10 boards, while Chas McFarland pulled down a game-high 12 rebounds.

Wake Forest held Clemson 33.8 percent from the floor and 21.7 percent from 3-point range.

The Deacons' interior post defense was excellent, holding Clemson's Trevor Bookier, Raymond Sykes and Jerai Grant to a combined 7-for-28 (25.0 percent) from the field. The trio came in shooting a combined 60.7 percent from the floor.

WAKE FOREST VS. THE STATE OF SOUTH CAROLINA

- Wake Forest is 198-88 in 286 all-time meetings with schools based in the state of South Carolina.
- Among current non-conference foes from the Palmetto State, the Deacons are 100-35. That record includes games against all South Carolina-based schools except Clemson.
- The Deacs are mired in a four-game losing streak to the state after suffering a 56-52 loss to Wofford earlier this month.
- Prior to last season, Wake Forest had won seven of its last eight meetings with South Carolina-based schools, dating back to an overtime win over Clemson late in the 2005-06 season.
- Dating back further, Wake Forest has gone 14-6 against the state since the start of the 2002-03 season.



SERIES HISTORY

Overall: Wake Forest leads 98-53

Series Started: 1925-26 season

At Wake Forest: 54-14

At Joel Coliseum: 18-1

At Clemson: 35-36

At Littlejohn Coliseum: 19-22

At ACC Tournament: 7-3

Jeff Bzdelik vs. Clemson: 0-2

Brad Brownell vs. Wake: 1-1

RECENT SERIES RESULTS

Date	Site	W/L	Score
2.26.11	A	L	49-63
3.7.10	H	W	70-65
3.8.09	H	W	96-88
1.17.09	A	W	78-68
1.22.08	A	L	75-80 ot
2.14.07	H	W	67-65
2.22.06	H	W	74-68 ot
1.11.06	A	L	73-74 ot
1.8.05	A	W	103-68
2.12.04	A	W	82-67
1.10.04	H	W	78-63

WAKE VS. THE ACC

Opponent	GP	W	L
Boston College	13	4	9
Clemson	151	98	53
Duke	236	77	159
Florida State	43	23	20
Georgia Tech	71	36	35
Maryland	121	56	65
Miami	13	8	5
North Carolina	218	65	153
NC State	234	99	135
Virginia	128	69	59
Virginia Tech	55	27	28
Totals	1,283	562	721

STATISTICAL COMPARISON

	Wake	CU
Overall Record	11-9	10-9
Conference Record	2-4	2-3
Scoring Offense	67.2	64.8
Scoring Defense	70.0	59.7
Scoring Margin	-2.7	+5.1
FG Percentage	.435	.436
3-pt FG Percentage	.332	.331
FT Percentage	.719	.677
FG Percentage Defense	.431	.419
3-Pointers Per Game	5.4	5.6
Rebounding Offense	32.6	33.7
Rebound Margin	-4.0	+2.7
Assists Per Game	11.6	12.8
Turnovers Per Game	13.2	13.0
Turnover Margin	+0.0	+1.8
Assist/Turnover Ratio	0.9	1.0
Steals pg	5.6	7.1
Blocked Shots pg	5.2	4.1

INDIVIDUAL CAREER STATS VS. CLEMSON

Player	G	GS	MP	MPG	FG	FGA	PCT	3PT	3PA	PCT	FT	FTA	PCT	O-D-REB	AVG	PF-DQ	AS	TO	BS	ST	PTS	AVG
Chennault	1	0	21	21.0	1	7	.143	0	1	.000	0	0	.000	0-3-3	3.0	3-0	1	2	0	0	2	2.0
Desrosiers	1	1	25	25.0	2	5	.400	0	1	.000	0	0	.000	0-3-3	3.0	1-0	0	2	1	4	4	4.0
Harris	2	1	66	33.0	7	20	.350	2	6	.333	5	8	.625	1-5-6	3.0	4-0	3	4	0	6	21	10.5
McKie	1	1	31	31.0	2	9	.222	0	2	.000	1	2	.500	1-11-12	12.0	0-0	3	1	0	1	5	5.0
Mescheriakov	1	0	26	26.0	5	9	.556	1	1	1.000	0	0	.000	2-2-4	4.0	4-0	1	2	0	0	11	11.0
Walker	1	0	14	14.0	2	2	1.000	0	0	.000	0	0	.000	2-3-5	5.0	0-0	0	0	1	0	4	4.0



WAKE AMONG ACC TEAM LEADERS

(As of Jan. 26)

CATEGORY	STAT	RANK
Scoring Offense	67.2	8th
<i>ACC Games Only</i>	59.7	8th
Scoring Defense	70.0	12th
<i>ACC Games Only</i>	70.5	12th
Scoring Margin	-2.7	11th
<i>ACC Games Only</i>	-10.8	t-11th
Field Goal Pct.	.435	9th
<i>ACC Games Only</i>	.393	11th
3-Point Pct.	.332	10th
<i>ACC Games Only</i>	.270	10th
3-Point FGs Made	5.4/gm	8th
<i>ACC Games Only</i>	4.5/gm	10th
Free Throw Pct.	.719	5th
<i>ACC Games Only</i>	.743	5th
FG Pct Defense	.431	10th
<i>ACC Games Only</i>	.425	5th
3-Point Pct Defense	.333	8th
<i>ACC Games Only</i>	.347	9th
Rebounding Offense	32.6	11th
<i>ACC Games Only</i>	35.5	2nd
Rebounding Defense	36.7	11th
<i>ACC Games Only</i>	38.2	11th
Rebounding Margin	-4.0	11th
<i>ACC Games Only</i>	-2.7	10th
Offensive Rebounds	8.6	11th
<i>ACC Games Only</i>	9.8	9th
Defensive Rebounds	24.1	8th
<i>ACC Games Only</i>	25.7	2nd
Offensive Reb. Pct.	.260	11th
<i>ACC Games Only</i>	.278	10th
Defensive Reb. Pct.	.661	11th
<i>ACC Games Only</i>	.670	8th
Blocked Shots	5.2	4th
<i>ACC Games Only</i>	7.2	1st
Assists	11.6	9th
<i>ACC Games Only</i>	10.0	10th
Steals	5.6	9th
<i>ACC Games Only</i>	4.0	11th
Turnover Margin	+0.0	7th
<i>ACC Games Only</i>	-4.0	12th
Assist/Turnover Ratio	0.9	8th
<i>ACC Games Only</i>	0.7	10th

UPCOMING ACC SCHEDULE

Saturday, January 28

St. John's at Duke.....	Noon
Wake Forest at Clemson.....	Noon
Virginia Tech at Maryland.....	2:30
Virginia at NC State.....	8:00

Sunday, January 29

Miami at Boston College.....	1:00
Georgia Tech at North Carolina.....	6:00

Tuesday, January 31

Clemson at Virginia.....	7:00
North Carolina at Wake Forest.....	9:00

Wednesday, February 1

Georgia Tech at Florida State.....	7:00
NC State at Boston College.....	8:00
Maryland at Miami.....	8:00

Thursday, February 2

Duke at Virginia Tech.....	7:00
----------------------------	------

ACC STANDINGS

(As of Jan. 26)

TEAM	CONFERENCE	OVERALL
Duke	5-1 .833	17-3 .850
Florida State	5-1 .833	14-6 .700
North Carolina	4-1 .800	17-3 .850
NC State	4-2 .667	15-6 .714
Virginia	3-2 .600	16-3 .842
Maryland	2-3 .400	12-7 .632
Miami	2-3 .400	11-7 .611
Clemson	2-3 .400	10-9 .526
Wake Forest	2-4 .333	11-9 .550
Boston College	2-4 .333	7-13 .350
Virginia Tech	1-4 .200	12-8 .600
Georgia Tech	1-5 .167	8-12 .400

WAKE FOREST AMONG ACC INDIVIDUAL LEADERS

(As of Jan. 26)

TRAVIS MCKIE

Minutes Played	34.6	3rd
<i>ACC Games Only</i>	34.2	6th
Scoring	16.5	5th
<i>ACC Games Only</i>	13.0	t-13th
Field Goal Percentage	.478 (118-247)	7th
<i>ACC Games Only</i>	.408 (31-76)	10th
Rebounding	6.9	8th
<i>ACC Games Only</i>	9.2	t-3rd
Offensive Rebounds	2.4	NR
<i>ACC Games Only</i>	3.5	4th
Defensive Rebounds	4.5	NR
<i>ACC Games Only</i>	5.7	5th

C.J. HARRIS

Scoring	17.2	3rd
<i>ACC Games Only</i>	14.0	t-10th
Minutes Played	34.5	4th
<i>ACC Games Only</i>	34.7	4th
Field Goal Percentage	.503 (98-195)	4th
<i>ACC Games Only</i>	.421 (24-57)	NR
Free Throw Percentage	.813 (100-123)	6th
<i>ACC Games Only</i>	.906 (29-32)	4th

TONY CHENNAULT

Assists	2.9	10th
<i>ACC Games Only</i>	3.2	10th
Minutes Played	30.6	NR
<i>ACC Games Only</i>	33.0	9th
Assist/Turnover Ratio	1.5	NR
<i>ACC Games Only</i>	1.6	9th

TY WALKER

Blocked Shots	3.0	NR
<i>ACC Games Only</i>	4.3	1st
Rebounding	5.6	NR
<i>ACC Games Only</i>	5.8	t-16th

CARSON DESROSIERS

Blocked Shots	2.4	3rd
<i>ACC Games Only</i>	1.8	5th
Rebounding	4.8	25th
<i>ACC Games Only</i>	2.8	NR

WAKE FOREST QUICK FACTS

GENERAL INFORMATION

Name of School	Wake Forest University
City (Zip)	Winston-Salem, N.C. (27109)
Founded	1834 in Wake Forest, N.C.
Enrollment	4,657 (undergraduate)
Nickname	Demon Deacons
School Colors	Old Gold & Black
Fight Song	"O Here's To Wake Forest"
Arena	Lawrence Joel Veterans Memorial Coliseum
Capacity / Opened	14,665 / 1989-90
Conference	Atlantic Coast Conference
President	Dr. Nathan O. Hatch
Faculty Athletic Representative	Dr. Richard Carmichael
Athletics Director	Ron Wellman
Athletic Department Phone	(336) 758-5616
Ticket Office Phone	(888) 758-DEAC
Press Row Phone	(336) 727-2945

BASKETBALL STAFF

Head Coach	Jeff Bzdelik
Associate Head Coach	Jeff Battle
Assistant Coach	Rusty LaRue
Assistant Coach	Walt Corbean
Director of Basketball Operations	Jeff Nix
Director of Athletic Performance	Greg Brittenham
Team Videographer	Mike Lepore
Assistant Coordinator of Operations	Dan Ficke
Athletic Trainer	Greg Collins
Equipment Manager	Craig Zakrzewski

MEDIA RELATIONS

Associate Director (MBK Contact)	Scott Wortman
Wortman's Office Phone	(336) 758-6099
Wortman's Cell Phone	(419) 203-4229
Wortman's Email	wortmasm@wfu.edu
Secondary MBK Contact	Brendan Bergen
Bergen's Office Phone	(336) 758-5842
Bergen's Cell Phone	(513) 320-4876
Bergen's Email	bergenba@wfu.edu
Administrative Coordinator (Credentials)	Emily Richey
Richey's Email	richeyem@wfu.edu
Associate AD/Media Relations	Steve Shutt
Shutt's Cell Phone	(336) 970-7512
Shutt's Email	shuttsj@wfu.edu
Assistant Director (WBK Contact)	Gary Petit
Assistant Director	Steven Wright
Assistant	Alex Botoman
Media Relations Office Phone	(336) 758-5640
Media Relations Office Fax	(336) 758-5140
Mailing Address	PO Box 7426, Winston-Salem, NC 27109
Shipping Address	1834 Wake Forest Rd, 310 Miller Center Winston-Salem, NC 27106
Athletics Website	www.WakeForestSports.com

RADIO INFORMATION

Network	Wake Forest Sports Network from IMG College
Flagship Station	WBRF-FM 98.1 (Galax, VA; Triad)
FM Partner	FM Talk 101.1 WZTK (Triad; Triangle)
Play-By-Play Announcer	Stan Cotten
Cotten's Office Phone	(336) 758-4515
Cotten's Email	Stan.Cotten@imgworld.com
Color Analyst	Mark Freidinger
Freidinger's Email	mfreidinger@triad.rr.com
Studio Host	Geoff Arnold

WAKE FOREST'S RECORD WHEN...

TONY CHENNAULT	2011-12	CAREER
Starts the game	11-9	11-9
Leads team in scoring	1-0	1-0
Leads team in rebounding	0-1	0-1
Leads team in assists	6-5	6-10
Scores in double figures	6-5	6-7
Scores 20+ points	1-0	1-0
Has double-digit rebounds	0-0	0-0
Has 5+ assists	4-0	4-0
Has 3+ blocks	0-0	0-0
Makes 3+ three-point FGs	1-0	1-0
Plays 30+ minutes	7-6	7-6

CARSON DESROSIERS	2011-12	CAREER
Starts the game	9-5	13-23
Leads team in scoring	1-0	1-0
Leads team in rebounding	4-0	4-1
Leads team in assists	0-0	0-1
Scores in double figures	2-0	2-2
Scores 20+ points	0-0	0-0
Has double-digit rebounds	4-0	4-0
Records a double-double	2-0	2-0
Has 5+ assists	0-0	0-0
Has 3+ blocks	4-2	5-8
Makes 3+ three-point FGs	0-0	0-0
Plays 30+ minutes	4-0	4-4

ANTHONY FIELDS	2011-12	CAREER
Starts the game	0-0	0-0
Leads team in scoring	0-0	0-0
Leads team in rebounding	0-0	0-0
Leads team in assists	2-2	2-2
Scores in double figures	0-0	0-0
Scores 20+ points	0-0	0-0
Has double-digit rebounds	0-0	0-0
Has 5+ assists	0-0	0-0
Has 3+ blocks	0-0	0-0
Makes 3+ three-point FGs	0-0	0-0
Plays 30+ minutes	0-0	0-0

CHASE FISCHER	2011-12	CAREER
Starts the game	0-1	0-1
Leads team in scoring	1-0	1-0
Leads team in rebounding	0-0	0-0
Leads team in assists	0-1	0-1
Scores in double figures	6-0	6-0
Scores 20+ points	0-0	0-0
Has double-digit rebounds	0-0	0-0
Has 5+ assists	1-0	1-0
Has 3+ blocks	0-0	0-0
Makes 3+ three-point FGs	3-1	3-1
Plays 30+ minutes	4-1	4-1

DANIEL GREEN	2011-12	CAREER
Starts the game	0-0	0-0
Leads team in scoring	0-0	0-0
Leads team in rebounding	0-0	0-0
Leads team in assists	0-0	0-0
Scores in double figures	0-0	0-0
Scores 20+ points	0-0	0-0
Has double-digit rebounds	0-0	0-0
Has 5+ assists	0-0	0-0
Has 3+ blocks	0-0	0-0
Makes 3+ three-point FGs	0-0	0-0
Plays 30+ minutes	0-0	0-0

C.J. HARRIS	2011-12	CAREER
Starts the game	11-8	33-39
Leads team in scoring	7-4	11-9
Leads team in rebounding	0-2	0-3
Leads team in assists	4-3	13-17
Scores in double figures	11-8	30-26
Scores 20+ points	7-1	8-2
Has double-digit rebounds	0-0	0-0
Has 5+ assists	3-0	6-5
Has 3+ blocks	0-0	0-0
Makes 3+ three-point FGs	4-0	6-1
Plays 30+ minutes	10-8	26-35

TRAVIS MCKIE	2011-12	CAREER
Starts the game	11-9	19-33
Leads team in scoring	4-5	9-14
Leads team in rebounding	4-5	10-22
Leads team in assists	0-1	1-1
Scores in double figures	11-6	18-23
Scores 20+ points	4-4	6-7
Has double-digit rebounds	2-1	7-5
Records a double-double	2-1	7-3
Has 5+ assists	0-0	0-0
Has 3+ blocks	1-0	1-1
Makes 3+ three-point FGs	1-1	1-2
Plays 30+ minutes	11-8	16-26

NIKITA MESCHERIAKOV	2011-12	CAREER
Starts the game	11-9	12-13
Leads team in scoring	0-0	0-1
Leads team in rebounding	1-0	1-0
Leads team in assists	1-1	1-1
Scores in double figures	4-2	4-4
Scores 20+ points	0-0	0-0
Has double-digit rebounds	1-0	1-0
Has 5+ assists	0-0	0-0
Has 3+ blocks	0-0	0-0
Makes 3+ three-point FGs	2-0	2-0
Plays 30+ minutes	4-2	4-2

TY WALKER	2011-12	CAREER
Starts the game	2-4	6-9
Leads team in scoring	0-0	0-0
Leads team in rebounding	2-3	3-5
Leads team in assists	0-1	0-1
Scores in double figures	1-0	3-0
Scores 20+ points	0-0	0-0
Has double-digit rebounds	1-1	1-1
Has 5+ assists	0-0	0-0
Has 3+ blocks	1-5	7-10
Makes 3+ three-point FGs	0-0	0-0
Plays 30+ minutes	0-1	0-3



WAKE'S RECORD WHEN...

	2011-12	Bzdelik Era
Overall	11-9	19-33
ACC	2-4	3-19
At home	7-4	14-16
On road	3-3	4-14
At neutral sites	1-2	1-3
After a win	5-6	7-12
After a loss	5-3	11-20
In overtime	0-0	0-0
Vs. ranked opponents	0-2	0-4
Decided by 3 pts or less	3-0	5-2
Decided by 4-5 points	1-2	2-2
Decided by 6-10 points	4-2	5-6
Decided by 11-20 points	3-2	6-11
Decided by 20+ points	0-3	1-12
Scoring first	6-3	12-11
Leading at half	8-0	14-1
Tied at half	1-1	1-2
Trailing at half	2-8	4-30
Lead with 10:00 remaining	10-1	17-2
Trail with 10:00 remaining	1-8	2-31
Lead with 5:00 remaining	11-1	18-1
Trail with 5:00 remaining	0-8	1-32
Wake shoots 50% or better	2-0	6-2
Wake shoots less than 50%	9-9	13-31
Wake out-shoots opponent	8-2	15-6
Opp. shoots 50% or better	0-3	1-14
Opp. shoots less than 50%	11-6	18-19
Wake out-rebounds opp.	4-0	8-3
Opp. out-rebounds Wake	7-7	11-28
Rebounds are tied	0-2	0-2
Wake shoots 70%+ at FT line	7-5	13-21
Wake has more FT attempts	9-5	15-14
Opp. has more FT attempts	2-4	3-17
FT attempts are tied	0-0	1-2
Wake shoots 40%+ 3-pt range	5-2	10-12
Wake wins turnover battle	7-2	10-8
Opp. wins turnover battle	4-7	9-25
Wake scores 100+ points	0-0	0-0
Wake scores 90-99 points	1-0	1-0
Wake scores 80-89 points	3-0	5-0
Wake scores 70-79 points	4-2	8-8
Wake scores 60-69 points	1-2	3-14
Wake scores 50-59 points	2-4	2-8
Wake scores less than 50 pts	0-1	0-3
Opp. scores 100+ points	0-0	0-0
Opp. scores 90-99 points	0-1	0-5
Opp. scores 80-89 points	1-2	1-14
Opp. scores 70-79 points	4-4	7-10
Opp. scores 60-69 points	2-1	5-3
Opp. scores 50-59 points	4-1	6-1
Opp. scores less than 50 pts	0-0	0-0
On Mondays	0-1	1-2
On Tuesdays	0-0	2-5
On Wednesdays	4-2	6-6
On Thursdays	1-2	1-4
On Fridays	1-1	1-2
On Saturdays	2-3	5-10
On Sundays	3-0	3-4
In November	5-2	9-5
In December	4-2	6-6
In January	2-5	4-11
In February	0-0	0-8
In March	0-0	0-3
Wearing white uniforms	8-5	15-16
Wearing black uniforms	3-3	3-14
Wearing gold uniforms	0-1	1-3
On ACC Network	2-1	3-11
On CBS College Sports	0-0	0-1
On ESPN	0-1	0-2
On ESPN2	0-2	0-3
On ESPN3	5-2	5-2
On ESPNU	1-0	4-1
On Fox Sports Net	1-3	1-6
On MASN	0-0	0-1
Untelevised Games	2-0	6-6

THE LAST TIME...

A PLAYER SCORED 30 OR MORE POINTS:

Wake Forest: J.T. Terrell (32), vs. Iowa, Nov. 30, 2010
Opponent: Adam Smith (32), vs. UNC Wilmington, Dec. 21, 2011

A PLAYER SCORED 35 OR MORE POINTS:

Wake Forest: Justin Gray (38), at Maryland, Jan. 15, 2006
Opponent: Nick Barbour (35), at High Point, Dec. 7, 2011

A PLAYER SCORED 40 OR MORE POINTS:

Wake Forest: Randolph Childress (40), vs. Duke, Mar. 10, 1995 (ACCT)
Opponent: J.R. Reynolds (40), at Virginia, Jan. 21, 2007

TWO PLAYERS SCORED 20+ POINTS:

Wake Forest: Tony Chennault (20), C.J. Harris (20), at High Point, Dec. 7, 2011
Opponent: Keala King (25), Trent Lockett (20), vs. Arizona State, Nov. 25, 2011

THREE OR MORE PLAYERS SCORED 20+ POINTS:

Wake Forest: Taron Downey (27), Eric Williams (23), Chris Paul (22), vs. West Virginia, Mar. 19, 2005 (2OT, NCAAT)
Opponent: Andre Dawkins (21), Ryan Kelly (20), Austin Rivers (20), at Duke, Jan. 19, 2012

TWO OR MORE PLAYERS SCORED 25+ POINTS:

Wake Forest: Ishmael Smith (28), Al-Farouq Aminu (26), vs. Xavier, Jan. 3, 2010 (2OT)
Opponent: Gerald Henderson (35), Jon Scheyer (30), at Duke, Feb. 22, 2009

TWO OR MORE PLAYERS SCORE 30+ POINTS:

Wake Forest: Charlie Davis (30), Gil McGregor (31), vs. Georgetown, Dec. 29, 1970
Opponent: Gerald Henderson (35), Jon Scheyer (30), at Duke, Feb. 22, 2009

A PLAYER HAD CONSECUTIVE 30+ POINT GAMES:

Wake Forest: Jeff Teague, 30 at BYU, Jan. 3, 2009; 34 vs. North Carolina, Jan. 11, 2009
Opponent: Kevin Anderson (31), vs. Richmond, Dec. 31, 2009 (OT); Jordan Crawford (30), vs. Xavier, Jan. 3, 2010 (2OT)

FIVE PLAYERS SCORE IN DOUBLE FIGURES:

Wake Forest: vs. NC Central, Nov. 20, 2011
Opponent: vs. Dayton, Nov. 24, 2011

SIX OR MORE PLAYERS SCORE IN DOUBLE FIGURES:

Wake Forest: vs. UNC Wilmington (6), Dec. 21, 2011
Opponent: at Virginia Tech (6), Jan. 15, 2011

A PLAYER SCORED 20+ POINTS COMING OFF THE BENCH:

Wake Forest: J.T. Terrell (27), at Xavier, Dec. 18, 2010
Opponent: Ryan Kelly (20), at Duke, Jan. 19, 2012

A PLAYER SCORED 20+ POINTS AND GRABBED 20+ REBOUNDS:

Wake Forest: Eric Williams (22p, 20r), at Clemson, Jan. 11, 2006 (OT)
Opponent: Horace Grant (33p, 20r), at Clemson, Feb. 18, 1987

TWO PLAYERS HAD DOUBLE-DOUBLES:

Wake Forest: Al-Farouq Aminu (20p, 15r), Ishmael Smith (19p, 12r), vs. Texas, Mar. 18, 2010
Opponent: Kenny Frease (22p, 14r), Tu Holloway (14p, 14a, 10r), at Xavier, Dec. 18, 2010

THREE PLAYERS HAD DOUBLE-DOUBLES:

Wake Forest: Al-Farouq Aminu (13p, 12r), James Johnson (14p, 14r), L.D. Williams (15p, 10r), vs. Baylor, Nov. 30, 2008
Opponent: Raymond Felton (22p, 11a), Sean May (15p, 11r), Jawad Williams (17p, 12r), at North Carolina, Dec. 20, 2003 (3OT)

A PLAYER GRABBED 15+ REBOUNDS:

Wake Forest: Travis McKie (15), vs. Virginia Tech, Jan. 7, 2012
Opponent: Jordan Williams (15), at Maryland, Feb. 5, 2011

A PLAYER GRABBED 18+ REBOUNDS:

Wake Forest: Al-Farouq Aminu (18), vs. Xavier, Jan. 3, 2010 (2OT)
Opponent: Carlos Boozer (18), at Duke, Jan. 19, 2002

A PLAYER GRABBED 20+ REBOUNDS:

Wake Forest: Al-Farouq Aminu (20), vs. William & Mary, Nov. 28, 2009
Opponent: Horace Grant (20), at Clemson, Feb. 18, 1987

A PLAYER HAD 10+ ASSISTS:

Wake Forest: Ishmael Smith (11), vs. Boston College, Feb. 9, 2010
Opponent: Tu Holloway (14), at Xavier, Dec. 18, 2010

A PLAYER HAD FIVE+ STEALS:

Wake Forest: C.J. Harris (5), vs. Clemson, Mar. 7, 2010
Opponent: Dante Jackson (5), at Xavier, Dec. 18, 2010

A PLAYER HAD FIVE+ BLOCKED SHOTS:

Wake Forest: Ty Walker (6), at Boston College, Jan. 21, 2012
Opponent: Darrius Garrett (5), at vs. Richmond, Dec. 3, 2011

A PLAYER HAD 10+ FIELD GOALS:

Wake Forest: Travis McKie (10-17), vs. Richmond, Dec. 3, 2011
Opponent: Adam Smith (12-22), vs. UNC Wilmington, Dec. 21, 2011

A PLAYER MADE 10+ FREE THROWS:

Wake Forest: Travis McKie (11-12), vs. Wofford, Jan. 2, 2012
Opponent: Malcolm Delaney (10-13), at Virginia Tech, Feb. 16, 2010

A PLAYER MADE 5+ 3-POINT FIELD GOALS:

Wake Forest: J.T. Terrell (6-10), at Xavier, Dec. 18, 2010
Opponent: Andre Dawkins (7-12), at Duke, Jan. 19, 2012

A PLAYER HAD A TRIPLE-DOUBLE:

Wake Forest: Tim Duncan (14p, 15r, 10b), vs. Maryland, Jan. 13, 1996
Opponent: Tu Holloway (14p, 14a, 10r), at Xavier, Dec. 18, 2010

A TEAM SCORED 100+ POINTS:

Wake Forest: vs. UNC Wilmington (120), Nov. 19, 2008
Opponent: at Duke (101), Feb. 22, 2009

A TEAM SCORED 100 POINTS AND LOST:

Wake Forest: vs. West Virginia (105), Mar. 19, 2005 (2OT, NCAAT)
Opponent: Georgia Tech (112), Mar. 8, 2007 (2OT, ACCT)

A TEAM MADE 10+ 3-POINT FIELD GOALS:

Wake Forest: at High Point (13-22), Dec. 7, 2011
Opponent: at Duke (11-23), Jan. 19, 2012

A TEAM SHOT 55 PERCENT OR BETTER FROM THE FIELD:

Wake Forest: at High Point (58.3%), Dec. 7, 2011
Opponent: vs. Arizona State (59.3%), Mar. 25, 2011

A TEAM SHOT 60 PERCENT OR BETTER FROM THE FIELD:

Wake Forest: at Duke (61.0%), Feb. 22, 2009
Opponent: vs. Virginia Tech (60.0%), Feb. 22, 2011

A TEAM SCORED 50+ POINTS IN THE FIRST HALF:

Wake Forest: vs. Boston College (50), Feb. 9, 2010
Opponent: at Duke (51), Feb. 22, 2009

A TEAM SCORED 50+ POINTS IN THE SECOND HALF:

Wake Forest: vs. UNC Wilmington (51), Dec. 21, 2011
Opponent: vs. UNC Wilmington (51), Dec. 21, 2011

A TEAM WON BY 35+ POINTS:

Wake Forest: vs. Elon (40; 90-50), Dec. 13, 2009
Opponent: vs. NC State (36; 76-40), Jan. 14, 2012

A TEAM WON BY 40+ POINTS:

Wake Forest: vs. Elon (40; 90-50), Dec. 13, 2009
Opponent: at NC State (41; 130-89), Mar. 5, 1983

A TEAM WON BY 50+ POINTS:

Wake Forest: vs. John Carroll (51; 110-59), Dec. 8, 1980
Opponent: North Carolina Pre-Flight (51; 78-27), 1944-1945

JEFF BZDELIK



Head Coach
2nd Year • Illinois-Chicago, 1976

- Bzdelik is in his second season at the helm of the Wake Forest basketball program. He was named the 21st head coach in Wake Forest history on April 14, 2010, bringing 32 years of coaching experience to the Demon Deacon bench.
- Bzdelik has been involved in coaching college and professional basketball since 1978, including nine seasons as a college head coach and three seasons as the head coach of the NBA's Denver Nuggets.
- The Mount Prospect, Illinois, native came to Wake Forest after spending three seasons as the head coach at the University of Colorado.
- Prior to Colorado, Bzdelik served two seasons as the head coach at the Air Force Academy where he guided the Falcons to a 50-16 record from 2005-07.
- He returned to the college game in 2005-06 after 17 seasons as a coach and scout in the NBA.
- Prior to returning to the collegiate ranks, Bzdelik was the Denver Nuggets head coach for two-and-one-half seasons from 2002-05.
- Bzdelik began his coaching career with assistant coaching stints at Davidson (1978-80) and Northwestern (1981-86).

- Bzdelik accepted his first head coaching position at the University of Maryland-Baltimore County in 1986. UMBC was making the transition from NCAA Division II to Division I that year.
- After two seasons at UMBC, Bzdelik made the move to the professional ranks, joining the Washington Bullets as an assistant coach under Wes Unseld.
- Bzdelik joined Pat Riley's New York Knicks staff for the 1994-95 season before following Riley to the Miami Heat where he would spend six seasons from 1995-2001.
- Bzdelik is a 1976 graduate of the University of Illinois-Chicago, where he earned a bachelor's degree in physical education. Bzdelik earned four varsity letters in basketball at UIC, and he was named team MVP as a senior in 1975-76.
- Bzdelik also spent six years in the Army National Guard during the early to mid 1970s.
- Bzdelik is married to the former Nina Bernardzik, who was a standout volleyball player at UIC from 1974-76 and is a member of the Flames' Athletic Hall of Fame.
- They are the parents of two children, a son Brett (21) who attends the University of Colorado and a daughter Courtney (19), a sophomore at Wake Forest.

BZDELIK'S CAREER HIGHLIGHTS AS A COLLEGE HEAD COACH

MARYLAND-BALTIMORE COUNTY (2 seasons, 1986-88)

- Led the Retrievers in their first season at the NCAA Division I level in 1986-87.
- Cited by the Sporting News as having "One of College's Biggest Turnarounds" in his first season at UMBC. In the two seasons prior to his arrival, UMBC went a combined 11-44 at the Division II level. In his two seasons at the helm, the Retrievers won a combined 25 games at the Division I level.

AIR FORCE (2 seasons, 2005-07)

- Led the Falcons to a combined record of 50-16 (.758) in his two seasons, posting the highest two-year win total in program history. Air Force won a school-record 26 games in 2006-07.
- Coached Air Force to a 24-7 record and the school's fourth-ever appearance in the NCAA Tournament in 2005-06. The Falcons led the nation in scoring defense that season.
- Led the Falcons to a top-25 ranking and to the NIT Final Four in 2006-07.
- Only head coach in Air Force history to win at least 24 games in consecutive seasons.
- Posted a record of 31-1 at home in his two seasons, going 15-0 at home during the 2005-06 campaign.

COLORADO (3 seasons, 2007-10)

- Inherited a Colorado program that had won just seven games in the season prior to his arrival and improved the team to within one game of .500 at 15-16 during his final season in Boulder.
- Coached the 2010 Big 12 Freshman of the Year in Alec Burks, who was the first ever Buffalo to win the award.
- Helped raise the team's cumulative grade point average to 2.94; a school-record three Buffaloes were named to the Academic All-Big 12 Team in 2009-10.
- Home attendance increased by 40 percent during his tenure at Colorado.

WAKE FOREST (1 season, 2011)

- Inherited the youngest team in the ACC and featured as many as three freshmen in the starting lineup.
- Ranked second in the ACC and 16th nationally in blocked shots (5.4/game); ranked second in the ACC and 32nd nationally in free throw percentage (74.6%).

THE JEFF BZDELIK FILE

BACKGROUND & FAMILY

- Born — December 1, 1952
- Hometown — Mount Prospect, Illinois
- Wife — Nina
- Children — son Brett (21), daughter Courtney (19)

EDUCATION & PLAYING HISTORY

- University of Illinois-Chicago — 1976
B.S. in Physical Education
- High School: Prospect HS (Mount Prospect, IL)
- University of Illinois-Chicago — 1972-76
Lettered four seasons at UIC, earning team MVP honors as a senior; holds the Flames' season record for FT percentage (88.1%) and ranks among the program's all-time leading scorers.

COACHING HISTORY

- Davidson College — 1978-80 (2 seasons)
Assistant Coach
- Northwestern University — 1981-86 (6 seasons)
Assistant Coach
- Maryland-Baltimore County — 1987-88 (2 seasons)
Head Coach
- Washington Bullets — 1989-94 (6 seasons)
Assistant Coach
- New York Knicks — 1995 (1 season)
Lead Scout
- Miami Heat — 1996-2001 (6 seasons)
Assistant Coach/Director of Scouting
- Denver Nuggets — 2002 (1 season)
Scout
- Denver Nuggets — 2003-05 (3 seasons)
Head Coach
- Air Force Academy — 2006-07 (2 seasons)
Head Coach
- University of Colorado — 2008-10 (3 seasons)
Head Coach
- Wake Forest — 2011-12 (2nd season)
Head Coach

COACHING RECORDS

- 2nd Season at Wake Forest: 19-33 (3-19 ACC)
- 9th Season as College Head Coach: 130-138

BZDELIK'S CAREER HIGHLIGHTS AS AN NBA COACH

- Served as head coach of the Denver Nuggets for two-and-a-half seasons from 2002-05
- Named head coach of the Nuggets in August of 2002, taking the reins of the youngest team in franchise history.
- Shattered the franchise record for scoring defense by more than five points during his first season.
- The Nuggets led the NBA in turnovers forced in Bzdelik's first season at the helm.
- Engineered one of the biggest turnarounds in NBA history in his second season at the helm of the Nuggets, leading the team to the playoffs for the first time in nine seasons.
- Behind the play of rookie Carmelo Anthony, Denver went 43-39 to make the 2004 NBA Playoffs.
- The 26-game improvement by the Nuggets in 2003-04 was the sixth-best in NBA history.
- Became the first coach in NBA history to guide a team to the playoffs the year after winning less than 20 games.
- Spent 14 seasons as an assistant coach and scout in the NBA before taking over as head coach of the Nuggets.
- Made the NBA Playoffs eight times as an assistant coach and scout, including all six of his seasons with the Miami Heat.
- Coached under Wes Unseld with the Washington Bullets and under Pat Riley with the New York Knicks and the Miami Heat.
- In 2000, was recognized by USA Today as one of the NBA's top five assistant coaches.

WAKE FOREST BASKETBALL COACHING & SUPPORT STAFF



JEFF BATTLE
Assoc. Head Coach
11th Season



RUSTY LARUE
Assistant Coach
3rd Season



WALT CORBEAN
Assistant Coach
5th Season



JEFF NIX
Dir., Basketball Ops.
1st Season



GREG BRITTENHAM
Dir., Athletic Performance
1st Season



MIKE LEPORE
Team Videographer
3rd Season



DAN FICKE
Asst. Dir., BBK Ops.
2nd Season



ROSTER BREAKDOWN

BY CLASS

Seniors (5)

- Brooks Godwin
- Aaron Ingle
- Ryan Keenan
- Nikita Mescheriakov
- Ty Walker

Juniors (2)

- C.J. Harris
- Spencer Jennings

Sophomores (3)

- Tony Chennault
- Carson Desrosiers
- Travis McKie

Freshmen (4)

- Anthony Fields
- Chase Fischer
- Daniel Green
- Doug Niedrich

BY STATE/COUNTRY

North Carolina (4)

- Brooks Godwin (Winston-Salem)
- C.J. Harris (Winston-Salem)
- Aaron Ingle (Weaverville)
- Ty Walker (Wilmington)

Michigan (2)

- Anthony Fields (Detroit)
- Spencer Jennings (Midland)

Texas (2)

- Daniel Green (Colleyville)
- Ryan Keenan (Bellaire)

Belarus (1)

- Nikita Mescheriakov (Minsk)

Illinois (1)

- Doug Niedrich (Kildeer)

New Hampshire (1)

- Carson Desrosiers (Windham)

Pennsylvania (1)

- Tony Chennault (Philadelphia)

Virginia (1)

- Travis McKie (Richmond)

West Virginia (1)

- Chase Fischer (Ripley)

BY HEIGHT

Carson Desrosiers	7-0
Ty Walker	7-0
Daniel Green	6-10
Nikita Mescheriakov	6-8
Travis McKie	6-7
Doug Niedrich	6-6
Brooks Godwin	6-5
Ryan Keenan	6-5
Chase Fischer	6-3
C.J. Harris	6-3
Tony Chennault	6-2
Anthony Fields	6-0
Aaron Ingle	6-0
Spencer Jennings	6-0

NUMERICAL ROSTER

No.	Name	Pos.	Ht.	Wt.	Yr.	Hometown	Previous School/High School
1	Tony Chennault*	G	6-2	195	So.	Philadelphia, Pa.	Neumann-Goretti HS
2	Anthony Fields	G	6-0	170	Fr.	Detroit, Mich.	Quality Education Acad. (N.C.)
4	Daniel Green	F	6-10	210	Fr.	Colleyville, Texas	Grapevine HS
10	Chase Fischer	G	6-3	180	Fr.	Ripley, W.Va.	Ripley HS
11	C.J. Harris**	G	6-3	190	Jr.	Winston-Salem, N.C.	Mount Tabor HS
25	Nikita Mescheriakov*	F	6-8	220	R-Sr.	Minsk, Belarus	Georgetown/St. Johns Catholic Prep
30	Travis McKie*	F	6-7	210	So.	Richmond, Va.	John Marshall HS
33	Carson Desrosiers*	C	7-0	240	So.	Windham, N.H.	Central Catholic HS (Mass.)
40	Ty Walker***	C	7-0	230	Sr.	Wilmington, N.C.	New Hanover HS
41	Brooks Godwin***	F	6-5	215	Sr.	Winston-Salem, N.C.	Mount Tabor HS
42	Spencer Jennings	G	6-0	170	Jr.	Midland, Mich.	Albion College/Dow HS
43	Aaron Ingle**	G	6-0	175	Sr.	Weaverville, N.C.	Christ School
45	Ryan Keenan**	F	6-5	195	Sr.	Bellaire, Texas	Westbury Christian School
52	Doug Niedrich	F	6-6	190	Fr.	Kildeer, Ill.	Adlai E. Stevenson HS

ALPHABETICAL ROSTER

No.	Name	Pos.	Ht.	Wt.	Yr.	Hometown	Previous School/High School
1	Tony Chennault*	G	6-2	195	So.	Philadelphia, Pa.	Neumann-Goretti HS
33	Carson Desrosiers*	C	7-0	240	So.	Windham, N.H.	Central Catholic HS (Mass.)
2	Anthony Fields	G	6-0	170	Fr.	Detroit, Mich.	Quality Education Acad. (N.C.)
10	Chase Fischer	G	6-3	180	Fr.	Ripley, W.Va.	Ripley HS
41	Brooks Godwin***	F	6-5	215	Sr.	Winston-Salem, N.C.	Mount Tabor HS
4	Daniel Green	F	6-10	210	Fr.	Colleyville, Texas	Grapevine HS
11	C.J. Harris**	G	6-3	190	Jr.	Winston-Salem, N.C.	Mount Tabor HS
43	Aaron Ingle**	G	6-0	175	Sr.	Weaverville, N.C.	Christ School
42	Spencer Jennings	G	6-0	170	Jr.	Midland, Mich.	Albion College/Dow HS
45	Ryan Keenan**	F	6-5	195	Sr.	Bellaire, Texas	Westbury Christian School
30	Travis McKie*	F	6-7	210	So.	Richmond, Va.	John Marshall HS
25	Nikita Mescheriakov*	F	6-8	220	R-Sr.	Minsk, Belarus	Georgetown/St. Johns Catholic Prep
52	Doug Niedrich	F	6-6	190	Fr.	Kildeer, Ill.	Adlai E. Stevenson HS
40	Ty Walker***	C	7-0	230	Sr.	Wilmington, N.C.	New Hanover HS

* Denotes letters earned.

COACHING & SUPPORT STAFF

Head Coach

Jeff Bzdelik (Univ. of Illinois-Chicago '76) / 2nd season at Wake Forest

Associate Head Coach

Jeff Battle (Marshall '85) / 11th season at Wake Forest

Assistant Coach

Rusty LaRue (Wake Forest '96) / 3rd season at Wake Forest

Assistant Coach

Walt Corbean (Xavier '91) / 5th season at Wake Forest

Director of Basketball Operations

Jeff Nix (Canisius '80) / 1st season at Wake Forest

Director of Athletic Performance

Greg Brittenham (Nebraska-Kearney '86) / 1st season at Wake Forest

Team Videographer

Mike Lepore (Wake Forest '09) / 3rd season at Wake Forest

Assistant Coordinator of Operations

Dan Ficke (Loyola Univ. Maryland '09) / 2nd season at Wake Forest

Student-Athlete Services

Jane Caldwell (UNC Greensboro) / 13th season at Wake Forest

Sports Medicine

Greg Collins (Kansas State '89) / 16th season at Wake Forest

Administrative Assistant

Lynne Heflin (Mary Washington College) / 27th season at Wake Forest

Media Relations

Scott Wortman (Ohio Northern '04) / 6th season at Wake Forest

Equipment

Craig Zakrzewski (Wake Forest '00) / 10th season at Wake Forest

PRONUNCIATION GUIDE

Jeff Bzdelikbuzz-DELL-ick
Tony Chennaultshuh-NALT
Walt Corbeancor-BEAN
Carson Desrosiersduh-ROW-zures
Aaron IngleING-uhl
Ryan KeenanKEEN-uhn
Travis McKierhymes with "sky"
Doug NiedrichKNEE-drick
Nikita Mescheriakovmuh-SHARE-uh-kov

WAKE FOREST AT CLEMSON - FEB. 26, 2011



Official Basketball Box Score -- Game Totals -- Final Statistics
 Wake Forest vs Clemson
 2/26/11 4:00 PM at Clemson, SC (Littlejohn Coliseum)



Wake Forest 49 • 8-21, 1-13

##	Player	f/c/g	Total			3-Ptr			Rebounds			PF	TP	A	TO	Blk	Stl	Min
			FG-FGA	FG-FGA	FT-FTA	FG-FGA	FG-FGA	FT-FTA	Off	Def	Tot							
30	McKie, Travis	f	2-9	0-2	1-2	1	11	12	0	5	3	1	0	1	31			
33	Desrosiers, Carson	c	2-5	0-1	0-0	0	3	3	1	4	0	2	2	1	25			
00	Terrell, J.T.	g	4-10	1-5	0-0	1	1	2	4	9	0	0	0	17				
02	Clark, Gary	g	2-5	0-1	3-3	1	2	3	2	7	4	5	0	3	24			
11	Harris, C.J.	g	2-11	0-1	3-6	1	3	4	2	7	2	3	0	33				
01	Chennault, Tony		1-7	0-1	0-0	0	3	3	3	2	1	2	0	21				
20	Stewart, Ari		0-1	0-0	0-0	0	0	0	1	0	0	0	1	6				
25	Mescheriakov, Nikita		5-9	1-1	0-0	2	2	4	4	11	1	2	0	26				
40	Walker, Ty		2-2	0-0	0-0	2	3	5	0	4	0	0	1	14				
41	Godwin, Brooks		0-0	0-0	0-0	0	0	0	0	0	0	0	0	1				
43	Ingle, Aaron		0-0	0-0	0-0	0	0	0	0	0	0	0	0	1				
45	Keenan, Ryan		0-0	0-0	0-0	0	0	0	0	0	0	0	0	1				
Team						1	1	2										
Totals			20-59	2-12	7-11	9	29	38	17	49	11	15	4	7	200			

FG % 1st Half: 7-29 24.1% 2nd half: 13-30 43.3% Game: 20-59 33.9% Deadball Rebounds 2
 3FG % 1st Half: 1-6 16.7% 2nd half: 1-6 16.7% Game: 2-12 16.7%
 FT % 1st Half: 5-6 83.3% 2nd half: 2-5 40.0% Game: 7-11 63.6%

Clemson 63 • 19-9, 8-6

##	Player	f/c/g	Total			3-Ptr			Rebounds			PF	TP	A	TO	Blk	Stl	Min
			FG-FGA	FG-FGA	FT-FTA	FG-FGA	FG-FGA	FT-FTA	Off	Def	Tot							
31	Booker, Devin	f	4-9	0-1	2-2	1	9	10	2	10	1	2	1	0	28			
45	Grant, Jerai	c	6-8	0-0	2-4	1	6	7	2	14	0	2	4	2	29			
02	Stitt, Demontez	g	5-6	3-4	1-2	0	4	4	1	14	2	4	0	37				
05	Smith, Tanner	g	3-7	1-3	2-2	0	3	3	2	9	7	2	0	28				
11	Young, Andre	g	1-9	0-5	2-2	0	2	2	2	4	3	0	0	25				
03	Anderson, Zavier		1-1	0-0	1-2	0	2	2	0	3	4	1	0	12				
04	Baize, Jonah		0-0	0-0	0-0	0	0	0	0	0	0	0	0	1				
10	Baciu, Catalin		0-0	0-0	0-0	0	0	0	2	0	0	0	0	4				
12	Stanton, Cory		0-2	0-1	1-2	0	1	1	1	1	0	0	0	9				
21	Narcisse, Bryan		0-3	0-1	0-0	1	1	2	1	0	1	1	0	8				
24	Jennings, Milton		3-7	2-3	0-0	1	4	5	1	8	0	2	1	18				
44	Hopkins, DeAndre		0-1	0-0	0-0	0	0	0	0	0	0	0	0	1				
Team						1	0	1										
Totals			23-53	6-18	11-16	5	32	37	14	63	18	14	6	11	200			

FG % 1st Half: 12-28 42.9% 2nd half: 11-25 44.0% Game: 23-53 43.4% Deadball Rebounds 1
 3FG % 1st Half: 1-7 14.3% 2nd half: 5-11 45.5% Game: 6-18 33.3%
 FT % 1st Half: 8-12 66.7% 2nd half: 3-4 75.0% Game: 11-16 68.8%

Officials: Karl Hess, Dwayne Gladden, Tim Kelly
 Technical fouls: Wake Forest-None. Clemson-None.
 Attendance: 10000

Score by periods	1st	2nd	Total
Wake Forest	20	29	49
Clemson	33	30	63

Points	In Paint	Off T/O	2nd Chance	Fast Break	Bench
WF	26	7	4	4	17
CU	28	14	3	10	12

Last FG - WF 2nd-00:22, CU 2nd-01:55.
 Largest lead - WF by 2 1st-19:27, CU by 16 1st-03:56.

Score tied - 4 times.
 Lead changed - 3 times.

2011-12 SEASON STATISTICS - ALL GAMES

RECORD:	OVERALL	HOME	AWAY	NEUTRAL
ALL GAMES	11-9	7-4	3-3	1-2
CONFERENCE	2-4	1-2	1-2	0-0
NON-CONFERENCE	9-5	6-2	2-1	1-2

#	Player	gp-gs	min	avg	Total		3-Point		F-Throw		Rebounds				pf	dq	a	to	blk	stl	pts	avg
					fg-fga	fg%	3fg-fga	3fg%	ft-fa	ft%	off	def	tot	avg								
11	Harris,C.J.	19-19	656	34.5	98-195	.503	31-63	.492	100-123	.813	12	52	64	3.4	47	0	48	52	1	21	327	17.2
30	McKie,Travis	20-20	692	34.6	118-247	.478	21-60	.350	72-100	.720	48	89	137	6.9	48	1	20	51	13	20	329	16.5
31	Chennault,Tony	20-20	612	30.6	79-181	.436	8-31	.258	47-74	.635	15	43	58	2.9	57	0	58	40	1	24	213	10.7
25	Mescheriakov,Nikita	20-20	497	24.9	45-128	.352	12-51	.235	45-64	.703	10	71	81	4.1	64	2	29	38	5	11	147	7.4
10	Fischer,Chase	20-1	544	27.2	42-116	.362	29-87	.333	23-27	.852	6	38	44	2.2	31	1	27	25	1	15	136	6.8
10	Walker,Ty	11-6	216	19.6	23-43	.535	0-0	.000	6-8	.750	19	43	62	5.6	14	0	8	13	33	3	52	4.7
33	Desrosiers,Carson	20-14	456	22.8	35-84	.417	5-18	.278	17-30	.567	19	77	96	4.8	54	2	17	17	47	9	92	4.6
32	Fields,Anthony	16-0	178	11.1	7-31	.226	1-11	.091	7-12	.583	1	11	12	0.8	12	0	21	16	0	5	22	1.4
34	Green,Daniel	18-0	120	6.7	7-17	.412	0-0	.000	9-16	.563	7	17	24	1.3	18	0	3	7	2	2	23	1.3
11	Godwin,Brooks	4-0	9	2.3	1-2	.500	0-0	.000	2-2	1.000	1	2	3	0.8	0	0	0	0	0	0	4	1.0
13	Ingle,Aaron	3-0	8	2.7	0-0	.000	0-0	.000	0-0	.000	0	1	1	0.3	0	0	0	0	0	1	0	0.0
15	Keenan,Ryan	7-0	12	1.7	0-3	.000	0-1	.000	0-0	.000	1	2	3	0.4	1	0	1	1	0	0	0	0.0
Team											32	35	67				3					
Total.....		20	4000		455-1047	.435	107-322	.332	328-456	.719	171	481	652	32.6	346	6	232	263	103	111	1345	67.2
Opponents.....		20	4000		501-1162	.431	138-414	.333	260-374	.695	247	486	733	36.7	404	15	246	262	86	127	1400	70.0

TEAM STATISTICS	WF	OPP	Date	Opponent	Score	Att.
SCORING	1345	1400	11/11/11	LOYOLA (MD.)	w 75-63	6022
Points per game	67.2	70.0	11/16/11	GEORGIA SOUTHERN	w 81-72	6719
Scoring margin	-2.7	-	11/20/11	NC CENTRAL	w 93-79	6901
FIELD GOALS-ATT	455-1047	501-1162	& 11/24/11	vs Dayton	L 76-80	3537
Field goal pct	.435	.431	& 11-25-11	vs Arizona State	L 56-84	3680
3 POINT FG-ATT	107-322	138-414	& 11/27/11	vs Texas Tech	w 70-61	1728
3-point FG pct	.332	.333	^ 11/30/11	at Nebraska	w 55-53	9769
3-pt FG made per game	5.4	6.9	12/03/11	RICHMOND	L 62-70	7813
FREE THROWS-ATT	328-456	260-374	12/07/11	at High Point	w 87-83	1801
Free throw pct	.719	.695	12/10/11	at Seton Hall	L 54-68	6981
F-Throws made per game	16.4	13.0	12/18/11	GARDNER-WEBB	w 67-59	6717
REBOUNDS	652	733	12/21/11	UNC WILMINGTON	w 87-78	7586
Rebounds per game	32.6	36.7	12/29/11	YALE	w 72-71	8183
Rebounding margin	-4.0	-	01/02/12	WOFFORD	L 52-56	6342
ASSISTS	232	246	* 01/07/12	VIRGINIA TECH	w 58-55	10037
Assists per game	11.6	12.3	* 01/11/12	at Maryland	L 64-70	13357
TURNOVERS	263	262	* 01/14/12	NC STATE	L 40-76	11101
Turnovers per game	13.2	13.1	* 01/19/12	at Duke	L 73-91	9314
Turnover margin	+0.0	-	* 01/21/12	at Boston College	w 71-56	4986
Assist/turnover ratio	0.9	0.9	* 01/25/12	FLORIDA STATE	L 52-75	9147
STEALS	111	127				
Steals per game	5.6	6.4				
BLOCKS	103	86				
Blocks per game	5.2	4.3				
ATTENDANCE	86568	55153				
Home games-Avg/Game	11-7870	6-7701				
Neutral site-Avg/Game	-	3-2982				

& = Old Spice Classic (Orlando, Fla.)
 ^ = ACC/Big Ten Challenge
 * = Conference game
 # = ACC Tournament (Atlanta, Ga.)

Score by Periods	1st	2nd	Totals
Wake Forest	591	754	1345
Opponents	631	769	1400

2011-12 SEASON STATISTICS - CONFERENCE GAMES

RECORD:	OVERALL	HOME	AWAY	NEUTRAL
ALL GAMES	2-4	1-2	1-2	0-0
CONFERENCE	2-4	1-2	1-2	0-0
NON-CONFERENCE	0-0	0-0	0-0	0-0

#	Player	gp-gs	min	avg	Total		3-Point		F-Throw		Rebounds			pf	dq	a	to	blk	stl	pts	avg	
					fg-fga	fg%	3fg-fga	3fg%	ft-fa	ft%	off	def	tot									avg
11	Harris,C.J.	6-6	208	34.7	24-57	.421	7-18	.389	29-32	.906	3	17	20	3.3	11	0	16	18	1	4	84	14.0
30	McKie,Travis	6-6	205	34.2	31-76	.408	5-19	.263	11-17	.647	21	34	55	9.2	17	1	6	19	3	3	78	13.0
31	Chennault,Tony	6-6	198	33.0	21-49	.429	3-9	.333	9-17	.529	4	13	17	2.8	15	0	19	12	0	6	54	9.0
25	Mescheriakov,Nikita	6-6	142	23.7	16-40	.400	2-16	.125	12-17	.706	3	24	27	4.5	21	1	4	14	2	4	46	7.7
10	Fischer,Chase	6-0	155	25.8	13-38	.342	9-27	.333	8-10	.800	0	11	11	1.8	8	0	5	8	0	1	43	7.2
10	Walker,Ty	6-6	137	22.8	12-27	.444	0-0	.000	6-8	.750	10	25	35	5.8	11	0	5	11	26	3	30	5.0
33	Desrosiers,Carson	6-0	95	15.8	5-18	.278	1-8	.125	2-2	1.000	5	12	17	2.8	15	1	5	2	11	3	13	2.2
11	Godwin,Brooks	2-0	2	1.0	1-1	1.000	0-0	.000	2-2	1.000	1	0	1	0.5	0	0	0	0	0	0	4	2.0
32	Fields,Anthony	2-0	16	8.0	1-8	.125	0-2	.000	0-0	.000	1	2	3	1.5	1	0	0	2	0	0	2	1.0
34	Green,Daniel	6-0	34	5.7	1-3	.333	0-0	.000	2-4	.500	1	4	5	0.8	4	0	0	1	0	0	4	0.7
15	Keenan,Ryan	4-0	7	1.8	0-1	.000	0-1	.000	0-0	.000	0	0	0	0.0	0	0	0	0	0	0	0	0.0
13	Ingle,Aaron	1-0	1	1.0	0-0	.000	0-0	.000	0-0	.000	0	0	0	0.0	0	0	0	0	0	0	0	0.0
Team											10	12	22				1					
Total.....		6	1200		125-318	.393	27-100	.270	81-109	.743	59	154	213	35.5	103	3	60	88	43	24	358	59.7
Opponents.....		6	1200		154-362	.425	41-118	.347	74-107	.692	76	153	229	38.2	105	2	80	64	21	39	423	70.5

TEAM STATISTICS	WF	OPP	Date	Opponent	Score	Att.
SCORING	358	423	* 01/07/12	VIRGINIA TECH	w 58-55	10037
Points per game	59.7	70.5	* 01/11/12	at Maryland	L 64-70	13357
Scoring margin	-10.8	-	* 01/14/12	NC STATE	L 40-76	11101
FIELD GOALS-ATT	125-318	154-362	* 01/19/12	at Duke	L 73-91	9314
Field goal pct	.393	.425	* 01/21/12	at Boston College	w 71-56	4986
3 POINT FG-ATT	27-100	41-118	* 01/25/12	FLORIDA STATE	L 52-75	9147
3-point FG pct	.270	.347				
3-pt FG made per game	4.5	6.8				
FREE THROWS-ATT	81-109	74-107				
Free throw pct	.743	.692				
F-Throws made per game	13.5	12.3				
REBOUNDS	213	229				
Rebounds per game	35.5	38.2				
Rebounding margin	-2.7	-				
ASSISTS	60	80				
Assists per game	10.0	13.3				
TURNOVERS	88	64				
Turnovers per game	14.7	10.7				
Turnover margin	-4.0	-				
Assist/turnover ratio	0.7	1.3				
STEALS	24	39				
Steals per game	4.0	6.5				
BLOCKS	43	21				
Blocks per game	7.2	3.5				
ATTENDANCE	30285	27657				
Home games-Avg/Game	3-10095	3-9219				
Neutral site-Avg/Game	-	0-0				

& = Old Spice Classic (Orlando, Fla.)
 ^ = ACC/Big Ten Challenge
 * = Conference game
 # = ACC Tournament (Atlanta, Ga.)

Score by Periods	1st	2nd	Totals
Wake Forest	162	196	358
Opponents	197	226	423

WAKE FOREST SEASON & CAREER STATISTICS

SEASON STATISTICS

CAREER STATISTICS

SUMMARY	gp-gs	min/g	fg%	3fg%	ft%	r/g	a/g	stl	blk	pts/g	gp-gs	min/g	fg%	3fg%	ft%	r/g	a/g	stl	blk	pts/g
Harris, C.J.	19-19	34.5	.503	.492	.813	3.4	2.5	21	1	17.2	82-72	31.2	.421	.374	.819	2.8	2.4	79	3	11.7
McKie, Travis	20-20	34.6	.478	.350	.720	6.9	1.0	20	13	16.5	52-52	32.5	.488	.328	.726	7.4	1.0	49	45	14.3
Chennault, Tony	20-20	30.6	.436	.258	.635	2.9	2.9	24	1	10.7	35-20	25.0	.389	.222	.619	2.7	2.5	30	1	8.0
Mescheriakov, Nikita	20-20	24.9	.352	.235	.703	4.1	1.5	11	5	7.4	43-25	19.1	.396	.264	.708	2.9	1.0	24	6	5.8
Fischer, Chase	20-1	27.2	.362	.333	.852	2.2	1.4	15	1	6.8	20-1	27.2	.362	.333	.852	2.2	1.4	15	1	6.8
Walker, Ty	11-6	19.6	.535	.000	.750	5.6	0.7	3	33	4.7	61-15	14.5	.453	.000	.588	3.2	0.4	25	125	3.1
Desrosiers, Carson	20-14	22.8	.417	.278	.567	4.8	0.9	9	47	4.6	51-36	20.5	.403	.278	.641	3.8	0.8	17	99	4.3
Fields, Anthony	16-0	11.1	.226	.091	.583	0.8	1.3	5	0	1.4	16-0	11.1	.226	.091	.583	0.8	1.3	5	0	1.4
Green, Daniel	18-0	6.7	.412	.000	.563	1.3	0.2	2	2	1.3	18-0	6.7	.412	.000	.563	1.3	0.2	2	2	1.3
Godwin, Brooks	4-0	2.3	.500	.000	1.000	0.8	0.0	0	0	1.0	26-0	2.2	.286	.000	.500	0.3	0.0	0	0	0.3
Keenan, Ryan	7-0	1.7	.000	.000	.000	0.4	0.1	0	0	0.0	21-0	2.1	.200	.333	.000	0.4	0.2	0	0	0.3
Ingle, Aaron	3-0	2.7	.000	.000	.000	0.3	0.0	1	0	0.0	21-0	2.7	.500	.000	.500	0.1	0.1	2	0	0.1

SCORING	fg-fga	fg%	3fg-fga	3fg%	ft-fta	ft%	pts	pts/g	fg-fga	fg%	3fg-fga	3fg%	ft-fta	ft%	pts	pts/g
Harris, C.J.	98-195	.503	31-63	.492	100-123	.813	327	17.2	264-627	.421	85-227	.374	349-426	.819	962	11.7
McKie, Travis	118-247	.478	21-60	.350	72-100	.720	329	16.5	269-551	.488	38-116	.328	170-234	.726	746	14.3
Chennault, Tony	79-181	.436	8-31	.258	47-74	.635	213	10.7	105-270	.389	10-45	.222	60-97	.619	280	8.0
Mescheriakov, Nikita	45-128	.352	12-51	.235	45-64	.703	147	7.4	82-207	.396	19-72	.264	68-96	.708	251	5.8
Fischer, Chase	42-116	.362	29-87	.333	23-27	.852	136	6.8	42-116	.362	29-87	.333	23-27	.852	136	6.8
Walker, Ty	23-43	.535	0-0	.000	6-8	.750	52	4.7	81-179	.453	0-0	.000	30-51	.588	192	3.1
Desrosiers, Carson	35-84	.417	5-18	.278	17-30	.567	92	4.6	83-206	.403	10-36	.278	41-64	.641	217	4.3
Fields, Anthony	7-31	.226	1-11	.091	7-12	.583	22	1.4	7-31	.226	1-11	.091	7-12	.583	22	1.4
Green, Daniel	7-17	.412	0-0	.000	9-16	.563	23	1.3	7-17	.412	0-0	.000	9-16	.563	23	1.3
Godwin, Brooks	1-2	.500	0-0	.000	2-2	1.000	4	1.0	2-7	.286	0-0	.000	3-6	.500	7	0.3
Keenan, Ryan	0-3	.000	0-1	.000	0-0	.000	0	0.0	2-10	.200	2-6	.333	0-0	.000	6	0.3
Ingle, Aaron	0-0	.000	0-0	.000	0-0	.000	0	0.0	1-2	.500	0-0	.000	1-2	.500	3	0.1

TOTALS	o-reb	d-reb	t-reb	pf	fo	ast	to	a/to	o-reb	d-reb	t-reb	pf	fo	ast	to	a/to
Harris, C.J.	12	52	64	47	0	48	52	0.9	27	200	227	208	3	197	202	1.0
McKie, Travis	48	89	137	48	1	20	51	0.4	128	256	384	116	2	51	114	0.4
Chennault, Tony	15	43	58	57	0	58	40	1.5	24	72	96	96	0	87	76	1.1
Mescheriakov, Nikita	10	71	81	64	2	29	38	0.8	26	97	123	126	3	43	72	0.6
Fischer, Chase	6	38	44	31	1	27	25	1.1	6	38	44	31	1	27	25	1.1
Walker, Ty	19	43	62	14	0	8	13	0.6	64	133	197	55	1	24	37	0.6
Desrosiers, Carson	19	77	96	54	2	17	17	1.0	46	149	195	113	2	39	44	0.9
Fields, Anthony	1	11	12	12	0	21	16	1.3	1	11	12	12	0	21	16	1.3
Green, Daniel	7	17	24	18	0	3	7	0.4	7	17	24	18	0	3	7	0.4
Godwin, Brooks	1	2	3	0	0	0	0	0.0	2	7	9	3	0	0	1	0.0
Keenan, Ryan	1	2	3	1	0	1	1	1.0	3	5	8	4	0	4	3	1.3
Ingle, Aaron	0	1	1	0	0	0	0	0.0	2	1	3	7	0	2	2	1.0

2011-12 POINTS-REBOUNDS-ASSISTS

Opponent	Date	Score	01		02		04		10		11		25		30	
			CHENNAULT,	FIELDS,ANT	GREEN,DANI	FISCHER,CH	HARRIS,CJ	MESCHERIAK	MCKIE,TRAV							
LOYOLA (MD.)	11/11/11	75-63	w	8-5-2	7-2-3	6-6-0	2-1-1	20-6-0	5-2-2	19-4-1						
GEORGIA SOUTHERN	11/16/11	81-72	w	14-3-4	0-1-4	0-0-0	13-2-3	20-1-0	7-4-1	23-7-0						
NC CENTRAL	11/20/11	93-79	w	13-3-6	3-2-2	1-4-0	10-2-5	22-1-4	15-4-3	25-7-2						
vs Dayton	11/24/11	76-80	L	17-6-0	0-1-4	0-0-1	12-3-1	18-6-4	7-4-2	20-6-0						
vs Arizona State	11-25-11	56-84	L	9-0-0	4-1-0	5-1-1	3-1-1	17-5-2	2-4-1	8-3-0						
vs Texas Tech	11/27/11	70-61	w	14-3-2	0-0-0	0-3-0	3-3-2	20-2-5	9-6-2	20-9-0						
at Nebraska	11/30/11	55-53	w	2-1-3	0-0-0	0-1-0	13-3-0	12-4-5	4-6-2	11-2-1						
RICHMOND	12/03/11	62-70	L	8-2-2	2-0-2	0-1-0	2-1-2	18-6-1	4-4-1	25-7-2						
at High Point	12/07/11	87-83	w	20-3-6	4-1-3	DNP	6-3-1	20-4-3	12-7-2	18-3-3						
at Seton Hall	12/10/11	54-68	L	9-4-2	0-0-1	DNP	2-0-1	12-2-1	4-4-0	17-7-0						
GARDNER-WEBB	12/18/11	67-59	w	9-3-3	0-0-2	2-0-0	11-5-2	18-2-2	0-1-3	15-7-1						
UNC WILMINGTON	12/21/11	87-78	w	15-2-1	0-0-0	1-2-1	14-4-1	23-2-4	13-3-2	11-7-0						
YALE	12/29/11	72-71	w	10-3-6	0-0-0	2-0-0	0-1-1	23-3-1	13-2-1	14-7-3						
WOFFORD	01/02/12	52-56	L	11-3-2	0-1-0	2-1-0	2-4-1	DNP	6-3-3	25-6-1						
VIRGINIA TECH	01/07/12	58-55	w	7-4-1	DNP	0-0-0	8-0-1	13-5-4	9-10-1	12-15-1						
at Maryland	01/11/12	64-70	L	11-4-4	0-0-0	1-2-0	3-3-1	10-5-2	4-5-1	25-7-1						
NC STATE	01/14/12	40-76	L	3-1-3	2-3-0	2-1-0	7-5-2	10-1-0	2-3-1	2-4-1						
at Duke	01/19/12	73-91	L	13-3-2	DNP	1-1-0	5-1-1	20-3-3	12-4-0	16-10-1						
at Boston College	01/21/12	71-56	w	9-2-6	DNP	0-0-0	13-1-0	15-3-5	6-2-1	20-10-1						
FLORIDA STATE	01/25/12	52-75	L	11-3-3	DNP	0-1-0	7-1-0	16-3-2	13-3-0	3-9-1						

Opponent	Date	Score	33		40		41		43		45	
			DESROSISIERS	WALKER,TY	GODWIN,BRO	INGLE,AARO	KEENAN,RYA					
LOYOLA (MD.)	11/11/11	75-63	w	8-10-1	DNP	DNP	DNP	0-1-0				
GEORGIA SOUTHERN	11/16/11	81-72	w	4-6-3	DNP	DNP	DNP	DNP				
NC CENTRAL	11/20/11	93-79	w	4-4-1	DNP	DNP	DNP	DNP				
vs Dayton	11/24/11	76-80	L	2-3-1	DNP	DNP	DNP	DNP				
vs Arizona State	11-25-11	56-84	L	8-4-0	DNP	0-2-0	0-0-0	0-2-1				
vs Texas Tech	11/27/11	70-61	w	4-4-0	DNP	DNP	DNP	DNP				
at Nebraska	11/30/11	55-53	w	13-12-0	DNP	DNP	DNP	DNP				
RICHMOND	12/03/11	62-70	L	3-1-1	DNP	DNP	DNP	DNP				
at High Point	12/07/11	87-83	w	7-4-1	DNP	0-0-0	DNP	0-0-0				
at Seton Hall	12/10/11	54-68	L	8-3-1	2-3-0	DNP	DNP	DNP				
GARDNER-WEBB	12/18/11	67-59	w	0-5-1	12-9-0	DNP	DNP	DNP				
UNC WILMINGTON	12/21/11	87-78	w	10-11-1	0-3-0	DNP	DNP	DNP				
YALE	12/29/11	72-71	w	8-10-0	2-0-0	DNP	DNP	DNP				
WOFFORD	01/02/12	52-56	L	0-2-1	6-12-3	DNP	0-1-0	DNP				
VIRGINIA TECH	01/07/12	58-55	w	5-1-3	4-2-2	DNP	DNP	DNP				
at Maryland	01/11/12	64-70	L	2-1-0	8-9-1	DNP	DNP	DNP				
NC STATE	01/14/12	40-76	L	2-4-0	8-7-0	2-1-0	DNP	0-0-0				
at Duke	01/19/12	73-91	L	2-2-1	4-2-0	DNP	DNP	0-0-0				
at Boston College	01/21/12	71-56	w	2-8-1	6-11-1	DNP	DNP	0-0-0				
FLORIDA STATE	01/25/12	52-75	L	0-1-0	0-4-1	2-0-0	0-0-0	0-0-0				

2011-12 SEASON SCHEDULE & RESULTS

OVERALL: 11-9 / ACC: 2-4 / HOME: 7-4 / ROAD: 3-3 / NEUTRAL: 1-2

Date	WFU Rank	OPP Rank	Opponent	W/L	Score	Record	WFU High Scorer	OPP High Scorer	High Rebounds	High Assists	Attend.
N11	--	--	LOYOLA (MD.)	W	75-63	1-0	C.J. Harris 20	Dylon Cormier 13	Carson Desrosiers 10	Anthony Fields 3	6,022
N16	--	--	GEORGIA SOUTHERN	W	81-72	2-0	Travis McKie 23	Eric Ferguson 18 Jelani Hewitt 18	Travis McKie 7	Tony Chennault 4 Anthony Fields 4	6,719
N20	--	--	NC CENTRAL	W	93-79	3-0	Travis McKie 25	Ray Willis 23	Travis McKie 7	Tony Chennault 6	6,901
N24	--	--	vs. Dayton %	L	76-80	3-1	Travis McKie 20	Paul Williams 20	Tony Chennault 6 C.J. Harris 6 Travis McKie 6	Anthony Fields 4 C.J. Harris 4	3,537
N25	--	--	vs. Arizona State %	L	56-84	3-2	C.J. Harris 17	Keala King 25	C.J. Harris 5	C.J. Harris 2	3,680
N27	--	--	vs. Texas Tech %	W	70-62	4-2	C.J. Harris 20 Travis McKie 20	Jaron Nash 15 Javarez Willis 15	Travis McKie 9	C.J. Harris 5	1,728
N30	--	--	at Nebraska &	W	55-53	5-2	Carson Desrosiers 13 Chase Fischer 13	Bo Spencer 13	Carson Desrosiers 12	C.J. Harris 5	9,769
D3	--	--	RICHMOND	L	62-70	5-3	Travis McKie 25	Kendall Anthony 21	Travis McKie 7	Chennault, Fields, Fischer, McKie 2 Chase Fischer 2 Travis McKie 2	7,813
D7	--	--	at High Point	W	87-83	6-3	Tony Chennault 20 C.J. Harris 20	Nick Barbour 35	Nikita Mescheriakov 7	Tony Chennault 6	1,801
D10	--	--	at Seton Hall	L	54-68	6-4	Travis McKie 17	Herb Pope 26	Travis McKie 7	Tony Chennault 2	6,981
D18	--	--	GARDNER-WEBB	W	67-59	7-4	C.J. Harris 18	Tashan Newsome 24	Ty Walker 9	Tony Chennault 3 N. Mescheriakov 3	6,717
D21	--	--	UNC WILMINGTON	W	87-78	8-4	C.J. Harris 23	Adam Smith 32	Carson Desrosiers 11	C.J. Harris 4	7,586
D29	--	--	YALE	W	72-71	9-4	C.J. Harris 23	Greg Mangano 20	Carson Desrosiers 10	Tony Chennault 6	8,183
J2	--	--	WOFFORD	L	52-56	9-5	Travis McKie 25	Brad Loesing 17	Ty Walker 12	N. Mescheriakov 3 Ty Walker 3	6,342
J7	--	--	VIRGINIA TECH*	W	58-55	10-5, 1-0	C.J. Harris 13	Erick Green 19	Travis McKie 15	C.J. Harris 4	10,037
J11	--	--	at Maryland*	L	64-70	10-6, 1-1	Travis McKie 25	Terrell Stoglin 20	Ty Walker 9	Tony Chennault 4	13,357
J14	--	--	NC STATE*	L	40-76	10-7, 1-2	C.J. Harris 10	Lorenzo Brown 20	Ty Walker 7	Tony Chennault 3	11,101
J19	--	4/4	at Duke*	L	73-91	10-8, 1-3	C.J. Harris 20	Andre Dawkins 21	Travis McKie 10	C.J. Harris 3	9,314
J21	--	--	at Boston College*	W	71-56	11-8, 2-3	Travis McKie 20	Ryan Anderson 13	Ty Walker 11	Tony Chennault 6	4,986
J25	--	23/rv	FLORIDA STATE*	L	52-75	11-9, 2-4	C.J. Harris 16	Michael Snaer 18	Travis McKie 9	Tony Chennault 3	9,147
J28	--	--	at Clemson*	12:00							
J31	--	7/8	NORTH CAROLINA*	9:00							
F4	--	--	at NC State*	1:00							
F8	--	15/17	at Virginia*	7:30							
F11	--	--	CLEMSON*	4:00							
F15	--	--	GEORGIA TECH*	7:30							
F18	--	--	at Miami*	1:00							
F25	--	--	BOSTON COLLEGE*	1:00							
F28	--	8/6	DUKE*	9:00							
M3	--	--	at Georgia Tech*	12:00							
M8-11			ACC Tournament #	TBD							

CAPS - home game

* - ACC game

% - Old Spice Classic (Orlando, Fla.)

& - ACC/Big Ten Challenge

- ACC Tournament at Atlanta, Ga. (Philips Arena)

Rank = Associated Press / Coaches (For teams played, ranking is at time of game; For future opponents, ranking is current.)

All times listed are Eastern Standard Time.

SEASON STATISTICS BREAKDOWN

OVERALL STATISTICS		W-L: 11-9 / ACC: 2-4 / HOME: 7-4 / ROAD: 3-3 / NEUTRAL: 1-2																										
#	Player	GP	GS	Min	Avg	FG	FGA	Pct	3FG	FGA	Pct	FT	FTA	Pct	Off	Def	Tot	Avg	PF	FO	A	TO	Blk	Stl	Pts	Avg		
11	Harris,C.J.	19	19	656	34.5	98	195	.503	31	63	.492	100	123	.813	12	52	64	3.4	47	0	48	52	1	21	327	17.2		
30	McKie,Travis	20	20	692	34.6	118	247	.478	21	60	.350	72	100	.720	48	89	137	6.9	48	1	20	51	13	20	329	16.5		
01	Chennault,Tony	20	20	612	30.6	79	181	.436	8	31	.258	47	74	.635	15	43	58	2.9	57	0	58	40	1	24	213	10.7		
25	Mescheriakov,Nikita	20	20	497	24.9	45	128	.352	12	51	.235	45	64	.703	10	71	81	4.1	64	2	29	38	5	11	147	7.4		
10	Fischer,Chase	20	1	544	27.2	42	116	.362	29	87	.333	23	27	.852	6	38	44	2.2	31	1	27	25	1	15	136	6.8		
40	Walker,Ty	11	6	216	19.6	23	43	.535	0	0	.000	6	8	.750	19	43	62	5.6	14	0	8	13	33	3	52	4.7		
33	Desrosiers,Carson	20	14	456	22.8	35	84	.417	5	18	.278	17	30	.567	19	77	96	4.8	54	2	17	17	47	9	92	4.6		
02	Fields,Anthony	16	0	178	11.1	7	31	.226	1	11	.091	7	12	.583	1	11	12	0.8	12	0	21	16	0	5	22	1.4		
04	Green,Daniel	18	0	120	6.7	7	17	.412	0	0	.000	9	16	.563	7	17	24	1.3	18	0	3	7	2	2	23	1.3		
41	Godwin,Brooks	4	0	9	2.3	1	2	.500	0	0	.000	2	2	1.000	1	2	3	0.8	0	0	0	0	0	0	4	1.0		
43	Ingle,Aaron	3	0	8	2.7	0	0	.000	0	0	.000	0	0	.000	0	1	1	0.3	0	0	0	0	0	1	0	0.0		
45	Keenan,Ryan	7	0	12	1.7	0	3	.000	0	1	.000	0	0	.000	1	2	3	0.4	1	0	1	1	0	0	0	0.0		
TM	TEAM.....														32	35	67	3.4	0			3			0			
	Total.....	20				455	1047	.435	107	322	.332	328	456	.719	171	481	652	32.6	346	6	232	263	103	111	1345	67.2		
	Opponents.....	20				501	1162	.431	138	414	.333	260	374	.695	247	486	733	36.7	404	15	246	262	86	127	1400	70.0		
SCORE BY PERIODS		1ST	2ND	OT	TOTAL																							
Wake Forest		591	754	--	1345																							
Opponents		631	769	--	1400																							

ACC STATISTICS		W-L: 2-4 / HOME: 1-2 / ROAD: 1-2																										
#	Player	GP	GS	Min	Avg	FG	FGA	Pct	3FG	FGA	Pct	FT	FTA	Pct	Off	Def	Tot	Avg	PF	FO	A	TO	Blk	Stl	Pts	Avg		
11	Harris,C.J.	6	6	208	34.7	24	57	.421	7	18	.389	29	32	.906	3	17	20	3.3	11	0	16	18	1	4	84	14.0		
30	McKie,Travis	6	6	205	34.2	31	76	.408	5	19	.263	11	17	.647	21	34	55	9.2	17	1	6	19	3	3	78	13.0		
01	Chennault,Tony	6	6	198	33.0	21	49	.429	3	9	.333	9	17	.529	4	13	17	2.8	15	0	19	12	0	6	54	9.0		
25	Mescheriakov,Nikita	6	6	142	23.7	16	40	.400	2	16	.125	12	17	.706	3	24	27	4.5	21	1	4	14	2	4	46	7.7		
10	Fischer,Chase	6	0	155	25.8	13	38	.342	9	27	.333	8	10	.800	0	11	11	1.8	8	0	5	8	0	1	43	7.2		
40	Walker,Ty	6	6	137	22.8	12	27	.444	0	0	.000	6	8	.750	10	25	35	5.8	11	0	5	11	26	3	30	5.0		
33	Desrosiers,Carson	6	0	95	15.8	5	18	.278	1	8	.125	2	2	1.000	5	12	17	2.8	15	1	5	2	11	3	13	2.2		
41	Godwin,Brooks	2	0	2	1.0	1	1	1.000	0	0	.000	2	2	1.000	1	0	1	0.5	0	0	0	0	0	0	4	2.0		
02	Fields,Anthony	2	0	16	8.0	1	8	.125	0	2	.000	0	0	.000	1	2	3	1.5	1	0	0	2	0	0	2	1.0		
04	Green,Daniel	6	0	34	5.7	1	3	.333	0	0	.000	2	4	.500	1	4	5	0.8	4	0	0	1	0	0	4	0.7		
45	Keenan,Ryan	4	0	7	1.8	0	1	.000	0	1	.000	0	0	.000	0	0	0	0.0	0	0	0	0	0	0	0	0.0		
43	Ingle,Aaron	1	0	1	1.0	0	0	.000	0	0	.000	0	0	.000	0	0	0	0.0	0	0	0	0	0	0	0	0.0		
TM	TEAM.....														10	12	22	3.7	0			1			0			
	Total.....	6				125	318	.393	27	100	.270	81	109	.743	59	154	213	35.5	103	3	60	88	43	24	358	59.7		
	Opponents.....	6				154	362	.425	41	118	.347	74	107	.692	76	153	229	38.2	105	2	80	64	21	39	423	70.5		
SCORE BY PERIODS		1ST	2ND	OT	TOTAL																							
Wake Forest		162	196	--	358																							
Opponents		197	226	--	423																							

NON-CONFERENCE STATISTICS		W-L: 9-5 / HOME: 6-2 / ROAD: 2-1 / NEUTRAL: 1-2																										
#	Player	GP	GS	Min	Avg	FG	FGA	Pct	3FG	FGA	Pct	FT	FTA	Pct	Off	Def	Tot	Avg	PF	FO	A	TO	Blk	Stl	Pts	Avg		
11	Harris,C.J.	13	13	448	34.5	74	138	.536	24	45	.533	71	91	.780	9	35	44	3.4	36	0	32	34	0	17	243	18.7		
30	McKie,Travis	14	14	487	34.8	87	171	.509	16	41	.390	61	83	.735	27	55	82	5.9	31	0	14	32	10	17	251	17.9		
01	Chennault,Tony	14	14	414	29.6	58	132	.439	5	22	.227	38	57	.667	11	30	41	2.9	42	0	39	28	1	18	159	11.4		
25	Mescheriakov,Nikita	14	14	355	25.4	29	88	.330	10	35	.286	33	47	.702	7	47	54	3.9	43	1	25	24	3	7	101	7.2		
10	Fischer,Chase	14	1	389	27.8	29	78	.372	20	60	.333	15	17	.882	6	27	33	2.4	23	1	22	17	1	14	93	6.6		
33	Desrosiers,Carson	14	14	361	25.8	30	66	.455	4	10	.400	15	28	.536	14	65	79	5.6	39	1	12	15	36	6	79	5.6		
40	Walker,Ty	5	0	79	15.8	11	16	.688	0	0	.000	0	0	.000	9	18	27	5.4	3	0	3	2	7	0	22	4.4		
04	Green,Daniel	12	0	86	7.2	6	14	.429	0	0	.000	7	12	.583	6	13	19	1.6	14	0	3	6	2	2	19	1.6		
02	Fields,Anthony	14	0	162	11.6	6	23	.261	1	9	.111	7	12	.583	0	9	9	0.6	11	0	21	14	0	5	20	1.4		
43	Ingle,Aaron	2	0	7	3.5	0	0	.000	0	0	.000	0	0	.000	0	1	1	0.5	0	0	0	0	0	1	0	0.0		
45	Keenan,Ryan	3	0	5	1.7	0	2	.000	0	0	.000	0	0	.000	1	2	3	1.0	1	0	1	1	0	0	0	0.0		
41	Godwin,Brooks	2	0	7	3.5	0	1	.000	0	0	.000	0	0	.000	0	2	2	1.0	0	0	0	0	0	0	0	0.0		
TM	TEAM.....														22	23	45	3.2	0			2			0			
	Total.....	14				330	729	.453	80	222	.360	247	347	.712	112	327	439	31.4	243	3	172	175	60	87	987	70.5		
	Opponents.....	14				347	800	.434	97	296	.328	186	267	.697	171	333	504	36.0	299	13	166	198	65	88	977	69.8		
SCORE BY PERIODS		1ST	2ND	OT	TOTAL																							
Wake Forest		429	558	--	987																							
Opponents		434	543	--	977																							

HOME GAMES		W-L: 7-4 / ACC: 1-2 / NON-CONFERENCE: 6-2																								
#	Player	GP	GS	Min	Avg	FG	FGA	Pct	3FG	FGA	Pct	FT	FTA	Pct	Off	Def	Tot	Avg	PF	FO	A	TO	Blk	Stl	Pts	Avg
11	Harris,C.J.	10	10	355	35.5	54	103	.524	19	31	.613	56	73	.767	6	24	30	3.0	21	0	18	25	1	13	183	18.3
30	McKie,Travis	11	11	375	34.1	63	129	.488	11	29	.379	37	51	.725	30	50	80	7.3	32	1	13	33	7	12	174	15.8
01	Chennault,Tony	11	11	331	30.1	41	99	.414	4	15</																

SEASON STATISTICS BREAKDOWN

ROAD GAMES W-L: 3-3 / ACC: 1-2 / NON-CONFERENCE: 2-1

#	Player	GP	GS	Min	Avg	FG	FGA	Pct	3FG	FGA	Pct	FT	FTA	Pct	Off	Def	Tot	Avg	PF	FO	A	TO	Bk	Stl	Pts	Avg
30	McKie, Travis	6	6	218	36.3	41	82	.500	6	19	.316	19	28	.679	13	26	39	6.5	11	0	7	11	3	4	107	17.8
11	Harris, C.J.	6	6	196	32.7	29	55	.527	7	17	.412	24	28	.857	3	18	21	3.5	18	0	19	21	0	7	89	14.8
01	Chennault, Tony	6	6	204	34.0	22	52	.423	4	13	.308	16	28	.571	2	15	17	2.8	17	0	23	7	1	5	64	10.7
25	Mescheriakov, Nikita	6	6	142	23.7	15	32	.469	3	13	.231	9	14	.643	4	24	28	4.7	17	0	6	13	1	3	42	7.0
10	Fischer, Chase	6	0	158	26.3	14	35	.400	10	27	.370	4	6	.667	0	11	11	1.8	12	0	4	5	0	2	42	7.0
33	Desrosiers, Carson	6	3	143	23.8	12	29	.414	3	10	.300	7	9	.778	4	26	30	5.0	18	2	4	4	11	4	34	5.7
40	Walker, Ty	4	3	81	20.3	8	17	.471	0	0	.000	4	6	.667	7	18	25	6.3	12	0	2	7	19	1	20	5.0
02	Fields, Anthony	4	0	36	9.0	1	6	.167	0	3	.000	2	2	1.000	0	1	1	0.3	4	0	4	0	0	2	4	1.0
04	Green, Daniel	4	0	16	4.0	0	3	.000	0	0	.000	2	4	.500	2	2	4	1.0	3	0	0	1	0	0	2	0.5
45	Keenan, Ryan	3	0	4	1.3	0	0	.000	0	0	.000	0	0	.000	0	0	0	0.0	1	0	0	1	0	0	0	0.0
41	Godwin, Brooks	1	0	2	2.0	0	0	.000	0	0	.000	0	0	.000	0	0	0	0.0	0	0	0	0	0	0	0	0.0
TM	TEAM.....														8	12	20	3.3	0			0			0	
	Total.....	6				142	311	.457	33	102	.324	87	125	.696	43	153	196	32.7	113	2	69	70	35	28	404	67.3
	Opponents.....	6				145	347	.418	44	131	.336	87	134	.649	77	145	222	37.0	110	3	84	60	22	33	421	70.2

SCORE BY PERIODS	1ST	2ND	OT	TOTAL
Wake Forest	182	222	--	404
Opponents	206	215	--	421

NEUTRAL SITE GAMES W-L: 1-2 / ACC: 0-0 / NON-CONFERENCE: 1-2

#	Player	GP	GS	Min	Avg	FG	FGA	Pct	3FG	FGA	Pct	FT	FTA	Pct	Off	Def	Tot	Avg	PF	FO	A	TO	Bk	Stl	Pts	Avg
11	Harris, C.J.	3	3	105	35.0	15	37	.405	5	15	.333	20	22	.909	3	10	13	4.3	8	0	11	6	0	1	55	18.3
30	McKie, Travis	3	3	99	33.0	14	36	.389	4	12	.333	16	21	.762	5	13	18	6.0	5	0	0	7	3	4	48	16.0
01	Chennault, Tony	3	3	77	25.7	16	30	.533	0	3	.000	8	15	.533	4	5	9	3.0	8	0	2	6	0	5	40	13.3
25	Mescheriakov, Nikita	3	3	81	27.0	5	22	.227	1	8	.125	7	8	.875	1	13	14	4.7	9	0	5	3	0	3	18	6.0
10	Fischer, Chase	3	0	87	29.0	6	16	.375	6	16	.375	0	0	.000	1	6	7	2.3	5	0	4	2	0	2	18	6.0
33	Desrosiers, Carson	3	3	61	20.3	5	14	.357	0	0	.000	4	7	.571	3	8	11	3.7	9	0	1	4	6	3	14	4.7
04	Green, Daniel	3	0	35	11.7	2	2	1.000	0	0	.000	1	2	.500	1	3	4	1.3	4	0	2	2	2	1	5	1.7
02	Fields, Anthony	3	0	46	15.3	2	4	.500	0	0	.000	0	0	.000	0	2	2	0.7	3	0	4	4	0	2	4	1.3
43	Ingle, Aaron	1	0	1	1.0	0	0	.000	0	0	.000	0	0	.000	0	0	0	0.0	0	0	0	0	0	0	0	0.0
45	Keenan, Ryan	1	0	3	3.0	0	2	.000	0	0	.000	0	0	.000	1	1	2	2.0	0	0	1	0	0	0	0	0.0
41	Godwin, Brooks	1	0	5	5.0	0	1	.000	0	0	.000	0	0	.000	0	2	2	2.0	0	0	0	0	0	0	0	0.0
TM	TEAM.....														3	1	4	1.3	0			0			0	
	Total.....	3				65	164	.396	16	54	.296	56	75	.747	22	64	86	28.7	51	0	30	34	11	21	202	67.3
	Opponents.....	3				83	170	.488	19	56	.339	40	50	.800	29	83	112	37.3	66	1	36	50	15	15	225	75.0

SCORE BY PERIODS	1ST	2ND	OT	TOTAL
Wake Forest	88	114	--	202
Opponents	99	126	--	225

GAMES WON OVERALL: 11 / ACC: 2 / NON-CONFERENCE: 9 / HOME: 7 / ROAD: 3 / NEUTRAL: 1

#	Player	GP	GS	Min	Avg	FG	FGA	Pct	3FG	FGA	Pct	FT	FTA	Pct	Off	Def	Tot	Avg	PF	FO	A	TO	Bk	Stl	Pts	Avg
11	Harris, C.J.	11	11	379	34.5	63	110	.573	21	34	.618	59	77	.766	5	28	33	3.0	29	0	33	31	0	17	206	18.7
30	McKie, Travis	11	11	380	34.5	69	134	.515	14	32	.438	36	53	.679	28	50	78	7.1	23	0	13	25	9	12	188	17.1
01	Chennault, Tony	11	11	337	30.6	42	100	.420	5	18	.278	32	45	.711	8	24	32	2.9	29	0	40	21	1	16	121	11.0
25	Mescheriakov, Nikita	11	11	275	25.0	28	73	.384	9	30	.300	28	41	.683	7	40	47	4.3	34	1	20	20	4	6	93	8.5
10	Fischer, Chase	11	0	299	27.2	29	66	.439	20	50	.400	15	18	.833	3	22	25	2.3	20	1	17	13	1	10	93	8.5
33	Desrosiers, Carson	11	9	277	25.2	25	52	.481	5	13	.385	10	21	.476	11	64	75	6.8	23	0	12	12	29	5	65	5.9
40	Walker, Ty	5	2	92	18.4	10	20	.500	0	0	.000	4	4	1.000	10	15	25	5.0	4	0	3	6	10	2	24	4.8
02	Fields, Anthony	9	0	96	10.7	4	17	.235	1	7	.143	5	10	.500	0	6	6	0.7	6	0	14	7	0	4	14	1.6
04	Green, Daniel	10	0	61	6.1	3	8	.375	0	0	.000	6	10	.600	4	12	16	1.6	13	0	1	4	2	0	12	1.2
41	Godwin, Brooks	1	0	2	2.0	0	0	.000	0	0	.000	0	0	.000	0	0	0	0.0	0	0	0	0	0	0	0	0.0
45	Keenan, Ryan	3	0	2	0.7	0	0	.000	0	0	.000	0	0	.000	0	1	1	0.3	1	0	0	1	0	0	0	0.0
TM	TEAM.....														15	22	37	3.4	0			2			0	
	Total.....	11				273	580	.471	75	184	.408	195	279	.699	91	284	375	34.1	182	2	153	142	56	72	816	74.2
	Opponents.....	11				263	649	.405	71	235	.302	133	188	.707	136	259	395	35.9	236	12	130	159	49	73	730	66.4

SCORE BY PERIODS	1ST	2ND	OT	TOTAL
Wake Forest	375	441	--	816
Opponents	316	414	--	730

GAMES LOST OVERALL: 9 / ACC: 4 / NON-CONFERENCE: 5 / HOME: 4 / ROAD: 3 / NEUTRAL: 2

#	Player	GP	GS	Min	Avg	FG	FGA	Pct	3FG	FGA	Pct	FT	FTA	Pct	Off	Def	Tot	Avg	PF	FO	A	TO	Bk	Stl	Pts	Avg
30	McKie, Travis	9	9	312	34.7	49	113	.434	7	28	.250	36	47	.766	20	39	59	6.6	25	1	7	26	4	8	141	15.7
11	Harris, C.J.	8	8	277	34.6	35	85	.412	10	29	.345	41	46	.891	7	24	31	3.9	18	0	15	21	1	4	121	15.1
01	Chennault, Tony	9	9	275	30.6	37	81	.457	3	13	.231	15	29	.517	7	19	26	2.9	28	0	18	19	0	8	92	10.2
25	Mescheriakov, Nikita	9	9	222	24.7	17	55	.309	3	21	.143	17	23	.739	3	31	34	3.8	30	1	9	18	1	5	54	6.0
10	Fischer, Chase	9	1	245	27.2	13	50	.260	9	37	.243	8	9	.889	3	16	19	2.1	11	0	10	12	0	5	43	4.8
40	Walker, Ty	6	4	124	20.7	13	23	.565	0	0	.000	2	4	.5												

SEASON STATISTICS BREAKDOWN

WHEN STARTING THE GAME

#	Player	GP	GS	Min	Avg	FG	FGA	Pct	3FG	FGA	Pct	FT	FTA	Pct	Off	Def	Tot	Avg	PF	FO	A	TO	Blk	Stl	Pts	Avg
11	Harris,C.J.	19	19	656	34.5	98	195	.503	31	63	.492	100	123	.813	12	52	64	3.4	47	0	48	52	1	21	327	17.2
30	McKie,Travis	20	20	692	34.6	118	247	.478	21	60	.350	72	100	.720	48	89	137	6.9	48	1	20	51	13	20	329	16.5
01	Chennault,Tony	20	20	612	30.6	79	181	.436	8	31	.258	47	74	.635	15	43	58	2.9	57	0	58	40	1	24	213	10.7
25	Mescheriakov,Nikita	20	20	497	24.9	45	128	.352	12	51	.235	45	64	.703	10	71	81	4.1	64	2	29	38	5	11	147	7.4
33	Desrosiers,Carson	14	14	361	25.8	30	66	.455	4	10	.400	15	28	.536	14	65	79	5.6	39	1	12	15	36	6	79	5.6
40	Walker,Ty	6	6	137	22.8	12	27	.444	0	0	.000	6	8	.750	10	25	35	5.8	11	0	5	11	26	3	30	5.0
10	Fischer,Chase	1	1	37	37.0	1	7	.143	0	5	.000	0	0	.000	1	3	4	4.0	1	0	1	4	0	0	2	2.0
	Total.....	20				383	851	.450	76	220	.345	285	397	.718	110	348	458	22.9	267	4	173	211	82	85	1127	56.3
	Opponents.....	20				377	824	.458	110	297	.370	189	268	.705	133	332	465	23.3	259	11	181	179	59	84	1053	52.7

WHEN COMING OFF THE BENCH

#	Player	GP	GS	Min	Avg	FG	FGA	Pct	3FG	FGA	Pct	FT	FTA	Pct	Off	Def	Tot	Avg	PF	FO	A	TO	Blk	Stl	Pts	Avg
10	Fischer,Chase	19	0	507	26.7	41	109	.376	29	82	.354	23	27	.852	5	35	40	2.1	30	1	26	21	1	15	134	7.1
40	Walker,Ty	5	0	79	15.8	11	16	.688	0	0	.000	0	0	.000	9	18	27	5.4	3	0	3	2	7	0	22	4.4
33	Desrosiers,Carson	6	0	95	15.8	5	18	.278	1	8	.125	2	2	1.000	5	12	17	2.8	15	1	5	2	11	3	13	2.2
02	Fields,Anthony	16	0	178	11.1	7	31	.226	1	11	.091	7	12	.583	1	11	12	0.8	12	0	21	16	0	5	22	1.4
04	Green,Daniel	18	0	120	6.7	7	17	.412	0	0	.000	9	16	.563	7	17	24	1.3	18	0	3	7	2	2	23	1.3
41	Godwin,Brooks	4	0	9	2.3	1	2	.500	0	0	.000	2	2	1.000	1	2	3	0.8	0	0	0	0	0	0	4	1.0
43	Ingle,Aaron	3	0	8	2.7	0	0	.000	0	0	.000	0	0	.000	0	1	1	0.3	0	0	0	0	0	1	0	0.0
45	Keenan,Ryan	7	0	12	1.7	0	3	.000	0	1	.000	0	0	.000	1	2	3	0.4	1	0	1	1	0	0	0	0.0
TM	TEAM.....														32	35	67	3.4	0			3			0	
	Total.....	20				72	196	.367	31	102	.304	43	59	.729	61	133	194	9.7	79	2	59	52	21	26	218	10.9
	Opponents.....	20				124	338	.367	28	117	.239	71	106	.670	114	154	268	13.4	145	4	65	83	27	43	347	17.4

FIRST HALF ONLY

#	Player	GP	GS	Min	Avg	FG	FGA	Pct	3FG	FGA	Pct	FT	FTA	Pct	Off	Def	Tot	Avg	PF	FO	A	TO	Blk	Stl	Pts	Avg
30	McKie,Travis	20	20	343	17.2	60	126	.476	11	30	.367	26	37	.703	24	43	67	3.4	15	0	12	18	3	7	157	7.9
11	Harris,C.J.	19	19	328	17.3	42	92	.457	11	25	.440	49	61	.803	5	35	40	2.1	23	0	23	29	1	10	144	7.6
25	Mescheriakov,Nikita	20	20	255	12.8	27	69	.391	9	32	.281	20	29	.690	6	36	42	2.1	31	0	17	25	1	5	83	4.2
01	Chennault,Tony	20	20	315	15.8	29	89	.326	5	21	.238	10	21	.476	8	21	29	1.5	24	0	28	24	1	10	73	3.7
10	Fischer,Chase	20	1	249	12.5	18	46	.391	11	32	.344	7	9	.778	4	19	23	1.2	13	0	12	18	1	10	54	2.7
33	Desrosiers,Carson	20	14	229	11.5	16	43	.372	1	10	.100	9	13	.692	8	47	55	2.8	24	0	10	8	23	3	42	2.1
40	Walker,Ty	11	6	117	10.6	9	20	.450	0	0	.000	1	2	.500	6	23	29	2.6	5	0	8	7	20	1	19	1.7
02	Fields,Anthony	16	0	95	5.9	3	16	.188	1	6	.167	4	6	.667	0	6	6	0.4	5	0	7	11	0	4	11	0.7
04	Green,Daniel	18	0	63	3.5	4	11	.364	0	0	.000	0	0	.000	3	9	12	0.7	12	0	0	3	2	1	8	0.4
43	Ingle,Aaron	3	0	0	0.0	0	0	.000	0	0	.000	0	0	.000	0	0	0	0.0	0	0	0	0	0	0	0	0.0
45	Keenan,Ryan	7	0	2	0.3	0	0	.000	0	0	.000	0	0	.000	0	0	0	0.0	1	0	0	1	0	0	0	0.0
41	Godwin,Brooks	4	0	4	1.0	0	1	.000	0	0	.000	0	0	.000	0	1	1	0.3	0	0	0	0	0	0	0	0.0
TM	TEAM.....														11	19	30	1.5	0			1			0	
	Total.....	20				208	513	.405	49	156	.314	126	178	.708	75	259	334	16.7	153	0	117	145	52	51	591	29.6
	Opponents.....	20				235	585	.402	63	208	.303	98	149	.658	124	256	380	19.0	169	0	112	133	40	60	631	31.6

SECOND HALF ONLY

#	Player	GP	GS	Min	Avg	FG	FGA	Pct	3FG	FGA	Pct	FT	FTA	Pct	Off	Def	Tot	Avg	PF	FO	A	TO	Blk	Stl	Pts	Avg
11	Harris,C.J.	19	19	328	17.3	56	103	.544	20	38	.526	51	62	.823	7	17	24	1.3	24	0	25	23	0	11	183	9.6
30	McKie,Travis	20	20	349	17.5	58	121	.479	10	30	.333	46	63	.730	24	46	70	3.5	33	1	8	33	10	13	172	8.6
01	Chennault,Tony	20	20	297	14.9	50	92	.543	3	10	.300	37	53	.698	7	22	29	1.5	33	0	30	16	0	14	140	7.0
10	Fischer,Chase	20	1	295	14.8	24	70	.343	18	55	.327	16	18	.889	2	19	21	1.1	18	0	15	7	0	5	82	4.1
25	Mescheriakov,Nikita	20	20	242	12.1	18	59	.305	3	19	.158	25	35	.714	4	35	39	2.0	33	0	12	13	4	6	64	3.2
40	Walker,Ty	11	6	99	9.0	14	23	.609	0	0	.000	5	6	.833	13	20	33	3.0	9	0	0	6	13	2	33	3.0
33	Desrosiers,Carson	20	14	227	11.4	19	41	.463	4	8	.500	8	17	.471	11	30	41	2.1	30	0	7	9	24	6	50	2.5
41	Godwin,Brooks	4	0	5	1.3	1	1	1.000	0	0	.000	2	2	1.000	1	1	2	0.5	0	0	0	0	0	0	4	1.0
04	Green,Daniel	18	0	57	3.2	3	6	.500	0	0	.000	9	16	.563	4	8	12	0.7	6	0	3	4	0	1	15	0.8
02	Fields,Anthony	16	0	83	5.2	4	15	.267	0	5	.000	3	6	.500	1	5	6	0.4	7	0	14	5	0	1	11	0.7
43	Ingle,Aaron	3	0	8	2.7	0	0	.000	0	0	.000	0	0	.000	0	1	1	0.3	0	0	0	0	0	1	0	0.0
45	Keenan,Ryan	7	0	10	1.4	0	3	.000	0	1	.000	0	0	.000	1	2	3	0.4	0	0	1	0	0	0	0	0.0
TM	TEAM.....														21	16	37	1.9	0			2			0	
	Total.....	20				247	534	.463	58	166	.349	202	278	.727	96	222	318	15.9	193	1	115	118	51	60	754	37.7
	Opponents.....	20				266	577	.461	75	206	.364	162	225	.720	123	230	353	17.7	235	1	134	129	46	67	769	38.5

INDIVIDUAL & TEAM SUPERLATIVES

INDIVIDUAL	WAKE FOREST	OPPONENT
Points scored	25, 4 times (last: Travis McKie at Maryland, 1.11)	35, Nick Barbour of High Point (12.7)
*Points scored/half	18 (2nd), C.J. Harris vs. NC Central (11.20)	27 (2nd), Adam Smith of UNC Wilmington (12.21)
Offensive rebounds	6, Travis McKie vs. Virginia Tech (1.7)	6, 4 times (last: Ryan Kelly of Duke, 1.19)
Defensive rebounds	12, Carson Desrosiers at Nebraska (11.30)	11, Herb Pope of Seton Hall (12.10)
Total rebounds	15, Travis McKie vs. Virginia Tech (1.7)	14, Herb Pope of Seton Hall (12.10)
Field goals	10, Travis McKie vs. Richmond (12.3)	12, Nick Barbour of High Point (12.7) 12, Adam Smith of UNC Wilmington (12.21)
Field goal attempts	18, Travis McKie at Boston College (1.21)	22, Adam Smith of UNC Wilmington (12.21)
Field goal percentage (min. 5 made)	.727 (8-11), C.J. Harris vs. NC Central (11.20)	.889 (8-9), Herb Pope of Seton Hall (12.10)
Field goal percentage (min. 10 made)	.588 (10-17), Travis McKie vs. Richmond (12.3)	.667 (12-18), Nick Barbour of High Point (12.7)
3-Point field goals	4, 4 times (last: Travis McKie at Maryland, 1.11)	7, 3 times (last: Andre Dawkins of Duke, 1.19)
3-Point field goal attempts	8, Chase Fischer vs. UNC Wilmington (12.21) 8, Nikita Mescheriakov vs. UNC Wilmington (12.21)	12, Adam Smith of UNC Wilmington (12.21) 12, Andre Dawkins of Duke (1.19)
3-Point FG percentage (min. 4 made)	.800 (4-5), Travis McKie vs. NC Central (11.20) .800 (4-5), C.J. Harris at High Point (12.7)	1.000 (4-4), Michael Snaer of Florida State (1.25)
Free throws	13, C.J. Harris vs. UNC Wilmington (12.21)	11, Ray Willis of NC Central (11.20)
Free throw attempts	14, C.J. Harris vs. UNC Wilmington (12.21)	14, Herb Pope of Seton Hall (12.10)
Free throw percentage (min. 6 made)	1.000 (6-6), 5 times (last: C.J. Harris vs. FSU, 1.25)	1.000 (6-6), J'hared Hall of Loyola (11.11)
Assists	6, 4 times (last: Tony Chennault at Boston College, 1.21)	8, Shay Shine of High Point (12.7) 8, Tyler Thornton of Duke (1.19)
Steals	4, Tony Chennault vs. Georgia Southern (11.16) 4, C.J. Harris vs. Georgia Southern (11.16)	4, Ben Drayton of Georgia Southern (11.16) 4, Lorenzo Brown of NC State (1.14)
Turnovers	5, 5 times (last: Nikita Mescheriakov vs. FSU, 1.25)	7, Ray Willis of NC Central (11.20)
Blocked shots	8, Carson Desrosiers vs. Loyola (11.11) 8, Ty Walker at Maryland (1.11)	5, Darius Garrett of Richmond (12.3)
Minutes played (regulation game)	39, 4 times (last: Chennault & McKie at Maryland, 1.11)	40, 3 times (last: K. Giltner & B. Loesing of Wofford, 1.2)

TEAM	WF HIGH	WF LOW	OPP HIGH	OPP LOW
Points scored	93 vs. NC Central (11.20)	40 vs. NC State (1.14)	91 by Duke (1.19)	53 by Nebraska (11.30)
*Points in one half	58 (2nd) vs. NC Central (11.20)	17 (1st) vs. NC State (1.14)	51 (2nd) by UNC Wilmington (12.21)	23 (1st) by Georgia Southern (11.16)
Victory margin	15 (71-56) at Boston College (1.21)	1 (72-71) vs. Yale (12.29)	36 (76-40) by NC State (1.14)	4 (80-76) by Dayton (11.24) 4 (56-52) by Wofford (1.2)
Field goals	34 vs. NC Central (11.20)	15 vs. Florida State (1.25)	32 by Arizona State (11.25) 32 by Duke (1.19)	19 by Boston College (1.21)
Field goal attempts	61 vs. Dayton (11.24)	43 vs. Florida State (1.25)	67 by NC State (1.14)	47 by Seton Hall (12.10)
Field goal percentage	.583 (28-48) at High Point (12.7)	.291 (16-55) vs. NC State (1.14)	.593 (32-54) by Arizona State (11.25)	.311 (19-61) by Boston College (1.21)
*Single-half FG %	.700 (14-20, 2nd) at High Point (12.7)	.250 (6-24, 1st) vs. NC State (1.14)	.680 (17-25) by Florida State (1.25)	.241 (7-29, 2nd) by Maryland (1.11)
3-Point field goals	13 at High Point (12.7)	1 vs. Wofford (1.2)	15 by High Point (12.7)	1 by Loyola (11.11)
3-Point FG attempts	23 vs. Georgia Southern (11.16)	6 vs. Richmond (12.3)	34 by High Point (12.7)	14 by Loyola (11.11)
3-Point FG percentage	.706 (12-17) vs. NC Central (11.20)	.100 (1-10) vs. Wofford (1.2) .100 (2-20) vs. NC State (1.14)	.500 (8-16) by Florida State (1.25)	.071 (1-14) by Loyola (11.11)
Free throws	33 vs. UNC Wilmington (12.21)	6 vs. NC State (1.14)	25 by NC Central (11.20)	3 by Nebraska (11.30) 3 by Virginia Tech (1.7)
Free throw attempts	46 vs. Loyola (11.11)	8 vs. NC State (1.14)	37 by Maryland (1.11)	4 by Nebraska (11.30)
Free throw percentage	.938 (15-16) vs. Richmond (12.3)	.478 (22-46) vs. Loyola (11.11)	.893 (25-28) by NC Central (11.20)	.333 (5-15) by Wofford (1.2)
Offensive rebounds	13 vs. Virginia Tech (1.7)	2 at Nebraska (11.30)	21 by Maryland (1.11)	5 by Arizona State (11.25)
Defensive rebounds	37 vs. Loyola (11.11)	18 at Duke (1.19)	31 by Arizona State (11.25) 31 by NC State (1.14)	20 by Richmond (12.3) 20 by High Point (12.7)
Total rebounds	42 vs. Virginia Tech (1.7) 42 at Boston College (1.21)	24 vs. Arizona State (11.25)	45 by Loyola (11.11) 45 by Maryland (1.11)	29 by Richmond (12.3)
Rebound margin	+11 (42-31) vs. Virginia Tech (1.7)		+12 (43-31) by Dayton (11.24) +12 (36-24) by Arizona State (11.25)	
Personal fouls	28 at Maryland (1.11)	9 at Nebraska (11.30) 9 vs. NC State (1.14)	34 by Loyola (11.11)	12 by NC State (1.14)
DQs	2 vs. Loyola (11.11)	0, 14 times (last: at BC, 1.21)	4 by Loyola (11.11)	0, 11 times (last: by FSU, 1.25)
Assists	23 vs. NC Central (11.20)	6 vs. Arizona State (11.25) 6 at Seton Hall (12.10)	21 by High Point (12.7)	8 by Richmond (12.3) 8 by Gardner-Webb (12.18)
Turnovers	18 vs. Florida State (1.25)	9 vs. UNC Wilmington (12.21)	22 by Georgia Southern (11.16)	7 by Seton Hall (12.10)
Blocked shots	11 at Maryland (1.11)	2, 5 times (last: vs. GWU, 12.18)	7 by NC Central (11.20)	1 by Duke (1.19)
Steals	12 vs. Georgia Southern (11.16)	1 at Maryland (1.11)	11 by Gardner-Webb (12.18) 11 by NC State (1.14)	2 by Boston College (1.21)
Double-figure scorers	6 vs. UNC Wilmington (12.21)	1 vs. Arizona State (11.25) 1 vs. NC State (1.14)	5 by Dayton (11.24)	1 by Gardner-Webb (12.18)
Players to score	10 vs. NC State (1.14)	6, 7 times (last: vs. FSU, 1.25)	11 by Florida State (1.25)	6, 4 times (last: by Boston Coll., 1.21)

* Does not include overtime periods

WAKE FOREST GAME-BY-GAME STATISTICS

Opponent	Date	Score	W/L	FG-FGA		3-PTRS		FT-FTA		REBOUNDS				PF	A	TO	Blk	Stl	Pts	Avg
				Pct	Pct	3FG-FGA	Pct	Pct	Pct	Off	Def	Tot	Avg							
LOYOLA (MD.)	11/11/11	75-63	W	24-49	.490	5-13	.385	22-46	.478	12	27	39	39.0	22	10	17	9	4	75	75.0
GEORGIA SOUTHERN	11/16/11	81-72	W	24-56	.429	6-23	.261	27-34	.794	8	22	30	34.5	16	15	15	6	12	81	78.0
NC CENTRAL	11/20/11	93-79	W	34-59	.576	12-17	.706	13-20	.650	8	20	28	32.3	23	23	10	2	7	93	83.0
vs Dayton	11/24/11	76-80	L	26-61	.426	9-22	.409	15-20	.750	9	22	31	32.0	19	13	12	4	8	76	81.2
vs Arizona State	11-25-11	56-84	L	18-52	.346	2-15	.133	18-26	.692	5	19	24	30.4	16	6	10	2	5	56	76.2
vs Texas Tech	11/27/11	70-61	W	21-51	.412	5-17	.294	23-29	.793	8	23	31	30.5	16	11	12	5	8	70	75.2
at Nebraska	11/30/11	55-53	W	21-47	.447	6-18	.333	7-11	.636	2	28	30	30.4	9	11	10	2	3	55	72.3
RICHMOND	12/03/11	62-70	L	22-53	.415	3-6	.500	15-16	.938	12	17	29	30.3	20	11	14	5	4	62	71.0
at High Point	12/07/11	87-83	W	28-48	.583	13-22	.591	18-24	.750	3	26	29	30.1	19	19	13	4	8	87	72.8
at Seton Hall	12/10/11	54-68	L	19-48	.396	2-16	.125	14-22	.636	8	20	28	29.9	20	6	10	2	2	54	70.9
GARDNER-WEBB	12/18/11	67-59	W	26-53	.491	5-12	.417	10-15	.667	10	25	35	30.4	16	14	15	2	6	67	70.5
UNC WILMINGTON	12/21/11	87-78	W	24-53	.453	6-21	.286	33-43	.767	12	25	37	30.9	17	10	9	3	7	87	71.9
YALE	12/29/11	72-71	W	25-53	.472	5-10	.500	17-24	.708	7	25	32	31.0	15	12	14	7	8	72	71.9
WOFFORD	01/02/12	52-56	L	18-46	.391	1-10	.100	15-17	.882	8	28	36	31.4	15	11	14	7	5	52	70.5
VIRGINIA TECH	01/07/12	58-55	W	20-52	.385	8-18	.444	10-13	.769	13	29	42	32.1	12	13	16	6	3	58	69.7
at Maryland	01/11/12	64-70	L	25-56	.446	5-17	.294	9-13	.692	10	27	37	32.4	28	10	12	11	1	64	69.3
NC STATE	01/14/12	40-76	L	16-55	.291	2-20	.100	6-8	.750	9	25	34	32.5	9	7	17	5	2	40	67.6
at Duke	01/19/12	73-91	L	23-53	.434	3-16	.188	24-35	.686	12	18	30	32.3	20	8	14	6	8	73	67.9
at Boston College	01/21/12	71-56	W	26-59	.441	4-13	.308	15-20	.750	8	34	42	32.8	17	15	11	10	6	71	68.1
FLORIDA STATE	01/25/12	52-75	L	15-43	.349	5-16	.313	17-20	.850	7	21	28	32.6	17	7	18	5	4	52	67.2
Wake Forest		1345		455-1047	.435	107-322	.332	328-456	.719	171	481	652	32.6	346	232	263	103	111	1345	67.2
Opponents		1400		501-1162	.431	138-414	.333	260-374	.695	247	486	733	36.7	404	246	262	86	127	1400	70.0

OPPONENT GAME-BY-GAME STATISTICS

Opponent	Date	Score	W/L	FG-FGA		3-PTRS		FT-FTA		REBOUNDS				PF	A	TO	Blk	Stl	Pts	Avg
				Pct	Pct	3FG-FGA	Pct	Pct	Pct	Off	Def	Tot	Avg							
LOYOLA (MD.)	11/11/11	75-63	W	22-63	.349	1-14	.071	18-26	.692	19	26	45	45.0	34	10	18	6	6	63	63.0
GEORGIA SOUTHERN	11/16/11	81-72	W	28-57	.491	7-19	.368	9-13	.692	9	26	35	40.0	26	16	22	5	6	72	67.5
NC CENTRAL	11/20/11	93-79	W	23-53	.434	8-22	.364	25-28	.893	13	21	34	38.0	18	9	17	7	7	79	71.3
vs Dayton	11/24/11	76-80	L	28-63	.444	9-28	.321	15-17	.882	15	28	43	39.2	19	14	18	6	3	80	73.5
vs Arizona State	11-25-11	56-84	L	32-54	.593	7-18	.389	13-16	.813	5	31	36	38.6	22	13	15	5	5	84	75.6
vs Texas Tech	11/27/11	70-61	W	23-53	.434	3-10	.300	12-17	.706	9	24	33	37.7	25	9	17	4	7	61	73.2
at Nebraska	11/30/11	55-53	W	22-57	.386	6-23	.261	3-4	.750	8	25	33	37.0	13	14	8	6	5	53	70.3
RICHMOND	12/03/11	62-70	L	22-45	.489	7-16	.438	19-25	.760	9	20	29	36.0	20	8	12	6	3	70	70.2
at High Point	12/07/11	87-83	W	28-63	.444	15-34	.441	12-22	.545	15	20	35	35.9	19	21	11	3	7	83	71.7
at Seton Hall	12/10/11	54-68	L	23-47	.489	4-15	.267	18-30	.600	9	24	33	35.6	18	10	7	3	7	68	71.3
GARDNER-WEBB	12/18/11	67-59	W	21-57	.368	6-23	.261	11-17	.647	13	21	34	35.5	19	8	14	2	11	59	70.2
UNC WILMINGTON	12/21/11	87-78	W	27-61	.443	10-25	.400	14-19	.737	13	22	35	35.4	30	11	15	3	7	78	70.8
YALE	12/29/11	72-71	W	27-66	.409	5-22	.227	12-18	.667	17	26	43	36.0	20	10	15	5	8	71	70.8
WOFFORD	01/02/12	52-56	L	21-61	.344	9-27	.333	5-15	.333	17	19	36	36.0	16	13	9	4	6	56	69.8
VIRGINIA TECH	01/07/12	58-55	W	23-58	.397	6-22	.273	3-6	.500	9	22	31	35.7	14	10	10	4	7	55	68.8
at Maryland	01/11/12	64-70	L	21-60	.350	4-15	.267	24-37	.649	21	24	45	36.2	16	10	9	5	3	70	68.9
NC STATE	01/14/12	40-76	L	30-67	.448	8-21	.381	8-10	.800	12	31	43	36.6	12	18	9	4	11	76	69.3
at Duke	01/19/12	73-91	L	32-59	.542	11-23	.478	16-23	.696	13	26	39	36.8	26	17	13	1	9	91	70.5
at Boston College	01/21/12	71-56	W	19-61	.311	4-21	.190	14-18	.778	11	26	37	36.8	18	12	12	4	2	56	69.7
FLORIDA STATE	01/25/12	52-75	L	29-57	.509	8-16	.500	9-13	.692	10	24	34	36.7	19	13	11	3	7	75	70.0
Opponents		1400		501-1162	.431	138-414	.333	260-374	.695	247	486	733	36.7	404	246	262	86	127	1400	70.0
Wake Forest		1345		455-1047	.435	107-322	.332	328-456	.719	171	481	652	32.6	346	232	263	103	111	1345	67.2

MISCELLANEOUS STATISTICS

Attendance	G	Total	Avg.
Home	11	86,568	7,870
Away	6	46,208	7,702
Neutral	3	8,945	2,982
Total	20	141,721	7,087

Miscellaneous	Wake	Opp
Opening tips controlled	11	9
3-second violations	1	2
5-second violations	2	0
10-second violations	0	0
Backcourt violations	0	0
Lane violations	2	1
Defensive goal tending	6	5
Offensive goal tending	1	0
Shot clock expired	9	5
Technical fouls	0	1
Flagrant 1 fouls	1	3
Flagrant 2 fouls (ejected)	1	0

DOUBLE-DOUBLES	2011-12	Career
Travis McKie	3	10
Carson Desrosiers	2	2
WAKE FOREST	5	12
OPPONENTS	8	

DOUBLE-FIGURE SCORING	2011-12	Career
C.J. Harris	19	56
Travis McKie	17	41
Tony Chennault	11	13
Nikita Mescheriakov	6	8
Chase Fischer	6	6
Carson Desrosiers	2	4
Ty Walker	1	3
WAKE FOREST	62	131
OPPONENTS	64	

20-POINT SCORING GAMES	2011-12	Career
Travis McKie	8	13
C.J. Harris	8	10
Tony Chennault	1	1
WAKE FOREST	17	24
OPPONENTS	14	

30-POINT SCORING GAMES	2011-12	Career
None		
WAKE FOREST	0	0
OPPONENTS	2	

DOUBLE-FIGURE REBOUNDS	2011-12	Career
Carson Desrosiers	4	4
Travis McKie	3	12
Ty Walker	2	2
Nikita Mescheriakov	1	1
WAKE FOREST	10	19
OPPONENTS	10	

DOUBLE-FIGURE ASSISTS	2011-12	Career
None		
WAKE FOREST	0	0
OPPONENTS	1	

8+ ASSIST GAMES	2011-12	Career
C.J. Harris	0	1
WAKE FOREST	0	1
OPPONENTS	2	

5+ ASSIST GAMES	2011-12	Career
Tony Chennault	4	4
C.J. Harris	3	11
WAKE FOREST	7	15
OPPONENTS	9	

5+ BLOCK GAMES	2011-12	Career
Ty Walker	2	8
Carson Desrosiers	1	4
WAKE FOREST	3	12
OPPONENTS	1	

GAMES LED WAKE IN SCORING	2011-12	Career
C.J. Harris	11	20
Travis McKie	9	23
Tony Chennault	1	1
Carson Desrosiers	1	1
Chase Fischer	1	1
Nikita Mescheriakov	0	1

GAMES LED WAKE IN REBOUNDING	2011-12	Career
Travis McKie	9	32
Ty Walker	5	8
Carson Desrosiers	4	5
C.J. Harris	2	3
Tony Chennault	1	1
Nikita Mescheriakov	1	1

GAMES LED WAKE IN ASSISTS	2011-12	Career
Tony Chennault	11	16
C.J. Harris	7	30
Anthony Fields	4	4
Nikita Mescheriakov	2	2
Travis McKie	1	2
Chase Fischer	1	1
Ty Walker	1	1
Carson Desrosiers	0	1

DUNKS	2010-11	Career
Travis McKie	12	35
Ty Walker	7	21
Carson Desrosiers	3	8
C.J. Harris	2	6
Nikita Mescheriakov	1	2
Daniel Green	1	1
WAKE FOREST	26	89
OPPONENTS	27	

CHARGES DRAWN	2011-12	Career
Travis McKie	6	10
Nikita Mescheriakov	6	6
C.J. Harris	4	5
Tony Chennault	3	4
Ryan Keenan	2	4
Chase Fischer	1	1
Ty Walker	0	2
WAKE FOREST	22	32
OPPONENTS	18	

4-POINT PLAYS	2011-12	Career
C.J. Harris	0-0	1-1
WAKE FOREST	0-0	1-1
OPPONENTS	0-0	

3-POINT PLAYS	2011-12	Career
Travis McKie	12-15	24-30
Tony Chennault	7-9	10-14
C.J. Harris	6-6	13-14
Nikita Mescheriakov	3-4	4-5
Carson Desrosiers	2-2	7-7
Chase Fischer	2-2	2-2
Ty Walker	0-1	1-2
WAKE FOREST	32-39	61-74
Opponents	23-32	

FREE THROWS - LAST 5 MINUTES	2011-12	Career
C.J. Harris	28-34	91-112
Tony Chennault	20-32	25-38
Travis McKie	14-21	40-52
Chase Fischer	12-14	12-14
Daniel Green	5-10	5-10
Nikita Mescheriakov	5-7	5-9
Carson Desrosiers	4-5	7-8
Brooks Godwin	2-2	3-4
Ty Walker	0-0	8-12
Aaron Ingle	0-0	1-2
WAKE FOREST	90-125	197-261
OPPONENTS	67-87	

TECHNICAL FOUL FREE THROWS	2011-12	Career
C.J. Harris	2-2	14-18
WAKE FOREST	2-2	14-18
OPPONENTS	0-0	

TECHNICAL FOULS	2011-12	Career
Nikita Mescheriakov	0	1
Bench	0	0
WAKE FOREST	0	1
OPPONENTS	0	

GAMES MISSED BECAUSE OF INJURY/ILLNESS	2011-12	Career
Spencer Jennings	16	16
Aaron Ingle	3	4
Daniel Green	2	2
C.J. Harris	1	1
Tony Chennault	0	17
Brooks Godwin	0	3
Carson Desrosiers	0	1

LARGEST WFU LEAD
19, 56-37 vs. Yale (12/29/11)

LARGEST HALFTIME LEAD
11, 34-23 vs. Georgia Southern (11/16/11)

LARGEST WFU DEFICIT
39, 35-74 vs. NC State (1/14/12)

LARGEST HALFTIME DEFICIT
19, 21-40 vs. Arizona State (11/25/11)

LARGEST DEFICIT OVERCOME FOR VICTORY
8, 11-19 at Nebraska (11/30/11)

LARGEST HALFTIME DEFICIT OVERCOME FOR VICTORY
3, 30-33 vs. Gardner-Webb (12/18/11)

LARGEST LEAD BLOWN IN LOSS
6, 61-55 vs. Dayton (11/24/11)

LARGEST HALFTIME LEAD BLOWN IN LOSS
None

MOST PLAYERS TO SCORE
10, vs. NC State (1/14/12)

FEWEST PLAYERS TO SCORE
6, vs. Georgia Southern (11/16/11)
6, vs. Dayton (11/24/11)
6, vs. Texas Tech (11/27/11)
6, at Nebraska (11/30/11)
6, vs. Gardner-Webb (12/18/11)
6, vs. Wofford (1/2/12)
6, vs. Florida State (1/25/12)

MOST PLAYERS IN DOUBLE FIGURES
6, vs. UNC Wilmington (12/21/11)

FEWEST PLAYERS IN DOUBLE FIGURES
1, vs. Arizona State (11/25/11)
1, vs. NC State (1/14/12)

STARTING LINEUPS & RECORDS

Guard	Guard	Forward	Forward	Center	W-L
Chennault	Harris	McKie	Mescheriakov	Desrosiers	9-4
Chennault	Fischer	McKie	Mescheriakov	Desrosiers	0-1
Chennault	Harris	McKie	Mescheriakov	Walker	2-4

GAME #21 ■ WAKE FOREST AT CLEMSON ■ JAN. 28, 2012 ■ LITTLEJOHN COLISEUM ■ CLEMSON, S.C.

LEADS, RUNS & SPECIALITY STATS

Date	Opponent	W/L	Score	Largest Lead		Ties	LC	Biggest Run		Paint		Off TOs		2nd Chance		Fastbreak		Bench	
				WF	Opp			WF	Opp	WF	Opp	WF	Opp	WF	Opp	WF	Opp	WF	Opp
11/11/11	Loyola (Md.)	W	75-63	13	0	1	0	10	4	32	32	11	18	14	21	8	8	15	34
11/16/11	Ga. Southern	W	81-72	15	3	0	1	11	6	36	28	29	6	10	9	16	13	13	11
11/20/11	NC Central	W	93-79	18	4	4	4	9	7	34	22	23	11	4	16	16	2	14	16
11/24/11	vs. Dayton	L	76-80	6	7	12	14	8	7	28	32	26	14	7	16	8	2	12	10
11/25/11	vs. Arizona State	L	56-84	0	33	0	0	4	9	24	38	11	16	2	8	4	10	12	22
11/27/11	vs. Texas Tech	W	70-61	17	3	5	5	11	10	28	32	19	17	8	13	10	6	3	24
11/30/11	at Nebraska	W	55-53	3	8	9	7	5	5	20	30	8	15	0	4	0	2	13	19
12/3/11	Richmond	L	62-70	0	23	1	0	7	11	32	26	14	18	16	9	6	8	4	23
12/7/11	at High Point	W	87-83	15	3	2	2	9	10	28	22	19	18	7	19	4	0	10	3
12/10/11	at Seton Hall	L	54-68	2	16	4	6	5	9	26	36	5	11	3	6	4	13	4	3
12/18/11	Gardner-Webb	W	67-59	11	3	3	13	6	8	34	24	14	15	12	7	12	9	25	17
12/21/11	UNC Wilmington	W	87-78	11	5	2	3	12	11	32	28	19	17	15	14	2	6	15	13
12/29/11	Yale	W	72-71	19	0	0	0	9	8	37	30	13	16	4	16	20	11	4	12
1/2/12	Wofford	L	52-56	3	13	1	5	6	9	30	18	10	9	7	16	8	0	8	11
1/7/12	Virginia Tech	W	58-55	13	1	3	2	7	7	22	22	7	20	5	9	9	10	13	8
1/11/12	at Maryland	L	64-70	3	18	3	6	6	9	34	26	10	13	11	17	4	6	6	32
1/14/12	NC State	L	40-76	0	39	0	0	6	9	24	26	6	26	10	6	0	22	15	10
1/19/12	at Duke	L	73-91	2	26	1	3	4	8	34	28	17	15	9	18	15	7	8	43
1/21/12	at Boston Coll.	W	71-56	17	0	0	0	8	6	40	24	15	8	11	1	4	2	15	6
1/25/12	Florida State	L	52-75	5	25	2	1	5	12	16	40	5	15	3	13	6	10	9	30
1/28/12	at Clemson																		
1/31/12	North Carolina																		
2/4/12	at NC State																		
2/8/12	at Virginia																		
2/11/12	Clemson																		
2/15/12	Georgia Tech																		
2/18/12	at Miami																		
2/25/12	Boston College																		
2/28/12	Duke																		
3/3/12	at Georgia Tech																		
SEASON TOTALS										591	564	281	298	158	238	156	147	218	347
SEASON AVERAGES										29.6	28.2	14.1	14.9	7.9	11.9	7.8	7.3	10.9	17.4

PLUS/MINUS STATISTICS

Opponent	Chennault	Desrosiers	Fields	Fischer	Godwin	Green	Harris	Ingle	Jennings	Keenan	McKie	Mescheriakov	Walker
Loyola (Md.)	+11	+11	+7	+6	DNP	-7	+15	DNP	DNP	+0	+10	+7	DNP
Georgia Southern	+17	+4	-10	+8	DNP	+1	+3	DNP	DNP	DNP	+9	+11	DNP
NC Central	+10	+5	-2	+0	DNP	-2	+16	DNP	DNP	DNP	+19	+24	DNP
vs. Dayton	-9	+1	+11	+2	DNP	-8	-5	DNP	DNP	DNP	-4	-8	DNP
vs. Arizona State	-19	-16	-9	-23	-1	-10	-27	+2	DNP	+5	-21	-21	DNP
vs. Texas Tech	+9	-2	+1	+5	DNP	+2	+9	DNP	DNP	DNP	+9	+12	DNP
at Nebraska	-4	+0	+3	+1	DNP	-1	+7	DNP	DNP	DNP	+3	+1	DNP
Richmond	-6	-10	-3	-3	DNP	-3	-7	DNP	DNP	DNP	-6	-2	DNP
at High Point	+0	+3	-9	+9	-7	DNP	+6	DNP	DNP	-5	+7	+16	DNP
at Seton Hall	-9	-12	-9	-8	DNP	DNP	-5	DNP	DNP	DNP	-7	-16	-4
Gardner-Webb	+9	-1	-1	+1	DNP	+1	+7	DNP	DNP	DNP	+10	+9	+5
UNC Wilmington	-3	+11	-2	+8	DNP	-2	+13	DNP	DNP	DNP	+13	+10	-3
Yale	+4	+9	+1	-15	DNP	-7	+9	DNP	DNP	DNP	-1	+12	-7
Wofford	-6	-2	-7	+0	DNP	-2	DNP	+3	DNP	DNP	-2	-1	-3
Virginia Tech	+9	+7	DNP	+2	DNP	-4	-4	DNP	DNP	DNP	+2	+7	-4
at Maryland	-6	-7	-1	-7	DNP	-7	-2	DNP	DNP	DNP	-3	+2	+1
NC State	-18	-18	-7	-21	+0	-8	-36	DNP	DNP	+0	-31	-16	-25
at Duke	-19	-10	DNP	-7	DNP	+3	-21	DNP	DNP	+4	-23	-9	-8
at Boston College	+17	+9	DNP	+18	DNP	-1	+12	DNP	DNP	+0	+16	-2	+6
Florida State	-19	-14	DNP	-19	-1	-7	-17	-1	DNP	-1	-21	-15	+0
at Clemson													
North Carolina													
at NC State													
at Virginia													
Clemson													
Georgia Tech													
at Miami													
Boston College													
Duke													
at Georgia Tech													
SEASON CUME	-32	-32	-37	-41	-9	-62	-27	+4	-	+3	-21	+21	-42

**Plus/Minus is the total points the team scored while a player was on the court minus the total points allowed while on the court.

GAME #21 ■ WAKE FOREST AT CLEMSON ■ JAN. 28, 2012 ■ LITTLEJOHN COLISEUM ■ CLEMSON, S.C.



EXHIBITION GAME	
NOVEMBER 4, 2011	
FERRUM COLLEGE	43
WAKE FOREST	82
LJVM Coliseum (6,532) Winston-Salem, N.C.	

FC	fg	3fg	ft	o-d-t	pf	TP	a	to	bs	s	mp
22 English*	5-9	0-0	0-0	2-1-3	2	10	2	1	0	2	31
25 King*	2-5	0-0	0-0	0-3-3	1	4	1	1	0	0	18
44 Goode*	0-0	0-0	1-2	0-0-0	3	1	0	1	2	1	10
05 Hamilton*	2-5	1-3	0-0	0-2-2	4	5	3	4	1	0	22
20 Hart*	4-15	2-7	4-4	0-2-2	0	14	3	5	0	0	32
01 White	0-0	0-0	0-0	0-0-0	0	0	0	0	0	0	1
03 Rankin	1-2	0-0	0-0	0-2-2	1	2	0	2	0	0	18
04 Meyers	1-7	1-2	0-0	0-5-5	3	3	1	1	0	0	25
10 Thomas	0-0	0-0	0-0	1-0-1	0	0	0	0	0	0	1
12 Sudderth	0-3	0-3	0-0	0-1-1	0	0	2	0	1	1	12
21 Whitby	0-2	0-2	0-0	0-0-0	0	0	0	0	0	0	3
23 Hill	0-0	0-0	0-0	0-0-0	1	0	0	1	0	0	2
32 Pullen	0-3	0-1	2-4	1-1-2	2	2	2	2	0	2	10
54 Warren	1-3	0-0	0-0	3-4-7	3	2	0	1	0	0	16
Totals.....	16-54	4-18	7-10	7-21-28	20	43	10	21	3	6	200

WAKE	fg	3fg	ft	o-d-t	pf	TP	a	to	bs	s	mp
25 Mescheriakov*	3-7	2-4	2-4	0-1-1	2	10	1	0	1	2	21
30 McKie*	10-14	2-4	1-2	7-9-16	2	23	5	2	1	2	30
33 Desrosiers*	4-8	0-1	2-2	3-7-10	2	10	2	2	1	1	28
01 Chennault*	3-7	0-2	2-2	1-4-5	1	8	2	6	0	4	18
11 Harris*	5-11	0-1	4-4	0-0-0	1	14	1	3	0	1	28
02 Fields	1-4	0-1	0-1	0-0-0	0	2	3	0	0	1	15
04 Green	1-2	0-0	2-4	3-5-8	3	4	0	0	1	0	18
10 Fischer	3-10	1-6	0-1	0-3-3	1	7	2	2	0	2	27
41 Godwin	0-0	0-0	0-0	0-2-2	1	0	0	0	0	0	8
43 Ingle	1-1	0-0	0-0	0-0-0	0	2	0	0	0	0	2
45 Keenan	0-0	0-0	2-2	1-1-2	0	2	0	0	0	0	5
TEAM				2-1-3							
Totals.....	31-64	5-19	15-22	17-33-50	13	82	16	15	4	13	200

	1st	2nd	Total	FG%	3FG%	FT%
Ferrum	26	17	43	29.6	22.2	70.0
Wake Forest	39	43	82	48.4	26.3	68.2

Points in the paint-FCM 10,WF 46. Points off turnovers-FCM 16,WF 25.
2nd chance points-FCM 7,WF 17. Fast break points-FCM 4,WF 17.
Bench points-FCM 9,WF 17. Score tied-0 times. Lead changed-0 times.
Largest lead-FCM None, WF by 39 2nd-00:30.
Officials: Bryan Kersey, Mike Eades, Ron Tyburski



GAME 3	
NOVEMBER 20, 2011	
NC CENTRAL	79
WAKE FOREST	93
LJVM Coliseum (6,901) Winston-Salem, N.C.	

NCCU (1-3)	fg	3fg	ft	o-d-t	pf	TP	a	to	bs	s	mp
01 Sutton*	4-9	0-0	6-7	2-7-9	4	14	1	4	0	2	32
35 Chasten*	4-12	0-4	0-0	5-0-5	3	8	2	1	0	0	14
03 Clement*	5-14	4-9	2-2	0-0-0	0	16	1	0	0	0	40
25 Willis*	5-6	2-2	11-12	0-3-3	2	23	4	7	4	1	37
32 Chapman*	0-1	0-0	2-2	0-1-1	5	2	1	3	1	3	17
02 Beaman	0-0	0-0	0-0	0-0-0	0	0	0	0	1	0	4
11 Anyaorah	5-8	2-4	2-3	2-2-4	2	14	0	0	1	0	24
13 Best	0-0	0-0	0-0	0-1-1	0	0	0	0	0	0	3
33 Jawara	0-3	0-3	2-2	4-6-10	2	2	0	2	0	1	29
TEAM				0-1-1							
Totals.....	23-53	8-22	25-28	13-21-34	18	79	9	17	7	7	200

WAKE (3-0)	fg	3fg	ft	o-d-t	pf	TP	a	to	bs	s	mp
25 Mescheriakov*	5-10	3-3	2-3	0-4-4	3	15	3	2	1	1	32
30 McKie*	9-15	4-5	3-4	3-4-7	2	25	2	1	0	1	36
33 Desrosiers*	2-3	0-0	0-0	1-3-4	3	4	1	0	1	0	26
01 Chennault*	5-11	1-4	2-4	0-3-3	4	13	6	2	0	2	25
11 Harris*	8-11	2-2	4-5	0-1-1	4	22	4	2	0	1	36
02 Fields	1-1	0-0	1-2	0-2-2	2	3	2	3	0	0	11
04 Green	0-3	0-0	1-2	2-2-4	3	1	0	0	0	0	7
10 Fischer	4-5	2-3	0-0	1-1-2	2	10	5	0	0	2	27
TEAM				1-0-1							
Totals.....	34-59	12-17	13-20	8-20-28	23	93	23	10	2	7	200

	1st	2nd	Total	FG%	3FG%	FT%
NC Central	35	44	79	43.4	36.4	89.3
Wake Forest	35	58	93	57.6	70.6	65.0

Points in the paint-NCCU 22,WF 34. Points off turnovers-NCCU 11,WF 23.
2nd chance points-NCCU 16,WF 4. Fast break points-NCCU 2,WF 16.
Bench points-NCCU 16,WF 14. Score tied-4 times. Lead changed-4 times.
Largest lead-NCCU by 4 1st-02:18, WF by 18 2nd-03:35.
Officials: Tim Nestor, Dwayne Gladden, Tim Ebersole



GAME 1	
NOVEMBER 11, 2011	
LOYOLA (MD.)	63
WAKE FOREST	75
LJVM Coliseum (6,022) Winston-Salem, N.C.	

LOYOLA (0-1)	fg	3fg	ft	o-d-t	pf	TP	a	to	bs	s	mp
01 Winbush*	0-3	0-2	2-2	3-1-4	3	2	1	1	0	1	22
05 Walker*	5-12	0-3	2-3	2-7-9	5	12	1	4	2	1	32
15 Latham*	0-2	0-0	0-0	0-0-0	3	0	0	0	1	1	11
03 Cormier*	6-9	0-2	1-3	2-1-3	5	13	2	1	0	0	22
25 Olson*	1-4	0-1	0-0	0-0-0	3	2	2	3	0	0	16
02 Drummond	4-17	0-2	4-6	5-4-9	2	12	1	3	1	2	28
10 Hall	1-2	0-1	6-6	0-1-1	2	8	0	1	0	0	13
12 Williams, R.	1-3	0-1	1-1	0-3-3	5	3	1	0	0	1	16
20 Williams, P.	0-1	0-1	0-0	0-0-0	0	0	0	0	0	0	8
24 Etherly	4-8	1-1	2-5	2-7-9	5	11	2	3	2	0	25
30 Brooks	0-1	0-0	0-0	1-1-2	1	0	0	1	0	0	7
33 Wandrusch	0-1	0-0	0-0	0-0-0	0	0	0	0	0	0	0+
TEAM				4-1-5							1
Totals.....	22-63	1-14	18-26	19-26-45	34	63	10	18	6	6	200

WAKE (1-0)	fg	3fg	ft	o-d-t	pf	TP	a	to	bs	s	mp
25 Mescheriakov*	2-3	0-0	1-5	0-2-2	5	5	2	2	0	0	10
30 McKie*	5-10	1-2	8-12	3-1-4	1	19	1	4	1	3	35
33 Desrosiers*	3-6	1-2	1-4	3-7-10	1	8	1	1	1	1	33
01 Chennault*	4-9	0-1	0-1	2-3-5	2	8	2	3	0	0	31
11 Harris*	6-9	2-3	6-12	1-5-6	4	20	0	4	0	0	30
02 Fields	2-7	1-2	2-6	0-2-2	1	7	3	0	0	0	23
04 Green	2-2	0-0	2-4	1-5-6	3	6	0	1	0	0	14
10 Fischer	0-3	0-3	2-2	1-0-1	5	2	1	1	0	0	24
45 Keenan	0-0	0-0	0-0	0-1-1	0	0	0	0	0	0	0+
TEAM				1-1-2							1
Totals.....	24-49	5-13	22-46	12-27-39	22	75	10	17	9	4	200

	1st	2nd	Total	FG%	3FG%	FT%
Loyola	31	32	63	34.9	7.1	69.2
Wake Forest	36	39	75	49.0	38.5	47.8

Points in the paint-LOY 32,WF 32. Points off turnovers-LOY 18,WF 11.
2nd chance points-LOY 21,WF 14. Fast break points-LOY 8,WF 8.
Bench points-LOY 34,WF 15. Score tied-1 time. Lead changed-0 times.
Largest lead-LOY None, WF by 13 2nd-00:36.
Officials: Ray Natili, Bernard Clinton, Dwayne Gladden



GAME 2	
NOVEMBER 16, 2011	
GEORGIA SOUTHERN	72
WAKE FOREST	81
LJVM Coliseum (6,719) Winston-Salem, N.C.	

GSU (0-2)	fg	3fg	ft	o-d-t	pf	TP	a	to	bs	s	mp
32 Baskerville*	0-4	0-0	0-0	2-5-7	3	0	1	4	0	1	27
00 Drayton*	4-9	1-4	3-4	1-4-5	2	12	5	2	0	4	31
03 Ferguson*	8-16	0-2	2-2	0-3-3	5	18	1	2	4	0	31
05 Hewitt*	6-10	5-7	1-2	2-1-3	2	18	1	4	0	0	29
50 Powers*	5-9	0-3	3-3	0-6-6	3	13	7	4	0	1	33
01 Pernell	1-1	1-1	0-0	0-1-1	0	3	0	0	0	0	7
10 Marvin	2-3	0-0	0-0	2-2-4	5	4	1	3	0	0	14
11 Bussey	1-3	0-2	0-0	1-0-1	2	2	0	2	0	0	13
25 Brown	0-0	0-0	0-2	0-1-1	1	0	0	0	0	0	7
34 Dunican	1-2	0-0	0-0	1-1-2	3	2	0	1	1	0	8
TEAM				0-2-2							0
Totals.....	28-57	7-19	9-13	9-26-35	26	72	16	22	5	6	200

WAKE (2-0)	fg	3fg	ft	o-d-t	pf	TP	a	to	bs	s	mp
25 Mescheriakov*	0-4	0-3	7-8	1-3-4	3	7	1	4	0	0	30
30 McKie*	8-12	1-2	6-6	2-5-7	2	23	0	4	2	0	35
33 Desrosiers*	2-6	0-0	0-2	1-5-6	2	4	3	0	3	0	28
01 Chennault*	4-10	0-3	6-7	0-3-3	4	14	4	2	0	4	25
11 Harris*	6-11	3-5	5-8	0-1-1	3	20	0	2	0	4	29
02 Fields*	0-4	0-3	0-0	0-1-1	0	4	0	0	0	1	18
04 Green*	0-0	0-0	0-0	0-0-0	1	0	0	1	0	0	3
10 Fischer*	4-9	2-7	3-3	1-1-2	1	13	3	2	1	3	32
TEAM				3-3-6							
Totals.....	24-56	6-23	27-34	8-22-30	16	81	15	15	6	12	200

	1st	2nd	Total	FG%	3FG%	FT%
Georgia Southern	23	49	72	49.1	36.8	69.2
Wake Forest	34	47	81	42.9	26.1	79.4

Points in the paint-GSU 28,WF 36. Points off turnovers-GSU 6,WF 29.
2nd chance points-GSU 9,WF 10. Fast break points-GSU 13,WF 16.
Bench points-GSU 11,WF 13. Score tied-0 times. Lead changed-1 time.
Largest lead-GSU by 3 1st-19:02, WF by 15 1st-07:1

GAME #21 ■ WAKE FOREST AT CLEMSON ■ JAN. 28, 2012 ■ LITTLEJOHN COLISEUM ■ CLEMSON, S.C.



GAME 6	
NOVEMBER 27, 2011	
TEXAS TECH	61
WAKE FOREST	70
HP Field House (1,728) Lake Buena Vista, Fla.	

TTU (3-3)	fg	3fg	ft	o-d-t	pf	TP	a	to	bs	s	mp
15 Lewandowski*	2-6	0-0	2-2	0-6-6	5	6	0	3	1	0	24
32 Tolbert*	3-4	0-0	0-0	1-1-2	2	6	0	2	0	0	9
05 Willis*	4-9	2-5	5-6	0-5-5	1	15	5	2	0	1	35
10 Wagner*	0-1	0-0	0-0	0-1-1	1	0	0	0	0	0	4
20 Gotcher*	4-10	1-3	1-2	0-2-2	1	10	1	3	1	1	37
02 Petteyway	3-8	0-2	0-0	1-2-3	3	6	2	2	0	0	12
03 Minnis	1-1	0-0	0-0	0-2-2	4	2	1	1	0	1	19
04 Nurse	0-0	0-0	0-0	0-0-0	2	0	0	0	0	1	17
30 Crockett	0-1	0-0	1-2	2-0-2	2	1	0	0	0	0	8
44 Nash	6-13	0-0	3-5	3-4-7	4	15	0	4	2	3	35
TEAM				2-1-3							
Totals.....	23-53	3-10	12-17	9-24-33	25	61	9	17	4	7	200

WAKE (4-2)	fg	3fg	ft	o-d-t	pf	TP	a	to	bs	s	mp
25 Mescheriakov*	3-11	0-3	3-4	1-5-6	3	9	2	0	0	1	33
30 McKie*	5-11	2-4	8-9	3-6-9	2	20	0	3	1	2	32
33 Desrosiers*	1-1	0-0	2-5	1-3-4	3	4	0	2	2	1	18
01 Chennault*	6-11	0-1	2-2	2-1-3	2	14	2	4	0	3	30
11 Harris*	5-12	2-5	8-9	0-2-2	3	20	5	2	0	0	36
02 Fields	0-1	0-0	0-0	0-0-0	0	0	0	1	0	1	12
04 Green	0-0	0-0	0-0	0-3-3	0	0	0	0	2	0	10
10 Fischer	1-4	1-4	0-0	0-3-3	3	3	2	0	0	0	29
TEAM				1-0-1							
Totals.....	21-51	5-17	23-29	8-23-31	16	70	11	12	5	8	200

	1st	2nd	Total	FG%	3FG%	FT%
Texas Tech	26	35	61	43.4	30.0	70.6
Wake Forest	34	36	70	41.2	29.4	79.3

Points in the paint-TTU 32,WF 28. Points off turnovers-TTU 17,WF 19.
2nd chance points-TTU 13,WF 8. Fast break points-TTU 6,WF 10.
Bench points-TTU 24,WF 3. Score tied-5 times. Lead changed-5 times.
Largest lead-TTU by 3 1st-14:01, WF by 17 2nd-15:40.
Officials: J.B. Caldwell, Ray Perone, Steve Pyatt



GAME 7	
NOVEMBER 30, 2011	
WAKE FOREST	55
NEBRASKA	53
Devaney Center (9,769) Lincoln, Neb.	

WAKE (5-2)	fg	3fg	ft	o-d-t	pf	TP	a	to	bs	s	mp
25 Mescheriakov*	1-5	0-3	2-2	0-6-6	1	4	2	3	0	0	26
30 McKie*	4-9	1-3	2-5	1-1-2	1	11	1	0	0	1	35
33 Desrosiers*	5-9	2-4	1-2	0-12-12	3	13	0	1	2	0	36
01 Chennault*	1-6	0-1	0-0	0-1-1	1	2	3	1	0	0	27
11 Harris*	5-9	0-2	2-2	0-4-4	1	12	5	3	0	1	34
02 Fields	0-0	0-0	0-0	0-0-0	0	0	0	0	0	0	6
04 Green	0-2	0-0	0-0	1-0-1	1	0	0	1	0	0	5
10 Fischer	5-7	3-5	0-0	0-3-3	1	13	0	1	0	1	31
TEAM				0-1-1							
Totals.....	21-47	6-18	7-11	2-28-30	9	55	11	10	2	3	200

NEBRASKA (4-2)	fg	3fg	ft	o-d-t	pf	TP	a	to	bs	s	mp
13 Ubel*	2-4	0-0	0-0	2-2-4	1	4	5	0	2	2	27
21 Diaz*	6-10	0-0	0-0	1-4-5	2	12	1	1	1	0	31
03 Richardson*	0-3	0-0	0-0	0-3-3	4	0	0	0	0	0	16
23 Spencer*	4-13	3-9	2-2	0-4-4	2	13	3	2	0	1	31
25 Walker*	2-7	1-4	0-0	1-6-7	0	5	2	0	1	0	27
00 McCray	5-10	2-5	0-0	0-1-1	1	12	1	1	0	1	22
02 Rivers	1-3	0-2	1-2	2-1-3	2	3	1	2	1	1	17
24 Talley	2-7	0-3	0-0	0-1-1	1	4	1	2	1	0	29
TEAM				2-3-5							
Totals.....	22-57	6-23	3-4	8-25-33	13	53	14	8	6	5	200

	1st	2nd	Total	FG%	3FG%	FT%
Wake Forest	25	30	55	44.7	33.3	63.6
Nebraska	26	27	53	38.6	26.1	75.0

Points in the paint-WF 20,NEB 30. Points off turnovers-WF 8,NEB 15.
2nd chance points-WF 0,NEB 4. Fast break points-WF 0,NEB 2.
Bench points-WF 13,NEB 19. Score tied-9 times. Lead changed-7 times.
Largest lead-WF by 3 2nd-16:32, NEB by 8 1st-07:27.
Officials: Ed Hightower, Ray Perone, Terry Oglesby



GAME 8	
DECEMBER 3, 2011	
RICHMOND	70
WAKE FOREST	62
LJVM Coliseum (7,813) Winston-Salem, N.C.	

RICHMOND (6-2)	fg	3fg	ft	o-d-t	pf	TP	a	to	bs	s	mp
15 Martel*	2-4	2-3	0-0	4-4-8	3	6	0	1	0	0	34
34 Williams*	4-9	1-3	3-5	2-6-8	2	12	0	0	1	0	37
01 Garrett*	2-7	0-0	5-6	1-4-5	3	9	0	2	5	0	30
02 Lindsay*	5-6	1-2	4-5	0-0-0	3	15	7	4	0	2	36
03 Brothers*	2-3	1-1	0-0	0-0-0	3	5	0	2	0	0	12
00 Anthony	6-11	2-5	7-9	0-2-2	3	21	0	2	0	0	29
04 Sparrow	0-1	0-1	0-0	0-0-0	0	0	1	0	0	0	3
11 Duinker	1-2	0-0	0-0	0-3-3	1	2	0	0	0	0	10
22 Robbins	0-2	0-1	0-0	0-0-0	2	0	0	1	0	1	9
TEAM				2-1-3							
Totals.....	22-45	7-16	19-25	9-20-29	20	70	8	12	6	3	200

WAKE (5-3)	fg	3fg	ft	o-d-t	pf	TP	a	to	bs	s	mp
25 Mescheriakov*	2-6	0-1	0-0	0-4-4	4	4	1	1	0	0	26
30 McKie*	10-17	1-2	4-4	3-4-7	4	25	2	4	1	1	39
33 Desrosiers*	1-2	0-0	1-2	0-1-1	4	3	1	1	4	0	25
01 Chennault*	4-10	0-0	0-0	1-1-2	3	8	2	3	0	0	32
11 Harris*	5-16	2-3	6-6	3-3-6	2	18	1	1	0	1	39
02 Fields	0-0	0-0	2-2	0-0-0	1	2	2	2	0	0	11
04 Green	0-1	0-0	0-0	0-1-1	0	0	0	0	0	0	3
10 Fischer	0-1	0-0	2-2	1-0-1	2	2	2	1	0	2	25
TEAM				4-3-7							
Totals.....	22-53	3-6	15-16	12-17-29	20	62	11	14	5	4	200

	1st	2nd	Total	FG%	3FG%	FT%
Richmond	31	39	70	48.9	43.8	76.0
Wake Forest	22	40	62	41.5	50.0	93.8

Points in the paint-RICH 26,WF 32. Points off turnovers-RICH 18,WF 14.
2nd chance points-RICH 9,WF 16. Fast break points-RICH 8,WF 6.
Bench points-RICH 23,WF 4. Score tied-1 time. Lead changed-0 times.
Largest lead-RICH by 23 2nd-11:34, WF None.
Officials: Mike Eades, Brian Dorsey, Dwayne Gladden



GAME 9	
DECEMBER 7, 2011	
WAKE FOREST	87
HIGH POINT	83
Millis Center (1,801) High Point, N.C.	

WAKE (6-3)	fg	3fg	ft	o-d-t	pf	TP	a	to	bs	s	mp
25 Mescheriakov*	4-4	3-3	1-2	1-6-7	3	12	2	2	0	1	28
30 McKie*	7-15	0-3	4-5	0-3-3	0	18	3	3	0	1	34
33 Desrosiers*	2-4	1-1	2-2	0-4-4	2	7	1	2	3	0	30
01 Chennault*	5-10	3-5	7-10	0-3-3	3	20	6	2	1	1	33
11 Harris*	7-8	4-5	2-3	1-3-4	4	20	3	2	0	2	31
02 Fields	1-3	0-1	2-2	0-1-1	2	4	3	0	0	2	16
10 Fischer	2-4	2-4	0-0	0-3-3	4	6	1	0	1	0	24
41 Godwin	0-0	0-0	0-0	0-0-0	0	0	0	0	0	0	2
45 Keenan	0-0	0-0	0-0	0-0-0	1	0	0	1	0	0	2
TEAM				1-3-4							
Totals.....	28-48	13-22	18-24	3-26-29	19	87	19	13	4	8	200

HPU (2-6)	fg	3fg	ft	o-d-t	pf	TP	a	to	bs	s	mp
20 Law*	5-8	0-0	1-2	3-2-5	2	11	2	2	1	1	25
41 Mikulic*	3-9	2-7	0-1	2-6-8	3	8	3	1	0	1	34
00 Martin*	2-5	2-5	1-4	1-2-3	2	7	2	1	0	0	26
01 Barbour*	12-18	7-11	4-5	3-2-5	4	35	2	2	0	1	36
11 Shine*	5-14	4-9	5-6	0-5-5	2	19	8	1	0	1	33
05 Wallace	0-5	0-1	0-0	0-0-0	2	0	0	2	0	1	11
23 Simms	0-1	0-1	0-0	0-0-0	2	0	3	1	0	1	16
34 Elliott	1-3	0-0	1-4	3-3-6	2	3	1	1	2	1	19
TEAM				3-0-3							
Totals.....	28-63	15-34	12-22	15-20-35	19	83	21	11	3	7	200

	1st	2nd	Total	FG%	3FG%	FT%
Wake Forest	45	42	87	58.3	59.1	75.0
High Point	37	46	83	44.4	44.1	54.5

Points in the paint-WF 28,HPU 22. Points off turnovers-WF 19,HPU 18.
2nd chance points-WF 7,HPU 19. Fast break points-WF 4,HPU 0.
Bench points-WF 10,HPU 3. Score tied-2 times. Lead changed-2 times.
Largest lead-WF by 15 2nd-18:20, HPU by 3 1st-19:01.
Officials: Tim Nestor, Sean Casady, Jerry Heater



GAME 10	
DECEMBER 10, 2011	
WAKE FOREST	54
SETON HALL	68
Prudential Center (6,981) Newark, N.J.	

WAKE (6-4)	fg	3fg	ft	o-d-t	pf	TP	a	to	bs	s	mp
25 Mescheriakov*	1-4	0-2	2-4	1-3-4	2	4	0	4	0	0	22
30 McKie*	7-14	0-1	3-4	1-6-7	2	17	0	0	0	0	37
33 Desrosiers*	3-6	0-1	2-3	2-1-3	5	8	1	1	1	1	29
01 Chennault*	3-6	1-3	2-4	0-4-4	3	9	2	2	0	0	32
11 Harris*	3-7	1-3	5-7	0-2-2	4	12	1	3	0	1	34
02 Fields	0-3	0-2	0-0	0-0-0	1	0	1	0	0	0	13
10 Fischer	1-6	0-4	0-0	0-0-0	1	2	1	0	0	0	24
40 Walker	1-2	0-0	0-0	1-2-3	2	2	0	0	1	0	9
TEAM				3-2-5</							

GAME #21 ■ WAKE FOREST AT CLEMSON ■ JAN. 28, 2012 ■ LITTLEJOHN COLISEUM ■ CLEMSON, S.C.



GAME 12	
DECEMBER 21, 2011	
UNC WILMINGTON	78
WAKE FOREST	87
<i>LJVM Coliseum (7,586)</i>	
<i>Winston-Salem, N.C.</i>	

UNCW (3-7)	fg	3fg	ft	o-d-t	pf	TP	a	to	bs	s	mp
02 Rendleman*	6-9	0-0	2-3	2-8-10	5	14	1	1	0	1	34
10 Jackson*	3-5	0-0	0-0	3-4-7	4	6	4	1	3	1	32
05 Smith*	12-22	7-12	1-3	1-2-3	3	32	0	1	0	1	29
10 Jackson*	2-5	1-2	0-0	0-0-0	5	5	0	3	0	0	18
14 Simmons*	0-4	0-3	8-10	1-3-4	5	8	3	0	1	25	
01 Morales	2-5	0-0	1-1	3-1-4	3	5	2	4	0	2	29
04 Wilson	0-0	0-0	0-0	0-2-2	1	0	0	0	0	0	11
12 Milson	1-5	1-4	2-2	0-0-0	3	5	1	0	0	0	14
31 Deloach	1-6	1-4	0-0	1-2-3	1	3	1	0	0	1	8
TEAM			2-0-2			1					
Totals.....	27-61	10-25	14-19	13-22-35	30	78	11	15	3	7	200

WAKE (8-4)	fg	3fg	ft	o-d-t	pf	TP	a	to	bs	s	mp
25 Mescheriakov*	5-12	2-8	1-4	3-0-3	4	13	2	0	0	1	26
30 McKie*	4-12	1-4	2-4	4-3-7	4	11	0	1	1	2	31
33 Desrosiers*	3-3	0-0	4-6	0-11-11	1	10	1	0	1	1	28
01 Chennault*	3-6	0-1	9-10	2-0-2	4	15	1	2	0	1	31
11 Harris*	5-7	0-0	13-14	0-2-2	2	23	4	0	2	38	
02 Fields	0-0	0-0	0-0	0-0-0	0	0	0	0	0	0	0
04 Green	0-0	0-0	1-2	0-2-2	1	1	1	0	0	0	3
10 Fischer	4-13	3-8	3-3	0-4-4	1	14	1	2	0	0	32
40 Walker	0-0	0-0	0-0	2-1-3	0	0	0	0	1	0	11
TEAM			1-2-3								
Totals.....	24-53	6-21	33-43	12-25-37	17	87	10	9	3	7	200

	1st	2nd	Total	FG%	3FG%	FT%
UNC Wilmington	33	26	59	44.3	40.0	73.7
Wake Forest	30	37	67	45.3	28.6	76.7

Points in the paint-UNCW 28, WF 32. Points off turnovers-UNCW 17, WF 19. 2nd chance points-UNCW 14, WF 15. Fast break points-UNCW 6, WF 2. Bench points-UNCW 13, WF 15. Score tied-2 times. Lead changed-3 times. Largest lead-UNCW by 5 1st-17:58, WF by 11 1st-00:07. Officials: Tim Nestor, Bernard Clinton, Louie Andrakas



GAME 13	
DECEMBER 29, 2011	
YALE	71
WAKE FOREST	72
<i>LJVM Coliseum (8,183)</i>	
<i>Winston-Salem, N.C.</i>	

YALE (8-3)	fg	3fg	ft	o-d-t	pf	TP	a	to	bs	s	mp
22 Willhite*	4-7	0-1	2-6	3-2-5	2	10	4	2	3	31	
44 Mangano*	9-21	0-5	2-3	4-8-12	2	20	0	4	3	0	36
50 Kreisberg*	1-6	0-1	0-0	1-4-5	5	2	3	5	0	24	
01 Morgan*	4-13	3-10	4-4	0-2-2	1	15	0	0	1	33	
05 Grace*	4-8	1-2	3-3	0-1-1	2	12	2	2	0	1	24
11 Pritchard	1-1	0-0	0-0	0-0-0	3	2	0	0	0	0	9
23 Salafia	3-6	1-3	0-0	0-1-1	0	7	0	2	0	2	16
25 Martin	0-0	0-0	0-0	0-0-0	2	0	1	0	0	0	7
35 Sherrod	0-1	0-0	0-0	0-1-1	1	0	0	0	0	0	10
42 Townsend	1-3	0-0	1-2	2-4-6	2	3	0	0	0	1	10
TEAM			7-3-10								
Totals.....	27-66	5-22	12-18	17-26-43	20	71	10	15	5	8	200

WAKE (9-4)	fg	3fg	ft	o-d-t	pf	TP	a	to	bs	s	mp
25 Mescheriakov*	3-10	0-1	7-7	0-2-2	2	13	1	2	2	1	31
30 McKie*	5-7	2-2	2-3	1-6-7	4	14	3	1	1	1	35
33 Desrosiers*	4-11	0-2	0-0	4-6-10	3	8	0	1	3	0	30
01 Chennault*	4-10	0-0	2-4	0-3-3	3	10	6	2	0	2	33
11 Harris*	8-12	3-4	4-8	0-3-3	1	23	1	2	0	3	35
02 Fields	0-0	0-0	0-0	0-0-0	1	0	1	0	0	0	5
04 Green	0-0	0-0	2-2	0-0-0	1	2	0	1	0	0	5
10 Fischer	0-2	0-1	0-0	0-1-1	0	0	1	3	0	1	16
40 Walker	1-1	0-0	0-0	0-0-0	0	2	0	1	1	0	10
TEAM			2-4-6								
Totals.....	25-53	5-10	17-24	7-25-32	15	72	12	14	7	8	200

	1st	2nd	Total	FG%	3FG%	FT%
Yale	33	26	71	40.9	22.7	66.7
Wake Forest	34	38	72	47.2	50.0	70.8

Points in the paint-YALE 30, WF 37. Points off turnovers-YALE 16, WF 13. 2nd chance points-YALE 16, WF 4. Fast break points-YALE 11, WF 20. Bench points-YALE 12, WF 4. Score tied-0 times. Lead changed-0 times. Largest lead-YALE None, WF by 19 2nd-11:34. Officials: Sean Hull, Sean Corbin, Ray Perone



GAME 14	
JANUARY 2, 2012	
WOFFORD	56
WAKE FOREST	52
<i>LJVM Coliseum (6,342)</i>	
<i>Winston-Salem, N.C.</i>	

WOFFORD (8-6)	fg	3fg	ft	o-d-t	pf	TP	a	to	bs	s	mp
14 Smith*	3-6	0-0	1-3	3-3-6	4	7	0	1	0	0	18
21 Crowell*	1-4	0-0	0-0	0-4-4	3	2	0	0	2	2	23
02 Cochran*	3-10	2-7	0-0	0-2-2	1	8	3	0	2	2	31
10 Giltner*	4-14	3-10	0-0	2-2-4	1	11	4	3	0	1	40
35 Loesing*	6-17	3-8	2-6	0-1-1	2	17	3	3	0	0	40
05 Byrd	3-4	1-2	1-3	0-1-1	2	8	0	0	0	1	10
34 Skinner	1-6	0-0	1-3	5-2-7	2	3	3	1	0	0	34
53 Rinksalis	0-0	0-0	0-0	0-2-2	1	0	0	1	0	0	4
TEAM			7-2-9								
Totals.....	21-61	9-27	5-15	17-19-36	16	56	13	9	4	6	200

WAKE (9-5)	fg	3fg	ft	o-d-t	pf	TP	a	to	bs	s	mp
25 Mescheriakov*	1-6	1-2	3-4	0-3-3	3	6	3	1	0	0	30
30 McKie*	7-13	0-2	11-12	2-4-6	3	25	1	3	1	2	37
33 Desrosiers*	0-1	0-0	0-0	0-2-2	4	0	1	0	3	0	19
01 Chennault*	5-13	0-1	1-1	1-2-3	4	11	2	3	0	1	32
10 Fischer*	1-7	0-5	0-0	1-3-4	1	2	1	4	0	0	37
02 Fields	0-0	0-0	0-0	0-1-1	0	0	0	2	0	0	8
04 Green	1-3	0-0	0-0	1-0-1	0	2	0	0	0	1	5
40 Walker	3-3	0-0	0-0	1-1-12	0	6	3	1	3	0	26
43 Ingle	0-0	0-0	0-0	0-1-1	0	0	0	0	0	0	1
TEAM			2-1-3								
Totals.....	18-46	1-10	15-17	8-28-36	15	52	11	14	7	5	200

	1st	2nd	Total	FG%	3FG%	FT%
Wofford	32	24	56	34.4	33.3	33.3
Wake Forest	22	30	52	39.1	10.0	88.2

Points in the paint-WOF 18, WF 30. Points off turnovers-WOF 9, WF 10. 2nd chance points-WOF 16, WF 7. Fast break points-WOF 0, WF 8. Bench points-WOF 11, WF 8. Score tied-1 time. Lead changed-5 times. Last FG-WOF 2nd-03:10, WF 2nd-00:04. Largest lead-WOF by 13 1st-00:46, WF by 3 1st-15:48. Officials: John Cahill, Gary Maxwell, Jeff Nichols



GAME 15	
JANUARY 7, 2012	
VIRGINIA TECH	55
WAKE FOREST	58
<i>LJVM Coliseum (10,037)</i>	
<i>Winston-Salem, N.C.</i>	

VT (11-4, 0-1)	fg	3fg	ft	o-d-t	pf	TP	a	to	bs	s	mp
14 Davila*	3-4	0-0	2-4	2-5-7	2	8	0	1	0	0	28
15 Finney-Smith*	0-1	0-0	0-0	1-6-7	1	0	0	0	0	2	33
31 Eddie*	4-7	4-6	0-0	1-2-3	4	12	0	4	1	0	18
05 Hudson*	4-13	0-5	0-0	1-1-2	1	8	3	2	1	1	33
11 Green*	9-18	1-4	0-0	1-6-7	3	19	6	3	1	2	37
01 Brown	2-6	1-5	1-2	0-0-0	1	6	1	0	0	1	23
04 Raines	0-2	0-0	0-0	1-1-2	1	0	0	0	1	1	12
10 Rankin	1-6	0-2	0-0	1-0-1	1	2	0	0	0	0	9
42 Barksdale	0-1	0-0	0-0	0-1-1	0	0	0	0	0	0	7
TEAM			1-0-1								
Totals.....	23-58	6-22	3-6	9-22-31	14	55	10	10	4	7	200

WAKE (10-5, 1-0)	fg	3fg	ft	o-d-t	pf	TP	a	to	bs	s	mp
25 Mescheriakov*	2-6	1-4	4-6	1-9-10	2	9	1	4	1	1	28
30 McKie*	6-14	0-1	0-1	6-9-15	3	12	1	3	0	0	35
40 Walker*	1-4	0-0	2-2	1-1-2	0	4	2	2	1	1	24
01 Chennault*	3-8	1-1	0-0	1-3-4	1	7	1	2	0	1	28
11 Harris*	3-8	3-4	4-4	1-4-5	1	13	4	2	0	0	39
04 Green	0-0	0-0	0-0	0-0-0	1	0	0	0	0	0	5
10 Fischer	3-7	2-5	0-0	0-0-0	1	8	1	1	0	0	25
33 Desrosiers	2-5	1-3	0-0	1-0-1	3	5	3	1	4	0	16
TEAM			2-3-5			1					
Totals.....	20-52	8-18	10-13	13-29-42	12	58	13				

GAME #21 ■ WAKE FOREST AT CLEMSON ■ JAN. 28, 2012 ■ LITTLEJOHN COLISEUM ■ CLEMSON, S.C.



GAME 18	
JANUARY 19, 2012	
WAKE FOREST	73
#4 DUKE	91
Cameron Indoor Stadium (9,314) Durham, N.C.	

WAKE (10-8, 1-3)	fg	3fg	ft	o-d-t	pf	TP	a	to	bs	s	mp
25 Mescheriakov*	4-8	0-2	4-6	2-2-4	4	12	0	2	0	2	25
30 McKie*	6-12	0-3	4-8	5-5-10	3	16	1	4	0	2	35
40 Walker*	1-2	0-0	2-4	0-2-2	4	4	0	2	4	0	16
01 Chennault*	5-14	0-3	3-5	1-2-3	4	13	2	1	0	3	35
11 Harris*	6-8	2-3	6-6	1-2-3	2	20	3	5	0	0	32
04 Green	0-1	0-0	1-2	0-1-1	0	1	0	0	0	0	4
10 Fischer	1-4	1-3	2-2	0-1-1	0	5	1	0	0	0	27
33 Desrosiers	0-4	0-2	2-2	1-1-2	3	2	1	0	2	1	24
45 Keenan	0-0	0-0	0-0	0-0-0	0	0	0	0	0	0	2
TEAM			2-2-4								
Totals.....	23-53	3-16	24-35	12-18-30	20	73	8	14	6	8	200

DUKE (16-2, 4-0)	fg	3fg	ft	o-d-t	pf	TP	a	to	bs	s	mp
05 Ma. Plumlee*	2-7	0-0	4-6	2-7-9	3	8	1	3	0	1	23
21 Mi. Plumlee*	0-0	0-0	0-0	1-3-4	3	0	1	0	0	0	20
02 Cook*	2-4	1-2	0-0	0-1-1	3	5	1	1	0	0	14
20 Dawkins*	7-13	7-12	0-0	1-0-1	2	21	0	1	0	1	26
30 Curry*	7-9	0-1	0-2	0-1-1	3	14	2	1	0	3	19
00 Rivers	6-11	3-4	5-6	1-2-3	1	20	0	2	0	1	32
03 Thornton	0-3	0-3	1-2	0-3-3	2	1	8	1	0	1	21
13 Gbinije	0-1	0-0	0-0	0-3-3	2	0	0	1	0	0	6
15 Hairston	0-0	0-0	2-2	0-1-1	5	2	0	1	0	1	10
34 Kelly	8-11	0-1	4-5	6-4-10	1	20	4	1	0	1	27
52 Zafirovski	0-0	0-0	0-0	0-1-1	1	0	0	0	1	0	2
TEAM			2-0-2								
Totals.....	32-59	11-23	16-23	13-26-39	26	91	17	13	1	9	200

	1st	2nd	Total	FG%	3FG%	FT%
Wake Forest	32	41	73	43.4	18.8	68.6
Duke	45	46	91	54.2	47.8	69.6

Points in the paint-WF 34,DU 28. Points off turnovers-WF 17,DU 15.
2nd chance points-WF 9,DU 18. Fast break points-WF 15,DU 7.
Bench points-WF 8,DU 43. Score tied-1 time. Lead changed-3 times.
Largest lead-WF by 2 1st-19:39, DU by 26 2nd-07:32.
Officials: James Luckie, Mike Eades, Tim Nestor
Flagrant 1 Foul: DU-Hairston (5:25, 2nd)



GAME 19	
JANUARY 21, 2012	
WAKE FOREST	71
BOSTON COLLEGE	56
Conte Forum (4,986) Chestnut Hill, Mass.	

WAKE (11-8, 2-3)	fg	3fg	ft	o-d-t	pf	TP	a	to	bs	s	mp
25 Mescheriakov*	3-6	0-1	0-0	0-2-2	4	6	1	1	0	0	18
30 McKie*	9-18	1-3	1-1	3-7-10	1	20	1	1	3	0	38
40 Walker*	2-5	0-0	2-2	2-9-11	3	6	1	3	6	1	24
01 Chennault*	3-8	0-1	3-6	0-2-2	2	9	6	1	0	0	38
11 Harris*	4-12	0-1	7-8	1-2-3	3	15	5	3	0	3	34
04 Green	0-0	0-0	0-0	0-0-0	2	0	0	0	0	0	3
10 Fischer	4-7	3-6	2-3	0-1-1	2	13	0	2	0	0	29
33 Desrosiers	1-3	0-1	0-0	0-8-8	0	2	1	0	1	2	16
45 Keenan	0-0	0-0	0-0	0-0-0	0	0	0	0	0	0	0+
TEAM			2-3-5								
Totals.....	26-59	4-13	15-20	8-34-42	17	71	15	11	10	6	200

BC (7-12, 2-3)	fg	3fg	ft	o-d-t	pf	TP	a	to	bs	s	mp
12 Anderson*	4-11	0-2	5-7	2-9-11	1	13	0	0	1	0	26
24 Clifford*	3-9	0-0	2-4	2-2-4	4	8	3	5	0	1	30
10 Daniels*	4-10	2-6	2-2	1-0-1	3	12	5	0	0	1	28
14 Humphrey*	3-8	1-4	0-0	1-3-4	2	7	0	1	0	0	26
20 Jackson*	2-7	1-4	5-5	1-2-3	3	10	2	0	1	0	28
01 Moton	0-2	0-1	0-0	0-2-2	2	0	1	3	1	0	23
04 Odio	0-2	0-0	0-0	2-2-4	1	0	0	0	0	0	8
05 Caudill	0-2	0-0	0-0	0-2-2	0	0	1	0	0	0	5
31 Rubin	0-3	0-2	0-0	0-0-0	0	0	0	0	0	0	8
33 Heckmann	3-7	0-2	0-0	1-2-3	2	6	0	3	1	0	18
TEAM			1-2-3								
Totals.....	19-61	4-21	14-18	11-26-37	18	56	12	12	4	2	200

	1st	2nd	Total	FG%	3FG%	FT%
Wake Forest	34	37	71	44.1	30.8	75.0
Boston College	26	30	56	31.1	19.0	77.8

Points in the paint-WF 40,BC 24. Points off turnovers-WF 15,BC 8.
2nd chance points-WF 11,BC 1. Fast break points-WF 4,BC 2.
Bench points-WF 15,BC 6. Score tied-0 times. Lead changed-0 times.
Largest lead-WF by 17 2nd-02:36, BC None.
Officials: Roger Ayers, Brian O'Connell, Sean Hull



GAME 20	
JANUARY 25, 2012	
#23 FLORIDA STATE	75
WAKE FOREST	52
LJVM Coliseum (9,147) Winston-Salem, N.C.	

FSU (14-6, 5-1)	fg	3fg	ft	o-d-t	pf	TP	a	to	bs	s	mp
01 Gibson*	4-7	0-0	2-2	1-2-3	3	10	0	2	0	1	19
05 James*	3-6	0-0	1-2	2-7-9	0	7	1	3	2	1	27
03 Loucks*	2-3	1-2	0-0	0-2-2	3	5	1	1	1	0	13
04 Dulkys*	2-5	1-4	0-0	1-2-3	3	5	0	0	0	1	24
21 Snaer*	6-9	4-4	2-3	0-2-2	3	18	2	0	0	0	27
10 White	4-6	0-0	3-3	0-3-3	1	11	0	0	0	0	20
12 Peterson	2-6	0-1	0-0	1-1-2	1	4	6	3	0	1	25
20 Portuondo	1-1	1-1	0-0	0-0-0	0	3	0	0	0	0	1
24 Space	1-1	0-0	1-1	0-0-1	0	1	3	0	0	0	2
30 Miller	1-8	1-3	0-0	1-1-2	2	3	3	1	0	3	21
31 Whisnant	0-1	0-1	0-0	0-0-0	1	0	0	0	0	0	8
33 Moreau	0-0	0-0	0-0	0-0-0	0	0	0	0	0	0	1
50 Kreft	3-4	0-0	0-2	4-2-6	1	6	0	1	0	0	12
TEAM			0-2-2								
Totals.....	29-57	8-16	9-13	10-24-34	19	75	13	11	3	7	200

WAKE (11-9, 2-4)	fg	3fg	ft	o-d-t	pf	TP	a	to	bs	s	mp
25 Mescheriakov*	4-9	1-3	4-5	0-3-3	3	13	0	5	0	1	34
30 McKie*	1-13	0-4	1-2	4-5-9	5	3	1	4	0	1	32
40 Walker*	0-2	0-0	0-0	0-4-4	0	0	1	2	4	0	15
01 Chennault*	4-6	1-1	2-3	1-2-3	4	11	3	3	0	1	37
11 Harris*	4-6	2-3	6-6	0-3-3	0	16	2	2	1	0	38
04 Green	0-0	0-0	0-0	0-1-1	1	0	0	1	0	0	5
10 Fischer	2-6	1-4	2-2	0-1-1	1	7	0	1	0	1	23
33 Desrosiers	0-1	0-1	0-0	0-1-1	3	0	0	0	0	0	13
41 Godwin	0-0	0-0	2-2	0-0-0	0	2	0	0	0	0	1
43 Ingle	0-0	0-0	0-0	0-0-0	0	0	0	0	0	0	1
45 Keenan	0-0	0-0	0-0	0-0-0	0	0	0	0	0	0	1
TEAM			2-1-3								
Totals.....	15-43	5-16	17-20	7-21-28	17	52	7	18	5	4	200

	1st	2nd	Total	FG%	3FG%	FT%
Florida State	29	46	75	50.9	50.0	69.2
Wake Forest	23	29	52	34.9	31.3	85.0

Points in the paint-FS 40,WF 16. Points off turnovers-FS 15,WF 5.
2nd chance points-FS 13,WF 3. Fast break points-FS 10,WF 6.
Bench points-FS 30,WF 9. Score tied-2 times. Lead changed-1 time.
Largest lead-FS by 25 2nd-00:23, WF by 5 1st-15:48.
Officials: Jim Burr, Sean Corbin, Brian Dorsey
Flagrant 1 Foul: WF-Chennault (9:56, 2nd)
Technical Foul: FS-Gibson (16:41, 1st)


1 • TONY CHENNAULT

SOPHOMORE ■ GUARD ■ 6-2 ■ 195 ■ PHILADELPHIA, PA. ■ NEUMANN-GORETTI

Slowed by a foot injury in his first season with the Deacons ... Worked diligently rehabbing the injury and returned to the court in mid-January ... Tough, hard-nosed point guard out of Philadelphia ... Looks to push the ball in transition ... Able to change speed and direction to penetrate into the lane ... Solid mid-range jumper ... First Philly native to suit up for the Deacons since Fran McCaffery in 1978 ... First Pennsylvania native to play for Wake Forest since actor Marc Blucas (Girard, Pa.) from 1991-94.

CHENNAULT'S 2011-12 SEASON HIGHLIGHTS:

- Made his first career start in the season opener against Loyola (Nov. 11).
- Set new career-highs in points (17), rebounds (6), field goals (7), field goal attempts (14) and free throw attempts (7) vs. Dayton (Nov. 24).
- Reached double figures for the fourth time in six games with 14 points vs. Texas Tech (Nov. 27).
- Had arguably his best game as a Deacon, notching career-highs of 20 points and six assists while shooting 3-of-5 from beyond the arc at High Point (Dec. 7); doubled his career 3-point field goal total with the performance.
- Turned in career-highs of 9 free throws in 10 attempts vs. UNC Wilmington (Dec. 21).
- Matched his career-high with 6 assists vs. Yale (Dec. 29).
- Went a season-best 5-of-8 from the floor for 11 points and added four assists with no turnovers at Maryland (Jan. 11).
- Matched his career-high six assists for the fourth time at Boston College (Jan. 21).
- Currently ranks among the ACC leaders in assists (10th, 2.9 overall; 10th, 3.2 conference).



SEASON/CAREER HIGHS

POINTS

SEASON: 20, at High Point (12/7/11)
CAREER: 20, at High Point (12/7/11)

REBOUNDS

SEASON: 6, vs. Dayton (11/24/11)
CAREER: 6, vs. Dayton (11/24/11)

OFFENSIVE REBOUNDS

SEASON: 3, four times
(last: vs. UNC Wilmington, 12/21/11)
CAREER: 3, vs. Boston Coll. (3/10/11)

ASSISTS

SEASON: 6, four times
(last: at Boston College, 1/21/11)
CAREER: 6, four times
(last: at Boston College, 1/21/11)

STEALS

SEASON: 4, vs. Ga. Southern (11/16/11)
CAREER: 4, vs. Ga. Southern (11/16/11)

BLOCKED SHOTS

SEASON: 1, at High Point (12/7/11)
CAREER: 1, at High Point (12/7/11)

FIELD GOALS

SEASON: 7, vs. Dayton (11/24/11)
CAREER: 7, vs. Dayton (11/24/11)

FIELD GOAL ATTEMPTS

SEASON: 14, two times
(last: at Duke, 1/19/12)
CAREER: 14, two times
(last: at Duke, 1/19/12)

FREE THROWS

SEASON: 9, vs. UNCW (12/21/11)
CAREER: 9, vs. UNCW (12/21/11)

FREE THROW ATTEMPTS

SEASON: 10, two times
(last: vs. UNC Wilmington, 12/21/11)
CAREER: 10, two times
(last: vs. UNC Wilmington, 12/21/11)

3-POINT FIELD GOALS

SEASON: 3, at High Point (12/7/11)
CAREER: 3, at High Point (12/7/11)

3-POINT ATTEMPTS

SEASON: 5, at High Point (12/7/11)
CAREER: 5, at High Point (12/7/11)

MINUTES PLAYED

SEASON: 39, at Maryland (1/12/12)
CAREER: 39, at Maryland (1/12/12)

CHENNAULT'S 2011-12 GAME-BY-GAME STATISTICS

Opponent	Date	Min	FG	FGA	Pct	3PT	3PA	Pct	FT	FTA	Pct	O	D	REB	Avg	PF	FO	AS	TO	BS	ST	TP	Avg
LOYOLA (MD.)	11/11/11	31*	4	9	.444	0	1	.000	0	1	.000	2	3	5	5.0	2	0	2	3	0	0	8	8.0
GA. SOUTHERN	11/16/11	25*	4	10	.400	0	3	.000	6	7	.857	0	3	3	4.0	4	0	4	2	0	4	14	11.0
NC CENTRAL	11/20/11	25*	5	11	.455	1	4	.250	2	4	.500	0	3	3	3.7	4	0	6	2	0	2	13	11.7
vs Dayton	11/24/11	27*	7	14	.500	0	0	.000	3	7	.429	2	4	6	4.3	3	0	0	1	0	1	17	13.0
vs Arizona State	11/25/11	20*	3	5	.600	0	2	.000	3	6	.500	0	0	0	3.4	3	0	0	1	0	1	9	12.2
vs Texas Tech	11/27/11	30*	6	11	.545	0	1	.000	2	2	1.000	2	1	3	3.3	2	0	2	4	0	3	14	12.5
at Nebraska	11/30/11	27*	1	6	.167	0	1	.000	0	0	.000	0	1	1	3.0	1	0	3	1	0	0	2	11.0
RICHMOND	12/03/11	32*	4	10	.400	0	0	.000	0	0	.000	1	1	2	2.9	3	0	2	3	0	0	8	10.6
at High Point	12/07/11	33*	5	10	.500	3	5	.600	7	10	.700	0	3	3	2.9	3	0	6	2	1	1	20	11.7
at Seton Hall	12/10/11	32*	3	6	.500	1	3	.333	2	4	.500	0	4	4	3.0	3	0	2	2	0	0	9	11.4
GARDNER-WEBB	12/18/11	36*	4	11	.364	0	0	.000	1	1	1.000	1	2	3	3.0	3	0	3	0	0	2	9	11.2
UNCW	12/21/11	31*	3	6	.500	0	1	.000	9	10	.900	2	0	2	2.9	4	0	1	2	0	1	15	11.5
YALE	12/29/11	33*	4	10	.400	0	0	.000	2	4	.500	0	3	3	2.9	3	0	6	2	0	2	10	11.4
WOFFORD	01/02/12	32*	5	13	.385	0	1	.000	1	1	1.000	1	2	3	2.9	4	0	2	3	0	1	11	11.4
VIRGINIA TECH	01/07/12	28*	3	8	.375	1	1	1.000	0	0	.000	1	3	4	3.0	1	0	1	2	0	1	7	11.1
at Maryland	01/11/12	39*	5	8	.625	0	0	.000	1	3	.333	1	3	4	3.1	4	0	4	0	0	1	11	11.1
NC STATE	01/14/12	21*	1	5	.200	1	3	.333	0	0	.000	0	1	1	2.9	0	0	3	5	0	0	3	10.6
at Duke	01/19/12	35*	5	14	.357	0	3	.000	3	5	.600	1	2	3	2.9	4	0	2	1	0	3	13	10.7
at BC	01/21/12	38*	3	8	.375	0	1	.000	3	6	.500	0	2	2	2.9	2	0	6	1	0	0	9	10.6
FLORIDA STATE	01/25/12	37*	4	6	.667	1	1	1.000	2	3	.667	1	2	3	2.9	4	0	3	3	0	1	11	10.7
TOTALS		612	79	181	.436	8	31	.258	47	74	.635	15	43	58	2.9	57	0	58	40	1	24	213	10.7

*denotes starter

CHENNAULT'S CAREER STATISTICS

Season	G	GS	MP	MFG	FG	FGA	PCT	3PT	3PA	PCT	FT	FTA	PCT	O-D-REB	AVG	PF-DQ	AS	TO	BS	ST	PTS	AVG
2010-11	15	0	262	17.5	26	89	.292	2	14	.143	13	23	.565	9-29-38	2.5	39-0	29	36	0	6	67	4.5
2011-12	20	20	612	30.6	79	181	.436	8	31	.258	47	74	.635	15-43-58	2.9	57-0	58	40	1	24	213	10.7
TOTAL	35	20	874	25.0	105	270	.389	10	45	.222	60	97	.619	24-72-96	2.7	96-0	87	76	1	30	280	8.0

CHENNAULT'S CAREER ACC STATISTICS

Season	G	GS	MP	MFG	FG	FGA	PCT	3PT	3PA	PCT	FT	FTA	PCT	O-D-REB	AVG	PF-DQ	AS	TO	BS	ST	PTS	AVG
2010-11	13	0	230	17.7	24	78	.308	2	13	.154	9	19	.474	5-27-32	2.5	34-0	23	35	0	5	59	4.5
2011-12	6	6	198	33.0	21	49	.429	3	9	.333	9	17	.529	4-13-17	2.8	15-0	19	12	0	6	54	9.0
TOTAL	19	6	428	22.5	45	127	.354	5	22	.227	18	36	.500	9-40-49	2.6	49-0	42	47	0	11	113	5.9



33 - CARSON DESROSIERS

SOPHOMORE ■ CENTER ■ 7-0 ■ 240 ■ WINDHAM, N.H. ■ CENTRAL CATHOLIC (MA)

Turned in a solid first season with the Deacons, coming into his own when the ACC season began in January ... Finished with the most blocked shots for a Wake Forest freshman since Tim Duncan in 1994 ... Skilled post who can play both inside and on the perimeter ... Excellent shooting range for a big man ... Good catch-and-shoot 3-point shooter ... Showed promising shot-blocking ability as a freshman ... Possesses loads of potential with added bulk ... First-ever New Hampshire native to play for the Deacons.

DESROSIERS' 2011-12 SEASON HIGHLIGHTS:

- Tallied a career-high eight blocks in the season opener vs. Loyola (Nov. 11); fell just shy of a triple-double with eight points and 10 rebounds to go along with his eight blocks.
- Had multiple blocked shots in eight of the first nine games to open the season.
- Had a breakout performance at Nebraska (Nov. 30), posting his first career double-double with career-bests of 13 points and 12 rebounds; went 5-for-9 from the field, including 2-for-4 from 3-point range; added a pair of blocks in a career-high 36 minutes.
- Posted four-block efforts, his second-best totals of the season, vs. Richmond (Dec. 3) and vs. Virginia Tech (Jan. 7).
- Turned in his second career double-double with 10 points and 11 rebounds vs. UNC Wilmington (Dec. 21).
- Fell just shy of a double-double with 8 points and 10 rebounds vs. Yale (Dec. 29).
- Tied a career-high with three assists off the bench vs. Virginia Tech (Jan. 7).
- Currently ranks among the ACC leaders in blocks (3rd, 2.4 overall; t-5th, 1.8 conference); 31st nationally in blocks per game.



SEASON/CAREER HIGHS

POINTS

SEASON: 13, at Nebraska (11/30/11)
CAREER: 13, at Nebraska (11/30/11)

REBOUNDS

SEASON: 12, at Nebraska (11/30/11)
CAREER: 12, at Nebraska (11/30/11)

OFFENSIVE REBOUNDS

SEASON: 4, vs. Yale (12/29/11)
CAREER: 4, vs. Yale (12/29/11)

ASSISTS

SEASON: 3, two times
(last: vs. Virginia Tech, 1/7/12)
CAREER: 3, two times
(last: vs. Virginia Tech, 1/7/12)

STEALS

SEASON: 4, vs. Ga. Southern (11/16/11)
CAREER: 4, vs. Ga. Southern (11/16/11)

BLOCKED SHOTS

SEASON: 8, vs. Loyola (11/11/11)
CAREER: 8, vs. Loyola (11/11/11)

FIELD GOALS

SEASON: 5, at Nebraska (11/30/11)
CAREER: 5, two times
(last: at Nebraska, 11/30/11)

FIELD GOAL ATTEMPTS

SEASON: 11, vs. Yale (12/29/11)
CAREER: 11, vs. Yale (12/29/11)

FREE THROWS

SEASON: 4, vs. UNCW (12/21/11)
CAREER: 6, vs. Marist (11/23/10)

FREE THROW ATTEMPTS

SEASON: 6, vs. UNCW (12/21/11)
CAREER: 6, two times
(last: vs. UNC Wilmington, 12/21/11)

3-POINT FIELD GOALS

SEASON: 2, at Nebraska (11/30/11)
CAREER: 2, at Nebraska (11/30/11)

3-POINT ATTEMPTS

SEASON: 4, at Nebraska (11/30/11)
CAREER: 4, at Nebraska (11/30/11)

MINUTES PLAYED

SEASON: 36, at Nebraska (11/30/11)
CAREER: 36, at Nebraska (11/30/11)

DESROSIERS' 2011-12 GAME-BY-GAME STATISTICS

Opponent	Date	Min	FG	FGA	Pct	3PT	3PA	Pct	FT	FTA	Pct	O	D	REB	Avg	PF	FO	AS	TO	BS	ST	TP	Avg
LOYOLA (MD.)	11/11/11	33*	3	6	.500	1	2	.500	1	4	.250	3	7	10	10.0	1	0	1	1	8	1	8	8.0
GA. SOUTHERN	11/16/11	28*	2	6	.333	0	0	.000	0	2	.000	1	5	6	8.0	2	0	3	0	3	0	4	6.0
NC CENTRAL	11/20/11	26*	2	3	.667	0	0	.000	0	0	.000	1	3	4	6.7	3	0	1	0	1	0	4	5.3
vs Dayton	11/24/11	18*	1	5	.200	0	0	.000	0	0	.000	0	3	3	5.8	4	0	1	1	2	1	2	4.5
vs Arizona State	11/25/11	25*	3	8	.375	0	0	.000	2	2	1.000	2	2	4	5.4	2	0	0	1	2	1	8	5.2
vs Texas Tech	11/27/11	18*	1	1	1.000	0	0	.000	2	5	.400	1	3	4	5.2	3	0	0	2	2	1	4	5.0
at Nebraska	11/30/11	36*	5	9	.556	2	4	.500	1	2	.500	0	12	12	6.1	3	0	0	1	2	0	13	6.1
RICHMOND	12/03/11	25*	1	2	.500	0	0	.000	1	2	.500	0	1	1	5.5	4	0	1	1	4	0	3	5.8
at High Point	12/07/11	30*	2	4	.500	1	1	1.000	2	2	1.000	0	4	4	5.3	2	0	1	2	3	0	7	5.9
at Seton Hall	12/10/11	29*	3	6	.500	0	1	.000	2	3	.667	2	1	3	5.1	5	1	1	1	1	1	8	6.1
GARDNER-WEBB	12/18/11	16*	0	1	.000	0	0	.000	0	0	.000	0	5	5	5.1	2	0	1	4	1	0	0	5.5
UNCW	12/21/11	28*	3	3	1.000	0	0	.000	4	6	.667	0	11	11	5.6	1	0	1	0	1	1	10	5.9
YALE	12/29/11	30*	4	11	.364	0	2	.000	0	0	.000	4	6	10	5.9	3	0	0	1	3	0	8	6.1
WOFFORD	01/02/12	19*	0	1	.000	0	0	.000	0	0	.000	0	2	2	5.6	4	0	1	0	3	0	0	5.6
VIRGINIA TECH	01/07/12	16	2	5	.400	1	3	.333	0	0	.000	1	0	1	5.3	3	0	3	1	4	0	5	5.6
at Maryland	01/11/12	8	1	3	.333	0	1	.000	0	0	.000	1	0	1	5.1	5	1	0	0	2	0	2	5.4
NC STATE	01/14/12	18	1	2	.500	0	0	.000	0	0	.000	2	2	4	5.0	1	0	0	1	2	0	2	5.2
at Duke	01/19/12	24	0	4	.000	0	2	.000	2	2	1.000	1	1	2	4.8	3	0	1	0	2	1	2	5.0
at BC	01/21/12	16	1	3	.333	0	1	.000	0	0	.000	0	8	8	5.0	0	0	1	0	1	2	2	4.8
FLORIDA STATE	01/25/12	13	0	1	.000	0	1	.000	0	0	.000	0	1	1	4.8	3	0	0	0	0	0	0	4.6
TOTALS		456	35	84	.417	5	18	.278	17	30	.567	19	77	96	4.8	54	2	17	17	47	9	92	4.6

*denotes starter

DESROSIERS' CAREER STATISTICS

Season	G	GS	MP	MFG	FG	FGA	PCT	3PT	3PA	PCT	FT	FTA	PCT	O-D-REB	AVG	PF-DQ	AS	TO	BS	ST	PTS	AVG
2010-11	31	22	592	19.1	48	122	.393	5	18	.278	24	34	.706	27-72-99	3.2	59-0	22	27	52	8	125	4.0
2011-12	20	14	456	22.8	35	84	.417	5	18	.278	17	30	.567	19-77-96	4.8	54-2	17	17	47	9	92	4.6
TOTAL	51	36	1048	20.5	83	206	.403	10	36	.278	41	64	.641	46-149-195	3.8	113-2	39	44	99	17	217	4.3

DESROSIERS' CAREER ACC STATISTICS

Season	G	GS	MP	MFG	FG	FGA	PCT	3PT	3PA	PCT	FT	FTA	PCT	O-D-REB	AVG	PF-DQ	AS	TO	BS	ST	PTS	AVG
2010-11	16	16	356	22.3	26	68	.382	3	12	.250	11	17	.647	15-41-56	3.5	36-0	17	10	32	4	66	4.1
2011-12	6	0	95	15.8	5	18	.278	1	8	.125	2	2	1.000	5-12-17	2.8	15-1	5	2	11	3	13	2.2
TOTAL	22	16	451	20.5	31	86	.360	4	20	.200	13	19	.684	20-53-73	3.3	51-1	22	12	43	7	79	3.6




2 - ANTHONY FIELDS

FRESHMAN ■ GUARD ■ 6-0 ■ 170 ■ DETROIT, MICH. ■ QUALITY EDUCATION ACADEMY (NC)

Lightning-quick point guard who reminds some of former Deacon Ishmael Smith ... Pushes the ball hard in transition and is able to get to the rim or find the open man ... Sets the tone defensively with constant ball pressure ... Consummate leader with a great work ethic ... Signed with the Deacons during the spring signing period ... Detroit native who played locally at Winston-Salem's Quality Education Academy ... The third Michigan native to play for the Deacons in the modern era, joining David Rasmussen (1992-93) and Kyle Visser (2004-07).

FIELDS' 2011-12 SEASON HIGHLIGHTS:

- Made his collegiate debut vs. Loyola (Nov. 11) and finished with seven points and a team-high three assists.
- Did not commit a single turnover over the first two games of the season; a stretch that spanned 41 minutes; did not commit his first collegiate turnover until seven minutes into the NC Central game (Nov. 20).
- Tied his season-high with four assists--against just one turnover--vs. Dayton (Nov. 24).
- Broke a three-game streak without an assist by recording a pair vs. Richmond (Dec. 3).
- Scored four points with a season-high pair of steals at High Point (Dec. 7).
- Hauled in a season-high three rebounds, including the first offensive board of his career, vs. NC State (Jan. 14).



SEASON/CAREER HIGHS

POINTS

SEASON: 7, vs. Loyola (11/11/11)

REBOUNDS

SEASON: 3, vs. NC State (1/14/12)

DEFENSIVE REBOUNDS

SEASON: 1, vs. NC State (1/14/12)

ASSISTS

SEASON: 4, two times
(last: vs. Dayton, 11/24/11)

STEALS

SEASON: 2, at High Point (12/7/11)

BLOCKED SHOTS

SEASON: 0

FIELD GOALS

SEASON: 2, two times
(last: vs. Arizona State, 11/25/11)

FIELD GOAL ATTEMPTS

SEASON: 8, vs. NC State (1/14/12)

FREE THROWS

SEASON: 2, three times
(last: at High Point, 12/7/11)

FREE THROW ATTEMPTS

SEASON: 6, vs. Loyola (11/11/11)

3-POINT FIELD GOALS

SEASON: 1, vs. Loyola (11/11/11)

3-POINT ATTEMPTS

SEASON: 3, vs. Ga. Southern (11/16/11)

MINUTES PLAYED

SEASON: 23, vs. Loyola (11/11/11)

FIELDS' 2011-12 GAME-BY-GAME STATISTICS

Opponent	Date	Min	FG	FGA	Pct	3PT	3PA	Pct	FT	FTA	Pct	O	D	REB	Avg	PF	FO	AS	TO	BS	ST	TP	Avg
LOYOLA (MD.)	11/11/11	23	2	7	.286	1	2	.500	2	6	.333	0	2	2	2.0	1	0	3	0	0	0	7	7.0
GA. SOUTHERN	11/16/11	18	0	4	.000	0	3	.000	0	0	.000	0	1	1	1.5	0	0	4	0	0	1	0	3.5
NC CENTRAL	11/20/11	11	1	1	1.000	0	0	.000	1	2	.500	0	2	2	1.7	2	0	2	3	0	0	3	3.3
vs Dayton	11/24/11	14	0	1	.000	0	0	.000	0	0	.000	0	1	1	1.5	1	0	4	1	0	1	0	2.5
vs Arizona State	11/25/11	20	2	2	1.000	0	0	.000	0	0	.000	0	1	1	1.4	2	0	0	2	0	0	4	2.8
vs Texas Tech	11/27/11	12	0	1	.000	0	0	.000	0	0	.000	0	0	0	1.2	0	0	0	1	0	1	0	2.3
at Nebraska	11/30/11	6	0	0	.000	0	0	.000	0	0	.000	0	0	0	1.0	0	0	0	0	0	0	0	2.0
RICHMOND	12/03/11	11	0	0	.000	0	0	.000	2	2	1.000	0	0	0	0.9	1	0	2	2	0	0	2	2.0
at High Point	12/07/11	16	1	3	.333	0	1	.000	2	2	1.000	0	1	1	0.9	2	0	3	0	0	2	4	2.2
at Seton Hall	12/10/11	13	0	3	.000	0	2	.000	0	0	.000	0	0	0	0.8	1	0	1	0	0	0	0	2.0
GARDNER-WEBB	12/18/11	5	0	1	.000	0	1	.000	0	0	.000	0	0	0	0.7	0	0	2	2	0	0	0	1.8
UNCW	12/21/11	0	0	0	.000	0	0	.000	0	0	.000	0	0	0	0.7	0	0	0	0	0	0	0	1.7
YALE	12/29/11	5	0	0	.000	0	0	.000	0	0	.000	0	0	0	0.6	1	0	0	1	0	0	0	1.5
WOFFORD	01/02/12	8	0	0	.000	0	0	.000	0	0	.000	0	1	1	0.6	0	0	0	2	0	0	0	1.4
VIRGINIA TECH	01/07/12		DNP																				
at Maryland	01/11/12	1	0	0	.000	0	0	.000	0	0	.000	0	0	0	0.6	1	0	0	0	0	0	0	1.3
NC STATE	01/14/12	15	1	8	.125	0	2	.000	0	0	.000	1	2	3	0.8	0	0	0	2	0	0	2	1.4
at Duke	01/19/12		DNP																				
at BC	01/21/12		DNP																				
FLORIDA STATE	01/25/12		DNP																				
TOTALS		178	7	31	.226	1	11	.091	7	12	.583	1	11	12	0.8	12	0	21	16	0	5	22	1.4

*denotes starter

FIELDS' CAREER STATISTICS

Season	G	GS	MP	MPG	FG	FGA	PCT	3PT	3PA	PCT	FT	FTA	PCT	O-D-REB	AVG	PF-DQ	AS	TO	BS	ST	PTS	AVG
2011-12	16	0	178	11.1	7	31	.226	1	11	.091	7	12	.583	1-11-12	0.8	12-0	21	16	0	5	22	1.4
TOTAL	16	0	178	11.1	7	31	.226	1	11	.091	7	12	.583	1-11-12	0.8	12-0	21	16	0	5	22	1.4

FIELDS' CAREER ACC STATISTICS

Season	G	GS	MP	MPG	FG	FGA	PCT	3PT	3PA	PCT	FT	FTA	PCT	O-D-REB	AVG	PF-DQ	AS	TO	BS	ST	PTS	AVG
2011-12	2	0	16	8.0	1	8	.125	0	2	.000	0	0	.000	1-2-3	1.5	1-0	0	2	0	0	2	1.0
TOTAL	2	0	16	8.0	1	8	.125	0	2	.000	0	0	.000	1-2-3	1.5	1-0	0	2	0	0	2	1.0



10 - CHASE FISCHER

FRESHMAN ■ GUARD ■ 6-3 ■ 180 ■ RIPLEY, W.VA. ■ RIPLEY

Terrific 3-point shooter with deep range ... Able to knock down pull-up jumpers off the dribble ... Possesses a high basketball IQ and is able to make decisions under pressure ... Great work ethic ... One of the top scorers in West Virginia high school basketball history ... Became the ninth all-time Parade All-American to suit up for Wake Forest ... Joins Chris Paul (2003) and Al-Farouq Aminu (2008) as Deacons who were first team honorees by Parade ... The fifth West Virginia native to play for the Deacons in the modern era and the first since Mark Cline (1984-87).

FISCHER'S 2011-12 SEASON HIGHLIGHTS:

- Made his collegiate debut vs. Loyola (Nov. 11) and finished with two points and an assist before fouling out.
- Overcame a lackluster debut with a great outing vs. Georgia Southern (Nov. 16); scored 13 points on 4-of-9 shooting; hit two 3-pointers and added three assists, three steals and a block in 32 minutes off the bench.
- Scored in double figures for a second straight game vs. NC Central (Nov. 20) with 10 points on 4-of-5 shooting; added five assists, two steals and a pair of 3-pointers.
- Named the ACC's Rookie of the Week for the week of Nov. 13-20 after averaging 11.5 points, four assists and 2.5 steals while shooting 57.1 percent from the field.
- Went 4-for-7 from 3-point range vs. Dayton (Nov. 24).
- Scored 13 points at Nebraska (Nov. 30) by going 5-for-7 from the field, including 3-for-5 from three-point range.
- Hit multiple 3-pointers (2-of-4) for the fifth time in the first nine games at High Point (Dec. 7).
- Scored 11 points vs. Gardner-Webb (Dec. 18) and was instrumental in icing the win by hitting 5-of-6 free throws in the final 33 seconds.
- Scored a season-high 14 points vs. UNC Wilmington (Dec. 21), hitting 3-of-8 from 3-point range.
- Made his first career start vs. Wofford (Jan. 2) in place of the injured C.J. Harris and played a season-high 37 minutes.
- Scored 13 points, hitting 3-of-6 from 3-point range, in 29 minutes at Boston College (Jan. 21).

FISCHER'S 2011-12 GAME-BY-GAME STATISTICS

Opponent	Date	Min	FG	FGA	Pct	3PT	3PA	Pct	FT	FTA	Pct	O	D	REB	Avg	PF	FO	AS	TO	BS	ST	TP	Avg
LOYOLA (MD.)	11/11/11	24	0	3	.000	0	3	.000	2	2	1.000	1	0	1	1.0	5	1	1	1	0	0	2	2.0
GA. SOUTHERN	11/16/11	32	4	9	.444	2	7	.286	3	3	1.000	1	1	2	1.5	1	0	3	2	1	3	13	7.5
NC CENTRAL	11/20/11	27	4	5	.800	2	3	.667	0	0	.000	1	1	2	1.7	2	0	5	0	0	2	10	8.3
vs Dayton	11/24/11	29	4	7	.571	4	7	.571	0	0	.000	1	2	3	2.0	1	0	1	0	0	1	12	9.3
vs Arizona State	11/25/11	29	1	5	.200	1	5	.200	0	0	.000	0	1	1	1.8	1	0	1	2	0	1	3	8.0
vs Texas Tech	11/27/11	29	1	4	.250	1	4	.250	0	0	.000	0	3	3	2.0	3	0	2	0	0	0	3	7.2
at Nebraska	11/30/11	31	5	7	.714	3	5	.600	0	0	.000	0	3	3	2.1	1	0	0	1	0	1	13	8.0
RICHMOND	12/03/11	25	0	1	.000	0	0	.000	2	2	1.000	1	0	1	2.0	2	0	2	1	0	2	2	7.3
at High Point	12/07/11	24	2	4	.500	2	4	.500	0	0	.000	0	3	3	2.1	4	0	1	1	0	1	6	7.1
at Seton Hall	12/10/11	24	1	6	.167	0	4	.000	0	0	.000	0	0	0	1.9	1	0	1	0	0	0	2	6.6
GARDNER-WEBB	12/18/11	30	2	5	.400	2	4	.500	5	7	.714	0	5	5	2.2	0	0	2	0	0	2	11	7.0
UNCW	12/21/11	32	4	13	.308	3	8	.375	3	3	1.000	0	4	4	2.3	1	0	1	2	0	0	14	7.6
YALE	12/29/11	16	0	2	.000	0	1	.000	0	0	.000	0	1	1	2.2	0	0	1	3	0	1	0	7.0
WOFFORD	01/02/12	37*	1	7	.143	0	5	.000	0	0	.000	1	3	4	2.4	1	0	1	4	0	0	2	6.6
VIRGINIA TECH	01/07/12	25	3	7	.429	2	5	.400	0	0	.000	0	0	0	2.2	1	0	1	1	0	0	8	6.7
at Maryland	01/11/12	23	1	7	.143	1	5	.200	0	1	.000	0	3	3	2.3	4	0	1	1	0	0	3	6.5
NC STATE	01/14/12	28	2	7	.286	1	4	.250	2	2	1.000	0	5	5	2.4	0	0	2	3	0	0	7	6.5
at Duke	01/19/12	27	1	4	.250	1	3	.333	2	2	1.000	0	1	1	2.3	0	0	1	0	0	0	5	6.4
at BC	01/21/12	29	4	7	.571	3	6	.500	2	3	.667	0	1	1	2.3	2	0	0	2	0	0	13	6.8
FLORIDA STATE	01/25/12	23	2	6	.333	1	4	.250	2	2	1.000	0	1	1	2.2	1	0	0	1	0	1	7	6.8
TOTALS		544	42	116	.362	29	87	.333	23	27	.852	6	38	44	2.2	31	1	27	25	1	15	136	6.8

*denotes starter



SEASON/CAREER HIGHS

POINTS

SEASON: 14, vs. UNCW (12/21/11)

REBOUNDS

SEASON: 5, two times
(last: vs. NC State, 1/14/12)

OFFENSIVE REBOUNDS

SEASON: 1, six times
(last: vs. Wofford, 1/2/12)

ASSISTS

SEASON: 5, vs. NC Central (11/20/11)

STEALS

SEASON: 3, vs. Ga. Southern (11/16/11)

BLOCKED SHOTS

SEASON: 1, vs. Ga. Southern (11/16/11)

FIELD GOALS

SEASON: 5, at Nebraska (11/30/11)

FIELD GOAL ATTEMPTS

SEASON: 13, vs. UNCW (12/21/11)

FREE THROWS

SEASON: 5, vs. Gardner-Webb (12/18/11)

FREE THROW ATTEMPTS

SEASON: 7, vs. Gardner-Webb (12/18/11)

3-POINT FIELD GOALS

SEASON: 4, vs. Dayton (11/24/11)

3-POINT ATTEMPTS

SEASON: 8, vs. UNCW (12/21/11)

MINUTES PLAYED

SEASON: 37, vs. Wofford (1/2/12)

FISCHER'S CAREER STATISTICS

Season	G	GS	MP	MPG	FG	FGA	PCT	3PT	3PA	PCT	FT	FTA	PCT	O-D-REB	AVG	PF-DQ	AS	TO	BS	ST	PTS	AVG
2011-12	20	1	544	27.2	42	116	.362	29	87	.333	23	27	.852	6-38-44	2.2	31-1	27	25	1	15	136	6.8
TOTAL	20	1	544	27.2	42	116	.362	29	87	.333	23	27	.852	6-38-44	2.2	31-1	27	25	1	15	136	6.8

FISCHER'S CAREER ACC STATISTICS

Season	G	GS	MP	MPG	FG	FGA	PCT	3PT	3PA	PCT	FT	FTA	PCT	O-D-REB	AVG	PF-DQ	AS	TO	BS	ST	PTS	AVG
2011-12	6	0	155	25.8	13	38	.342	9	27	.333	8	10	.800	0-11-11	1.8	8-0	5	8	0	1	43	7.2
TOTAL	6	0	155	25.8	13	38	.342	9	27	.333	8	10	.800	0-11-11	1.8	8-0	5	8	0	1	43	7.2




4 • DANIEL GREEN

FRESHMAN ■ FORWARD ■ 6-10 ■ 210 ■ COLLEYVILLE, TEXAS ■ GRAPEVINE

Long, athletic post who plays with great energy ... Terrific rebounder, especially on the offensive end ... Able to knock down mid-range jumpers ... Tremendous upside ... Will continue to improve as he grows into his body ... Great worth ethic ... The seventh Texan to play for the Deacons since 1996.

GREEN'S 2011-12 SEASON HIGHLIGHTS:

- Made his collegiate debut vs. Loyola (Nov. 11) and finished with six points on 2-of-2 shooting to go along with six rebounds in 14 minutes off the bench.
- Pulled down four rebounds in seven minutes vs. NC Central (Nov. 20).
- Notched his first pair of collegiate assists vs. Dayton (Nov. 24) and Texas Tech (Nov. 27) and his first steal vs. Arizona State (Nov. 25).
- Missed two games with an illness but returned to action vs. Gardner-Webb (Dec. 18) and had two points in six minutes.



SEASON/CAREER HIGHS

POINTS

SEASON: 6, vs. Loyola (11/11/11)

REBOUNDS

SEASON: 6, vs. Loyola (11/11/11)

OFFENSIVE REBOUNDS

SEASON: 2, vs. NC Central (11/20/11)

ASSISTS

SEASON: 1, three times
(last: vs. UNC Wilmington (12/21/11))

STEALS

SEASON: 1, two times
(last: vs. Wofford, 1/2/12)

BLOCKED SHOTS

SEASON: 2, vs. Texas Tech (11/27/11)

FIELD GOALS

SEASON: 2, two times
(last: vs. Arizona State, 11/25/11)

FIELD GOAL ATTEMPTS

SEASON: 3, two times
(last: vs. Wofford, 1/2/12)

FREE THROWS

SEASON: 2, two times
(last: vs. Yale, 12/29/11)

FREE THROW ATTEMPTS

SEASON: 4, vs. Loyola (11/11/11)

3-POINT FIELD GOALS

SEASON: 0

3-POINT ATTEMPTS

SEASON: 0

MINUTES PLAYED

SEASON: 14, two times
(last: vs. Arizona State, 11/25/11)

GREEN'S 2011-12 GAME-BY-GAME STATISTICS

Opponent	Date	Min	FG	FGA	Pct	3PT	3PA	Pct	FT	FTA	Pct	O	D	REB	Avg	PF	FO	AS	TO	BS	ST	TP	Avg
LOYOLA (MD.)	11/11/11	14	2	2	1.000	0	0	.000	2	4	.500	1	5	6	6.0	3	0	0	1	0	0	6	6.0
GA. SOUTHERN	11/16/11	3	0	0	.000	0	0	.000	0	0	.000	0	0	0	3.0	1	0	0	1	0	0	0	3.0
NC CENTRAL	11/20/11	7	0	3	.000	0	0	.000	1	2	.500	2	2	4	3.3	3	0	0	0	0	0	1	2.3
vs Dayton	11/24/11	11	0	0	.000	0	0	.000	0	0	.000	0	0	0	2.5	3	0	1	2	0	0	0	1.8
vs Arizona State	11/25/11	14	2	2	1.000	0	0	.000	1	2	.500	1	0	1	2.2	1	0	1	0	0	1	5	2.4
vs Texas Tech	11/27/11	10	0	0	.000	0	0	.000	0	0	.000	0	3	3	2.3	0	0	0	2	0	0	0	2.0
at Nebraska	11/30/11	5	0	2	.000	0	0	.000	0	0	.000	1	0	1	2.1	1	0	0	1	0	0	0	1.7
RICHMOND	12/03/11	3	0	1	.000	0	0	.000	0	0	.000	0	1	1	2.0	0	0	0	0	0	0	0	1.5
at High Point			DNP - ILLNESS																				
at Seton Hall			DNP - ILLNESS																				
GARDNER-WEBB	12/18/11	6	1	1	1.000	0	0	.000	0	0	.000	0	0	0	1.8	0	0	0	0	0	0	2	1.6
UNCW	12/21/11	3	0	0	.000	0	0	.000	1	2	.500	0	2	2	1.8	1	0	1	0	0	0	1	1.5
YALE	12/29/11	5	0	0	.000	0	0	.000	2	2	1.000	0	0	0	1.6	1	0	0	1	0	0	2	1.5
WOFFORD	01/02/12	5	1	3	.333	0	0	.000	0	0	.000	1	0	1	1.6	0	0	0	0	0	1	2	1.6
VIRGINIA TECH	01/07/12	5	0	0	.000	0	0	.000	0	0	.000	0	0	0	1.5	1	0	0	0	0	0	0	1.5
at Maryland	01/11/12	4	0	0	.000	0	0	.000	1	2	.500	1	1	2	1.5	0	0	0	0	0	0	1	1.5
NC STATE	01/14/12	13	1	2	.500	0	0	.000	0	0	.000	0	1	1	1.5	0	0	0	0	0	0	2	1.4
at Duke	01/19/12	4	0	1	.000	0	0	.000	1	2	.500	0	1	1	1.4	0	0	0	0	0	0	1	1.4
at Florida	01/21/12	3	0	0	.000	0	0	.000	0	0	.000	0	0	0	1.4	2	0	0	0	0	0	0	1.4
FLORIDA STATE	01/25/12	5	0	0	.000	0	0	.000	0	0	.000	0	1	1	1.3	1	0	0	1	0	0	0	1.3
TOTALS		120	7	17	.412	0	0	.000	9	16	.563	7	17	24	1.3	18	0	3	7	2	2	23	1.3

*denotes starter

GREEN'S CAREER STATISTICS

Season	G	GS	MP	MPG	FG	FGA	PCT	3PT	3PA	PCT	FT	FTA	PCT	O-D-REB	AVG	PF-DQ	AS	TO	BS	ST	PTS	AVG
2011-12	18	0	120	6.7	7	17	.412	0	0	.000	9	16	.563	7-17-24	1.3	18-0	3	7	2	2	23	1.3
TOTAL	18	0	120	6.7	7	17	.412	0	0	.000	9	16	.563	7-17-24	1.3	18-0	3	7	2	2	23	1.3

GREEN'S CAREER ACC STATISTICS

Season	G	GS	MP	MPG	FG	FGA	PCT	3PT	3PA	PCT	FT	FTA	PCT	O-D-REB	AVG	PF-DQ	AS	TO	BS	ST	PTS	AVG
2011-12	6	0	34	5.7	1	3	.333	0	0	.000	2	4	.500	1-4-5	0.8	4-0	0	1	0	0	4	0.7
TOTAL	6	0	34	5.7	1	3	.333	0	0	.000	2	4	.500	1-4-5	0.8	4-0	0	1	0	0	4	0.7



11 • C.J. HARRIS

JUNIOR ■ GUARD ■ 6-3 ■ 190 ■ WINSTON-SALEM, N.C. ■ MOUNT TABOR

All-ACC caliber player who serves as a team captain and is a consummate leader ... Started every game for the Deacons last season, leading the team in minutes played ... Served as the team's lone point guard for most of the 2010-11 season ... One of the top rookies in the ACC in 2009-10 ... Excellent shooter from medium to long range ... One of the most accurate free throw shooters in the ACC ... Has the ability to drive and finish at the rim ... Cerebral guard who is most comfortable at the off-guard position but can also play the point ... Solid defender ... Local product who grew up just minutes from the Wake Forest campus ... Joins Josh Howard, Chris Paul and L.D. Williams as recent local products to play for the Deacons.


HARRIS' 2011-12 SEASON HIGHLIGHTS:

- Opened the season with three consecutive 20-point scoring games against Loyola (Nov. 11), Georgia Southern (Nov. 16) and NC Central (Nov. 20); became first Deacon to accomplish the feat since Al-Farouq Aminu opened the 2009-10 campaign with three 20-point performances.
- Finished one shy of his career-high with 23 points in back-to-back games vs. UNCW (Dec. 21) and Yale (Dec. 29); posted his sixth and seventh 20-point performances of the season.
- Missed his first career game after sitting out the Wofford game (Jan. 2) with a strained groin suffered in the second half of the Yale game.
- Had his first 20-point game of the season in ACC play and eighth overall at Duke (Jan. 19).
- The only Deacon to score in double figures in every game he has played this season; ranks second in the ACC with current 19-game double-figure scoring streak; longest streak by a Wake Forest player since Jeff Teague (35 games from 2007-08 and 2008-09).
- Currently ranks among the ACC leaders in scoring (3rd, 17.2), minutes played (4th, 34.5), field goal percentage (4th, 50.3) and free throw percentage (7th, 81.3).
- 38 points shy of 1,000 for his career; on pace to hit the mark within the next three games.

HARRIS' 2011-12 GAME-BY-GAME STATISTICS

Opponent	Date	Min	FG	FGA	Pct	3PT	3PA	Pct	FT	FTA	Pct	O	D	REB	Avg	PF	FO	AS	TO	BS	ST	TP	Avg		
LOYOLA (MD.)	11/11/11	30*	6	9	.667	2	3	.667	6	12	.500	1	5	6	6.0	4	0	0	4	0	0	20	20.0		
GA. SOUTHERN	11/16/11	29*	6	11	.545	3	5	.600	5	8	.625	0	1	1	3.5	3	0	0	2	0	4	20	20.0		
NC CENTRAL	11/20/11	36*	8	11	.727	2	2	1.000	4	5	.800	0	1	1	2.7	4	0	4	2	0	1	22	20.7		
vs Dayton	11/24/11	38*	5	12	.417	2	6	.333	6	6	1.000	2	4	6	3.5	2	0	4	4	0	1	18	20.0		
vs Arizona State	11/25/11	31*	5	13	.385	1	4	.250	6	7	.857	1	4	5	3.8	3	0	2	0	0	0	17	19.4		
vs Texas Tech	11/27/11	36*	5	12	.417	2	5	.400	8	9	.889	0	2	2	3.5	3	0	5	2	0	0	20	19.5		
at Nebraska	11/30/11	34*	5	9	.556	0	2	.000	2	2	1.000	0	4	4	3.6	1	0	5	3	0	1	12	18.4		
RICHMOND	12/03/11	39*	5	16	.313	2	3	.667	6	6	1.000	3	3	6	3.9	2	0	1	1	0	1	18	18.4		
at High Point	12/07/11	31*	7	8	.875	4	5	.800	2	3	.667	1	3	4	3.9	4	0	3	2	0	2	20	18.6		
at Seton Hall	12/10/11	34*	3	7	.429	1	3	.333	5	7	.714	0	2	2	3.7	4	0	1	3	0	1	12	17.9		
GARDNER-WEBB	12/18/11	37*	6	11	.545	2	3	.667	4	4	1.000	1	1	2	3.5	3	0	2	5	0	1	18	17.9		
UNCW	12/21/11	38*	5	7	.714	0	0	.000	13	14	.929	0	2	2	3.4	2	0	4	4	0	2	23	18.3		
YALE	12/29/11	35*	8	12	.667	3	4	.750	4	8	.500	0	3	3	3.4	1	0	1	2	0	3	23	18.7		
WOFFORD	01/02/12		DNP - GROIN																						
VIRGINIA TECH	01/07/12	39*	3	8	.375	3	4	.750	4	4	1.000	1	4	5	3.5	1	0	4	2	0	0	13	18.3		
at Maryland	01/11/12	31*	4	11	.364	0	3	.000	2	2	1.000	0	5	5	3.6	4	0	2	5	0	0	10	17.7		
NC STATE	01/14/12	34*	3	12	.250	0	4	.000	4	6	.667	0	1	1	3.4	1	0	0	1	0	1	10	17.3		
at Duke	01/19/12	32*	6	8	.750	2	3	.667	6	6	1.000	1	2	3	3.4	2	0	3	5	0	0	20	17.4		
at BC	01/21/12	34*	4	12	.333	0	1	.000	7	8	.875	1	2	3	3.4	3	0	5	3	0	3	15	17.3		
FLORIDA STATE	01/25/12	38*	4	6	.667	2	3	.667	6	6	1.000	0	3	3	3.4	0	0	2	2	1	0	16	17.2		
TOTALS		656	98	195	.503	31	63	.492	100	123	.813	12	52	64	3.4	47	0	48	52	1	21	327	17.2		

*denotes starter



SEASON/CAREER HIGHS

POINTS

SEASON: 23, two times (last: vs. Yale, 12/29/11)
 CAREER: 24, vs. Miami (2/9/11)

REBOUNDS

SEASON: 6, three times (last: vs. Richmond, 12/3/11)
 CAREER: 9, vs. VCU (11/16/10)

OFFENSIVE REBOUNDS

SEASON: 3, vs. Richmond (12/3/11)
 CAREER: 3, vs. Richmond (12/3/11)

ASSISTS

SEASON: 5, three times (last: at Boston College, 1/21/12)
 CAREER: 8, at Elon (11/20/10)

STEALS

SEASON: 4, vs. Ga. Southern (11/16/11)
 CAREER: 5, vs. Clemson (3/7/10)

BLOCKED SHOTS

SEASON: 1, vs. Florida State (1/25/12)
 CAREER: 1, three times (last: vs. Florida State, 1/25/12)

FIELD GOALS

SEASON: 8, two times (last: vs. Yale, 12/29/11)
 CAREER: 8, two times (last: vs. Yale, 12/29/11)

FIELD GOAL ATTEMPTS

SEASON: 16, vs. Richmond (12/3/11)
 CAREER: 16, vs. Richmond (12/3/11)

FREE THROWS

SEASON: 13, vs. UNCW (12/21/11)
 CAREER: 17, vs. Miami (2/9/11)

FREE THROW ATTEMPTS

SEASON: 14, vs. UNCW (12/21/11)
 CAREER: 18, vs. Miami (2/9/11)

3-POINT FIELD GOALS

SEASON: 4, at High Point (12/7/11)
 CAREER: 5, vs. Wm. & Mary (11/28/09)

3-POINT ATTEMPTS

SEASON: 6, vs. Dayton (11/24/11)
 CAREER: 10, vs. Wm. & Mary (11/28/09)

MINUTES PLAYED

SEASON: 39, two times (last: vs. Virginia Tech, 1/7/12)
 CAREER: 42, vs. Xavier (1/3/10)

HARRIS' CAREER STATISTICS

Season	G	GS	MP	MPG	FG	FGA	PCT	3PT	3PA	PCT	FT	FTA	PCT	O-D-REB	AVG	PF-DQ	AS	TO	BS	ST	PTS	AVG
2009-10	31	21	864	27.9	82	213	.385	35	108	.324	108	130	.831	6-49-55	1.8	77-3	38	49	2	28	307	9.9
2010-11	32	32	1037	32.4	84	219	.384	19	56	.339	141	173	.815	9-99-108	3.4	84-0	111	101	0	30	328	10.3
2011-12	19	19	656	34.5	98	195	.503	31	63	.492	100	123	.813	12-52-64	3.4	47-0	48	52	1	21	327	17.2
TOTAL	82	72	2557	31.2	264	627	.421	85	227	.374	349	426	.819	27-200-227	2.8	208-3	197	202	3	79	962	11.7

HARRIS' CAREER ACC STATISTICS

Season	G	GS	MP	MPG	FG	FGA	PCT	3PT	3PA	PCT	FT	FTA	PCT	O-D-REB	AVG	PF-DQ	AS	TO	BS	ST	PTS	AVG
2009-10	16	14	451	28.2	35	108	.324	19	62	.306	46	54	.852	3-23-26	1.6	38-0	17	25	2	14	135	8.4
2010-11	16	16	524	32.8	40	120	.333	11	34	.324	77	98	.786	6-43-49	3.1	45-0	47	45	0	14	168	10.5
2011-12	6	6	208	34.7	24	57	.421	7	18	.389	29	32	.906	3-17-20	3.3	11-0	16	18	1	4	84	14.0
TOTAL	38	36	1183	31.1	99	285	.347	37	114	.325	152	184	.826	12-83-95	2.5	94-0	80	88	3	32	387	10.2



30 • TRAVIS McKIE

SOPHOMORE ■ FORWARD ■ 6-7 ■ 210 ■ RICHMOND, VA. ■ JOHN MARSHALL

All-ACC caliber player who was one of the top freshmen in the country in 2010-11 ... Named to the ACC All-Freshman Team and the CollegeInsider.com Freshman All-America Team ... Became the 10th freshman in ACC history to lead his team in both scoring and rebounding ... Long, athletic wing who can finish in transition ... Terrific rebounder on both the offensive and defensive end ... Above-average range on his jump shot ... Able to knock down shots from beyond the arc ... Vocal team leader ... First Virginia native to play for the Deacons since Josh Shoemaker (Gate City, Va.) from 1998-2001.


McKIE'S 2011-12 SEASON HIGHLIGHTS:

- Tied his then career-high with 23 points against Georgia Southern (Nov. 16).
- Set new career-highs in points (25) and 3-pointers (4) against NC Central (Nov. 20) on 9-of-15 shooting.
- Scored 20 points vs. Dayton (Nov. 24) to record his third straight game of scoring 20 points or more.
- Pulled down nine rebounds while adding 20 points vs. Texas Tech (Nov. 27).
- Had career-high marks in field goals (10), field goal attempts (17) and minutes played (39) with a career-best 25 points vs. Richmond (Dec. 3).
- Dished out a season-high three assists and added 18 points at High Point (Dec. 7).
- Tied his career-high with 25 points vs. Wofford.
- Tied a career-high with 15 rebounds in the Deacons' ACC opener vs. Virginia Tech (Jan. 7).
- Matched career-highs with 25 points on four 3-pointers in 39 minutes at Maryland (Jan. 11).
- Had consecutive double-doubles for the first time this season at Duke (Jan. 19) and Boston College (Jan. 21).
- Has made at least five field goals in 15 of the first 19 games.
- Currently ranks among the ACC leaders in minutes played (t-2nd, 34.6), scoring (5th, 16.5), field goal percentage (7th, 47.8), rebounds (8th, 6.9; t-3rd, 9.2 conference), defensive rebounds (4th, 5.7 conference) and offensive rebounds (4th, 3.5 conference).

McKIE'S 2011-12 GAME-BY-GAME STATISTICS

Opponent	Date	Min	FG	FGA	Pct	3PT	3PA	Pct	FT	FTA	Pct	O	D	REB	Avg	PF	FO	AS	TO	BS	ST	TP	Avg
LOYOLA (MD.)	11/11/11	35*	5	10	.500	1	2	.500	8	12	.667	3	1	4	4.0	1	0	1	4	1	3	19	19.0
GA. SOUTHERN	11/16/11	35*	8	12	.667	1	2	.500	6	6	1.000	2	5	7	5.5	2	0	0	4	2	0	23	21.0
NC CENTRAL	11/20/11	36*	9	15	.600	4	5	.800	3	4	.750	3	4	7	6.0	2	0	2	1	0	1	25	22.3
vs Dayton	11/24/11	37*	7	15	.467	2	6	.333	4	5	.800	2	4	6	6.0	2	0	0	2	2	2	20	21.8
vs Arizona State	11/25/11	30*	2	10	.200	0	2	.000	4	7	.571	0	3	3	5.4	1	0	0	2	0	0	8	19.0
vs Texas Tech	11/27/11	32*	5	11	.455	2	4	.500	8	9	.889	3	6	9	6.0	2	0	0	3	1	2	20	19.2
at Nebraska	11/30/11	35*	4	9	.444	1	3	.333	2	5	.400	1	1	2	5.4	1	0	1	0	0	1	11	18.0
RICHMOND	12/03/11	39*	10	17	.588	1	2	.500	4	4	1.000	3	4	7	5.6	4	0	2	4	1	1	25	18.9
at High Point	12/07/11	34*	7	15	.467	0	3	.000	4	5	.800	0	3	3	5.3	0	0	3	3	0	1	18	18.8
at Seton Hall	12/10/11	37*	7	14	.500	0	1	.000	3	4	.750	1	6	7	5.5	2	0	0	0	0	0	17	18.6
GARDNER-WEBB	12/18/11	34*	7	11	.636	1	3	.333	0	3	.000	2	5	7	5.6	3	0	1	4	0	1	15	18.3
UNCW	12/21/11	31*	4	12	.333	1	4	.250	2	4	.500	4	3	7	5.8	4	0	0	1	1	2	11	17.7
YALE	12/29/11	35*	5	7	.714	2	2	1.000	2	3	.667	1	6	7	5.8	4	0	3	1	1	1	14	17.4
WOFFORD	01/02/12	37*	7	13	.538	0	2	.000	11	12	.917	2	4	6	5.9	3	0	1	3	1	2	25	17.9
VIRGINIA TECH	01/07/12	35*	6	14	.429	0	1	.000	0	1	.000	6	9	15	6.5	3	0	1	3	0	0	12	17.5
at Maryland	01/11/12	39*	8	14	.571	4	6	.667	5	5	1.000	3	4	7	6.5	4	0	1	3	0	0	25	18.0
NC STATE	01/14/12	26*	1	5	.200	0	2	.000	0	0	.000	0	4	4	6.4	1	0	1	4	0	0	2	17.1
at Duke	01/19/12	35*	6	12	.500	0	3	.000	4	8	.500	5	5	10	6.6	3	0	1	4	0	2	16	17.0
at BC	01/21/12	38*	9	18	.500	1	3	.333	1	1	1.000	3	7	10	6.7	1	0	1	1	3	0	20	17.2
FLORIDA STATE	01/25/12	32*	1	13	.077	0	4	.000	1	2	.500	4	5	9	6.9	5	1	1	4	0	1	3	16.5
TOTALS		692	118	247	.478	21	60	.350	72	100	.720	48	89	137	6.9	48	1	20	51	13	20	329	16.5

*denotes starter



SEASON/CAREER HIGHS

POINTS

SEASON: 25, four times
(last: at Maryland, 1/11/12)
CAREER: 25, four times
(last: at Maryland, 1/11/12)

REBOUNDS

SEASON: 15, vs. Virginia Tech (1/7/12)
CAREER: 15, two times
(last: vs. Virginia Tech, 1/7/12)

DEFENSIVE REBOUNDS

SEASON: 6, vs. Virginia Tech (1/7/12)
CAREER: 6, two times
(last: vs. Virginia Tech, 1/7/12)

ASSISTS

SEASON: 3, two times
(last: vs. Yale, 12/29/11)
CAREER: 4, vs. Iowa (11/30/10)

STEALS

SEASON: 3, vs. Loyola (11/11/11)
CAREER: 3, vs. Loyola (11/11/11)

BLOCKED SHOTS

SEASON: 3, at Boston College (1/21/12)
CAREER: 3, four times
(last: at Boston College, 1/21/12)

FIELD GOALS

SEASON: 10, vs. Richmond (12/3/11)
CAREER: 10, vs. Richmond (12/3/11)

FIELD GOAL ATTEMPTS

SEASON: 18, at Boston College (1/21/12)
CAREER: 18, at Boston College (1/21/12)

FREE THROWS

SEASON: 11, vs. Wofford (1/2/12)
CAREER: 11, vs. Wofford (1/2/12)

FREE THROW ATTEMPTS

SEASON: 12, two times
(last: vs. Wofford, 1/2/12)
CAREER: 13, vs. Marist (11/23/10)

3-POINT FIELD GOALS

SEASON: 4, two times
(last: at Maryland, 1/11/12)
CAREER: 4, two times
(last: at Maryland, 1/11/12)

3-POINT ATTEMPTS

SEASON: 6, at Maryland (1/11/12)
CAREER: 6, at Maryland (1/11/12)

MINUTES PLAYED

SEASON: 39, two times
(last: at Maryland, 1/11/12)
CAREER: 39, two times
(last: at Maryland, 1/11/12)

McKIE'S CAREER STATISTICS

Season	G	GS	MP	MPG	FG	FGA	PCT	3PT	3PA	PCT	FT	FTA	PCT	O-D-REB	AVG	PF-DQ	AS	TO	BS	ST	PTS	AVG
2010-11	32	32	996	31.1	151	304	.497	17	56	.304	98	134	.731	80-167-247	7.7	68-1	31	63	32	29	417	13.0
2011-12	20	20	692	34.6	118	247	.478	21	60	.350	72	100	.720	48-89-137	6.9	48-1	20	51	13	20	329	16.5
TOTAL	52	52	1688	32.5	269	551	.488	38	116	.328	170	234	.726	128-256-384	7.4	116-2	51	114	45	49	746	14.3

McKIE'S CAREER ACC STATISTICS

Season	G	GS	MP	MPG	FG	FGA	PCT	3PT	3PA	PCT	FT	FTA	PCT	O-D-REB	AVG	PF-DQ	AS	TO	BS	ST	PTS	AVG
2010-11	16	16	509	31.8	76	160	.475	10	29	.345	35	49	.714	43-74-117	7.3	30-0	12	31	17	15	197	12.3
2011-12	6	6	205	34.2	31	76	.408	5	19	.263	11	17	.647	21-34-55	9.2	17-1	6	19	3	3	78	13.0
TOTAL	22	22	714	32.5	107	236	.453	15	48	.313	46	66	.697	64-108-172	7.8	47-1	18	50	20	18	275	12.5



25 • NIKITA MESCHERIAKOV

RS SENIOR ■ FORWARD ■ 6-8 ■ 220 ■ MINSK, BELARUS ■ ST. JOHN'S CATHOLIC PREP (MD.)

Veteran forward who came on late in the season in 2010-11 ... Transferred from Georgetown University in January of 2010 ... Made his Wake Forest debut after the completion of the fall 2010 semester in mid-December ... Athletic forward who runs the floor well ... Lefty who possesses the ability to knock down medium to long-range jumpers ... Multi-dimensional player who can guard different positions ... Worked as a member of the scout team in practice after he joined the Deacons in 2009-10.


MESCHERIAKOV'S 2011-12 SEASON HIGHLIGHTS:

- Had arguably his best game at Wake Forest against NC Central (Nov. 20); scored 15 points on 5-of-10 shooting, including 3-for-3 from 3-point range; pulled down four rebounds and dished out three assists with a block and a steal.
- Recorded a then career-high six rebounds to go along with two assists and nine points vs. Texas Tech (Nov. 27); matched the rebounding total with six boards at Nebraska (Nov. 30).
- Pulled down a career-high seven rebounds and was perfect from the field (4-of-4) at High Point (Dec. 7); hit a huge 3-pointer late in the game to put the Deacons up by six with 2:30 remaining.
- Scored 13 points and hit a pair of 3-pointers vs. UNC Wilmington (Dec. 21); matched the point total with another 13 points vs. Yale (Dec. 29), while adding a career-high 2 blocks and going 7-for-7 from the free throw line.
- Contributed nine points and a career-high 10 boards in the Deacons' ACC opener vs. Virginia Tech (Jan. 7).
- Had 13 points in a career-high 34 minutes vs. Florida State (Jan. 25).

MESCHERIAKOV'S 2011-12 GAME-BY-GAME STATISTICS

Opponent	Date	Min	FG	FGA	Pct	3PT	3PA	Pct	FT	FTA	Pct	O	D	REB	Avg	PF	FO	AS	TO	BS	ST	TP	Avg
LOYOLA (MD.)	11/11/11	10*	2	3	.667	0	0	.000	1	5	.200	0	2	2	2.0	5	1	2	2	0	0	5	5.0
GA. SOUTHERN	11/16/11	30*	0	4	.000	0	3	.000	7	8	.875	1	3	4	3.0	3	0	1	4	0	0	7	6.0
NC CENTRAL	11/20/11	32*	5	10	.500	3	3	1.000	2	3	.667	0	4	4	3.3	3	0	3	2	1	1	15	9.0
vs Dayton	11/24/11	26*	2	7	.286	1	3	.333	2	2	1.000	0	4	4	3.5	3	0	2	1	0	1	7	8.5
vs Arizona State	11/25/11	22*	0	4	.000	0	2	.000	2	2	1.000	0	4	4	3.6	3	0	1	2	0	1	2	7.2
vs Texas Tech	11/27/11	33*	3	11	.273	0	3	.000	3	4	.750	1	5	6	4.0	3	0	2	0	0	1	9	7.5
at Nebraska	11/30/11	26*	1	5	.200	0	3	.000	2	2	1.000	0	6	6	4.3	1	0	2	3	0	0	4	7.0
RICHMOND	12/03/11	26*	2	6	.333	0	1	.000	0	0	.000	0	4	4	4.3	4	0	1	1	0	0	4	6.6
at High Point	12/07/11	28*	4	4	1.000	3	3	1.000	1	2	.500	1	6	7	4.6	3	0	2	2	0	1	12	7.2
at Seton Hall	12/10/11	22*	1	4	.250	0	2	.000	2	4	.500	1	3	4	4.5	2	0	0	4	0	0	4	6.9
GARDNER-WEBB	12/18/11	13*	0	2	.000	0	1	.000	0	0	.000	0	1	1	4.2	4	0	3	0	0	0	0	6.3
UNCW	12/21/11	26*	5	12	.417	2	8	.250	1	4	.250	3	0	3	4.1	4	0	2	0	0	1	13	6.8
YALE	12/29/11	31*	3	10	.300	0	1	.000	7	7	1.000	0	2	2	3.9	2	0	1	2	2	1	13	7.3
WOFFORD	01/02/12	30*	1	6	.167	1	2	.500	3	4	.750	0	3	3	3.9	3	0	3	1	0	0	6	7.2
VIRGINIA TECH	01/07/12	28*	2	6	.333	1	4	.250	4	6	.667	1	9	10	4.3	2	0	1	4	1	1	9	7.3
at Maryland	01/11/12	23*	2	5	.400	0	2	.000	0	0	.000	0	5	5	4.3	3	0	1	1	1	0	4	7.1
NC STATE	01/14/12	14*	1	6	.167	0	4	.000	0	0	.000	0	3	3	4.2	5	1	1	1	0	0	2	6.8
at Duke	01/19/12	25*	4	8	.500	0	2	.000	4	6	.667	2	2	4	4.2	4	0	0	2	0	2	12	7.1
at BC	01/21/12	18*	3	6	.500	0	1	.000	0	0	.000	0	2	2	4.1	4	0	1	1	0	0	6	7.1
FLORIDA STATE	01/25/12	34*	4	9	.444	1	3	.333	4	5	.800	0	3	3	4.1	3	0	0	5	0	1	13	7.4
TOTALS		497	45	128	.352	12	51	.235	45	64	.703	10	71	81	4.1	64	2	29	38	5	11	147	7.4

*denotes starter



SEASON/CAREER HIGHS

POINTS

SEASON: 15, vs. NC Central (11/20/11)
CAREER: 15, vs. NC Central (11/20/11)

REBOUNDS

SEASON: 10, vs. Virginia Tech (1/7/12)
CAREER: 10, vs. Virginia Tech (1/7/12)

OFFENSIVE REBOUNDS

SEASON: 3, vs. UNC-Wilmington (12/21/11)
CAREER: 3, four times
(last: vs. UNC-Wilmington, 12/21/11)

ASSISTS

SEASON: 3, three times
(last: vs. Wofford, 1/2/12)
CAREER: 3, five times
(last: vs. Wofford, 1/2/12)

STEALS

SEASON: 2, at Duke (1/19/12)
CAREER: 2, three times
(last: at Duke, 1/19/12)

BLOCKED SHOTS

SEASON: 2, vs. Yale (12/29/11)
CAREER: 2, vs. Yale (12/29/11)

FIELD GOALS

SEASON: 5, two times
(last: vs. UNC-Wilmington, 12/21/11)
CAREER: 6, vs. Boston Coll. (3/10/11)

FIELD GOAL ATTEMPTS

SEASON: 12, vs. UNC-Wilmington (12/21/11)
CAREER: 12, two times
(last: vs. UNC-Wilmington, 12/21/11)

FREE THROWS

SEASON: 7, two times
(last: vs. Yale, 12/29/11)
CAREER: 7, two times
(last: vs. Yale, 12/29/11)

FREE THROW ATTEMPTS

SEASON: 8, vs. Ga. Southern (11/16/11)
CAREER: 8, vs. Ga. Southern (11/16/11)

3-POINT FIELD GOALS

SEASON: 3, two times
(last: at High Point, 12/7/11)
CAREER: 3, two times
(last: at High Point, 12/7/11)

3-POINT ATTEMPTS

SEASON: 8, vs. UNC-Wilmington (12/21/11)
CAREER: 8, vs. UNC-Wilmington (12/21/11)

MINUTES PLAYED

SEASON: 34, vs. Florida State (1/25/12)
CAREER: 34, vs. Florida State (1/25/12)

MESCHERIAKOV'S CAREER STATISTICS

Season	G	GS	MP	MPG	FG	FGA	PCT	3PT	3PA	PCT	FT	FTA	PCT	O-D-REB	AVG	PF-DQ	AS	TO	BS	ST	PTS	AVG
2010-11	23	5	325	14.1	37	79	.468	7	21	.333	23	32	.719	16-26-42	1.8	62-1	14	34	1	13	104	4.5
2011-12	20	20	497	24.9	45	128	.352	12	51	.235	45	64	.703	10-71-81	4.1	64-2	29	38	5	11	147	7.4
TOTAL	43	25	822	19.1	82	207	.396	19	72	.264	68	96	.708	26-97-123	2.9	126-3	43	72	6	24	251	5.8

MESCHERIAKOV'S CAREER ACC STATISTICS

Season	G	GS	MP	MPG	FG	FGA	PCT	3PT	3PA	PCT	FT	FTA	PCT	O-D-REB	AVG	PF-DQ	AS	TO	BS	ST	PTS	AVG
2010-11	15	2	183	12.2	21	45	.467	6	12	.500	9	13	.692	7-15-22	1.5	38-1	4	18	1	8	57	3.8
2011-12	6	6	142	23.7	16	40	.400	2	16	.125	12	17	.706	3-24-27	4.5	21-1	4	14	2	4	46	7.7
TOTAL	21	8	325	15.5	37	85	.435	8	28	.286	21	30	.700	10-39-49	2.3	59-2	8	32	3	12	103	4.9

MESCHERIAKOV'S CAREER STATISTICS AT GEORGETOWN (2008-10)

Season	G	GS	MP	MPG	FG	FGA	PCT	3PT	3PA	PCT	FT	FTA	PCT	O-D-REB	AVG	PF-DQ	AS	TO	BS	ST	PTS	AVG
2007-08																						
2008-09	23	8	319	13.9	22	64	.344	11	42	.262	8	14	.571	11-23-34	1.5	53-3	13	22	2	9	63	2.7
2009-10	7	0	44	6.3	2	8	.250	1	5	.200	1	2	.500	1-1-2	0.3	11-1	2	4	1	0	6	0.9
TOTAL	30	8	363	12.1	24	72	.333	12	47	.255	9	16	.563	12-24-36	1.2	64-4	15	26	3	9	69	2.3



40 • TY WALKER

SENIOR ■ CENTER ■ 7-0 ■ 230 ■ WILMINGTON, N.C. ■ NEW HANDOVER

Missed the first nine games of the season after being prohibited from competing by the University due to a violation of the school's student code of conduct ... Practiced with the team all season and became eligible on Dec. 10 at Seton Hall ... Coming off one of the top shot-blocking seasons in school history ... The Deacons' best shot blocker since Tim Duncan ... Saw limited action as a freshman and sophomore but turned in a solid campaign with significant minutes as a junior ... Has added bulk and strength with regimented weight routine since arriving to Wake Forest ... Extremely long, athletic and skilled for a big man ... Runs the floor extremely well.


WALKER'S 2011-12 SEASON HIGHLIGHTS:

- Returned from suspension at Seton Hall (Dec. 10) with two points, three rebounds and a blocked shot.
- Turned in one of his best career performances vs. Gardner-Webb (Dec. 18), tying a career-high with 12 points and setting a then career-high with nine rebounds; went 6-for-10 from the floor and had five offensive boards; lauded by both head coaches as being the difference in the game.
- Had a productive game off the bench vs. Wofford (Jan. 2), grabbing a career-high 12 rebounds and dishing out a career-best 3 assists to go along with 6 points on 3-of-3 shooting and 3 blocks.
- Made his first start of the 2011-12 season in the Deacons' ACC opener vs. Virginia Tech (Jan. 7).
- Played a career-high 32 minutes and scored eight points to go with nine boards and a season-high eight blocks at Maryland (Jan. 11).
- Proved to be a difference-maker in the post at Boston College (Jan. 21), finishing with 11 rebounds and six blocks.
- Has recorded at least one blocked shot in each of his 10 games played.
- Currently ranks among the ACC leaders in blocks (1st, 4.3 conference) and rebounding (t-17th, 5.8 conference).

WALKER'S 2011-12 GAME-BY-GAME STATISTICS

Opponent	Date	Min	FG	FGA	Pct	3PT	3PA	Pct	FT	FTA	Pct	O	D	REB	Avg	PF	FO	AS	TO	BS	ST	TP	Avg
LOYOLA (MD.)	11/11/11		DNP	-	UNIVERSITY	SUSPENSION																	
GA. SOUTHERN	11/16/11		DNP	-	UNIVERSITY	SUSPENSION																	
NC CENTRAL	11/20/11		DNP	-	UNIVERSITY	SUSPENSION																	
vs Dayton	11/24/11		DNP	-	UNIVERSITY	SUSPENSION																	
vs Arizona St.	11/25/11		DNP	-	UNIVERSITY	SUSPENSION																	
vs Texas Tech	11/27/11		DNP	-	UNIVERSITY	SUSPENSION																	
at Nebraska	11/30/11		DNP	-	UNIVERSITY	SUSPENSION																	
RICHMOND	12/03/11		DNP	-	UNIVERSITY	SUSPENSION																	
at High Point	12/07/11		DNP	-	UNIVERSITY	SUSPENSION																	
at Seton Hall	12/10/11	9	1	2	.500	0	0	.000	0	0	.000	1	2	3	3.0	2	0	0	0	1	0	2	2.0
GARDNER-WEBB	12/18/11	23	6	10	.600	0	0	.000	0	0	.000	5	4	9	6.0	1	0	0	0	1	0	12	7.0
UNCW	12/21/11	11	0	0	.000	0	0	.000	0	0	.000	2	1	3	5.0	0	0	0	0	1	0	0	4.7
YALE	12/29/11	10	1	1	1.000	0	0	.000	0	0	.000	0	0	0	3.8	0	0	1	1	0	0	2	4.0
WOFFORD	01/02/12	26	3	3	1.000	0	0	.000	0	0	.000	1	11	12	5.4	0	0	3	1	3	0	6	4.4
VIRGINIA TECH	01/07/12	24*	1	4	.250	0	0	.000	2	2	1.000	1	1	2	4.8	0	0	2	2	1	1	4	4.3
at Maryland	01/11/12	32*	4	8	.500	0	0	.000	0	0	.000	4	5	9	5.4	3	0	1	2	8	0	8	4.9
NC STATE	01/14/12	26*	4	6	.667	0	0	.000	0	0	.000	3	4	7	5.6	1	0	0	0	3	1	8	5.3
at Duke	01/19/12	16*	1	2	.500	0	0	.000	2	4	.500	0	2	2	5.2	4	0	0	2	4	0	4	5.1
at BC	01/21/12	24*	2	5	.400	0	0	.000	2	2	1.000	2	9	11	5.8	3	0	1	3	6	1	6	5.2
FLORIDA STATE	01/25/12	15*	0	2	.000	0	0	.000	0	0	.000	0	4	4	5.6	0	0	1	2	4	0	0	4.7
TOTALS		216	23	43	.535	0	0	.000	6	8	.750	19	43	62	5.6	14	0	8	13	33	3	52	4.7

*denotes starter



SEASON/CAREER HIGHS

POINTS

SEASON: 12, vs. Gardner-Webb (12/18/11)
 CAREER: 12, two times
 (last: vs. Gardner-Webb, 12/18/11)

REBOUNDS

SEASON: 12, vs. Wofford (1/2/12)
 CAREER: 12, vs. Wofford (1/2/12)

OFFENSIVE REBOUNDS

SEASON: 5, vs. Gardner-Webb (12/18/11)
 CAREER: 5, two times
 (last: vs. Gardner-Webb, 12/18/11)

ASSISTS

SEASON: 3, vs. Wofford (1/2/12)
 CAREER: 3, vs. Wofford (1/2/12)

STEALS

SEASON: 1, three times
 (last: at Boston College, 1/21/12)
 CAREER: 3, vs. Iowa (11/30/10)

BLOCKED SHOTS

SEASON: 8, at Maryland (1/12/12)
 CAREER: 11, vs. Marist (11/23/10)

FIELD GOALS

SEASON: 6, vs. Gardner-Webb (12/18/11)
 CAREER: 6, vs. Gardner-Webb (12/18/11)

FIELD GOAL ATTEMPTS

SEASON: 10, vs. Gardner-Webb (12/18/11)
 CAREER: 10, vs. Gardner-Webb (12/18/11)

FREE THROWS

SEASON: 2, three times
 (last: at Boston College, 1/21/12)
 CAREER: 4, at Elon (11/20/10)

FREE THROW ATTEMPTS

SEASON: 4, at Duke (1/19/12)
 CAREER: 6, at Elon (11/20/10)

3-POINT FIELD GOALS

SEASON: 0
 CAREER: 0

3-POINT ATTEMPTS

SEASON: 0
 CAREER: 0

MINUTES PLAYED

SEASON: 32, at Maryland (1/12/12)
 CAREER: 32, at Maryland (1/12/12)

WALKER'S CAREER STATISTICS

Season	G	GS	MP	MPG	FG	FGA	PCT	3PT	3PA	PCT	FT	FTA	PCT	O-D-REB	AVG	PF-DQ	AS	TO	BS	ST	PTS	AVG
2008-09	11	0	42	3.8	5	14	.357	0	0	.000	0	2	.000	4-8-12	1.1	1-0	1	3	4	2	10	0.9
2009-10	7	0	48	6.9	5	16	.313	0	0	.000	5	7	.714	5-6-11	1.6	2-0	1	1	9	2	15	2.1
2010-11	32	9	578	18.1	48	106	.453	0	0	.000	19	34	.559	36-76-112	3.5	38-1	14	20	79	18	115	3.6
2011-12	11	6	216	19.6	23	43	.535	0	0	.000	6	8	.750	19-43-62	5.6	14-0	8	13	33	3	52	4.7
TOTAL	61	15	884	14.5	81	179	.453	0	0	.000	30	51	.588	64-133-197	3.2	55-1	24	37	125	25	192	3.1

WALKER'S CAREER ACC STATISTICS

Season	G	GS	MP	MPG	FG	FGA	PCT	3PT	3PA	PCT	FT	FTA	PCT	O-D-REB	AVG	PF-DQ	AS	TO	BS	ST	PTS	AVG
2008-09	4	0	13	3.3	1	4	.250	0	0	.000	0	2	.000	2-2-4	1.0	0-0	0	2	0	0	2	0.5
2009-10	0	0	0	0.0	0	0	.000	0	0	.000	0	0	.000	0-0-0	0.0	0-0	0	0	0	0	0	0.0
2010-11	16	0	232	14.5	23	51	.451	0	0	.000	5	7	.714	22-22-44	2.8	19-1	6	7	25	6	51	3.2
2011-12	6	6	137	22.8	12	27	.444	0	0	.000	6	8	.750	10-25-35	5.8	11-0	5	11	26	3	30	5.0
TOTAL	26	6	382	14.7	36	82	.439	0	0	.000	11	17	.647	34-49-83	3.2	30-1	11	20	51	9	83	3.2



OPPONENTS' SCHEDULES & RESULTS

Arizona State (6-14, 2-6 PAC 12)

N11	Montana State	W, 78-72
N15	Pepperdine	L, 60-66
N18	New Mexico	L, 71-76
N24	vs. Fairfield ^	L, 44-55
N25	vs. Wake Forest ^	W, 84-56
N27	vs. DePaul ^	L, 64-68
D3	@Tulsa	W, 67-64
D7	Nevada	L, 61-69
D10	North Dakota State	W, 60-57
D17	Northern Arizona	L, 68-69
D19	Southern Miss	L, 61-64
D21	Fresno State	L, 65-68
D31	@Arizona	L, 51-68
J5	@USC	W, 62-53
J7	@UCLA	L, 58-75
J12	Oregon	L, 58-67
J14	Oregon State	W, 76-66
J19	@Colorado	L, 54-69
J21	@Utah	L, 43-64
J26	Washington	L, 54-60
J28	Washington State	5:00
F2	@Stanford	10:00
F4	@California	5:00
F9	Utah	TBA
F11	Colorado	6:30
F16	@Washington	11:00
F18	@Washington State	8:00
F23	UCLA	TBA
F25	USC	8:00
M4	Arizona	3:30

^ - Old Spice Classic (Orlando, FL)

Boston College (7-13, 2-4 ACC)

N14	New Hampshire	W, 67-64
N18	@Holy Cross	L, 64-86
N21	@Massachusetts	L, 46-82
N24	vs. St. Louis ^	L, 51-62
N25	vs. UC River ^	W, 66-62 (ot)
N27	vs. New Mexico ^	L, 57-75
N30	Penn State	L, 54-62
D3	Boston Univ.	L, 61-75
D8	@Providence	L, 57-64
D11	Stony Brook	W, 66-51
D18	Bryant	W, 75-55
D21	Sacred Heart	W, 83-73
D29	Harvard	L, 46-67
J2	Rhode Island	L, 72-78 (2ot)
J7	@North Carolina	L, 60-83
J12	Clemson	W, 59-57
J14	Virginia Tech	W, 61-59
J19	@NC State	L, 62-76
J21	Wake Forest	L, 56-71
J26	@Virginia	L, 49-66
F29	Miami	1:00
J1	NC State	8:00
F4	@Georgia Tech	1:00
F8	Florida State	7:00
F12	@Virginia Tech	6:00
F16	@Maryland	9:00
F19	Duke	6:00
F25	@Wake Forest	1:00
F29	Georgia Tech	7:00
M3	@Miami	2:30

^ - 76 Classic (Anaheim, CA)

Clemson (10-9, 2-3 ACC)

N11	Gardner-Webb	W, 65-44
N16	@Citadel	W, 73-50
N19	Coll. of Charleston	L, 69-72
N22	Coastal Carolina	L, 59-60
N25	Furman	W, 59-49
N29	@Iowa	W, 71-55
D4	South Carolina	L, 55-58
D10	@Arizona	L, 47-63
D17	Winthrop	W, 60-40
D19	Alabama State	W, 70-45
D22	vs. UTEP ^	L, 48-61
D23	South. Illinois ^	W, 83-75 (ot)
D25	at Hawai'i ^	L, 68-75
J1	East Tenn. State	W, 65-58
J7	Florida State	W, 79-59
J12	@Boston College	L, 57-59
J15	Duke	L, 66-73

J18	@Miami	L, 73-76
J21	Georgia Tech	W, 64-62
J28	Wake Forest	12:00
J31	@Virginia	7:00
F4	@Virginia Tech	4:00
F7	Maryland	7:00
F11	@Wake Forest	4:00
F14	Virginia	7:00
F18	@North Carolina	4:00
F21	@Georgia Tech	7:00
F25	NC State	2:30
M1	Virginia Tech	9:00
M4	@Florida State	12:00

^ - Diamond Head Classic (Honolulu, HI)

Dayton (14-6, 4-2 A10)

N12	Western Illinois	W, 87-58
N15	@Miami (Ohio)	L, 67-72 (ot)
N19	UNC Wilmington	W, 74-49
N24	vs. Wake Forest ^	W, 80-76
N25	vs. Fairfield ^	W, 56-49
N27	vs. Minnesota ^	W, 86-70
N30	Buffalo	L, 55-84
D4	@Murray State	L, 58-75
D7	Alabama	W, 74-62
D11	USC Upstate	W, 72-68
D17	FIU	W, 61-40
D21	Seton Hall	L, 64-69
D23	Illinois-Chicago	W, 64-57
D30	Ole Miss	W, 62-50
J4	St. Louis	W, 79-72 (ot)
J7	@Temple	W, 87-77
J11	@St. Bonaventure	L, 73-81
J14	La Salle	W, 79-75
J21	Xavier	W, 87-72
J25	@Saint Joseph's	L, 63-77
J28	Rhode Island	7:00
F1	Duquesne	7:00
F4	@St. Louis	8:00
F11	@Fordham	1:00
F15	Charlotte	7:00
F18	@Xavier	8:00
F22	@Duquesne	7:00
F25	Massachusetts	6:00
F29	@Richmond	7:00
M3	George Washington	12:00

^ - Old Spice Classic (Orlando, FL)

Duke (17-3, 5-1 ACC)

N11	Belmont	W, 77-76
N12	Presbyterian	W, 96-55
N15	Michigan State %	W, 74-69
N18	Davidson	W, 82-69
N21	vs. Tennessee ^	W, 77-67
N22	vs. Michigan ^	W, 82-75
N23	vs. Kansas ^	W, 68-61
N29	@Ohio State	L, 63-85
D7	Colorado State	W, 87-64
D10	Washington	W, 86-80
D19	UNC Greensboro	W, 90-63
D30	Western Michigan	W, 110-70
J1	Penn	W, 85-55
J4	@Temple	L, 73-78
J7	@Georgia Tech	W, 81-74
J12	Virginia	W, 61-58
J15	@Clemson	W, 73-66
J19	Wake Forest	W, 91-73
J21	Florida State	L, 73-76
J25	@Maryland	W, 74-61
J28	St. John's	12:00
F2	@Virginia Tech	7:00
F5	Miami	3:00
F8	@North Carolina	9:00
F11	Maryland	4:00
F16	NC State	9:00
F19	@Boston College	6:00
F23	@Florida State	7:00
F25	Virginia Tech	12:00
F28	@Wake Forest	9:00
M3	North Carolina	7:00

% - Champions Classic (New York, NY)

^ - Maui Invitational (Lahaina, HI)

Florida State (14-6, 5-1 ACC)

N11	Jacksonville	W, 79-67
N14	UCF	W, 73-50
N16	Stetson	W, 79-66
N20	South Alabama	W, 80-39
N24	vs. UMass ^	W, 73-53
N25	vs. Harvard ^	L, 41-46
N26	vs. UConn ^	L, 76-78 (ot)
N30	@Michigan State	L, 49-65
D5	Charleston Southern	W, 76-51
D11	UNC Greensboro	W, 75-60
D18	Loyola-Marymount	W, 77-61
D22	@Florida	L, 64-82
D30	Princeton	L, 73-75 (3ot)
J4	Auburn	W, 85-56
J7	@Clemson	L, 59-79
J10	@Virginia Tech	W, 63-59
J14	North Carolina	W, 90-57
J17	Maryland	W, 84-70
J21	@Duke	W, 76-73
J25	@Wake Forest	W, 75-52
F1	Georgia Tech	7:00
F4	Virginia	1:00
F8	@Boston College	7:00
F11	Miami	1:00
F16	Virginia Tech	7:00
F18	@NC State	1:00
F23	Duke	7:00
F26	@Miami	6:00
M1	@Virginia	7:00
M4	Clemson	12:00

^ - Battle 4 Atlantis (Bahamas)

Gardner-Webb (10-12, 5-5 BIG SOUTH)

N11	@Clemson	L, 44-65
N13	@Lipscomb	W, 74-71
N16	Lees-McCrae	W, 91-61
N19	@S.C. State	L, 68-73
N21	@Indiana	L, 49-73
N23	@Butler	L, 66-68
N26	Savannah State	L, 66-72
N27	@Chattanooga	W, 76-74 (ot)
D1	UNC Asheville	L, 60-66
D3	Winthrop	W, 62-60
D6	Alice Lloyd College	W, 87-57
D10	S.C. State	W, 87-57
D18	@Wake Forest	L, 59-67
D22	@East Carolina	L, 55-69
D31	@Radford	W, 61-55
J2	@VMI	L, 72-76
J7	High Point	W, 65-61 (ot)
J10	Charleston Southern	W, 80-67
J12	@Coastal Carolina	L, 63-65
J14	@Campbell	L, 68-74
J19	@Winthrop	L, 54-56
J26	Campbell	W, 78-72
J28	Coastal Carolina	7:00
F2	@Liberty	7:00
F4	@High Point	7:00
F9	Radford	7:00
F11	VMI	7:00
F14	@Charleston Southern	7:30
F23	@UNC Asheville	7:00
F25	Presbyterian	7:00

Georgia Southern (8-12, 6-4 SOCON)

N11	Valparaiso	L, 81-90
N16	@Wake Forest	L, 72-81
N18	Webber Internat'l	W, 84-61
N23	@South Florida	L, 46-66
N27	@SMU	L, 49-55
D1	Chattanooga	W, 84-76
D3	Appalachian State	W, 73-62
D10	@Eastern Kentucky	L, 59-63
D19	@South Alabama	L, 57-70
D22	@Georgia State	L, 52-72
D30	@Auburn	L, 75-78
J2	Brewton Parker	W, 88-60
J5	@Elon	W, 69-63
J7	@Davidson	L, 74-96
J12	Samford	W, 58-53
J14	@Wofford	L, 63-88
J19	@Furman	L, 54-64
J21	Coll. of Charleston	W, 64-58

J23	Citadel	W, 78-72 (2ot)
J26	@Samford	L, 55-57
J28	@Chattanooga	7:30
F4	@Western Carolina	2:00
F6	Furman	7:30
F9	Wofford	7:00
F11	@Citadel	7:05
F18	UNC Greensboro	7:30
F23	@College of Charleston	7:00
F25	Davidson	7:00

Georgia Tech (8-11, 1-4 ACC)

N11	Florida A&M	W, 92-59
N14	Delaware State	W, 70-52
N17	vs. St. Joseph's ^	L, 53-66
N18	vs. VCU ^	W, 73-60
N20	vs. LSU ^	L, 50-59
N23	Siena	W, 72-44
N29	Northwestern	L, 60-76
D3	@Tulane	L, 52-57
D7	@Georgia	W, 68-56
D10	@Savannah State	W, 65-45
D19	Alabama A&M	W, 65-54
D22	Mercer	L, 59-65
D29	@Fordham	L, 66-72
J3	Alabama	L, 48-73
J7	Duke	L, 74-81
J11	@NC State	W, 82-71
J15	@Maryland	L, 50-61
J19	Virginia	L, 38-70
J21	@Clemson	L, 62-64
J24	Miami	9:00
J29	@North Carolina	6:00
F1	@Florida State	7:00
F4	Boston College	1:00
F9	NC State	7:00
F15	@Wake Forest	7:30
F18	@Virginia Tech	3:00
F21	Clemson	7:00
F25	Maryland	2:30
F29	@Boston College	7:00
M3	Wake Forest	12:00

^ - Charleston Classic (Charleston, SC)

High Point (7-14, 3-8 BIG SOUTH)

N12	Bridgewater (Va.)	W, 95-52
N14	@Purdue	L, 65-67
N18	@UCF	L, 72-84
N22	Tennessee Tech	L, 57-62 (ot)
N26	Citadel	W, 80-72 (ot)
N29	@Hampton	L, 64-68
D3	@Campbell	L, 62-72
D7	Wake Forest	L, 83-87
D10	Averett	W, 89-53
D17	@Marshall	L, 59-79
D21	Wofford	W, 87-79
D31	Coastal Carolina	L, 52-55
J2	Charleston Southern	W, 88-78
J5	@Presbyterian	W, 63-57
J7	@Gardner-Webb	L, 61-65 (ot)
J12	Winthrop	W, 64-54
J14	UNC Asheville	L, 79-86
J17	@Radford	L, 66-85
J19	@VMI	L, 77-88
J21	Liberty	L, 78-84
J26	@UNC Asheville	L, 70-90
J28	@Winthrop	4:00
F2	Presbyterian	7:00
F4	Gardner-Webb	7:00
F9	@Coastal Carolina	7:00
F11	@Charleston Southern	5:30
F14	Radford	7:00
F22	Campbell	7:00

Loyola (14-5, 7-2 MAAC)

N11	@Wake Forest	L, 63-75
N14	Coppin State	W, 78-68
N17	@UMBC	W, 73-63
N20	@New Hampshire	W, 66-60
N27	Florida Gulf Coast	W, 77-74
D1	Marist	W, 76-63
D3	@Siena	W, 66-59
D7	@Geo. Washington	W, 65-55
D10	@Mount St. Mary's	W, 65-54

D18	@St. Bonaventure	L, 66-76
D22	@Kentucky	L, 63-87
D28	@Bucknell	W, 72-67
J2	Niagara	L, 61-66
J5	Manhattan	W, 61-60
J7	Canisius	W, 77-62
J13	@Fairfield	W, 66-63
J15	@Iona	L, 63-74
J19	Siena	W, 66-55
J22	St. Peter's	W, 65-54
J27	@Niagara	7:00
J29	@Canisius	2:00
F3	Rider	7:00
F5	@St. Peter's	2:00
F10	Iona	7:00
F12	Fairfield	4:00
F15	@Marist	7:00
F24	@Rider	7:00
F26	@Manhattan	4:00

Maryland (12-7, 2-4 ACC)

N13	UNC Wilmington	W, 71-62
N17	vs. Alabama ^	L, 42-62
N18	vs. Colorado ^	W, 78-71
N20	vs. Iona ^	L, 63-89
N25	Florida Gulf Coast	W, 73-67
N29	Illinois	L, 62-71
D4	Notre Dame	W, 78-71
D7	Mount St. Mary's	W, 77-74
D14	FIU	W, 65-61
D23	Radford	W, 65-60
D28	Albany	W, 83-72
D31	Samford	W, 75-63
J3	Cornell	W, 70-62
J8	@NC State	L, 74-79
J11	Wake Forest	W, 70-64
J15	Georgia Tech	W, 61-50
J17	@Florida State	L, 70-84
J21	@Temple	L, 60-73
J25	Duke	L, 61-74
J28	Virginia Tech	2:30

OPPONENTS' SCHEDULES & RESULTS

Nebraska (11-9, 3-6 BIG TEN)

N11	South Dakota	W, 65-48
N14	@USC	W, 64-61 (2ot)
N20	Rhode Island	W, 83-63
N23	Oregon	L, 76-83
N26	South Dakota State	W, 76-64
N30	Wake Forest	L, 53-55
D4	@Creighton	L, 66-76
D7	Florida Gulf Coast	W, 51-50
D10	@TCU	W, 69-57
D17	Alcorn State	W, 60-46
D20	Central Michigan	W, 72-69
D22	Wisconsin	L, 40-64
D27	Michigan State	L, 55-68
D31	@Ohio State	L, 40-71
J3	@Illinois	L, 54-59
J7	Penn State	W, 70-58
J11	@Wisconsin	L, 45-50
J15	Indiana	W, 70-69
J18	Ohio State	L, 45-79
J21	@Iowa	W, 79-73
J26	@Northwestern	7:00
F2	Minnesota	1:00
F5	Michigan	8:30
F8	@Penn State	1:00
F11	Illinois	5:00
F18	@Purdue	6:30
F22	@Michigan State	8:00
F25	Iowa	9:00
F29	@Minnesota	12:30

North Carolina (17-3, 4-1 ACC)

N11	Michigan State	W, 67-55
N13	@UNC Asheville	W, 91-75
N20	Miss. Valley St. ^	W, 101-75
N22	Tennessee State ^	W, 102-69
N25	vs. So. Carolina %	W, 87-62
N26	vs. UNLV %	L, 80-90
N30	Wisconsin	W, 60-57
D3	@Kentucky	L, 72-73
D6	Evansville	W, 97-48
D10	Long Beach State	W, 84-78
D17	Appalachian State	W, 97-82
D19	Nicholls State	W, 99-49
D21	Texas	W, 82-63
D29	Elon	W, 100-62
J1	Monmouth	W, 102-65
J7	Boston College	W, 83-60
J10	Miami	W, 73-56
J14	@Florida State	L, 57-90
J19	@Virginia Tech	W, 82-68
J26	NC State	W, 74-55
J29	Georgia Tech	6:00
J31	@Wake Forest	9:00
F4	@Maryland	4:00
F8	Duke	9:00
F11	Virginia	1:00
F15	@Miami	7:00
F18	Clemson	4:00
F21	@NC State	8:00
F25	@Virginia	4:00
F29	Maryland	7:00
M3	@Duke	7:00

^ - Las Vegas Invitational (Chapel Hill, NC)
% - Las Vegas Invitational (Las Vegas, NV)

NC Central (9-10, 3-3 MEAC)

N11	@Charlotte	L, 57-73
N13	Johnson & Wales	W, 115-41
N16	@Wagner	L, 83-87
N20	@Wake Forest	L, 79-93
N23	Morris College	W, 112-50
N26	Barber-Scotia	W, 104-55
N29	Southern Wesleyan	W, 94-60
D3	N.C. A&T	W, 65-46
D6	@Eastern Kentucky	L, 62-75
D11	@NC State	L, 60-65
D20	vs. Oregon ^	L, 45-58
D21	vs. S.F. Austin ^	W, 65-57
D22	vs. Prairie View ^	W, 69-58
D29	@East Carolina	L, 76-84
J7	Florida A&M	L, 60-62
J9	Bethune-Cookman	W, 69-64
J16	@Howard	W, 69-53

J21	@Coppin State	L, 57-77
J23	@Morgan State	L, 64-71
J28	Delaware State	4:00
J30	Md.-Eastern Shore	7:00
F4	@Florida A&M	6:00
F6	@Bethune-Cookman	7:30
F11	Savannah State	4:00
F13	S.C. State	7:00
F18	@N.C. A&T	4:00
F22	@Indiana	7:00
F25	@Savannah State	4:00
F27	@S.C. State	7:30
M1	@Hampton	7:00

^ - Global Sports Hoops Showcase (Eugene, OR)

NC State (15-6, 4-2 ACC)

N11	UNC Asheville	W, 84-75
N13	Morehead State	W, 91-61
N16	Princeton	W, 60-58
N19	vs. Vanderbilt ^	L, 79-86
N21	vs. Texas ^	W, 77-74
N25	Elon	W, 82-67
N30	Indiana	L, 75-86
D4	@Stanford	L, 72-76
D11	NC Central	W, 65-60
D17	Syracuse	L, 72-88
D20	@St. Bonaventure	W, 88-59
D22	Northeastern	W, 88-59
D29	Campbell	W, 87-81
D31	Western Carolina	W, 82-55
J4	Delaware State	W, 78-44
J8	Maryland	W, 79-74
J11	Georgia Tech	L, 71-82
J14	@Wake Forest	W, 76-40
J19	Boston College	W, 76-62
J22	@Miami	W, 78-73
J26	@North Carolina	L, 55-74
J28	Virginia	8:00
F1	@Boston College	8:00
F4	Wake Forest	1:00
F9	@Georgia Tech	7:00
F16	@Duke	9:00
F18	Florida State	1:00
F21	North Carolina	8:00
F25	@Clemson	2:30
F29	Miami	9:00
M4	@Virginia Tech	6:00

^ - Legends Classic (East Rutherford, NJ)

UNC Wilmington (8-12, 4-6 CAA)

N13	@Maryland	L, 62-71
N19	@Dayton	L, 49-74
N22	Marshall	L, 64-69
N26	Davidson	L, 67-70
N30	@Toledo	L, 73-75
D3	@Illinois State	W, 63-54
D6	@Liberty	W, 77-68
D17	@VCU	L, 64-87
D19	Campbell	W, 67-65
D21	@Wake Forest	L, 78-87
D30	Furman	W, 72-61
J2	Delaware	W, 80-75
J4	@Northeastern	W, 70-62
J7	Hofstra	W, 86-80
J11	@Georgia State	L, 61-75
J14	Drexel	L, 57-79
J18	James Madison	L, 61-69
J21	@William & Mary	W, 68-66
J23	@George Mason	L, 61-67
J25	Old Dominion	L, 48-53
J28	@Towson	7:00
F1	Georgia State	7:00
F4	William & Mary	7:00
F8	@Delaware	7:00
F11	George Mason	7:00
F14	@Old Dominion	7:00
F22	VCU	7:00
F25	@Hofstra	4:00

Richmond (12-9, 3-3 A10)

N11	American	W, 66-56
N14	@Davidson	L, 61-74
N17	Hampton ^	W, 72-51
N19	Sacred Heart ^	W, 83-58
N22	vs. Illinois %	L, 61-70
N23	vs. Rutgers %	W, 58-53
N30	@William & Mary	W, 92-61
D3	@Wake Forest	W, 70-62
D10	@VCU	L, 51-73
D14	Iona	L, 79-88
D17	@Bucknell	L, 65-79
D20	Old Dominion	W, 90-82 (ot)
D23	@UCLA	L, 63-71
D28	Liberty	W, 77-61
D30	UNC Greensboro	W, 78-58
J4	@Charlotte	L, 70-75
J7	@Rhode Island	W, 70-53
J14	Temple	W, 76-65
J18	@Geo. Washington	L, 65-83
J21	Massachusetts	L, 68-79
J25	Fordham	W, 102-58
J28	@St. Bonaventure	7:00
F1	Saint Joseph's	7:00
F4	@Duquesne	7:00
F8	La Salle	7:00
F11	George Washington	5:00
F15	@St. Louis	8:00
F18	Charlotte	6:00
F22	@Saint Joseph's	7:00
F25	@Xavier	8:00
F29	Dayton	7:00

^ - Cancun Challenge (Richmond, VA)
% - Cancun Challenge (Cancun, Mexico)

Seton Hall (15-5, 4-4 BIG EAST)

N12	St. Francis (N.Y.)	W, 75-71
N17	vs. VCU ^	W, 69-54
N18	vs. St. Joseph's ^	W, 78-70
N20	vs. Northwestern ^	L, 73-80
N22	Yale	W, 73-62
N26	St. Peter's	W, 63-54
D2	Auburn	W, 81-59
D6	N.J. Tech	W, 78-48
D10	Wake Forest	W, 68-54
D18	Mercer	W, 80-77 (ot)
D21	@Dayton	W, 69-64
D23	@Longwood	W, 87-61
D28	@Syracuse	L, 49-75
D30	West Virginia	W, 67-48
J3	Connecticut	W, 75-63
J7	@Providence	W, 66-57
J10	DePaul	W, 94-73
J13	@South Florida	L, 55-56
J18	@Villanova	L, 76-84
J25	Notre Dame	L, 42-55
J28	Louisville	8:00
J31	@Marquette	8:00
F4	@Connecticut	12:00
F8	@Rutgers	9:00
F12	Pittsburgh	12:00
F14	St. John's	7:00
F18	@Cincinnati	4:00
F21	Georgetown	7:00
F25	Rutgers	5:00
M3	@DePaul	6:00

^ - Charleston Classic (Charleston, SC)

Texas Tech (7-12, 0-7 BIG 12)

N11	Troy	W, 90-85
N16	North Texas	W, 69-64
N20	Stephen F. Austin	W, 66-54
N24	Indiana State ^	L, 49-60
N25	DePaul ^	L, 70-76
N27	Wake Forest ^	L, 61-70
D1	@Texas A&M-CC	W, 61-54
D6	@TCU	L, 69-75
D18	Grambling	W, 87-59
D22	@Oral Roberts	L, 56-72
D27	CSU Bakersfield	W, 74-58
D30	SE Louisiana	W, 62-54
J4	@Oklahoma State	L, 59-67
J7	Baylor	L, 60-73
J11	Kansas	L, 46-81

J14	@Texas A&M	L, 54-67
J17	@Oklahoma	L, 55-64
J21	Iowa State	L, 52-76
J25	Kansas State	L, 47-69
J28	@Missouri	1:30
J31	Oklahoma State	8:00
F4	@Texas	7:00
F7	@Kansas State	8:00
F11	Oklahoma	8:00
F14	Texas A&M	7:00
F18	@Kansas	8:00
F22	@Iowa State	9:00
F25	Texas	4:00
F27	@Baylor	9:00
M3	Missouri	4:00

^ - Old Spice Classic (Orlando, FL)

Virginia (16-3, 3-2 ACC)

N13	S.C. State	W, 75-38
N15	Winthrop	W, 69-48
N18	vs. TCU ^	L, 55-57
N19	vs. Drexel ^	W, 49-35
N21	vs. Drake ^	W, 60-52
N25	Green Bay	W, 68-42
N29	Michigan	W, 70-58
D3	Longwood	W, 86-53
D6	George Mason	W, 68-48
D18	@Oregon	W, 67-54
D21	@Seattle	W, 83-77
D27	Md.-Eastern Shore	W, 69-42
D30	Towson	W, 57-50
J2	@LSU	W, 57-52
J7	Miami	W, 52-51
J12	@Duke	L, 58-61
J19	@Georgia Tech	W, 70-38
J22	Virginia Tech	L, 45-47
J26	Boston College	W, 66-49
J28	@NC State	8:00
J31	Clemson	W, 78-70
F4	@Florida State	1:00
F8	Wake Forest	7:30
F11	@North Carolina	1:00
F14	@Clemson	7:00
F18	Maryland	1:00
F21	@Virginia Tech	9:00
F25	North Carolina	4:00
M1	Florida State	7:00
M4	@Maryland	2:00

^ - Paradise Jam (St. Thomas, USVI)

Virginia Tech (12-8, 1-4 ACC)

N12	East Tenn. State	W, 64-53
N14	Monmouth ^	W, 91-46
N15	FIU ^	W, 78-63
N23	vs. Syracuse %	L, 58-69
N25	vs. Oklahoma St. %	W, 59-57
N27	St. Bonaventure	W, 73-64
N30	@Minnesota	L, 55-58
D4	Kansas State	L, 61-69
D7	@Rhode Island	W, 78-67
D11	Norfolk State	W, 73-60
D17	Campbell	W, 85-60
D19	North Florida	W, 84-55
D22	Eastern Michigan	W, 71-50
D31	@Oklahoma State	W, 67-61
J7	@Wake Forest	L, 55-58
J10	Florida State	L, 59-63
J14	@Boston College	L, 59-61
J19	North Carolina	L, 68-82
J22	@Virginia	W, 47-45
J25	BYU	L, 68-70
J28	@Maryland	2:30
F2	Duke	7:00
F4	Clemson	4:00
F9	@Miami	9:00
F12	Boston College	6:00
F16	@Florida State	7:00
F18	Georgia Tech	3:00
F21	Virginia	9:00
F25	@Duke	12:00
M1	@Clemson	9:00
M4	NC State	6:00

^ - NIT Season Tip-Off (Blacksburg, VA)
% - NIT Season Tip-Off (New York, NY)

Wofford (13-8, 6-3 socon)

N11	@Georgia	L, 49-62
N13	Emory & Henry	W, 70-55
N19	@Wisconsin	L, 33-69
N22	@Bradley	W, 70-66
N25	vs. UMKC ^	L, 58-64 (ot)
N26	vs. Prairie View ^	W, 56-49
D1	Davidson	L, 69-72
D3	Citadel	W, 82-63
D6	Tulane	W, 61-50
D10	Virginia-Wise	W, 69-66
D18	Jacksonville	W, 63-57
D21	@High Point	L, 79-87
D28	@South Carolina	L, 45-57
J2	@Wake Forest	W, 56-52
J5	Coll. of Charleston	W, 75-58
J7	@Western Carolina	L, 57-67
J12	@Chattanooga	L, 48-51
J14	Georgia Southern	W, 88-63
J19	Appalachian State	W, 73-61
J21	@Furman	W, 79-72
J26	@Citadel	W, 62-55
J28	@College of Charleston	12:00
J30	Western Carolina	7:00
F4	Samford	2:00
F6	@Davidson	7:00
F9	@Georgia Southern	7:00
F11	@Appalachian State	2:00
F15	Elon	7:00
F21	@UNC Greensboro	7:00
F25	Furman	7:00

^ - Chicago Inv. (Hoffman Estates, IL)

Yale (12-4, 2-0 Ivy)

N11	Central Conn. State	W, 73-69
N15	@Quinnipiac	L, 62-68
N17	Lyndon State	W, 101-37
N22	@Seton Hall	L, 62-73
N26	@Army	W, 84-75
N29	@Hartford	W, 74-69
D3	Vermont	W, 68-52
D5	@Sacred Heart	W, 73-71
D7	Bryant	W, 76-59
D18	@Rhode Island	W, 68-65
D29	@Wake Forest	L, 71-72</

1		TONY CHENNAULT ■ SO. ■ G 6-2 ■ 195 ■ PHILADELPHIA, PA. PPG RPG MPG APG STL FG% 3FG% FT% 10.7 2.9 30.6 2.9 24 43.6 25.8 63.5	LAST GAME: One of 3 Deacons in double figures with 11 points alongside 3 assists, 3 rebounds and a steal. NOTABLE: Team captain who is finally 100% healthy... Suffered broken foot in the 2011 season opener and missed 17 games... last name is pronounced "shuh-NALT".	CAREER HIGHS PTS: 20 - at High Point, 12/7/11 REB: 6 - vs. Dayton, 11/24/11 MIN: 39 - at Maryland, 1/11/12 AST: 6 - 4 times (at BC, 1/21/12)
2		ANTHONY FIELDS ■ FR. ■ G 6-0 ■ 170 ■ DETROIT, MICH. PPG RPG MPG APG STL FG% 3FG% FT% 1.4 0.8 11.1 1.31 5 22.6 9.1 58.3	LAST GAME: Did not play. NOTABLE: Detroit native who played junior & senior seasons locally at Winston-Salem's Quality Education Academy... quickness reminds some of former Deacon Ishmael Smith.	CAREER HIGHS PTS: 7 - vs. Loyola, 11/11/11 REB: 3 - vs. NC State, 1/14/12 MIN: 23 - vs. Loyola, 11/11/11 AST: 4 - 2 times (vs. Dayton, 11/24/11)
4		DANIEL GREEN ■ FR. ■ F 6-10 ■ 210 ■ COLLEYVILLE, TEXAS PPG RPG MPG APG STL BLK FG% 3FG% FT% 1.3 1.3 6.7 3 2 41.2 -- 56.3	LAST GAME: Played 5 minutes off the bench and hauled in a rebound. NOTABLE: Lanky big man with loads of potential... active rebounder who uses long frame to haul in boards... great work ethic... seventh Texan to play for Deacons since 1996.	CAREER HIGHS PTS: 6 - vs. Loyola, 11/11/11 REB: 6 - vs. Loyola, 11/11/11 MIN: 14 - 2 times (vs. ASU, 11/25/11) BLK: 2 - vs. Texas Tech, 11/27/11
10		CHASE FISCHER ■ FR. ■ G 6-3 ■ 180 ■ RIPLEY, W.VA. PPG RPG MPG APG STL FG% 3FG% FT% 6.8 2.2 27.2 1.35 15 36.2 33.3 85.2	LAST GAME: Finished with 7 points, a steal and a rebound in a bench-high 23 minutes. NOTABLE: Tremendous outside shooter with deep range... prolific scorer in high school... possesses high basketball IQ... 2010-11 first team Parade All-American.	CAREER HIGHS PTS: 14 - vs. UNCW, 12/21/11 REB: 5 - 2 times (vs. NC State, 1/14/12) MIN: 37 - vs. Wofford, 1/2/12 AST: 5 - vs. NC Central, 11/20/11
11		C.J. HARRIS ■ JR. ■ G 6-3 ■ 190 ■ WINSTON-SALEM, N.C. PPG RPG MPG APG STL FG% 3FG% FT% 17.2 3.4 34.5 2.53 21 50.3 49.2 81.3	LAST GAME: Scored a team-high 16 points in a game-high 38 minutes with 2 assists, 3 rebounds and a block. NOTABLE: In second season as team captain... local product who is team's most veteran player... will look to score more from the off-guard position.	CAREER HIGHS PTS: 24 - vs. Miami, 2/9/11 REB: 9 - vs. VCU, 11/16/10 MIN: 42 - vs. Xavier, 1/3/10 AST: 8 - at Elon, 11/20/10
25		NIKITA MESCHERIAKOV ■ R-SR. ■ F 6-7 ■ 220 ■ MINSK, BELARUS PPG RPG MPG APG STL FG% 3FG% FT% 7.4 4.1 24.9 1.45 11 35.2 23.5 70.3	LAST GAME: Racked up 13 points, 3 rebounds and a steal in a career-high 34 minutes of playing time. NOTABLE: Georgetown transfer is in his third year with the Deacons... lefty is terrific outside shooter who picks his spots... last name is pronounced "muh-SHARE-uh-kov".	CAREER HIGHS PTS: 14 - vs. NC Central, 11/20/11 REB: 10 - vs. Virginia Tech, 1/7/12 MIN: 34 - vs. Florida State, 1/25/12 AST: 3 - 5 times (vs. Wofford, 1/2/12)
30		TRAVIS MCKIE ■ SO. ■ F 6-7 ■ 210 ■ RICHMOND, VA. PPG RPG MPG APG STL BLK FG% 3FG% FT% 16.5 6.9 34.6 13 20 47.8 35.0 72.0	LAST GAME: Notched only 3 points after shooting 1-of-13 from the floor, but grabbed 9 rebounds in 32 minutes. NOTABLE: Double-double potential every night out... named Freshman All-American and to ACC All-Freshman team in 2010-11... last name rhymes with "sky".	CAREER HIGHS PTS: 25 - 4 times (at Maryland, 1/11/12) REB: 15 - 2 times (vs. VT, 1/7/12) MIN: 39 - 2 times (at Maryland, 1/11/12) AST: 4 - vs. Iowa, 11/30/10
33		CARSON DESROSIERIS ■ SO. ■ C 7-0 ■ 240 ■ WINDHAM, N.H. PPG RPG MPG APG STL BLK FG% 3FG% FT% 4.6 4.8 22.8 17 47 41.7 27.8 56.7	LAST GAME: Pulled in a rebound in his 13 minutes of court time, especially following Walker's injury. NOTABLE: Skilled post who can play inside and out with above-average shooting range... terrific shot-blocker... Last name is pronounced "duh-ROW-zures".	CAREER HIGHS PTS: 13 - at Nebraska, 11/30/11 REB: 12 - at Nebraska, 11/30/11 MIN: 36 - at Nebraska, 11/30/11 BLK: 8 - vs. Loyola, 11/11/11
40		TY WALKER ■ SR. ■ C 7-0 ■ 230 ■ WILMINGTON, N.C. PPG RPG MPG APG STL BLK FG% 3FG% FT% 4.7 5.6 19.6 8 33 53.5 -- 75.0	LAST GAME: Left with a concussion after an assist, 4 blocks and 4 rebounds during the first half. NOTABLE: Missed the first nine games of the season due to University-imposed suspension... one of top shot-blockers in school history... athletic big man.	CAREER HIGHS PTS: 12 - 2 times (vs. GWU, 12/18/11) REB: 12 - vs. Wofford, 1/2/12 MIN: 32 - at Maryland, 1/11/12 BLK: 11 - vs. Marist, 11/23/10
41		BROOKS GODWIN ■ SR. ■ F 6-5 ■ 215 ■ WINSTON-SALEM, N.C. PPG RPG MPG APG STL FG% 3FG% FT% 1.0 0.8 2.7 0.0 0 50.0 -- --	LAST GAME: Entered in the final minute of the game and hit 2 free throws to tie his career-high in points. NOTABLE: Non-scholarship player who was voted as a team captain for the 2011-12 season... in his fourth season with the team... has reputation as one of the toughest and hardest-working players on the team.	CAREER HIGHS PTS: 2 - 3 times (vs. FSU, 1/25/12) REB: 2 - 2 times (vs. ASU, 11/25/11) MIN: 8 - vs. Marist, 11/23/10 FG: 1 - 2 times (vs. NC State, 1/14/12)
42		SPENCER JENNINGS ■ JR. ■ G 6-0 ■ 170 ■ MIDLAND, MICH. PPG RPG MPG APG STL FG% 3FG% FT% -- -- -- -- -- -- -- --	LAST GAME: Did not play. NOTABLE: Non-scholarship player who suffered a torn ACL during the offseason in May... had surgery mid-June and is still rehabbing the knee... earliest return date could be in January... great shooter who transferred from D-III Albion College.	CAREER HIGHS PTS: -- REB: -- MIN: -- AST: --
43		AARON INGLE ■ SR. ■ G 6-0 ■ 175 ■ WEAVERVILLE, N.C. PPG RPG MPG APG STL FG% 3FG% FT% 0.0 0.3 2.7 0.0 1 -- -- --	LAST GAME: Played in the final minute, but did not record any stats. NOTABLE: Non-scholarship player who is an emergency option at point guard... saw significant action at the point while Chennault was sidelined last season... high school teammate of Duke's Mason and Miles Plumlee.	CAREER HIGHS PTS: 2 - vs. Marist, 11/23/10 REB: 1 - 3 times (vs. Wofford, 1/2/12) MIN: 14 - vs. Hampton, 11/15/10 AST: 1 - vs. Elon, 12/13/09
45		RYAN KEENAN ■ SR. ■ F 6-5 ■ 195 ■ BELLAIRE, TEXAS PPG RPG MPG APG STL FG% 3FG% FT% 0.0 0.4 1.7 1 0 0.0 -- --	LAST GAME: Did not record a stat in the final minute of the game. NOTABLE: Non-scholarship player who provides depth at the wing position... possesses a great outside shot... played 14 minutes in the 2010-11 season finale at Boston College... one of seven Texans to play for the Deacons since 1996.	CAREER HIGHS PTS: 3 - 2 times (at UNC, 2/15/11) REB: 2 - 2 times (vs. ASU, 11/25/11) MIN: 14 - at Boston College, 3/6/11 AST: 1 - 4 times (vs. ASU, 11/25/11)