



# WAKE FOREST 2011-12



## 2011-12 SCHEDULE/RESULTS

### NOVEMBER

4	<b>FERRUM</b> (Exhibition)	W, 82-43
11	<b>LOYOLA (MD.)</b> (ESPN3)	W, 75-63
16	<b>GEORGIA SOUTHERN</b> (RSN)	W, 81-72
20	<b>NC CENTRAL</b> (ESPN3)	W, 93-79
24	vs. Dayton % (ESPN2)	L, 76-80
25	vs. Arizona State % (ESPN2)	L, 56-84
27	vs. Texas Tech % (ESPN3)	W, 70-61
30	at Nebraska (ESPNU)	W, 55-53

### DECEMBER

3	<b>RICHMOND</b> (ESPN3)	L, 62-70
7	at High Point	W, 87-83
10	at Seton Hall (ESPN3)	L, 54-68
18	<b>GARDNER-WEBB</b> (ACC.com)	W, 67-59
21	<b>UNC WILMINGTON</b> (ACC.com)	W, 87-78
29	<b>YALE</b> (ACC.com)	W, 72-71

### JANUARY

2	<b>WOFFORD</b> (RSN)	L, 52-56
7	<b>VIRGINIA TECH*</b> (ACC Net.)	W, 58-55
11	at Maryland* (RSN)	L, 64-70
14	<b>NC STATE*</b> (ACC Network)	L, 40-76
19	at #4 Duke* (ESPN)	L, 73-91
21	at Boston College* (ACC Net.)	W, 71-56
25	<b>#23 FLORIDA STATE*</b> (RSN)	7:00
28	at Clemson* (ACC Network)	12:00
31	<b>NORTH CAROLINA*</b> (ESPNU)	9:00

### FEBRUARY

4	at NC State* (ACC Network)	1:00
8	at Virginia* (RSN)	7:30
11	<b>CLEMSON*</b> (RSN)	4:00
15	<b>GEORGIA TECH*</b> (RSN)	7:30
18	at Miami* (RSN)	1:00
25	<b>BOSTON COLLEGE*</b> (RSN)	1:00
28	<b>DUKE*</b> (ESPNU)	9:00

### MARCH

3	at Georgia Tech* (ACC Network)	12:00
8-11	ACC Tournament (Atlanta, Ga.)	

Home games in **BOLD CAPS**.

% - Old Spice Classic (Orlando, Fla.)

\* - ACC game

### WAKE FOREST MEDIA RELATIONS

PO Box 7426, Winston-Salem, NC  
 Phone: (336) 758-5640 / Fax: (336) 758-5140  
 Scott Wortman, Associate Director (MBK Contact)  
 Cell: (419) 203-4229 / Office: (336) 758-6099  
 Email: wortmasm@wfu.edu  
 www.WakeForestSports.com

GAME #20 ■ JAN. 25, 2012 ■ LJV COLISEUM (14,655) ■ WINSTON-SALEM, N.C.



## WAKE FOREST vs. #23 FLORIDA STATE

DEMON DEACONS

SEMINOLES

11-8, 2-3 ACC

13-6, 4-1 ACC



### WAKE FOREST RETURNS HOME TO HOST FLORIDA STATE

- Wake Forest will return home for the first time in 11 days to host one of the hottest teams in the ACC, the No. 23-ranked Florida State Seminoles, on Wednesday evening in Winston-Salem.
- Tip-off is scheduled for 7 p.m. at the Lawrence Joel Coliseum.

### HOW TO CATCH THE GAME

- Wednesday's game will be televised regionally by Fox Sports. Rich Waltz (play-by-play) and Mike Gminski (color) will call the action.
- The game can be heard on the Wake Forest IMG College Sports Network and online at WakeForestSports.com. Stan Cotten (play-by-play) and Mark Freidinger (color) have the call.

### LAST TIME OUT

- Wake Forest (11-8, 2-3 ACC) is coming off a 71-56 win at Boston College on Saturday in Chestnut Hill. The Deacons never trailed in the game and had to stave off a BC rally in the second half.
- Travis McKie posted his second consecutive double-double with 20 points and 10 rebounds, while Ty Walker finished with six blocks and 11 rebounds to lead the Deacons.
- Wake Forest dominated the paint with 10 blocks and a 42-37 rebounding advantage. The Deacons outscored the Eagles, 40-24, in the paint.
- C.J. Harris extended his double-figure scoring streak to 18 games with 15 points to go along with five assists and three steals.

### TODAY'S OPPONENT

- Florida State (13-6, 4-1 ACC) is coming off a 76-73 win at Duke on Saturday in Durham. The Seminoles' Michael Snaer hit a 3-pointer at the buzzer to shock then-No. 4-ranked Duke and snap the Blue Devils' 45-game home winning streak.
- FSU is currently riding a four-game winning streak and has two victories over top-five ranked teams in its past three games. The Seminoles entered the top 25 rankings on Monday, coming in at No. 23 in the AP Poll.

### SERIES HISTORY

- Wake Forest leads the all-time series with FSU, 23-19. However, the Seminoles have won three straight in the series, including twice last season.
- The Deacons are 14-5 all-time against the Seminoles at the Joel Coliseum. Wake Forest has won seven of the last nine meetings at the venue since the 2000-01 season.

### NEXT UP...

- Wake Forest will hit the road again to play at Clemson on Saturday, Jan. 28, at noon. The Tigers are 10-9 overall and 2-3 in the ACC following their 64-62 win over Georgia Tech last Saturday. Clemson is idle during the mid-week.
- The Deacons will then host No. 7-ranked North Carolina on Tuesday, Jan. 31, at 9 p.m. The Tar Heels are 16-3 overall and 3-1 in the ACC entering Thursday's game against NC State.

### WHAT'S INSIDE

Schedule Notes.....	2
Wake Forest Game Notes.....	3-6
Series History.....	7
ACC Stats & Standings.....	8
Wake Forest's Record When.....	9
The Last Time.....	10
Wake Forest Coaching Staff.....	11
Roster & Pronunciations.....	12
2010-11 WFU-FSU Box Scores.....	13-14
Season Statistics.....	15-26
Game Box Scores.....	27-30
Player Pages.....	31-39
Opponents' Schedules/Results.....	40-41
Photo Roster.....	42

### SERIES HISTORY

**Overall:** Wake Forest leads 23-19  
**Series Started:** 1958-59 season  
**At Wake Forest:** 14-5 (14-5 at LJVW)  
**At Florida State:** 6-12

### RECENT SERIES RESULTS

Date	Site	W/L	Score
2.19.11	H	L	66-84
2.1.11	A	L	61-85
3.3.10	A	L	47-51
2.14.09	H	W	86-63
3.13.08	ACCT	L	60-70

### STATISTICAL COMPARISON

	Wake	FSU
Overall Record	11-8	13-6
Conference Record	2-3	4-1
Scoring Offense	68.1	72.2
Scoring Defense	69.7	62.5
Scoring Margin	-1.7	+9.7
FG Percentage	.438	.454
3-pt FG Percentage	.333	.327
FT Percentage	.713	.713
FG Percentage Defense	.427	.369
3-Pointers Per Game	5.4	5.8
Rebounding Offense	32.8	39.4
Rebound Margin	-3.9	+4.9
Assists Per Game	11.8	12.2
Turnovers Per Game	12.9	17.4
Turnover Margin	+0.3	-1.2
Assist/Turnover Ratio	0.9	0.7
Steals pg	5.6	8.7
Blocked Shots pg	5.2	6.5

### WAKE FOREST'S PROJECTED STARTING LINEUP

G	G	F	F	C
1	11	30	25	40
<b>TONY CHENNAULT</b> SOPHOMORE • PHILADELPHIA, PA.	<b>C.J. HARRIS</b> JUNIOR • WINSTON-SALEM, N.C.	<b>TRAVIS MCKIE</b> SOPHOMORE • RICHMOND, VA.	<b>NIKITA MESCHERIAKOV</b> RS SENIOR • MINSK, BELARUS	<b>TY WALKER</b> SENIOR • WILMINGTON, N.C.
PPG RPG APG MPG	PPG RPG APG MPG	PPG RPG STL MPG	PPG RPG AST MPG	PPG RPG BPG MPG
10.6 2.9 2.9 30.3	17.3 3.4 2.6 34.3	17.2 6.7 19 34.7	7.1 4.1 29 24.4	5.2 5.8 2.9 20.1

**GAME #20 ■ WAKE FOREST VS. FLORIDA STATE ■ JAN. 25, 2012 ■ LJVM COLISEUM ■ WINSTON-SALEM, N.C.**

	N4	FERRUM (Exhibition)	W, 82-43	Travis McKie (23p, 16r) and Carson Desrosiers (10p, 10r) led the Deacons to the exhibition win. Wake held Loyola to 5-for-25 shooting in 2nd half.
	N11	LOYOLA (MD)	W, 75-63	C.J. Harris had 20 points, Travis McKie had 19 to lead Wake to a season-opening win over Loyola. The Deacs were just 22-of-46 on free throws.
	N16	GEORGIA SOUTHERN	W, 81-72	Travis McKie had 23 points and C.J. Harris scored 20 to lead Wake to a win over GSU. The Deacons shot 79 percent (27-34) from the line.
	N20	NC CENTRAL	W, 93-79	Wake Forest dished out 23 assists and went 12-for-17 from 3-point range in the win over NCCU. McKie scored 25, and Harris added 22 for Wake.
	N24	vs. Dayton	L, 76-80	Dayton overcame a four-point deficit in the final 1:30 by hitting back-to-back 3-pointers. Tony Chennault scored 17 points on 7-of-14 shooting.
	N26	vs. Arizona State	L, 56-84	Arizona State shot 59 percent and held Wake to 34 percent to win in the Old Spice consolation bracket. C.J. Harris led Wake with 17 points.
	N27	vs. Texas Tech	W, 70-61	Wake Forest took 7th place at the Old Spice Classic behind 20 points each from C.J. Harris and Travis McKie. Tony Chennault added 14 points.
	N30	at Nebraska	W, 55-53	C.J. Harris made the game-winning layup with 3.4 seconds left, and Carson Desrosiers posted a double-double of 13 points and 12 rebounds.
	D3	RICHMOND	L, 62-70	The Deacons rallied from a 23-point deficit in the second half to get within five in the final minute. Travis McKie led Wake with 25 points & 7 boards.
	D7	at High Point	W, 87-83	Playing in front of its smallest crowd (1,801) since 1973, Wake held on for the win behind 20 points apiece from Tony Chennault and C.J. Harris.
	D10	at Seton Hall	L, 54-68	Seton Hall's 14-1 first-half run gave the Pirates control of the game. Travis McKie led the Deacons with 17 points and 7 rebounds.
	D18	GARDNER-WEBB	W, 67-59	Ty Walker led the Deacons with 12 points and 9 rebounds, as Wake Forest held on late by hitting 9-of-10 free throws in the final 1:13.
	D21	UNC WILMINGTON	W, 87-78	Six Deacons scored in double figures, led by C.J. Harris' 23, as Wake used a late 12-0 run to pull away from UNCW who came back from 11 down.
	D29	YALE	W, 72-71	C.J. Harris scored 23 points to lead Wake, as the Deacons saw Yale battle back from a 19-point deficit to pull within two late in the game.
	J2	WOFFORD	L, 52-56	Wake was missing top scorer C.J. Harris to a groin strain and could not complete a late rally. McKie scored 25, and Walker had 12 boards.
	J7	VIRGINIA TECH	W, 58-55	C.J. Harris hit two 3-pointers in the final 1:05, including the go-ahead bucket with 18 seconds remaining. Wake outrebounded Tech 42-31.
	J11	at Maryland	L, 64-70	Wake was able to cut Maryland's 18-point lead down to three in the second half but could not complete the comeback. McKie led with 25 points.
	J14	NC STATE	L, 40-76	NC State never trailed and led by 39 late in the second half. C.J. Harris scored 10 points, and Ty Walker had 8 points, 7 rebounds and 3 blocks.
	J19	at Duke	L, 73-91	C.J. Harris' 20 points led four Deacons in double figures, but Duke pulled away late in the first half behind seven 3-pointers from Andre Dawkins.
	J21	at Boston College	W, 71-56	Travis McKie had a double-double (20p, 10r), and Ty Walker turned in 11 rebounds and 6 blocks, as Wake Forest never trailed in the road win.
	J25	FLORIDA STATE	7:00	Wake owns a 13-5 record against the Seminoles at the Joel and a 23-19 advantage overall but will look to snap a three-game slide in the series.
	J28	at Clemson	12:00	Wake Forest is 30-9 against the Tigers since the 1990-91 season and 98-53 in the series all-time. CU, however, has won 3-of-4 at Littlejohn.
	J31	NORTH CAROLINA	9:00	The Deacons have split their past four with UNC, but trail 153-65 in the all-time series. The Tar Heels have won 11-of-20 at the Joel.
	F4	at NC STATE	1:00	Wake has lost six straight in Raleigh since beating the Pack 55-53 on Mar. 6, 2005. The Deacs opened ACC play with a loss at NC State in 2010-11.
	F8	at Virginia	7:30	The Cavs and Deacs have split the past four in Charlottesville, but Wake has won six straight in the series - including its lone ACC win of 2010-11.
	F11	CLEMSON	4:00	Clemson and Wake will play twice in the season for the first time since 2008, as the Deacons look to improve an 18-1 home record vs. the Tigers.
	F15	GEORGIA TECH	7:30	Wake has won 2-of-3 at the Joel and holds a 36-35 all-time advantage in the series. The Deacons are 16-6 against the Yellow Jackets at home.
	F18	at Miami	1:00	The Deacons have won just once in five trips to Coral Gables, beating the Canes 68-63 on Feb. 15, 2005. Wake still leads the series 8-5 overall.
	F25	BOSTON COLLEGE	1:00	Wake and BC will play for the second time at the Joel, where the series is 2-2. The Deacs haven't lost a home game to the Eagles since Jan. 9, 2007.
	F28	DUKE	9:00	Wake Forest will meet Duke for the 237th time, the most all-time matchups between any two ACC schools. The series is locked 10-10 at the Joel.
	M3	at Georgia Tech	12:00	The Deacons will return to Atlanta looking to snap a seven-game losing streak. Wake's last road win at Georgia Tech came on Feb. 22, 2004.
	M8-11	ACC Tournament (Atlanta, Ga.)		Atlanta hosts the 2012 ACC Tournament for the sixth time in the event's history. All games will be played at Phillips Arena.



**DEMON DEACON BASKETBALL HISTORY**

Years of Basketball	105th
1st Season of Basketball	1906
All-Time Head Coaches	21
ACC Head Coaches	10
All-Time Record	1,443-1,103 (.567)
Winning Seasons	64
.500 Seasons	5
Losing Seasons	35
20+ Win Seasons	21
Record at Joel Coliseum	282-73 (.794)

**ACC GAMES ONLY**

Won-Loss Record	400-439 (.478)
Titles	4
Regular Season Titles	4
Winning Seasons	24
.500 Seasons	6
Losing Seasons	28
Record at Joel Coliseum	119-57 (.676)

**NCAA TOURNAMENT**

Tournament Appearances	22
Most Recent Appearance	2010
Consecutive Appearances	2
Won-Loss Record	28-22
NCAA Sweet 16s	10
NCAA Final Eight	7
Final Four Appearances	1
NCAA Championships	0

**POSTSEASON NIT**

Tournament Appearances	6
Last Appearance	2006 (1st round)
NIT Won-Loss Record	10-5
NIT Championships	1 (2000)

**NATIONAL RANKINGS**

Ranked in Final AP Top 10	3
Ranked in Final Coaches Top 10	4
Total Weeks in the AP Poll	271
Total Weeks in the AP Top 10	105

**ACC HONORS**

All-ACC Selections	77
ACC Player of the Year	10
ACC Rookie of the Year	3
ACC Coach of the Year	7
ACC All-Freshman Team	10
Academic All-ACC Selections	38
ACC Player of the Week	68
ACC Rookie of the Week	72
All-Tournament (1st Team)	29
All-Tournament (2nd Team)	22
ACC Tournament MVP	5

**NATIONAL HONORS**

All-Americans	19 times (14 players)
Consensus All-Americans	5
Academic 1st Team All-Americans	0
National Player of the Year	2
National Coach of the Year	1

**LAST TIME OUT**

Travis McKie posted a double-double of 20 points and 10 rebounds, and Ty Walker finished with 11 rebounds and six blocks to lead the Deacons to a 71-56 win at Boston College on Saturday afternoon at Conte Forum.

McKie finished 9-for-18 from the floor and added three blocks, as he fueled an early run that gave the Deacons the advantage in the first half. Wake Forest never trailed in the game, led by as many as 17 and staved off a second-half BC rally to post the road conference victory.

Behind the play of Walker, the Deacons dominated the paint. Wake out-rebounded BC, 42-37, and outscored the Eagles 40-24 in the paint. Carson Desrosiers was solid inside, pulling down eight boards with a block off the bench.

C.J. Harris scored 15 points to go along with five assists and three steals. Chase Fischer had 13 points off the bench, going 3-for-6 from 3-point range, while Tony Chennault dished out a game-high six assists with just one turnover.

The Deacons limited the Eagles to just 31.1 percent (19-of-61) shooting, including a 4-for-21 mark from 3-point range. BC, who came into the game leading the ACC with 7.5 three-pointers made per game, began the contest hitting just 1-for-13 from beyond the arc.

Holding an 18-13 lead, Wake Forest used a 13-5 run to increase its margin to 31-18 with just under three minutes to play in the first half.

Boston College scored six straight points to end the first half, pulling within 34-26 at the break. The Eagles then kept the momentum to start the second period, outscoring the Deacons 9-4 to pull within three at 38-35.

Leading 40-37 at the 12:52 mark of the second half, the Deacons reasserted control with a 12-3 run over the next four minutes. After BC pulled to within 62-52 at the 3:30 mark, Wake responded with seven straight points to seal the win.

**WHAT'S UP NEXT FOR THE DEACONS...**

- Following the Florida State game, Wake Forest will hit the road again for a game at Clemson on Saturday, Jan. 28, at noon. The Tigers are 10-9 overall and 2-3 in the ACC following a 64-62 win over Georgia Tech last Saturday. Clemson is idle during the mid-week, giving it a full week of preparation.
- Following the Clemson game, Wake Forest will host No. 7-ranked North Carolina on Tuesday, Jan. 31, at 9 p.m. The Tar Heels are 16-3 overall and 3-1 in the ACC entering Thursday's game against NC State.

**HARRIS' DOUBLE-FIGURE SCORING STREAK REACHES 18 GAMES**

- C.J. Harris has scored in double figures in 18 straight games, which is every game he has played in this season.
- Harris' current streak marks the longest for a Deacon since Jeff Teague scored in doubles in 35 straight games between the 2007-08 season (4 games) and the 2008-09 season (all 31 games).
- Harris' streak currently ranks second in the ACC, behind Virginia Tech's Erick Green (20).

**HARRIS APPROACHING 1,000-POINT PLATEAU**

- C.J. Harris is 54 points shy of 1,000 for his career. With his current scoring average (17.3), Harris is on pace to hit the milestone four games from now (Feb. 4 at NC State).
- For his career, Harris has scored 946 points in 81 games for an average of 11.7 points per game.
- Harris ranks 8th among active ACC players in career points.
- Harris is looking to become the 48th Deacon overall, and the first since Ishmael Smith and L.D. Williams in 2009-10, to reach 1,000 career points.

**WAKE FOREST LEADS ACC IN BLOCKS IN CONFERENCE GAMES**

- Wake Forest has been the ACC's top shot-blocking squad in conference play this season. The Deacons lead the league with 7.6 blocks per game through five ACC games.
- The Deacons are fourth in the ACC in all games with 5.2 blocks per game.
- Wake Forest has two of the top five shot blockers in ACC games. Ty Walker leads with 4.4 blocks per game, while Carson Desrosiers is fifth with 2.2 per game.
- Walker and Desrosiers have combined to block 33 shots through the team's first five league games.

**WALKER NOW RANKS SEVENTH ON CAREER BLOCKS LIST**

- After posting six blocks at Boston College, Ty Walker moved into seventh place on the school's career blocks list. Walker now has 121 career blocks.
- Walker is 19 blocks behind Antwan Scott (1999-2002) for sixth place on the list. He could then surpass Josh Howard (2000-03) for fifth, but Walker likely cannot crack the top four at this point in his senior season.
- While every other player in the top 10 played at least 107 games in their college career, Walker has amassed his total in just 60 career games. He has averaged 2.0 blocks per game for his career, which is second in school history behind only Tim Duncan's average of 3.8 per game.

**WAKE FOREST'S CAREER BLOCKED SHOTS LEADERS**

Rk.	Player	Years	Avg.	Games	BS
1.	Tim Duncan	1994-97	3.8	128	481
2.	Anthony Teachey	1981-84	1.7	121	203
3.	Larry Harrison	1976-79	1.7	109	188
4.	Guy Morgan	1979-82	1.6	113	182
5.	Josh Howard	2000-03	1.1	127	143
6.	Antwan Scott	1999-02	1.1	129	140
<b>7.</b>	<b>Ty Walker</b>	<b>2009-12</b>	<b>2.0</b>	<b>60</b>	<b>121</b>
8.	Kyle Visser	2004-07	0.9	127	116
9.	Chas McFarland	2007-10	1.1	107	114
10.	Rod Griffin	1975-78	1.1	107	113

**TY WALKER QUIETLY PRODUCING FOR THE DEACONS**

- Since returning from his University suspension that sidelined him for the first nine games of the year, Ty Walker has quietly produced in key areas for the Deacons.
- Walker's best work has come in ACC play, as he is averaging 6.0 points, 6.2 rebounds and an ACC-best 4.4 blocks.
- In 10 games overall this season, Walker is averaging 5.2 points, 5.8 rebounds and 2.9 blocks in 20.1 minutes per game while shooting 56.1 percent (23-of-41) from the field.
- Walker has started each of the past five games after coming off the bench in his first five games of the year.
- On Jan. 11 at Maryland, Walker flirted with a triple-double with eight points, nine rebounds and eight blocks.

**MCKIE FINDING HIS DOUBLE-DOUBLE GROOVE**

- Travis McKie posted seven double-doubles as a freshman in 2010-11, but he waited until the 15th game (Virginia Tech) of the 2011-12 season to post his first of the year.
- McKie has now been making up for lost time with three double-doubles in his past five games, including two straight.
- All three of McKie's double-doubles this season have come in ACC play, as he is averaging 15.0 points and 9.2 rebounds.
- McKie is tied for fifth among active ACC players with 10 career double-doubles.



**ON THIS DATE**

*The Deacons have compiled a record of 4-7 on the date of January 25 (since 1955). Wake Forest has won three of its past four games on the date since 1995. The Deacons' most recent game on the date also came against Florida State, as Wake Forest suffered a 75-70 loss in Tallahassee.*

**January 25, 1973**

Eddie Payne scored 25 points, and Tony Byers had 23 to lead Wake Forest to a 93-79 win over William & Mary in Winston-Salem. Pat Kelly added 12 points, and Mike Parrish had 11. The win was the second of the season for Wake Forest over William & Mary, after the Deacons picked up an 86-71 win in Williamsburg on Dec. 6. The January win, however, would be the Deacons' last for almost a month as Wake Forest proceeded to go on a seven-game losing streak.

**January 25, 1995**

Randolph Childress made two free throws with five seconds remaining to lift No. 16 Wake Forest to a 71-70 win at No. 15 Virginia. Trailing 57-49 with 10:15 left, the Deacons used a 15-3 run to surge ahead. Virginia erased a 69-64 deficit with six straight points in the final two minutes before Childress' free throws. Childress finished with 29 points, while Tim Duncan had 15 points and 14 rebounds before fouling out.

**January 25, 1997**

Tim Duncan (22 pts, 10 rebs) and Loren Woods (13 pts, 11 rebs) each posted double-doubles to lead No. 4 Wake Forest to a 61-58 win over visiting Florida State. The Seminoles had a chance to tie in the final seconds, but Lamarr Greer missed a jumper and Ricky Peral hit a free throw for the final margin. Duncan and Woods also combined for 11 blocks and eight assists.

**January 25, 2004**

Florida State sent Wake Forest to its fourth straight loss with a 75-70 upset of the No. 10-ranked Deacons in Tallahassee. Wake led for the entire second half until FSU scored the final six points of the game, all on free throws, in the last 45 seconds. Chris Paul led the Deacons with 17 points, and Eric Williams added 11.



**WAKE FOREST GETS TO 400 CONFERENCE VICTORIES**

• Wake Forest won its 400th Atlantic Coast Conference regular game last Saturday at Boston College. The Deacons are now 400-439 (.478) since the ACC started play in 1953-54.

**WAKE FOREST'S MILESTONE ACC VICTORIES**

#	Date	Opponent	H/A	Score
1	Dec. 5, 1953	Maryland	H	71-54
100	Jan. 6, 1965	North Carolina	H	107-85
200	Feb. 2, 1984	Georgia Tech	H	78-74 (ot)
300	Feb. 10, 1999	Clemson	H	79-69
400	Jan. 21, 2012	Boston College	A	71-56

**MISCELLANEOUS STREAKS & STATS**

- Tony Chennault has played 72 minutes over the past two games and has just two turnovers during the stretch.
- Wake Forest scored a season-high 40 points in the paint last Saturday at Boston College.
- Nikita Mescheriakov leads the team with a plus/minus of +36 for the season. The second-highest regular is Travis McKie at +0.
- Travis McKie has pulled down at least seven rebounds in eight of his past 10 games.
- Ty Walker has registered at least one block in each of his 10 games played this season. He has averaged 5.3 blocks over his past four games.
- Carson Desrosiers has registered multiple blocked shots in six of his past seven games. He has had at least one block in every game this season.
- Chase Fischer and Nikita Mescheriakov have each dished out at least one assist in all but two games this season.
- Chase Fischer has hit at least one 3-pointer in five straight games.
- C.J. Harris ranks second in the ACC with 6.5 free throw attempts per game. Travis McKie ranks fifth with 5.2 attempts per game.
- Wake Forest has attempted at least 20 free throws in all but seven games this season.

**HARRIS, CHENNAULT TWO OF ACC'S MOST IMPROVED SCORERS**

- C.J. Harris and Tony Chennault both rank in the top five in the ACC in scoring improvement from last season.
- Harris ranks third, averaging 17.3 points per game this year, which is up 7.0 points from his 10.3 average in 2010-11.
- Chennault ranks fifth at +6.1 (4.5 ppg to 10.6 ppg).

**DEACONS IN PROFESSIONAL BASKETBALL**

**DEACONS IN THE NBA & NBDL**

Player	Yrs. at Wake	Professional Team
Al-Farouq Aminu	2009-10	New Orleans Hornets
Tim Duncan	1994-97	San Antonio Spurs
Josh Howard	2000-03	Utah Jazz
James Johnson	2008-09	Toronto Raptors
Chris Paul	2004-05	Los Angeles Clippers
Jeff Teague	2008-09	Atlanta Hawks
L.D. Williams	2007-10	Springfield Armor (NBDL)

**DEACONS IN OTHER PROFESSIONAL LEAGUES**

Player	Yrs. at Wake	Professional Team
Taron Downey	2002-05	Carolina Cougars (ABA)
Justin Gray	2003-06	Fraport SKY (Germany)
Jamaal Levy	2002-05	Lanus (Argentina)
Chas McFarland	2007-10	Yokohama (Japan)
Darius Songaila	1999-02	Galatasaray (Turkey)
Kyle Visser	2004-07	NY Phantoms (Germany)
David Weaver	2006-10	Energa Czami (Poland)
Eric Williams	2003-06	BC Astana (Kazakhstan)

**DEACONS IN THE ACC STATISTICAL RANKINGS**

- C.J. Harris (17.3) and Travis McKie (17.2 ppg) rank third and fourth, respectively, in the ACC in scoring. Wake Forest and North Carolina are the only schools with multiple players in the top 10.
- Harris and McKie are tied for second in the ACC with eight 20-point performances apiece. Maryland's Terrell Stoglin leads the league with 13.
- Harris and McKie have been two of the league's best shooters. McKie is fourth in field goal percentage (50.0), and Harris is fifth (49.7).
- Harris and McKie have been two of the most utilized players in the league. McKie (34.7) ranks third in minutes played, while Harris (34.3) is fourth.
- Carson Desrosiers ranks third in the ACC and 28th nationally with 2.5 blocks per game.
- McKie ranks eighth in the ACC with 6.7 rebounds per game. In ACC games only, he is third with 9.2 rpg.
- In ACC games only, Ty Walker leads with 4.4 blocks per game, while Carson Desrosiers is fifth with 2.2 bpg.
- Tony Chennault entered the rankings this week, coming in at 10th in assists (2.9) and sixth in assist/turnover ratio (1.8) in conference games.

**DEACONS AT THE LINE**

- One of Wake Forest's strengths this season has been getting to the free throw line. The Deacons have attempted 436 free throws in 19 games for an average of 22.9 per game.
- C.J. Harris is second in the ACC with 6.5 free throw attempts per game. Travis McKie is fifth with 5.2 attempts per.
- Wake Forest is 311-for-436 for 71.3 percent at the line. The Deacons are fifth in the ACC in free throw percentage after ranking second in the league last season (74.6%).
- Wake Forest's opponents have attempted 361 free throws for an average of 19.0 attempts per game this season.
- The Deacons are averaging 16.4 made free throws per game, which is three more than their opponents (13.2).
- Wake Forest has attempted at least 20 free throws in 12 of its 19 games this season.
- Wake Forest's 46 attempts in its season opener against Loyola is the Deacons' most since finishing with 48 against Baylor in 2008-09. The Deacons also had 43 attempts on Dec. 21 vs. UNC Wilmington.

**C.J. HARRIS, TRAVIS MCKIE ENJOYING THEIR 20'S**

- C.J. Harris and Travis McKie have made 20-point scoring outputs a common occurrence this season, as each has eight such performances to his credit.
- Harris and McKie are tied for second in the ACC in 20-point games, trailing only Maryland's Terrell Stoglin (12).
- McKie is third among active ACC players with 13 20-point performances.
- Harris is the only Deacon to score in double figures in every game this season. His current 18-game double-figure scoring streak ranks second among ACC players, trailing only Virginia Tech's Erick Green (20).
- McKie's 20-point games this season include four games with a career-high 25 points.
- Harris entered the year with just two previous 20-point performances and now has 10 for his career. Three of the 10 games have come in ACC play.



**CAREER GAMES PLAYED/STARTED**

	GP	GS
Tony Chennault	34	19
Carson Desrosiers	50	36
Anthony Fields	16	0
Chase Fischer	19	1
Brooks Godwin	25	0
Daniel Green	17	0
C.J. Harris	81	71
Aaron Ingle	20	0
Ryan Keenan	20	0
Travis McKie	51	51
Nikita Mescheriakov	42	24
Ty Walker	61	14

**GAMES STARTED STREAKS**

	Career	
	Current	Long
Tony Chennault	19	19
Carson Desrosiers	0	33
Chase Fischer	0	1
C.J. Harris	50	50
Travis McKie	51	51
Nikita Mescheriakov	19	19
Ty Walker	5	5

**RECORDS VS. CONFERENCES**

Conference	All-Time	11-12
ACC	562-720	2-3
*ACC Atlantic Div.	280-281	1-2
*ACC Coastal Div.	282-439	1-1
Atlantic 10	90-66	0-2
Big East	28-41	0-1
Big South	63-8	2-0
Big 10	18-16	1-0
Big 12	13-4	1-0
Colonial Athletic Assoc.	54-15	1-0
Ivy League	15-5	1-0
MAAC	14-6	1-0
MEAC	17-0	1-0
Pac-12	10-12	0-1
Southern Conference	166-40	1-1
America East	2-0	--
Atlantic Sun	18-2	--
Big Sky	0-0	--
Big West	1-0	--
Conference USA	19-5	--
Great West	0-0	--
Horizon League	2-2	--
Independents	2-0	--
MAC	4-1	--
Metro Atlantic	13-6	--
Missouri Valley	4-3	--
Mountain West	7-2	--
Northeast	17-0	--
Ohio Valley	2-0	--
Patriot League	22-5	--
Southland	0-0	--
Summit	1-0	--
Sun Belt	1-0	--
SWAC	1-0	--
West Coast	8-3	--
WAC	4-1	--
SEC	76-58	--

\*ACC divisions are used for the sports of football and baseball only.

\*\*Records reflect games played against current members of each conference.



**ACC COACHES WEEKLY TELECONFERENCE**

The 12 ACC basketball coaches will be featured on a weekly teleconference each Monday from 10:30 a.m. to 12:30 p.m., beginning Jan. 2, 2012, and concluding March 5, 2012. Each coach will have 10 minutes to make an opening statement and answer questions. There will be an instant replay of the teleconference on the ACC's website, theACC.com, each Monday afternoon. Contact the ACC Media Relations Office (336-851-6062) to obtain the phone number.

COACH, SCHOOL	TIME
Steve Donahue, Boston College	10:30
Brad Brownell, Clemson	10:40
Mike Krzyzewski, Duke	10:50
Leonard Hamilton, Florida State	11:00
Brian Gregory, Georgia Tech	11:10
Mark Turgeon, Maryland	11:20
Jim Larranaga, Miami	11:30
Roy Williams, North Carolina	11:40
Mark Gottfried, NC State	11:50
Tony Bennett, Virginia	12:00
Seth Greenberg, Virginia Tech	12:10
Jeff Bzdelik, Wake Forest	12:20

**THE JEFF BZDELIK SHOW**

Every Thursday (team schedule permitting) from 7-8 p.m., Wake Forest head coach Jeff Bzdelik and the Voice of the Deacons, Stan Cotten, host The Jeff Bzdelik Show on the Wake Forest Sports Network From IMG College. The one hour-long call-in show originates from the IMG College Studios in Winston-Salem. The show airs locally on 98.1 WBRF and FM Talk 101.1 and on the Internet at WakeForestSports.com.

**WAKEFORESTSPO RTS.COM**

Complete information about Wake Forest basketball, including news releases and coach/player biographies, is available online at WakeForestSports.com, which is the official homepage of Wake Forest Athletics. Wake Forest fans can also access live radio broadcasts and live statistics on the website. QR codes, which are linked to specific WakeForestSports.com pages, are located through the game notes package for those readers with smart phones.

**WAKE FOREST CRASHES BOARDS VS. VIRGINIA TECH**

- Wake Forest enjoyed its largest rebounding margin of the season in its 58-55 win over Virginia Tech on Jan. 7. The Deacons outrebounded the Hokies, 42-31, and grabbed a season-high 13 offensive rebounds.
- The Deacons entered the game with a -4.6 rebounding margin, having never outrebounded an opponent by more than two this season.

**HARRIS MISSES WOFFORD GAME WITH GROIN INJURY**

- C.J. Harris missed his first career game on Jan. 2 against Wofford, sitting out after suffering a groin injury late in the game against Yale on Dec. 29.
- The injury snapped Harris' streak of 76 straight games played. Harris has still started each of the past 50 games he has been healthy.

**CHASE FISCHER NAMED ACC ROOKIE OF THE WEEK**

Chase Fischer was named the ACC Rookie of the Week on Nov. 21 after averaging 11.5 points, 4.0 assists and 2.5 steals while shooting 57.1 percent from the field in the Deacons' two games that week.

For Wake Forest, Fischer's award marked the Deacons' 19th ACC Rookie of the Week honor in the past five seasons. That total, which includes three awards for Travis McKie in 2010-11, easily out-distances Duke who is second during that time frame with 13 rookie awards.

**LARUE ADVANCES IN SHOTS FROM THE HEART CONTEST**

Rusty LaRue has advanced to the Sweet 16 of the assistant coaches' bracket of ColleagueInsider.com's "Shots From the Heart", a free throw shooting tournament designed to benefit the Skip Prosser Foundation and raise awareness for the growing problem of heart disease.

LaRue made all 25 of his free throw attempts in December to squeak past Houston Baptist's Jud Kinne, who made 24 of 25. LaRue has not missed a free throw in the first two rounds and actually made 48 in a row in December.

LaRue, who advanced to the Sweet 16 of last year's competition as well, takes on Valparaiso's Roger Powell for a chance to earn a spot in the quarterfinals.

Each coach shoots 25 free throws on their own. The first 20 shots earn a single point, shots 21-24 earn two points, and the final shot earns three points.

The coach with the highest number of points in the matchup advances to the next round. The tournament will feature one round per month leading up to the 2012 Final Four.

**ROAD WARRIORS IN NON-CONFERENCE PLAY**

The Deacons have proved their mettle over the past several years with non-conference wins in hostile environments--no matter the size or location of the school.

Since 2001-02, Wake Forest has played 16 games in the home venues of non-BCS conference schools, going 14-2 in those games. The Deacons' most recent win during that stretch is their Dec. 7 win at Big South member High Point.

Wake Forest has not been shy about hitting the non-conference road in-state with games at ECU in 2008-09, at UNCW and UNCG in 2009-10 and at High Point this season.

In 2009-10, the Deacons made the 5,000-mile roundtrip journey to Spokane and handed Gonzaga only its fourth loss ever at The Kennel.

In 2008-09, the Deacons faced an equally-tough task of playing BYU at the 23,000-seat Marriott Center in Provo. Wake Forest came away with a gritty 94-87 victory, snapping the Cougar's 53-game homecourt winning streak.

**WAKE FOREST COMPLETES "JUDGMENT DAY" DURING OFFSEASON**

Wake Forest completed The Program's "Judgment Day," during offseason workouts in September.

Judgment Day is a grueling two-day leadership training course led by a former U.S. Marine and a former Navy SEAL.

Day 1 was spent on the field at the Wake Forest Baseball Park, where the Deacons were put through various exercises to build leadership and cohesion within the team.

Day 2 began at 5 a.m. and was spent in and around the pool inside of Reynolds Gymnasium.

The Deacons were led through the workouts by CEO and founder Eric Kapitulik, who is a former Major in the U.S. Marine Corp, as well as former Navy SEAL Coleman Ruiz.

Kapitulik founded The Program in 2008 with the mission of providing organizations with the best leadership and team building development in the country.

**WAKE FOREST'S 2012 RECRUITING CLASS**

• Scout.com ranks Wake Forest's six-man recruiting class as the 13th-best in the nation, while ESPN ranks it 15th.

• **Tyler Cavanaugh** is a 6-8 forward out of Jamesville-Dewitt High School in Dewitt, N.Y. Cavanaugh has helped the Red Rams to state championships in each of the past two seasons, posting double-doubles in each of the title games. ESPN ranks Cavanaugh as the No. 31 prospect in the East Region.

• **Codi Miller-McIntyre** is a 6-2 combo guard who plays on the post-graduate team at Hargrave Military Academy in Chatham, Va. Miller-McIntyre is a native of Concord and played at First Assembly Christian School before transferring to Hargrave, where he is a teammate with fellow signee Andre Washington. Miller-McIntyre is a consensus four-star recruit who is regarded as one of the top point guards in the country.

• **Arnaud Adala Moto** is a 6-6 forward out of Episcopal High School in Alexandria, Va. Moto has ties to the Wake Forest basketball program, as he is coached at Episcopal by former Deacon Jim Fitzpatrick (1999-2000). A native of Cameroon who moved stateside when he was 15, Moto was named All-Met after leading Episcopal to a 25-3 record last season. Another consensus four-star recruit, Moto is regarded as one of the top small forwards in the country. His first name is pronounced "ar-NO ah-DAH-luh".

• **Aaron Rountree** is a 6-8 forward out of Greenfield School in Wilson, N.C. Rountree is a versatile player who serves as the point guard for Greenfield despite his 6-8 frame. He was named to the NCISAA 1-A all-state team and was the 1-A Coastal Plains Independents Conference Player of the Year for Greenfield in 2010-11. Rountree played three seasons at Beddingfield High in Wilson before transferring to Greenfield and re-classifying to the class of 2012. Scout ranks him as the No. 18 small forward in this year's class.

• **Devin Thomas** is a 6-9 forward out of Central Dauphin High School in Harrisburg, Pa. Thomas was a first team all-state selection last season after averaging 21.4 points and 12.2 rebounds in leading Central Dauphin to a 20-7 record. He is the brother of Maryland's Alyssa Thomas, who was named the 2010-11 ACC Women's Basketball Freshman of the Year. He is regarded as one of the top 30 recruits in the East Region.

• **Andre Washington** is a 7-0 center who plays on the post-graduate team at Hargrave Military Academy. Washington is a native of Rocky Mount, Va., and played at Roanoke Catholic before transferring to Hargrave. At Roanoke Catholic, Washington played under Bill Hodges, who coached Larry Bird and Indiana State to the NCAA title game in 1979. After transferring and re-classifying to the class of 2012, Washington averaged 14.1 points and 9.7 rebounds for RCHS in 2010-11. He is regarded as one of the top 25 centers in the class of 2012 by ESPN.

## WAKE FOREST-FLORIDA STATE SERIES HISTORY

### WAKE FOREST-FLORIDA STATE SERIES HISTORY

- Wake Forest leads the all-time series with Florida State, 23-19. However, the Seminoles have won three straight in the series, including twice last season.
- FSU swept the season series in 2010-11, earning an 85-61 win in Tallahassee and an 84-66 victory in Winston-Salem.
- The Deacs are 14-5 all-time against the Noles at the Joel Coliseum. Wake has won seven of the last nine meetings at the venue since the 2000-01 season.
- Wake Forest has suffered losses in five of its past six trips to Tallahassee. The Deacons are 6-12 all-time at the Tucker Center.
- Wake Forest leads the all-time series, 22-18, since Florida State joined the ACC. The Seminoles won the first four ACC meetings with the Deacons in 1991-92 and 1993-94.
- The Wake Forest-Florida State series dates back to the 1958-59 season when the Deacs downed the Noles, 73-64, on Dec. 11 in Winston-Salem.
- The Deacons are 3-1 against the Seminoles in ACC Tournament action (1997 - W; 2003 - W; 2006 - W; 2008 - L).
- Wake Forest won seven straight meetings overall from 2001-03.
- The Deacons won in their only meeting with the Seminoles during the 2008-09 season, picking up an 86-63 victory on Valentine's Day in Winston-Salem.
- The Deacons swept two regular season meetings with the Seminoles in 2007-08, but FSU defeated Wake in the first round of the ACC Tournament in Charlotte that season.
- The teams split their season series in 2004, 2005 and 2006 before Wake Forest swept the season series in 2008. The teams met just once in 2007, 2009 and 2010.

### WAKE FOREST AT FLORIDA STATE - FEB. 1, 2011

Gary Clark connected on 4-of-6 attempts from 3-point range and scored 16 points, but Wake Forest fell at Florida State, 85-61, on Feb. 1, 2011, at the Tucker Center.

Clark's 16 points were a game-high, and he also had four rebounds and dished out an assist.

Tony Chennault turned in one of his best performances of the season with 10 points, three assists and three rebounds in 20 minutes off the bench. It was his most extensive action since returning from a foot injury that sidelined him for 17 games in 2010-11.

Ty Walker had a solid defensive effort off the bench as well with six blocks, four rebounds and two steals.

After Wake Forest tied the game at 14 on Clark's 3-pointer with 9:40 left in the first half, Florida State used a 12-0 run over the next three minutes to take control of the game.

The Seminoles led by 12 (31-19) at halftime and did not let their advantage slip below double digits in the second half.

Florida State had a 17-5 advantage on the offensive boards that translated to a 21-3 difference in second-chance points.

Wake Forest out-shot FSU on the night. The Deacons shot 42.6 percent (23-of-54) from the field, while the Seminoles shot 41.7 percent (30-of-72).

The Deacons, however, had an off night at the charity stripe, going just 6-for-14 for 42.9 percent. The Seminoles connected on 15-of-25 free throws for 60 percent.

FSU's defense, one of the top-ranked units in the nation, forced 24 Wake Forest turnovers. The Seminoles scored 27 points off the Deacon miscues.

### WAKE FOREST VS. FLORIDA STATE - FEB. 19, 2011

Florida State rallied from a two-point halftime deficit to sweep past Wake Forest 85-66 on Saturday, Feb. 19, 2011, at the Lawrence Joel Coliseum.

The loss overshadowed a strong performance by Travis McKie who turned in game-high totals of 20 points and eight rebounds.

J.T. Terrell, Tony Chennault and Ari Stewart each contributed 12 points. Terrell dished out three assists to lead Wake Forest, while Stewart pulled down five boards off the bench.

The Seminoles' defense proved to be a problem for Wake Forest, especially in the second half, as they held the Deacons to 32.8 percent shooting (19-of-58) while shooting 44.8 percent (26-of-58) themselves, including 53.1 percent in the second half (17-of-32).

The Seminoles utilized their size advantage inside, holding a 41-37 advantage on the boards and outscoring the Deacons 38-22 in the paint.

The two sides played a hotly-contested first half with the Deacons taking a 33-31 lead into the halftime break. Wake Forest led by as many as eight (14-6) in the first half.

However, FSU proved to be too much in the second half, starting the period on a 17-6 run and never looking back.

It marked the first time this season that Wake Forest had lost after holding a halftime lead. It also marked the Deacons' first halftime lead since the High Point game on Jan. 5.

### WAKE FOREST VS. THE STATE OF FLORIDA

• Wake Forest is 47-33 all-time against Division I schools based in the state of Florida. The Deacons are a combined 31-24 against ACC foes Florida State and Miami.

• Wake Forest is 16-9 against non-conference schools from the state.

• Wake is 1-0 vs. Bethune-Cookman, 5-6 vs. the University of Florida, 23-19 vs. Florida State, 5-0 vs. Jacksonville, 8-5 vs. Miami, 2-2 vs. South Florida and 3-1 vs. Stetson.



### SERIES HISTORY

<b>Overall:</b> Wake Forest leads 23-19
<b>Series Started:</b> 1958-59 season
<b>At Wake Forest:</b> 14-5
<b>At Joel Coliseum:</b> 13-5
<b>At Florida State:</b> 6-12
<b>At Tucker Center:</b> 6-12
<b>At Neutral Site:</b> 3-2
<b>At ACC Tournament:</b> 3-1
<b>ACC Regular Season:</b> 19-17
<b>Jeff Bzdelik vs. FSU:</b> 0-2
<b>Leonard Hamilton vs. Wake:</b> 9-9

### RECENT SERIES RESULTS

Date	Site	W/L	Score
2.19.11	H	L	66-84
2.1.11	A	L	61-85
3.3.10	A	L	47-51
2.14.09	H	W	86-63
3.13.08	ACCT	L	60-70
2.14.08	A	W	78-70
1.20.08	H	W	74-57
1.27.07	A	L	66-74
3.9.06	ACCT	W	78-66
1.24.06	H	L	68-75
2.12.05	H	W	87-48
1.18.05	A	L	83-91 OT
2.25.04	H	W	90-87 OT
1.25.04	A	L	70-75

### WAKE VS. THE ACC

Opponent	GP	W	L
Boston College	13	4	9
Clemson	151	98	53
Duke	236	77	159
Florida State	42	23	19
Georgia Tech	71	36	35
Maryland	121	56	65
Miami	13	8	5
North Carolina	218	65	153
NC State	234	99	135
Virginia	128	69	59
Virginia Tech	55	27	28
<b>Totals</b>	<b>1,282</b>	<b>562</b>	<b>720</b>

### STATISTICAL COMPARISON

	Wake	FSU
Overall Record	11-8	13-6
Conference Record	2-3	4-1
Scoring Offense	68.1	72.2
Scoring Defense	69.7	62.5
Scoring Margin	-1.7	+9.7
FG Percentage	.438	.454
3-pt FG Percentage	.333	.327
FT Percentage	.713	.713
FG Percentage Defense	.427	.369
3-Pointers Per Game	5.4	5.8
Rebounding Offense	32.8	39.4
Rebound Margin	-3.9	+4.9
Assists Per Game	11.8	12.2
Turnovers Per Game	12.9	17.4
Turnover Margin	+0.3	-1.2
Assist/Turnover Ratio	0.9	0.7
Steals pg	5.6	8.7
Blocked Shots pg	5.2	6.5

### INDIVIDUAL CAREER STATS VS. FLORIDA STATE

Player	G	GS	MP	MPG	FG	FGA	PCT	3PT	3PA	PCT	FT	FTA	PCT	O-D-REB	AVG	PF-DQ	AS	TO	BS	ST	PTS	AVG
Chennault	2	0	39	19.5	8	20	.400	2	5	.400	4	8	.500	2-5-7	3.5	6-0	4	3	0	0	22	11.0
Desrosiers	2	2	44	22.0	2	6	.333	0	3	.000	0	2	.000	1-4-5	2.5	6-0	2	2	5	1	4	2.0
Harris	3	2	85	28.3	5	15	.333	2	7	.286	12	14	.857	1-6-7	2.3	8-0	7	10	0	4	24	8.0
McKie	2	2	67	33.5	9	19	.474	0	4	.000	8	12	.667	5-9-14	7.0	5-0	1	4	2	2	26	13.0
Mescheriakov	2	0	12	6.0	0	2	.000	0	0	.000	2	2	1.000	1-0-1	0.5	6-0	0	2	1	1	2	1.0
Walker	3	0	39	13.0	2	8	.250	0	0	.000	1	1	1.000	3-6-9	3.0	4-0	1	3	8	2	5	1.7



**WAKE AMONG ACC TEAM LEADERS**

(As of Jan. 23)

CATEGORY	STAT	RANK
<b>Scoring Offense</b>	68.1	7th
<i>ACC Games Only</i>	61.2	t-8th
<b>Scoring Defense</b>	69.7	12th
<i>ACC Games Only</i>	69.6	12th
<b>Scoring Margin</b>	-1.7	11th
<i>ACC Games Only</i>	-8.4	11th
<b>Field Goal Pct.</b>	.438	8th
<i>ACC Games Only</i>	.400	t-10th
<b>3-Point Pct.</b>	.333	8th
<i>ACC Games Only</i>	.262	9th
<b>3-Point FGs Made</b>	5.4/gm	8th
<i>ACC Games Only</i>	4.4/gm	10th
<b>Free Throw Pct.</b>	.713	5th
<i>ACC Games Only</i>	.719	5th
<b>FG Pct Defense</b>	.427	10th
<i>ACC Games Only</i>	.410	4th
<b>3-Point Pct Defense</b>	.327	7th
<i>ACC Games Only</i>	.324	9th
<b>Rebounding Offense</b>	32.8	11th
<i>ACC Games Only</i>	37.0	2nd
<b>Rebounding Defense</b>	36.8	11th
<i>ACC Games Only</i>	39.0	12th
<b>Rebounding Margin</b>	-3.9	11th
<i>ACC Games Only</i>	-2.0	10th
<b>Offensive Rebounds</b>	8.6	11th
<i>ACC Games Only</i>	10.4	t-8th
<b>Defensive Rebounds</b>	24.2	7th
<i>ACC Games Only</i>	26.6	2nd
<b>Offensive Reb. Pct.</b>	.262	11th
<i>ACC Games Only</i>	.287	9th
<b>Defensive Reb. Pct.</b>	.660	11th
<i>ACC Games Only</i>	.668	8th
<b>Blocked Shots</b>	5.2	4th
<i>ACC Games Only</i>	7.6	1st
<b>Assists</b>	11.8	9th
<i>ACC Games Only</i>	10.6	9th
<b>Steals</b>	5.6	9th
<i>ACC Games Only</i>	4.0	11th
<b>Turnover Margin</b>	+0.3	6th
<i>ACC Games Only</i>	-3.4	11th
<b>Assist/Turnover Ratio</b>	0.9	8th
<i>ACC Games Only</i>	0.8	9th

**UPCOMING ACC SCHEDULE**

<b>Wednesday, January 25</b>	
Florida State at Wake Forest	7:00
Brigham Young at Virginia Tech	7:00
Duke at Maryland	9:00
<b>Thursday, January 26</b>	
NC State at North Carolina	7:00
Boston College at Virginia	9:00
<b>Saturday, January 28</b>	
St. John's at Duke	Noon
Wake Forest at Clemson	Noon
Virginia Tech at Maryland	2:30
Virginia at NC State	8:00
<b>Sunday, January 29</b>	
Miami at Boston College	1:00
Georgia Tech at North Carolina	6:00
<b>Tuesday, January 31</b>	
Clemson at Virginia	7:00
North Carolina at Wake Forest	9:00

**ACC STANDINGS**

(As of Jan. 23)

TEAM	CONFERENCE	OVERALL
Duke	4-1 .800	16-3 .842
NC State	4-1 .800	15-5 .750
Florida State	4-1 .800	13-6 .684
North Carolina	3-1 .750	16-3 .842
Virginia	2-2 .500	15-3 .833
Maryland	2-2 .500	12-6 .667
Wake Forest	2-3 .400	11-8 .579
Clemson	2-3 .400	10-9 .526
Boston College	2-3 .400	7-12 .368
Miami	1-3 .250	10-7 .588
Virginia Tech	1-4 .200	12-7 .632
Georgia Tech	1-4 .200	8-11 .421

**WAKE FOREST AMONG ACC INDIVIDUAL LEADERS**

(As of Jan. 23)

**TRAVIS MCKIE**

<b>Minutes Played</b>	34.7	3rd
<i>ACC Games Only</i>	34.6	3rd
<b>Field Goal Percentage</b>	.500 (117-234)	4th
<i>ACC Games Only</i>	.476 (30-63)	6th
<b>Scoring</b>	17.2	4th
<i>ACC Games Only</i>	15.0	t-10th
<b>Rebounding</b>	6.7	t-8th
<i>ACC Games Only</i>	9.2	t-3rd
<b>Defensive Rebounds</b>	4.4	NR
<i>ACC Games Only</i>	5.8	3rd
<b>Offensive Rebounds</b>	2.3	NR
<i>ACC Games Only</i>	3.4	4th

**C.J. HARRIS**

<b>Scoring</b>	17.3	3rd
<i>ACC Games Only</i>	13.6	t-12th
<b>Minutes Played</b>	34.3	4th
<i>ACC Games Only</i>	34.0	7th
<b>Field Goal Percentage</b>	.497 (94-189)	5th
<i>ACC Games Only</i>	.392 (20-51)	NR
<b>Free Throw Percentage</b>	.803 (94-117)	9th
<i>ACC Games Only</i>	.885 (23-26)	4th

**TY WALKER**

<b>Blocked Shots</b>	2.9	NR
<i>ACC Games Only</i>	4.4	1st
<b>Rebounding</b>	5.8	NR
<i>ACC Games Only</i>	6.2	t-12th

**TONY CHENNAULT**

<b>Assists</b>	2.9	10th
<i>ACC Games Only</i>	3.2	10th
<b>Assist/Turnover Ratio</b>	1.5	NR
<i>ACC Games Only</i>	1.8	6th

**CARSON DESROSIERS**

<b>Blocked Shots</b>	2.5	3rd
<i>ACC Games Only</i>	2.2	5th
<b>Rebounding</b>	5.0	25th
<i>ACC Games Only</i>	3.2	NR

**CHASE FISCHER**

<b>3-Point Field Goals</b>	1.5	NR
<i>ACC Games Only</i>	1.6	t-10th

**WAKE FOREST QUICK FACTS**

**GENERAL INFORMATION**

<b>Name of School</b>	Wake Forest University
<b>City (Zip)</b>	Winston-Salem, N.C. (27109)
<b>Founded</b>	1834 in Wake Forest, N.C.
<b>Enrollment</b>	4,657 (undergraduate)
<b>Nickname</b>	Demon Deacons
<b>School Colors</b>	Old Gold & Black
<b>Fight Song</b>	"O Here's To Wake Forest"
<b>Arena</b>	Lawrence Joel Veterans Memorial Coliseum
<b>Capacity / Opened</b>	14,665 / 1989-90
<b>Conference</b>	Atlantic Coast Conference
<b>President</b>	Dr. Nathan O. Hatch
<b>Faculty Athletic Representative</b>	Dr. Richard Carmichael
<b>Athletics Director</b>	Ron Wellman
<b>Athletic Department Phone</b>	(336) 758-5616
<b>Ticket Office Phone</b>	(888) 758-DEAC
<b>Press Row Phone</b>	(336) 727-2945

**BASKETBALL STAFF**

<b>Head Coach</b>	Jeff Bzdelik
<b>Associate Head Coach</b>	Jeff Battle
<b>Assistant Coach</b>	Rusty LaRue
<b>Assistant Coach</b>	Walt Corbean
<b>Director of Basketball Operations</b>	Jeff Nix
<b>Director of Athletic Performance</b>	Greg Brittenham
<b>Team Videographer</b>	Mike Lepore
<b>Assistant Coordinator of Operations</b>	Dan Ficke
<b>Athletic Trainer</b>	Greg Collins
<b>Equipment Manager</b>	Craig Zakrzewski

**MEDIA RELATIONS**

<b>Associate Director (MBK Contact)</b>	Scott Wortman
<b>Wortman's Office Phone</b>	(336) 758-6099
<b>Wortman's Cell Phone</b>	(419) 203-4229
<b>Wortman's Email</b>	wortmasm@wfu.edu
<b>Secondary MBK Contact</b>	Brendan Bergen
<b>Bergen's Office Phone</b>	(336) 758-5842
<b>Bergen's Cell Phone</b>	(513) 320-4876
<b>Bergen's Email</b>	bergenba@wfu.edu
<b>Administrative Coordinator (Credentials)</b>	Emily Richey
<b>Richey's Email</b>	richeyem@wfu.edu
<b>Associate AD/Media Relations</b>	Steve Shutt
<b>Shutt's Cell Phone</b>	(336) 970-7512
<b>Shutt's Email</b>	shuttsj@wfu.edu
<b>Assistant Director (WBK Contact)</b>	Gary Petit
<b>Assistant Director</b>	Steven Wright
<b>Assistant</b>	Alex Botoman
<b>Media Relations Office Phone</b>	(336) 758-5640
<b>Media Relations Office Fax</b>	(336) 758-5140
<b>Mailing Address</b>	PO Box 7426, Winston-Salem, NC 27109
<b>Shipping Address</b>	1834 Wake Forest Rd, 310 Miller Center Winston-Salem, NC 27106
<b>Athletics Website</b>	www.WakeForestSports.com

**RADIO INFORMATION**

<b>Network</b>	Wake Forest Sports Network from IMG College
<b>Flagship Station</b>	WBRF-FM 98.1 (Galax, VA; Triad)
<b>FM Partner</b>	FM Talk 101.1 WZTK (Triad; Triangle)
<b>Play-By-Play Announcer</b>	Stan Cotten
<b>Cotten's Office Phone</b>	(336) 758-4515
<b>Cotten's Email</b>	Stan.Cotten@imgworld.com
<b>Color Analyst</b>	Mark Freidinger
<b>Freidinger's Email</b>	mfreidinger@triad.rr.com
<b>Studio Host</b>	Geoff Arnold

WAKE FOREST'S RECORD WHEN...

TONY CHENNAULT

	2011-12	CAREER
Starts the game	11-8	11-8
Leads team in scoring	1-0	1-0
Leads team in rebounding	0-1	0-1
Leads team in assists	6-4	6-9
Scores in double figures	6-4	6-6
Scores 20+ points	1-0	1-0
Has double-digit rebounds	0-0	0-0
Has 5+ assists	4-0	4-0
Has 3+ blocks	0-0	0-0
Makes 3+ three-point FGs	1-0	1-0
Plays 30+ minutes	7-5	7-5

CARSON DESROSIERS

	2011-12	CAREER
Starts the game	9-5	13-23
Leads team in scoring	1-0	1-0
Leads team in rebounding	4-0	4-1
Leads team in assists	0-0	0-1
Scores in double figures	2-0	2-2
Scores 20+ points	0-0	0-0
Has double-digit rebounds	4-0	4-0
Records a double-double	2-0	2-0
Has 5+ assists	0-0	0-0
Has 3+ blocks	4-2	5-8
Makes 3+ three-point FGs	0-0	0-0
Plays 30+ minutes	4-0	4-4

ANTHONY FIELDS

	2011-12	CAREER
Starts the game	0-0	0-0
Leads team in scoring	0-0	0-0
Leads team in rebounding	0-0	0-0
Leads team in assists	2-2	2-2
Scores in double figures	0-0	0-0
Scores 20+ points	0-0	0-0
Has double-digit rebounds	0-0	0-0
Has 5+ assists	0-0	0-0
Has 3+ blocks	0-0	0-0
Makes 3+ three-point FGs	0-0	0-0
Plays 30+ minutes	0-0	0-0

CHASE FISCHER

	2011-12	CAREER
Starts the game	0-1	0-1
Leads team in scoring	1-0	1-0
Leads team in rebounding	0-0	0-0
Leads team in assists	0-1	0-1
Scores in double figures	6-0	6-0
Scores 20+ points	0-0	0-0
Has double-digit rebounds	0-0	0-0
Has 5+ assists	1-0	1-0
Has 3+ blocks	0-0	0-0
Makes 3+ three-point FGs	3-1	3-1
Plays 30+ minutes	4-1	4-1

DANIEL GREEN

	2011-12	CAREER
Starts the game	0-0	0-0
Leads team in scoring	0-0	0-0
Leads team in rebounding	0-0	0-0
Leads team in assists	0-0	0-0
Scores in double figures	0-0	0-0
Scores 20+ points	0-0	0-0
Has double-digit rebounds	0-0	0-0
Has 5+ assists	0-0	0-0
Has 3+ blocks	0-0	0-0
Makes 3+ three-point FGs	0-0	0-0
Plays 30+ minutes	0-0	0-0

C.J. HARRIS

	2011-12	CAREER
Starts the game	11-7	33-38
Leads team in scoring	7-3	11-8
Leads team in rebounding	0-2	0-3
Leads team in assists	4-3	13-17
Scores in double figures	11-7	30-25
Scores 20+ points	7-1	8-2
Has double-digit rebounds	0-0	0-0
Has 5+ assists	3-0	6-5
Has 3+ blocks	0-0	0-0
Makes 3+ three-point FGs	4-0	6-1
Plays 30+ minutes	10-7	26-34

TRAVIS MCKIE

	2011-12	CAREER
Starts the game	11-8	19-32
Leads team in scoring	4-5	9-14
Leads team in rebounding	4-4	10-21
Leads team in assists	0-1	1-1
Scores in double figures	11-6	18-23
Scores 20+ points	4-4	6-7
Has double-digit rebounds	2-1	7-5
Records a double-double	2-1	7-3
Has 5+ assists	0-0	0-0
Has 3+ blocks	1-0	1-1
Makes 3+ three-point FGs	1-1	1-2
Plays 30+ minutes	11-7	16-25

NIKITA MESCHERIAKOV

	2011-12	CAREER
Starts the game	11-8	12-12
Leads team in scoring	0-0	0-1
Leads team in rebounding	1-0	1-0
Leads team in assists	1-1	1-1
Scores in double figures	4-1	4-3
Scores 20+ points	0-0	0-0
Has double-digit rebounds	1-0	1-0
Has 5+ assists	0-0	0-0
Has 3+ blocks	0-0	0-0
Makes 3+ three-point FGs	2-0	2-0
Plays 30+ minutes	4-1	4-1

TY WALKER

	2011-12	CAREER
Starts the game	2-3	6-8
Leads team in scoring	0-0	0-0
Leads team in rebounding	2-3	3-5
Leads team in assists	0-1	0-1
Scores in double figures	1-0	3-0
Scores 20+ points	0-0	0-0
Has double-digit rebounds	1-1	1-1
Has 5+ assists	0-0	0-0
Has 3+ blocks	1-4	7-9
Makes 3+ three-point FGs	0-0	0-0
Plays 30+ minutes	0-1	0-3



WAKE'S RECORD WHEN...

	2011-12	Bzdelik Era
Overall	11-8	19-32
ACC	2-3	3-18
At home	7-3	14-15
On road	3-3	4-14
At neutral sites	1-2	1-3
After a win	5-5	7-11
After a loss	5-3	11-20
In overtime	0-0	0-0
Vs. ranked opponents	0-1	0-3
Decided by 3 pts or less	3-0	5-2
Decided by 4-5 points	1-2	2-2
Decided by 6-10 points	4-2	5-6
Decided by 11-20 points	3-2	6-11
Decided by 20+ points	0-2	1-11
Scoring first	6-2	12-10
Leading at half	8-0	14-1
Tied at half	1-1	1-2
Trailing at half	2-7	4-29
Lead with 10:00 remaining	10-1	17-2
Trail with 10:00 remaining	1-7	2-30
Lead with 5:00 remaining	11-1	18-1
Trail with 5:00 remaining	0-7	1-31
Wake shoots 50% or better	2-0	6-2
Wake shoots less than 50%	9-8	13-30
Wake out-shoots opponent	8-2	15-6
Opp. shoots 50% or better	0-2	1-13
Opp. shoots less than 50%	11-6	18-19
Wake out-rebounds opp.	4-0	8-3
Opp. out-rebounds Wake	7-6	11-27
Rebounds are tied	0-2	0-2
Wake shoots 70%+ at FT line	7-4	13-20
Wake has more FT attempts	9-4	15-13
Opp. has more FT attempts	2-4	3-17
FT attempts are tied	0-0	1-2
Wake shoots 40%+ 3-pt range	5-2	10-12
Wake wins turnover battle	7-2	10-8
Opp. wins turnover battle	4-6	9-24
Wake scores 100+ points	0-0	0-0
Wake scores 90-99 points	1-0	1-0
Wake scores 80-89 points	3-0	5-0
Wake scores 70-79 points	4-2	8-8
Wake scores 60-69 points	1-2	3-14
Wake scores 50-59 points	2-3	2-7
Wake scores less than 50 pts	0-1	0-3
Opp. scores 100+ points	0-0	0-0
Opp. scores 90-99 points	0-1	0-5
Opp. scores 80-89 points	1-2	1-14
Opp. scores 70-79 points	4-3	7-9
Opp. scores 60-69 points	2-1	5-3
Opp. scores 50-59 points	4-1	6-1
Opp. scores less than 50 pts	0-0	0-0
On Mondays	0-1	1-2
On Tuesdays	0-0	2-5
On Wednesdays	4-1	6-5
On Thursdays	1-2	1-4
On Fridays	1-1	1-2
On Saturdays	2-3	5-10
On Sundays	3-0	3-4
In November	5-2	9-5
In December	4-2	6-6
In January	2-4	4-10
In February	0-0	0-8
In March	0-0	0-3
Wearing white uniforms	8-4	15-15
Wearing black uniforms	3-3	3-14
Wearing gold uniforms	0-1	1-3
On ACC Network	2-1	3-11
On CBS College Sports	0-0	0-1
On ESPN	0-1	0-2
On ESPN2	0-2	0-3
On ESPN3	5-2	5-2
On ESPNU	1-0	4-1
On Fox Sports Net	1-2	1-5
On MASN	0-0	0-1
Untelevised Games	2-0	6-6

**THE LAST TIME...**

**A PLAYER SCORED 30 OR MORE POINTS:**

*Wake Forest:* J.T. Terrell (32), vs. Iowa, Nov. 30, 2010  
*Opponent:* Adam Smith (32), vs. UNC Wilmington, Dec. 21, 2011

**A PLAYER SCORED 35 OR MORE POINTS:**

*Wake Forest:* Justin Gray (38), at Maryland, Jan. 15, 2006  
*Opponent:* Nick Barbour (35), at High Point, Dec. 7, 2011

**A PLAYER SCORED 40 OR MORE POINTS:**

*Wake Forest:* Randolph Childress (40), vs. Duke, Mar. 10, 1995 (ACCT)  
*Opponent:* J.R. Reynolds (40), at Virginia, Jan. 21, 2007

**TWO PLAYERS SCORED 20+ POINTS:**

*Wake Forest:* Tony Chennault (20), C.J. Harris (20), at High Point, Dec. 7, 2011  
*Opponent:* Keala King (25), Trent Lockett (20), vs. Arizona State, Nov. 25, 2011

**THREE OR MORE PLAYERS SCORED 20+ POINTS:**

*Wake Forest:* Taron Downey (27), Eric Williams (23), Chris Paul (22), vs. West Virginia, Mar. 19, 2005 (2OT, NCAAT)  
*Opponent:* Andre Dawkins (21), Ryan Kelly (20), Austin Rivers (20), at Duke, Jan. 19, 2012

**TWO OR MORE PLAYERS SCORED 25+ POINTS:**

*Wake Forest:* Ishmael Smith (28), Al-Farouq Aminu (26), vs. Xavier, Jan. 3, 2010 (2OT)  
*Opponent:* Gerald Henderson (35), Jon Scheyer (30), at Duke, Feb. 22, 2009

**TWO OR MORE PLAYERS SCORE 30+ POINTS:**

*Wake Forest:* Charlie Davis (30), Gil McGregor (31), vs. Georgetown, Dec. 29, 1970  
*Opponent:* Gerald Henderson (35), Jon Scheyer (30), at Duke, Feb. 22, 2009

**A PLAYER HAD CONSECUTIVE 30+ POINT GAMES:**

*Wake Forest:* Jeff Teague, 30 at BYU, Jan. 3, 2009; 34 vs. North Carolina, Jan. 11, 2009  
*Opponent:* Kevin Anderson (31), vs. Richmond, Dec. 31, 2009 (OT); Jordan Crawford (30), vs. Xavier, Jan. 3, 2010 (2OT)

**FIVE PLAYERS SCORE IN DOUBLE FIGURES:**

*Wake Forest:* vs. NC Central, Nov. 20, 2011  
*Opponent:* vs. Dayton, Nov. 24, 2011

**SIX OR MORE PLAYERS SCORE IN DOUBLE FIGURES:**

*Wake Forest:* vs. UNC Wilmington (6), Dec. 21, 2011  
*Opponent:* at Virginia Tech (6), Jan. 15, 2011

**A PLAYER SCORED 20+ POINTS COMING OFF THE BENCH:**

*Wake Forest:* J.T. Terrell (27), at Xavier, Dec. 18, 2010  
*Opponent:* Ryan Kelly (20), at Duke, Jan. 19, 2012

**A PLAYER SCORED 20+ POINTS AND GRABBED 20+ REBOUNDS:**

*Wake Forest:* Eric Williams (22p, 20r), at Clemson, Jan. 11, 2006 (OT)  
*Opponent:* Horace Grant (33p, 20r), at Clemson, Feb. 18, 1987

**TWO PLAYERS HAD DOUBLE-DOUBLES:**

*Wake Forest:* Al-Farouq Aminu (20p, 15r), Ishmael Smith (19p, 12r), vs. Texas, Mar. 18, 2010  
*Opponent:* Kenny Frease (22p, 14r), Tu Holloway (14p, 14a, 10r), at Xavier, Dec. 18, 2010

**THREE PLAYERS HAD DOUBLE-DOUBLES:**

*Wake Forest:* Al-Farouq Aminu (13p, 12r), James Johnson (14p, 14r), L.D. Williams (15p, 10r), vs. Baylor, Nov. 30, 2008  
*Opponent:* Raymond Felton (22p, 11a), Sean May (15p, 11r), Jawad Williams (17p, 12r), at North Carolina, Dec. 20, 2003 (3OT)

**A PLAYER GRABBED 15+ REBOUNDS:**

*Wake Forest:* Travis McKie (15), vs. Virginia Tech, Jan. 7, 2012  
*Opponent:* Jordan Williams (15), at Maryland, Feb. 5, 2011

**A PLAYER GRABBED 18+ REBOUNDS:**

*Wake Forest:* Al-Farouq Aminu (18), vs. Xavier, Jan. 3, 2010 (2OT)  
*Opponent:* Carlos Boozer (18), at Duke, Jan. 19, 2002

**A PLAYER GRABBED 20+ REBOUNDS:**

*Wake Forest:* Al-Farouq Aminu (20), vs. William & Mary, Nov. 28, 2009  
*Opponent:* Horace Grant (20), at Clemson, Feb. 18, 1987

**A PLAYER HAD 10+ ASSISTS:**

*Wake Forest:* Ishmael Smith (11), vs. Boston College, Feb. 9, 2010  
*Opponent:* Tu Holloway (14), at Xavier, Dec. 18, 2010

**A PLAYER HAD FIVE+ STEALS:**

*Wake Forest:* C.J. Harris (5), vs. Clemson, Mar. 7, 2010  
*Opponent:* Dante Jackson (5), at Xavier, Dec. 18, 2010

**A PLAYER HAD FIVE+ BLOCKED SHOTS:**

*Wake Forest:* Ty Walker (6), at Boston College, Jan. 21, 2012  
*Opponent:* Darrius Garrett (5), at vs. Richmond, Dec. 3, 2011

**A PLAYER HAD 10+ FIELD GOALS:**

*Wake Forest:* Travis McKie (10-17), vs. Richmond, Dec. 3, 2011  
*Opponent:* Adam Smith (12-22), vs. UNC Wilmington, Dec. 21, 2011

**A PLAYER MADE 10+ FREE THROWS:**

*Wake Forest:* Travis McKie (11-12), vs. Wofford, Jan. 2, 2012  
*Opponent:* Malcolm Delaney (10-13), at Virginia Tech, Feb. 16, 2010

**A PLAYER MADE 5+ 3-POINT FIELD GOALS:**

*Wake Forest:* J.T. Terrell (6-10), at Xavier, Dec. 18, 2010  
*Opponent:* Andre Dawkins (7-12), at Duke, Jan. 19, 2012

**A PLAYER HAD A TRIPLE-DOUBLE:**

*Wake Forest:* Tim Duncan (14p, 15r, 10b), vs. Maryland, Jan. 13, 1996  
*Opponent:* Tu Holloway (14p, 14a, 10r), at Xavier, Dec. 18, 2010

**A TEAM SCORED 100+ POINTS:**

*Wake Forest:* vs. UNC Wilmington (120), Nov. 19, 2008  
*Opponent:* at Duke (101), Feb. 22, 2009

**A TEAM SCORED 100 POINTS AND LOST:**

*Wake Forest:* vs. West Virginia (105), Mar. 19, 2005 (2OT, NCAAT)  
*Opponent:* Georgia Tech (112), Mar. 8, 2007 (2OT, ACCT)

**A TEAM MADE 10+ 3-POINT FIELD GOALS:**

*Wake Forest:* at High Point (13-22), Dec. 7, 2011  
*Opponent:* at Duke (11-23), Jan. 19, 2012

**A TEAM SHOT 55 PERCENT OR BETTER FROM THE FIELD:**

*Wake Forest:* at High Point (58.3%), Dec. 7, 2011  
*Opponent:* vs. Arizona State (59.3%), Mar. 25, 2011

**A TEAM SHOT 60 PERCENT OR BETTER FROM THE FIELD:**

*Wake Forest:* at Duke (61.0%), Feb. 22, 2009  
*Opponent:* vs. Virginia Tech (60.0%), Feb. 22, 2011

**A TEAM SCORED 50+ POINTS IN THE FIRST HALF:**

*Wake Forest:* vs. Boston College (50), Feb. 9, 2010  
*Opponent:* at Duke (51), Feb. 22, 2009

**A TEAM SCORED 50+ POINTS IN THE SECOND HALF:**

*Wake Forest:* vs. UNC Wilmington (51), Dec. 21, 2011  
*Opponent:* vs. UNC Wilmington (51), Dec. 21, 2011

**A TEAM WON BY 35+ POINTS:**

*Wake Forest:* vs. Elon (40; 90-50), Dec. 13, 2009  
*Opponent:* vs. NC State (36; 76-40), Jan. 14, 2012

**A TEAM WON BY 40+ POINTS:**

*Wake Forest:* vs. Elon (40; 90-50), Dec. 13, 2009  
*Opponent:* at NC State (41; 130-89), Mar. 5, 1983

**A TEAM WON BY 50+ POINTS:**

*Wake Forest:* vs. John Carroll (51; 110-59), Dec. 8, 1980  
*Opponent:* North Carolina Pre-Flight (51; 78-27), 1944-1945

# JEFF BZDELIK



Head Coach  
2nd Year • Illinois-Chicago, 1976

- Bzdelik is in his second season at the helm of the Wake Forest basketball program. He was named the 21st head coach in Wake Forest history on April 14, 2010, bringing 32 years of coaching experience to the Demon Deacon bench.
- Bzdelik has been involved in coaching college and professional basketball since 1978, including nine seasons as a college head coach and three seasons as the head coach of the NBA's Denver Nuggets.
- The Mount Prospect, Illinois, native came to Wake Forest after spending three seasons as the head coach at the University of Colorado.
- Prior to Colorado, Bzdelik served two seasons as the head coach at the Air Force Academy where he guided the Falcons to a 50-16 record from 2005-07.
- He returned to the college game in 2005-06 after 17 seasons as a coach and scout in the NBA.
- Prior to returning to the collegiate ranks, Bzdelik was the Denver Nuggets head coach for two-and-one-half seasons from 2002-05.
- Bzdelik began his coaching career with assistant coaching stints at Davidson (1978-80) and Northwestern (1981-86).

- Bzdelik accepted his first head coaching position at the University of Maryland-Baltimore County in 1986. UMBC was making the transition from NCAA Division II to Division I that year.
- After two seasons at UMBC, Bzdelik made the move to the professional ranks, joining the Washington Bullets as an assistant coach under Wes Unseld.
- Bzdelik joined Pat Riley's New York Knicks staff for the 1994-95 season before following Riley to the Miami Heat where he would spend six seasons from 1995-2001.
- Bzdelik is a 1976 graduate of the University of Illinois-Chicago, where he earned a bachelor's degree in physical education. Bzdelik earned four varsity letters in basketball at UIC, and he was named team MVP as a senior in 1975-76.
- Bzdelik also spent six years in the Army National Guard during the early to mid 1970s.
- Bzdelik is married to the former Nina Bernardzik, who was a standout volleyball player at UIC from 1974-76 and is a member of the Flames' Athletic Hall of Fame.
- They are the parents of two children, a son Brett (21) who attends the University of Colorado and a daughter Courtney (19), a sophomore at Wake Forest.

## BZDELIK'S CAREER HIGHLIGHTS AS A COLLEGE HEAD COACH

### MARYLAND-BALTIMORE COUNTY (2 seasons, 1986-88)

- Led the Retrievers in their first season at the NCAA Division I level in 1986-87.
- Cited by the Sporting News as having "One of College's Biggest Turnarounds" in his first season at UMBC. In the two seasons prior to his arrival, UMBC went a combined 11-44 at the Division II level. In his two seasons at the helm, the Retrievers won a combined 25 games at the Division I level.

### AIR FORCE (2 seasons, 2005-07)

- Led the Falcons to a combined record of 50-16 (.758) in his two seasons, posting the highest two-year win total in program history. Air Force won a school-record 26 games in 2006-07.
- Coached Air Force to a 24-7 record and the school's fourth-ever appearance in the NCAA Tournament in 2005-06. The Falcons led the nation in scoring defense that season.
- Led the Falcons to a top-25 ranking and to the NIT Final Four in 2006-07.
- Only head coach in Air Force history to win at least 24 games in consecutive seasons.
- Posted a record of 31-1 at home in his two seasons, going 15-0 at home during the 2005-06 campaign.

### COLORADO (3 seasons, 2007-10)

- Inherited a Colorado program that had won just seven games in the season prior to his arrival and improved the team to within one game of .500 at 15-16 during his final season in Boulder.
- Coached the 2010 Big 12 Freshman of the Year in Alec Burks, who was the first ever Buffalo to win the award.
- Helped raise the team's cumulative grade point average to 2.94; a school-record three Buffaloes were named to the Academic All-Big 12 Team in 2009-10.
- Home attendance increased by 40 percent during his tenure at Colorado.

### WAKE FOREST (1 season, 2011)

- Inherited the youngest team in the ACC and featured as many as three freshmen in the starting lineup.
- Ranked second in the ACC and 16th nationally in blocked shots (5.4/game); ranked second in the ACC and 32nd nationally in free throw percentage (74.6%).

## THE JEFF BZDELIK FILE

### BACKGROUND & FAMILY

- Born — December 1, 1952
- Hometown — Mount Prospect, Illinois
- Wife — Nina
- Children — son Brett (21), daughter Courtney (19)

### EDUCATION & PLAYING HISTORY

- University of Illinois-Chicago — 1976  
B.S. in Physical Education
- High School: Prospect HS (Mount Prospect, IL)
- University of Illinois-Chicago — 1972-76  
Lettered four seasons at UIC, earning team MVP honors as a senior; holds the Flames' season record for FT percentage (88.1%) and ranks among the program's all-time leading scorers.

### COACHING HISTORY

- Davidson College — 1978-80 (2 seasons)  
Assistant Coach
- Northwestern University — 1981-86 (6 seasons)  
Assistant Coach
- Maryland-Baltimore County — 1987-88 (2 seasons)  
Head Coach
- Washington Bullets — 1989-94 (6 seasons)  
Assistant Coach
- New York Knicks — 1995 (1 season)  
Lead Scout
- Miami Heat — 1996-2001 (6 seasons)  
Assistant Coach/Director of Scouting
- Denver Nuggets — 2002 (1 season)  
Scout
- Denver Nuggets — 2003-05 (3 seasons)  
Head Coach
- Air Force Academy — 2006-07 (2 seasons)  
Head Coach
- University of Colorado — 2008-10 (3 seasons)  
Head Coach
- Wake Forest — 2011-12 (2nd season)  
Head Coach

### COACHING RECORDS

- 2nd Season at Wake Forest: 19-32 (3-18 ACC)
- 9th Season as College Head Coach: 130-137

## BZDELIK'S CAREER HIGHLIGHTS AS AN NBA COACH

- Served as head coach of the Denver Nuggets for two-and-a-half seasons from 2002-05
- Named head coach of the Nuggets in August of 2002, taking the reins of the youngest team in franchise history.
- Shattered the franchise record for scoring defense by more than five points during his first season.
- The Nuggets led the NBA in turnovers forced in Bzdelik's first season at the helm.
- Engineered one of the biggest turnarounds in NBA history in his second season at the helm of the Nuggets, leading the team to the playoffs for the first time in nine seasons.
- Behind the play of rookie Carmelo Anthony, Denver went 43-39 to make the 2004 NBA Playoffs.
- The 26-game improvement by the Nuggets in 2003-04 was the sixth-best in NBA history.
- Became the first coach in NBA history to guide a team to the playoffs the year after winning less than 20 games.
- Spent 14 seasons as an assistant coach and scout in the NBA before taking over as head coach of the Nuggets.
- Made the NBA Playoffs eight times as an assistant coach and scout, including all six of his seasons with the Miami Heat.
- Coached under Wes Unseld with the Washington Bullets and under Pat Riley with the New York Knicks and the Miami Heat.
- In 2000, was recognized by USA Today as one of the NBA's top five assistant coaches.

## WAKE FOREST BASKETBALL COACHING & SUPPORT STAFF



**JEFF BATTLE**  
Assoc. Head Coach  
11th Season



**RUSTY LARUE**  
Assistant Coach  
3rd Season



**WALT CORBEAN**  
Assistant Coach  
5th Season



**JEFF NIX**  
Dir., Basketball Ops.  
1st Season



**GREG BRITTENHAM**  
Dir., Athletic Performance  
1st Season



**MIKE LEPORE**  
Team Videographer  
3rd Season



**DAN FICKE**  
Asst. Dir., BBK Ops.  
2nd Season



**ROSTER BREAKDOWN**

**BY CLASS**

**Seniors (5)**

- Brooks Godwin
- Aaron Ingle
- Ryan Keenan
- Nikita Mescheriakov
- Ty Walker

**Juniors (2)**

- C.J. Harris
- Spencer Jennings

**Sophomores (3)**

- Tony Chennault
- Carson Desrosiers
- Travis McKie

**Freshmen (4)**

- Anthony Fields
- Chase Fischer
- Daniel Green
- Doug Niedrich

**BY STATE/COUNTRY**

**North Carolina (4)**

- Brooks Godwin (Winston-Salem)
- C.J. Harris (Winston-Salem)
- Aaron Ingle (Weaverville)
- Ty Walker (Wilmington)

**Michigan (2)**

- Anthony Fields (Detroit)
- Spencer Jennings (Midland)

**Texas (2)**

- Daniel Green (Colleyville)
- Ryan Keenan (Bellaire)

**Belarus (1)**

- Nikita Mescheriakov (Minsk)

**Illinois (1)**

- Doug Niedrich (Kildeer)

**New Hampshire (1)**

- Carson Desrosiers (Windham)

**Pennsylvania (1)**

- Tony Chennault (Philadelphia)

**Virginia (1)**

- Travis McKie (Richmond)

**West Virginia (1)**

- Chase Fischer (Ripley)

**BY HEIGHT**

Carson Desrosiers .....	7-0
Ty Walker .....	7-0
Daniel Green.....	6-10
Nikita Mescheriakov.....	6-8
Travis McKie .....	6-7
Doug Niedrich .....	6-6
Brooks Godwin .....	6-5
Ryan Keenan .....	6-5
Chase Fischer.....	6-3
C.J. Harris .....	6-3
Tony Chennault.....	6-2
Anthony Fields.....	6-0
Aaron Ingle.....	6-0
Spencer Jennings.....	6-0

**NUMERICAL ROSTER**

No.	Name	Pos.	Ht.	Wt.	Yr.	Hometown	Previous School/High School
1	Tony Chennault*	G	6-2	195	So.	Philadelphia, Pa.	Neumann-Goretti HS
2	Anthony Fields	G	6-0	170	Fr.	Detroit, Mich.	Quality Education Acad. (N.C.)
4	Daniel Green	F	6-10	210	Fr.	Colleyville, Texas	Grapevine HS
10	Chase Fischer	G	6-3	180	Fr.	Ripley, W.Va.	Ripley HS
11	C.J. Harris**	G	6-3	190	Jr.	Winston-Salem, N.C.	Mount Tabor HS
25	Nikita Mescheriakov*	F	6-8	220	R-Sr.	Minsk, Belarus	Georgetown/St. Johns Catholic Prep
30	Travis McKie*	F	6-7	210	So.	Richmond, Va.	John Marshall HS
33	Carson Desrosiers*	C	7-0	240	So.	Windham, N.H.	Central Catholic HS (Mass.)
40	Ty Walker***	C	7-0	230	Sr.	Wilmington, N.C.	New Hanover HS
41	Brooks Godwin***	F	6-5	215	Sr.	Winston-Salem, N.C.	Mount Tabor HS
42	Spencer Jennings	G	6-0	170	Jr.	Midland, Mich.	Albion College/Dow HS
43	Aaron Ingle**	G	6-0	175	Sr.	Weaverville, N.C.	Christ School
45	Ryan Keenan**	F	6-5	195	Sr.	Bellaire, Texas	Westbury Christian School
52	Doug Niedrich	F	6-6	190	Fr.	Kildeer, Ill.	Adlai E. Stevenson HS

**ALPHABETICAL ROSTER**

No.	Name	Pos.	Ht.	Wt.	Yr.	Hometown	Previous School/High School
1	Tony Chennault*	G	6-2	195	So.	Philadelphia, Pa.	Neumann-Goretti HS
33	Carson Desrosiers*	C	7-0	240	So.	Windham, N.H.	Central Catholic HS (Mass.)
2	Anthony Fields	G	6-0	170	Fr.	Detroit, Mich.	Quality Education Acad. (N.C.)
10	Chase Fischer	G	6-3	180	Fr.	Ripley, W.Va.	Ripley HS
41	Brooks Godwin***	F	6-5	215	Sr.	Winston-Salem, N.C.	Mount Tabor HS
4	Daniel Green	F	6-10	210	Fr.	Colleyville, Texas	Grapevine HS
11	C.J. Harris**	G	6-3	190	Jr.	Winston-Salem, N.C.	Mount Tabor HS
43	Aaron Ingle**	G	6-0	175	Sr.	Weaverville, N.C.	Christ School
42	Spencer Jennings	G	6-0	170	Jr.	Midland, Mich.	Albion College/Dow HS
45	Ryan Keenan**	F	6-5	195	Sr.	Bellaire, Texas	Westbury Christian School
30	Travis McKie*	F	6-7	210	So.	Richmond, Va.	John Marshall HS
25	Nikita Mescheriakov*	F	6-8	220	R-Sr.	Minsk, Belarus	Georgetown/St. Johns Catholic Prep
52	Doug Niedrich	F	6-6	190	Fr.	Kildeer, Ill.	Adlai E. Stevenson HS
40	Ty Walker***	C	7-0	230	Sr.	Wilmington, N.C.	New Hanover HS

\* Denotes letters earned.

**COACHING & SUPPORT STAFF**

**Head Coach**

Jeff Bzdelik (Univ. of Illinois-Chicago '76) / 2nd season at Wake Forest

**Associate Head Coach**

Jeff Battle (Marshall '85) / 11th season at Wake Forest

**Assistant Coach**

Rusty LaRue (Wake Forest '96) / 3rd season at Wake Forest

**Assistant Coach**

Walt Corbean (Xavier '91) / 5th season at Wake Forest

**Director of Basketball Operations**

Jeff Nix (Canisius '80) / 1st season at Wake Forest

**Director of Athletic Performance**

Greg Brittenham (Nebraska-Kearney '86) / 1st season at Wake Forest

**Team Videographer**

Mike Lepore (Wake Forest '09) / 3rd season at Wake Forest

**Assistant Coordinator of Operations**

Dan Ficke (Loyola Univ. Maryland '09) / 2nd season at Wake Forest

**Student-Athlete Services**

Jane Caldwell (UNC Greensboro) / 13th season at Wake Forest

**Sports Medicine**

Greg Collins (Kansas State '89) / 16th season at Wake Forest

**Administrative Assistant**

Lynne Heflin (Mary Washington College) / 27th season at Wake Forest

**Media Relations**

Scott Wortman (Ohio Northern '04) / 6th season at Wake Forest

**Equipment**

Craig Zakrzewski (Wake Forest '00) / 10th season at Wake Forest

**PRONUNCIATION GUIDE**

Jeff Bzdelik.....	buzz-DELL-ick
Tony Chennault .....	shuh-NALT
Walt Corbean.....	cor-BEAN
Carson Desrosiers .....	duh-ROW-zures
Aaron Ingle .....	ING-uhl
Ryan Keenan.....	KEEN-uhn
Travis McKie .....	rhymes with "sky"
Doug Niedrich .....	KNEE-drick
Nikita Mescheriakov .....	muh-SHARE-uh-kov

## WAKE FOREST AT FLORIDA STATE - FEB. 1, 2011



Official Basketball Box Score -- Game Totals -- Final Statistics  
**Wake Forest vs Florida State**  
 02/01/11 7:00 pm at the Tucker Center - Tallahassee, Florida



### Wake Forest 61 • 8-14, 1-6 ACC

##	Player	f	Total			3-Ptr			Rebounds			PF	TP	A	TO	Blk	Stl	Min
			FG-FGA	FG-FGA	FT-FTA	FG-FGA	FG-FGA	FT-FTA	Off	Def	Tot							
20	Stewart,Ari	f	3-8	1-4	0-0	0	2	2	3	7	1	4	0	0	21			
30	McKie,Travis	f	3-6	0-1	0-2	1	5	6	1	6	1	2	1	31				
33	Desrosiers,Carson	c	1-3	0-2	0-2	0	2	2	3	2	0	1	2	21				
02	Clark,Gary	g	6-9	4-6	0-0	1	3	4	4	16	1	5	0	31				
11	Harris,C.J.	g	3-7	1-3	1-2	0	3	3	3	8	3	5	0	33				
00	Terrell,J.T.		2-7	2-7	1-2	0	3	3	1	7	2	2	0	14				
01	Chennault,Tony		4-9	1-2	1-3	0	3	3	2	10	3	3	0	20				
25	Mescheriakov,Nikita		0-2	0-0	2-2	1	0	1	3	2	0	1	0	8				
40	Walker,Ty		1-3	0-0	1-1	1	3	4	2	3	1	0	6	17				
41	Godwin,Brooks		0-0	0-0	0-0	0	2	2	0	0	0	0	0	1				
43	Ingle,Aaron		0-0	0-0	0-0	0	0	0	0	0	0	0	0	1				
45	Keenan,Ryan		0-0	0-0	0-0	0	0	0	0	0	0	1	0	1				
52	McDermott,Denmore		0-0	0-0	0-0	0	0	0	1	0	0	0	0	1				
Team						1	2	3										
Totals			23-54	9-25	6-14	5	28	33	23	61	12	24	9	5	200			

FG % 1st Half: 7-24 29.2% 2nd half: 16-30 53.3% Game: 23-54 42.6%  
 3FG % 1st Half: 2-9 22.2% 2nd half: 7-16 43.8% Game: 9-25 36.0%  
 FT % 1st Half: 3-8 37.5% 2nd half: 3-6 50.0% Game: 6-14 42.9%

Deadball  
Rebounds  
4,1

### Florida State 85 • 16-6, 6-2 ACC

##	Player	f	Total			3-Ptr			Rebounds			PF	TP	A	TO	Blk	Stl	Min
			FG-FGA	FG-FGA	FT-FTA	FG-FGA	FG-FGA	FT-FTA	Off	Def	Tot							
05	James, Bernard	f	5-6	0-0	3-4	3	2	5	1	13	0	1	0	2	22			
10	White, Okaro	f	2-6	1-1	3-4	1	5	6	4	8	0	3	1	4	23			
31	Singleton, Chris	f	2-11	1-4	0-0	0	8	8	2	5	0	2	1	3	30			
21	Snaer, Michael	g	5-10	1-4	0-0	0	2	2	1	11	1	1	0	2	23			
22	Kitchen, Derwin	g	3-8	0-1	4-5	2	5	7	0	10	4	2	0	26				
00	Jordan, Pierre		1-2	0-0	0-0	2	0	2	0	2	0	0	0	7				
02	Yawn, AJ		0-0	0-0	0-0	0	0	0	0	0	0	0	0	2				
03	Loucks, Luke		1-3	0-0	0-1	0	1	1	3	2	5	1	0	12				
04	Dulkys, Deividas		6-11	4-8	0-1	1	0	1	0	16	0	0	0	21				
20	Portuondo, Rafeal		0-1	0-1	1-2	0	1	1	0	1	0	0	0	1				
24	Rutledge, Andrew		0-2	0-1	0-0	0	1	1	0	0	0	0	0	1				
30	Miller, Ian		3-7	3-7	2-2	0	1	1	2	11	2	0	0	15				
33	Moreau, Joey		0-0	0-0	0-0	0	0	0	0	0	0	1	0	1				
50	Kreft, Jon		2-5	0-0	2-6	3	2	5	2	6	0	2	0	16				
Team						5	2	7										
Totals			30-72	10-27	15-25	17	30	47	15	85	12	13	2	16	200			

FG % 1st Half: 11-35 31.4% 2nd half: 19-37 51.4% Game: 30-72 41.7%  
 3FG % 1st Half: 3-14 21.4% 2nd half: 7-13 53.8% Game: 10-27 37.0%  
 FT % 1st Half: 6-9 66.7% 2nd half: 9-16 56.3% Game: 15-25 60.0%

Deadball  
Rebounds  
6

Officials: Roger Ayers, Mike Eades, Tony Greene  
 Technical fouls: Wake Forest-None. Florida State-None.  
 Attendance: 9729

Score by periods	1st	2nd	Total
Wake Forest	19	42	61
Florida State	31	54	85

Points	In Paint	Off T/O	2nd Chance	Fast Break	Bench
WF	22	17	3	6	22
FS	40	27	21	8	38

Last FG - WF 2nd-00:52, FS 2nd-00:12.  
 Largest lead - WF by 2 1st-18:22, FS by 32 2nd-06:05.

Score tied - 5 times.  
 Lead changed - 1 time.

## WAKE FOREST VS. FLORIDA STATE - FEB. 19, 2011



Official Basketball Box Score -- Game Totals -- Final Statistics  
**Florida State vs Wake Forest**  
 02/19/11 1:00 p.m. at Winston-Salem, N.C. - Joel Coliseum



### Florida State 84 • 19-7, 9-3 ACC

##	Player	f	Total			3-Ptr			Rebounds			PF	TP	A	TO	Blk	Stl	Min
			FG-FGA	FG-FGA	FT-FTA	FG-FGA	FG-FGA	FT-FTA	Off	Def	Tot							
05	James, Bernard	f	6-8	0-0	3-3				2	6	8	1	15	0	1	2	1	23
10	White, Okaro	f	5-8	0-0	3-3				0	2	2	3	13	1	1	2	2	23
04	Dulkys, Deividas	g	3-8	2-7	6-9				1	5	6	1	14	1	1	0	1	28
21	Snaer, Michael	g	2-7	0-2	2-2				1	5	6	3	6	4	0	0	1	21
22	Kitchen, Derwin	g	0-2	0-1	2-2				0	1	1	3	2	3	5	0	2	23
00	Jordan, Pierre		0-0	0-0	0-0				0	1	1	2	0	0	0	0	0	4
01	Gibson, Xavier		2-4	0-0	3-4				2	1	3	1	7	0	1	0	0	5
02	Yawn, AJ		0-0	0-0	0-0				0	0	0	0	0	1	0	0	1	2
03	Loucks, Luke		1-2	0-1	2-4				0	2	2	3	4	3	1	0	0	21
15	Shannon, Terrance		1-3	0-0	3-4				3	1	4	4	5	2	1	0	1	16
20	Portuondo, Rafeal		0-1	0-1	0-0				0	0	0	1	0	0	0	0	0	1
24	Rutledge, Andrew		1-2	0-0	0-0				1	0	1	0	2	0	0	0	0	1
30	Miller, Ian		4-12	2-6	4-4				1	4	5	1	14	0	0	0	0	20
33	Moreau, Joey		0-0	0-0	0-0				0	0	0	0	0	0	0	0	0	1
50	Kreft, Jon		1-1	0-0	0-0				0	2	2	1	2	0	2	0	0	11
	Team								0	0	0							
	Totals		26-58	4-18	28-35				11	30	41	24	84	15	13	4	9	200

FG % 1st Half: 9-26 34.6% 2nd half: 17-32 53.1% Game: 26-58 44.8% Deadball Rebounds 5,1  
 3FG % 1st Half: 3-10 30.0% 2nd half: 1-8 12.5% Game: 4-18 22.2%  
 FT % 1st Half: 10-14 71.4% 2nd half: 18-21 85.7% Game: 28-35 80.0%

### Wake Forest 66 • 8-19, 1-11 ACC

##	Player	f	Total			3-Ptr			Rebounds			PF	TP	A	TO	Blk	Stl	Min
			FG-FGA	FG-FGA	FT-FTA	FG-FGA	FG-FGA	FT-FTA	Off	Def	Tot							
30	McKie, Travis	f	6-13	0-3	8-10				4	4	8	4	20	0	2	1	2	36
33	Desrosiers, Carson	c	1-3	0-1	0-0				1	2	3	3	2	2	1	3	0	23
00	Terrell, J.T.	g	2-9	2-5	6-6				1	1	2	3	12	3	4	0	0	22
02	Clark, Gary	g	1-3	0-0	0-1				0	0	0	0	2	0	1	0	0	23
11	Harris, C.J.	g	0-5	0-2	4-5				1	3	4	3	4	3	1	0	2	32
01	Chennault, Tony		4-11	1-3	3-5				2	2	4	4	12	1	0	0	0	19
20	Stewart, Ari		5-12	0-3	2-2				1	4	5	3	12	0	3	0	0	21
25	Mescheriakov, Nikita		0-0	0-0	0-0				0	0	0	3	0	0	1	1	1	4
40	Walker, Ty		0-2	0-0	0-0				1	2	3	2	0	0	2	2	0	17
41	Godwin, Brooks		0-0	0-0	1-2				0	1	1	0	1	0	0	0	0	1
43	Ingle, Aaron		0-0	0-0	1-2				1	0	1	0	1	0	0	0	0	1
45	Keenan, Ryan		0-0	0-0	0-0				0	0	0	0	0	0	0	0	0	1
	Team								2	4	6							
	Totals		19-58	3-17	25-33				14	23	37	25	66	9	15	7	5	200

FG % 1st Half: 9-27 33.3% 2nd half: 10-31 32.3% Game: 19-58 32.8% Deadball Rebounds 2  
 3FG % 1st Half: 1-7 14.3% 2nd half: 2-10 20.0% Game: 3-17 17.6%  
 FT % 1st Half: 14-15 93.3% 2nd half: 11-18 61.1% Game: 25-33 75.8%

Officials: Bryan Kersey, Sean Hull, Jamie Luckie  
 Technical fouls: Florida State-None. Wake Forest-None.  
 Attendance: 10932

Score by periods	1st	2nd	Total
Florida State	31	53	84
Wake Forest	33	33	66

Points	In Paint	Off T/O	2nd Chance	Fast Break	Bench
FS	38	22	13	15	34
WF	22	13	14	7	26

Last FG - FS 2nd-00:02, WF 2nd-00:47.  
 Largest lead - FS by 20 2nd-06:25, WF by 8 1st-09:38.

Score tied - 7 times.  
 Lead changed - 4 times.

## 2011-12 SEASON STATISTICS - ALL GAMES

RECORD:	OVERALL	HOME	AWAY	NEUTRAL
ALL GAMES	11-8	7-3	3-3	1-2
CONFERENCE	2-3	1-1	1-2	0-0
NON-CONFERENCE	9-5	6-2	2-1	1-2

#	Player	gp-gs	min	Total		3-Point		F-Throw		Rebounds				pf	dq	a	to	blk	stl	pts	avg	
				fg-fga	fg%	3fg-fga	3fg%	ft-fga	ft%	off	def	tot	avg									
11	Harris,C.J.	18-18	618	34.3	94-189	.497	29-60	.483	94-117	.803	12	49	61	3.4	47	0	46	50	0	21	311	17.3
30	McKie,Travis	19-19	660	34.7	117-234	.500	21-56	.375	71-98	.724	44	84	128	6.7	43	0	19	47	13	19	326	17.2
31	Chennault,Tony	19-19	575	30.3	75-175	.429	7-30	.233	45-71	.634	14	41	55	2.9	53	0	55	37	1	23	202	10.6
25	Mescheriakov,Nikita	19-19	463	24.4	41-119	.345	11-48	.229	41-59	.695	10	68	78	4.1	61	2	29	33	5	10	134	7.1
10	Fischer,Chase	19-1	521	27.4	40-110	.364	28-83	.337	21-25	.840	6	37	43	2.3	30	1	27	24	1	14	129	6.8
10	Walker,Ty	10-5	201	20.1	23-41	.561	0-0	.000	6-8	.750	19	39	58	5.8	14	0	7	11	29	3	52	5.2
33	Desrosiers,Carson	19-14	443	23.3	35-83	.422	5-17	.294	17-30	.567	19	76	95	5.0	51	2	17	17	47	9	92	4.8
32	Fields,Anthony	16-0	178	11.1	7-31	.226	1-11	.091	7-12	.583	1	11	12	0.8	12	0	21	16	0	5	22	1.4
34	Green,Daniel	17-0	115	6.8	7-17	.412	0-0	.000	9-16	.563	7	16	23	1.4	17	0	3	6	2	2	23	1.4
11	Godwin,Brooks	3-0	8	2.7	1-2	.500	0-0	.000	0-0	.000	1	2	3	1.0	0	0	0	0	0	0	2	0.7
13	Ingle,Aaron	2-0	7	3.5	0-0	.000	0-0	.000	0-0	.000	0	1	1	0.5	0	0	0	0	0	1	0	0.0
15	Keenan,Ryan	6-0	11	1.8	0-3	.000	0-1	.000	0-0	.000	1	2	3	0.5	1	0	1	1	0	0	0	0.0
Team											30	34	64				3					
Total.....		19	3800		440-1004	.438	102-306	.333	311-436	.713	164	460	624	32.8	329	5	225	245	98	107	1293	68.1
Opponents.....		19	3800		472-1105	.427	130-398	.327	251-361	.695	237	462	699	36.8	385	15	233	251	83	120	1325	69.7

TEAM STATISTICS	WF	OPP	Date	Opponent	Score	Att.
SCORING	1293	1325	11/11/11	LOYOLA (MD.)	w 75-63	6022
Points per game	68.1	69.7	11/16/11	GEORGIA SOUTHERN	w 81-72	6719
Scoring margin	-1.7	-	11/20/11	NC CENTRAL	w 93-79	6901
FIELD GOALS-ATT	440-1004	472-1105	& 11/24/11	vs Dayton	L 76-80	3537
Field goal pct	.438	.427	& 11-25-11	vs Arizona State	L 56-84	3680
3 POINT FG-ATT	102-306	130-398	& 11/27/11	vs Texas Tech	w 70-61	1728
3-point FG pct	.333	.327	^ 11/30/11	at Nebraska	w 55-53	9769
3-pt FG made per game	5.4	6.8	12/03/11	RICHMOND	L 62-70	7813
FREE THROWS-ATT	311-436	251-361	12/07/11	at High Point	w 87-83	1801
Free throw pct	.713	.695	12/10/11	at Seton Hall	L 54-68	6981
F-Throws made per game	16.4	13.2	12/18/11	GARDNER-WEBB	w 67-59	6717
REBOUNDS	624	699	12/21/11	UNC WILMINGTON	w 87-78	7586
Rebounds per game	32.8	36.8	12/29/11	YALE	w 72-71	8183
Rebounding margin	-3.9	-	01/02/12	WOFFORD	L 52-56	6342
ASSISTS	225	233	* 01/07/12	VIRGINIA TECH	w 58-55	10037
Assists per game	11.8	12.3	* 01/11/12	at Maryland	L 64-70	13357
TURNOVERS	245	251	* 01/14/12	NC STATE	L 40-76	11101
Turnovers per game	12.9	13.2	* 01/19/12	at Duke	L 73-91	9314
Turnover margin	+0.3	-	* 1-21-12	at Boston College	w 71-56	4986
Assist/turnover ratio	0.9	0.9				
STEALS	107	120				
Steals per game	5.6	6.3				
BLOCKS	98	83				
Blocks per game	5.2	4.4				
ATTENDANCE	77421	55153				
Home games-Avg/Game	10-7742	6-7701				
Neutral site-Avg/Game	-	3-2982				

& = Old Spice Classic (Orlando, Fla.)  
 ^ = ACC/Big Ten Challenge  
 \* = Conference game  
 # = ACC Tournament (Atlanta, Ga.)

Score by Periods	1st	2nd	Totals
Wake Forest	568	725	1293
Opponents	602	723	1325

2011-12 SEASON STATISTICS - CONFERENCE GAMES

RECORD:	OVERALL	HOME	AWAY	NEUTRAL
ALL GAMES	2-3	1-1	1-2	0-0
CONFERENCE	2-3	1-1	1-2	0-0
NON-CONFERENCE	0-0	0-0	0-0	0-0

#	Player	gp-gs	min	avg	Total		3-Point		F-Throw		Rebounds				pf	dq	a	to	blk	stl	pts	avg
					fg-fga	fg%	3fg-fga	3fg%	ft-fa	ft%	off	def	tot	avg								
30	McKie, Travis	5-5	173	34.6	30-63	.476	5-15	.333	10-15	.667	17	29	46	9.2	12	0	5	15	3	2	75	15.0
11	Harris, C.J.	5-5	170	34.0	20-51	.392	5-15	.333	23-26	.885	3	14	17	3.4	11	0	14	16	0	4	68	13.6
31	Chennault, Tony	5-5	161	32.2	17-43	.395	2-8	.250	7-14	.500	3	11	14	2.8	11	0	16	9	0	5	43	8.6
10	Fischer, Chase	5-0	132	26.4	11-32	.344	8-23	.348	6-8	.750	0	10	10	2.0	7	0	5	7	0	0	36	7.2
25	Mescheriakov, Nikita	5-5	108	21.6	12-31	.387	1-13	.077	8-12	.667	3	21	24	4.8	18	1	4	9	2	3	33	6.6
10	Walker, Ty	5-5	122	24.4	12-25	.480	0-0	.000	6-8	.750	10	21	31	6.2	11	0	4	9	22	3	30	6.0
33	Desrosiers, Carson	5-0	82	16.4	5-17	.294	1-7	.143	2-2	1.000	5	11	16	3.2	12	1	5	2	11	3	13	2.6
11	Godwin, Brooks	1-0	1	1.0	1-1	1.000	0-0	.000	0-0	.000	1	0	1	1.0	0	0	0	0	0	0	2	2.0
32	Fields, Anthony	2-0	16	8.0	1-8	.125	0-2	.000	0-0	.000	1	2	3	1.5	1	0	0	2	0	0	2	1.0
34	Green, Daniel	5-0	29	5.8	1-3	.333	0-0	.000	2-4	.500	1	3	4	0.8	3	0	0	0	0	0	4	0.8
15	Keenan, Ryan	3-0	6	2.0	0-1	.000	0-1	.000	0-0	.000	0	0	0	0.0	0	0	0	0	0	0	0	0.0
Team											8	11	19					1				
Total.....		5	1000		110-275	.400	22-84	.262	64-89	.719	52	133	185	37.0	86	2	53	70	38	20	306	61.2
Opponents.....		5	1000		125-305	.410	33-102	.324	65-94	.691	66	129	195	39.0	86	2	67	53	18	32	348	69.6

TEAM STATISTICS	WF	OPP	Date	Opponent	Score	Att.
SCORING	306	348	* 01/07/12	VIRGINIA TECH	w 58-55	10037
Points per game	61.2	69.6	* 01/11/12	at Maryland	L 64-70	13357
Scoring margin	-8.4	-	* 01/14/12	NC STATE	L 40-76	11101
FIELD GOALS-ATT	110-275	125-305	* 01/19/12	at Duke	L 73-91	9314
Field goal pct	.400	.410	* 1-21-12	at Boston College	w 71-56	4986
3 POINT FG-ATT	22-84	33-102	& = Old Spice Classic (Orlando, Fla.)			
3-point FG pct	.262	.324	^ = ACC/Big Ten Challenge			
3-pt FG made per game	4.4	6.6	* = Conference game			
FREE THROWS-ATT	64-89	65-94	# = ACC Tournament (Atlanta, Ga.)			
Free throw pct	.719	.691				
F-Throws made per game	12.8	13.0				
REBOUNDS	185	195				
Rebounds per game	37.0	39.0				
Rebounding margin	-2.0	-				
ASSISTS	53	67				
Assists per game	10.6	13.4				
TURNOVERS	70	53				
Turnovers per game	14.0	10.6				
Turnover margin	-3.4	-				
Assist/turnover ratio	0.8	1.3				
STEALS	20	32				
Steals per game	4.0	6.4				
BLOCKS	38	18				
Blocks per game	7.6	3.6				
ATTENDANCE	21138	27657				
Home games-Avg/Game	2-10569	3-9219				
Neutral site-Avg/Game	-	0-0				

Score by Periods	1st	2nd	Totals
Wake Forest	139	167	306
Opponents	168	180	348

## WAKE FOREST SEASON & CAREER STATISTICS

### SEASON STATISTICS

### CAREER STATISTICS

SUMMARY	gp-gs	min/g	fg%	3fg%	ft%	r/g	a/g	stl	blk	pts/g	gp-gs	min/g	fg%	3fg%	ft%	r/g	a/g	stl	blk	pts/g
Harris, C.J.	18-18	34.3	.497	.483	.803	3.4	2.6	21	0	17.3	81-71	31.1	.419	.371	.817	2.8	2.4	79	2	11.7
McKie, Travis	19-19	34.7	.500	.375	.724	6.7	1.0	19	13	17.2	51-51	32.5	.498	.339	.728	7.4	1.0	48	45	14.6
Chennault, Tony	19-19	30.3	.429	.233	.634	2.9	2.9	23	1	10.6	34-19	24.6	.383	.205	.617	2.7	2.5	29	1	7.9
Mescheriakov, Nikita	19-19	24.4	.345	.229	.695	4.1	1.5	10	5	7.1	42-24	18.8	.394	.261	.703	2.9	1.0	23	6	5.7
Fischer, Chase	19-1	27.4	.364	.337	.840	2.3	1.4	14	1	6.8	19-1	27.4	.364	.337	.840	2.3	1.4	14	1	6.8
Walker, Ty	10-5	20.1	.561	.000	.750	5.8	0.7	3	29	5.2	60-14	14.5	.458	.000	.588	3.2	0.4	25	121	3.2
Desrosiers, Carson	19-14	23.3	.422	.294	.567	5.0	0.9	9	47	4.8	50-36	20.7	.405	.286	.641	3.9	0.8	17	99	4.3
Fields, Anthony	16-0	11.1	.226	.091	.583	0.8	1.3	5	0	1.4	16-0	11.1	.226	.091	.583	0.8	1.3	5	0	1.4
Green, Daniel	17-0	6.8	.412	.000	.563	1.4	0.2	2	2	1.4	17-0	6.8	.412	.000	.563	1.4	0.2	2	2	1.4
Godwin, Brooks	3-0	2.7	.500	.000	.000	1.0	0.0	0	0	0.7	25-0	2.2	.286	.000	.250	0.4	0.0	0	0	0.2
Keenan, Ryan	6-0	1.8	.000	.000	.000	0.5	0.2	0	0	0.0	20-0	2.2	.200	.333	.000	0.4	0.2	0	0	0.3
Ingle, Aaron	2-0	3.5	.000	.000	.000	0.5	0.0	1	0	0.0	20-0	2.8	.500	.000	.500	0.2	0.1	2	0	0.2

SCORING	fg-fga	fg%	3fg-fga	3fg%	ft-fta	ft%	pts	pts/g	fg-fga	fg%	3fg-fga	3fg%	ft-fta	ft%	pts	pts/g
Harris, C.J.	94-189	.497	29-60	.483	94-117	.803	311	17.3	260-621	.419	83-224	.371	343-420	.817	946	11.7
McKie, Travis	117-234	.500	21-56	.375	71-98	.724	326	17.2	268-538	.498	38-112	.339	169-232	.728	743	14.6
Chennault, Tony	75-175	.429	7-30	.233	45-71	.634	202	10.6	101-264	.383	9-44	.205	58-94	.617	269	7.9
Mescheriakov, Nikita	41-119	.345	11-48	.229	41-59	.695	134	7.1	78-198	.394	18-69	.261	64-91	.703	238	5.7
Fischer, Chase	40-110	.364	28-83	.337	21-25	.840	129	6.8	40-110	.364	28-83	.337	21-25	.840	129	6.8
Walker, Ty	23-41	.561	0-0	.000	6-8	.750	52	5.2	81-177	.458	0-0	.000	30-51	.588	192	3.2
Desrosiers, Carson	35-83	.422	5-17	.294	17-30	.567	92	4.8	83-205	.405	10-35	.286	41-64	.641	217	4.3
Fields, Anthony	7-31	.226	1-11	.091	7-12	.583	22	1.4	7-31	.226	1-11	.091	7-12	.583	22	1.4
Green, Daniel	7-17	.412	0-0	.000	9-16	.563	23	1.4	7-17	.412	0-0	.000	9-16	.563	23	1.4
Godwin, Brooks	1-2	.500	0-0	.000	0-0	.000	2	0.7	2-7	.286	0-0	.000	1-4	.250	5	0.2
Keenan, Ryan	0-3	.000	0-1	.000	0-0	.000	0	0.0	2-10	.200	2-6	.333	0-0	.000	6	0.3
Ingle, Aaron	0-0	.000	0-0	.000	0-0	.000	0	0.0	1-2	.500	0-0	.000	1-2	.500	3	0.2

TOTALS	o-reb	d-reb	t-reb	pf	fo	ast	to	a/to	o-reb	d-reb	t-reb	pf	fo	ast	to	a/to
Harris, C.J.	12	49	61	47	0	46	50	0.9	27	197	224	208	3	195	200	1.0
McKie, Travis	44	84	128	43	0	19	47	0.4	124	251	375	111	1	50	110	0.5
Chennault, Tony	14	41	55	53	0	55	37	1.5	23	70	93	92	0	84	73	1.2
Mescheriakov, Nikita	10	68	78	61	2	29	33	0.9	26	94	120	123	3	43	67	0.6
Fischer, Chase	6	37	43	30	1	27	24	1.1	6	37	43	30	1	27	24	1.1
Walker, Ty	19	39	58	14	0	7	11	0.6	64	129	193	55	1	23	35	0.7
Desrosiers, Carson	19	76	95	51	2	17	17	1.0	46	148	194	110	2	39	44	0.9
Fields, Anthony	1	11	12	12	0	21	16	1.3	1	11	12	12	0	21	16	1.3
Green, Daniel	7	16	23	17	0	3	6	0.5	7	16	23	17	0	3	6	0.5
Godwin, Brooks	1	2	3	0	0	0	0	0.0	2	7	9	3	0	0	1	0.0
Keenan, Ryan	1	2	3	1	0	1	1	1.0	3	5	8	4	0	4	3	1.3
Ingle, Aaron	0	1	1	0	0	0	0	0.0	2	1	3	7	0	2	2	1.0

2011-12 POINTS-REBOUNDS-ASSISTS

Opponent	Date	Score		01	02	04	10	11	25	30
				CHENNAULT,	FIELDS,ANT	GREEN,DANI	FISCHER,CH	HARRIS,CJ	MESCHERIAK	MCKIE,TRAV
LOYOLA (MD.)	11/11/11	75-63	w	8-5-2	7-2-3	6-6-0	2-1-1	20-6-0	5-2-2	19-4-1
GEORGIA SOUTHERN	11/16/11	81-72	w	14-3-4	0-1-4	0-0-0	13-2-3	20-1-0	7-4-1	23-7-0
NC CENTRAL	11/20/11	93-79	w	13-3-6	3-2-2	1-4-0	10-2-5	22-1-4	15-4-3	25-7-2
vs Dayton	11/24/11	76-80	L	17-6-0	0-1-4	0-0-1	12-3-1	18-6-4	7-4-2	20-6-0
vs Arizona State	11-25-11	56-84	L	9-0-0	4-1-0	5-1-1	3-1-1	17-5-2	2-4-1	8-3-0
vs Texas Tech	11/27/11	70-61	w	14-3-2	0-0-0	0-3-0	3-3-2	20-2-5	9-6-2	20-9-0
at Nebraska	11/30/11	55-53	w	2-1-3	0-0-0	0-1-0	13-3-0	12-4-5	4-6-2	11-2-1
RICHMOND	12/03/11	62-70	L	8-2-2	2-0-2	0-1-0	2-1-2	18-6-1	4-4-1	25-7-2
at High Point	12/07/11	87-83	w	20-3-6	4-1-3	DNP	6-3-1	20-4-3	12-7-2	18-3-3
at Seton Hall	12/10/11	54-68	L	9-4-2	0-0-1	DNP	2-0-1	12-2-1	4-4-0	17-7-0
GARDNER-WEBB	12/18/11	67-59	w	9-3-3	0-0-2	2-0-0	11-5-2	18-2-2	0-1-3	15-7-1
UNC WILMINGTON	12/21/11	87-78	w	15-2-1	0-0-0	1-2-1	14-4-1	23-2-4	13-3-2	11-7-0
YALE	12/29/11	72-71	w	10-3-6	0-0-0	2-0-0	0-1-1	23-3-1	13-2-1	14-7-3
WOFFORD	01/02/12	52-56	L	11-3-2	0-1-0	2-1-0	2-4-1	DNP	6-3-3	25-6-1
VIRGINIA TECH	01/07/12	58-55	w	7-4-1	DNP	0-0-0	8-0-1	13-5-4	9-10-1	12-15-1
at Maryland	01/11/12	64-70	L	11-4-4	0-0-0	1-2-0	3-3-1	10-5-2	4-5-1	25-7-1
NC STATE	01/14/12	40-76	L	3-1-3	2-3-0	2-1-0	7-5-2	10-1-0	2-3-1	2-4-1
at Duke	01/19/12	73-91	L	13-3-2	DNP	1-1-0	5-1-1	20-3-3	12-4-0	16-10-1
at Boston College	1-21-12	71-56	w	9-2-6	DNP	0-0-0	13-1-0	15-3-5	6-2-1	20-10-1

Opponent	Date	Score		33	40	41	43	45
				DESROSIERS	WALKER,TY	GODWIN,BRO	INGLE,AARO	KEENAN,RYA
LOYOLA (MD.)	11/11/11	75-63	w	8-10-1	DNP	DNP	DNP	0-1-0
GEORGIA SOUTHERN	11/16/11	81-72	w	4-6-3	DNP	DNP	DNP	DNP
NC CENTRAL	11/20/11	93-79	w	4-4-1	DNP	DNP	DNP	DNP
vs Dayton	11/24/11	76-80	L	2-3-1	DNP	DNP	DNP	DNP
vs Arizona State	11-25-11	56-84	L	8-4-0	DNP	0-2-0	0-0-0	0-2-1
vs Texas Tech	11/27/11	70-61	w	4-4-0	DNP	DNP	DNP	DNP
at Nebraska	11/30/11	55-53	w	13-12-0	DNP	DNP	DNP	DNP
RICHMOND	12/03/11	62-70	L	3-1-1	DNP	DNP	DNP	DNP
at High Point	12/07/11	87-83	w	7-4-1	DNP	0-0-0	DNP	0-0-0
at Seton Hall	12/10/11	54-68	L	8-3-1	2-3-0	DNP	DNP	DNP
GARDNER-WEBB	12/18/11	67-59	w	0-5-1	12-9-0	DNP	DNP	DNP
UNC WILMINGTON	12/21/11	87-78	w	10-11-1	0-3-0	DNP	DNP	DNP
YALE	12/29/11	72-71	w	8-10-0	2-0-0	DNP	DNP	DNP
WOFFORD	01/02/12	52-56	L	0-2-1	6-12-3	DNP	0-1-0	DNP
VIRGINIA TECH	01/07/12	58-55	w	5-1-3	4-2-2	DNP	DNP	DNP
at Maryland	01/11/12	64-70	L	2-1-0	8-9-1	DNP	DNP	DNP
NC STATE	01/14/12	40-76	L	2-4-0	8-7-0	2-1-0	DNP	0-0-0
at Duke	01/19/12	73-91	L	2-2-1	4-2-0	DNP	DNP	0-0-0
at Boston College	1-21-12	71-56	w	2-8-1	6-11-1	DNP	DNP	0-0-0

## 2011-12 SEASON SCHEDULE & RESULTS

OVERALL: 11-8 / ACC: 2-3 / HOME: 7-3 / ROAD: 3-3 / NEUTRAL: 1-2

Date	WFU Rank	OPP Rank	Opponent	W/L	Score	Record	WFU High Scorer	OPP High Scorer	High Rebounds	High Assists	Attend.
N11	--	--	LOYOLA (MD.)	W	75-63	1-0	C.J. Harris 20	Dylon Cormier 13	Carson Desrosiers 10	Anthony Fields 3	6,022
N16	--	--	GEORGIA SOUTHERN	W	81-72	2-0	Travis McKie 23	Eric Ferguson 18 Jelani Hewitt 18	Travis McKie 7	Tony Chennault 4 Anthony Fields 4	6,719
N20	--	--	NC CENTRAL	W	93-79	3-0	<b>Travis McKie 25</b>	Ray Willis 23	Travis McKie 7	<b>Tony Chennault 6</b>	6,901
N24	--	--	vs. Dayton %	L	76-80	3-1	Travis McKie 20	Paul Williams 20	Tony Chennault 6 C.J. Harris 6 Travis McKie 6	Anthony Fields 4 C.J. Harris 4	3,537
N25	--	--	vs. Arizona State %	L	56-84	3-2	C.J. Harris 17	Keala King 25	C.J. Harris 5	C.J. Harris 2	3,680
N27	--	--	vs. Texas Tech %	W	70-62	4-2	C.J. Harris 20 Travis McKie 20	Jaron Nash 15 Javarez Willis 15	Travis McKie 9	C.J. Harris 5	1,728
N30	--	--	at Nebraska &	W	55-53	5-2	Carson Desrosiers 13 Chase Fischer 13	Bo Spencer 13	Carson Desrosiers 12	C.J. Harris 5	9,769
D3	--	--	RICHMOND	L	62-70	5-3	<b>Travis McKie 25</b>	Kendall Anthony 21	Travis McKie 7	Chennault, Fields, Fischer, McKie, Chase Fischer, Travis McKie 2 2 2 2	7,813
D7	--	--	at High Point	W	87-83	6-3	Tony Chennault 20 C.J. Harris 20	<b>Nick Barbour 35</b>	Nikita Mescheriakov 7	Tony Chennault 6	1,801
D10	--	--	at Seton Hall	L	54-68	6-4	Travis McKie 17	Herb Pope 26	Travis McKie 7	Tony Chennault 2	6,981
D18	--	--	GARDNER-WEBB	W	67-59	7-4	C.J. Harris 18	Tashan Newsome 24	Ty Walker 9	Tony Chennault 3 N. Mescheriakov 3	6,717
D21	--	--	UNC WILMINGTON	W	87-78	8-4	C.J. Harris 23	Adam Smith 32	Carson Desrosiers 11	C.J. Harris 4	7,586
D29	--	--	YALE	W	72-71	9-4	C.J. Harris 23	Greg Mangano 20	Carson Desrosiers 10	Tony Chennault 6	8,183
J2	--	--	WOFFORD	L	52-56	9-5	<b>Travis McKie 25</b>	Brad Loesing 17	Ty Walker 12	N. Mescheriakov 3 Ty Walker 3	6,342
J7	--	--	VIRGINIA TECH*	W	58-55	10-5, 1-0	C.J. Harris 13	Erick Green 19	<b>Travis McKie 15</b>	C.J. Harris 4	10,037
J11	--	--	at Maryland*	L	64-70	10-6, 1-1	<b>Travis McKie 25</b>	Terrell Stoglin 20	Ty Walker 9	Tony Chennault 4	13,357
J14	--	--	NC STATE*	L	40-76	10-7, 1-2	C.J. Harris 10	Lorenzo Brown 20	Ty Walker 7	Tony Chennault 3	<b>11,101</b>
J19	--	4/4	at Duke*	L	73-91	10-8, 1-3	C.J. Harris 20	Andre Dawkins 21	Travis McKie 10	C.J. Harris 3	9,314
J21	--	--	at Boston College*	W	71-56	11-8, 2-3	Travis McKie 20	Ryan Anderson 13	Ty Walker 11	Tony Chennault 6	4,986
J25	--	23/rv	FLORIDA STATE*		7:00						
J28	--	--	at Clemson*		12:00						
J31	--	7/8	NORTH CAROLINA*		9:00						
F4	--	--	at NC State*		1:00						
F8	--	15/17	at Virginia*		7:30						
F11	--	--	CLEMSON*		4:00						
F15	--	--	GEORGIA TECH*		7:30						
F18	--	--	at Miami*		1:00						
F25	--	--	BOSTON COLLEGE*		1:00						
F28	--	8/6	DUKE*		9:00						
M3	--	--	at Georgia Tech*		12:00						
M8-11			ACC Tournament #		TBD						

CAPS - home game

\* - ACC game

% - Old Spice Classic (Orlando, Fla.)

& - ACC/Big Ten Challenge

# - ACC Tournament at Atlanta, Ga. (Philips Arena)

Rank = Associated Press / Coaches (For teams played, ranking is at time of game; For future opponents, ranking is current.)

All times listed are Eastern Standard Time.

## SEASON STATISTICS BREAKDOWN

OVERALL STATISTICS		W-L: 11-8 / ACC: 2-3 / HOME: 7-3 / ROAD: 3-3 / NEUTRAL: 1-2																								
#	Player	GP	GS	Min	Avg	FG	FGA	Pct	3FG	FGA	Pct	FT	FTA	Pct	Off	Def	Tot	Avg	PF	FO	A	TO	Blk	Stl	Pts	Avg
11	Harris,C.J.	18	18	618	34.3	94	189	.497	29	60	.483	94	117	.803	12	49	61	3.4	47	0	46	50	0	21	311	17.3
30	McKie,Travis	19	19	660	34.7	117	234	.500	21	56	.375	71	98	.724	44	84	128	6.7	43	0	19	47	13	19	326	17.2
01	Chennault,Tony	19	19	575	30.3	75	175	.429	7	30	.233	45	71	.634	14	41	55	2.9	53	0	55	37	1	23	202	10.6
25	Mescheriakov,Nikita	19	19	463	24.4	41	119	.345	11	48	.229	41	59	.695	10	68	78	4.1	61	2	29	33	5	10	134	7.1
10	Fischer,Chase	19	1	521	27.4	40	110	.364	28	83	.337	21	25	.840	6	37	43	2.3	30	1	27	24	1	14	129	6.8
40	Walker,Ty	10	5	201	20.1	23	41	.561	0	0	.000	6	8	.750	19	39	58	5.8	14	0	7	11	29	3	52	5.2
33	Desrosiers,Carson	19	14	443	23.3	35	83	.422	5	17	.294	17	30	.567	19	76	95	5.0	51	2	17	17	47	9	92	4.8
02	Fields,Anthony	16	0	178	11.1	7	31	.226	1	11	.091	7	12	.583	1	11	12	0.8	12	0	21	16	0	5	22	1.4
04	Green,Daniel	17	0	115	6.8	7	17	.412	0	0	.000	9	16	.563	7	16	23	1.4	17	0	3	6	2	2	23	1.4
41	Godwin,Brooks	3	0	8	2.7	1	2	.500	0	0	.000	0	0	.000	1	2	3	1.0	0	0	0	0	0	0	2	0.7
43	Ingle,Aaron	2	0	7	3.5	0	0	.000	0	0	.000	0	0	.000	0	1	1	0.5	0	0	0	0	0	1	0	0.0
45	Keenan,Ryan	6	0	11	1.8	0	3	.000	0	1	.000	0	0	.000	1	2	3	0.5	1	0	1	1	0	0	0	0.0
TM	TEAM.....														30	34	64	3.4	0			3			0	
	Total.....	19				440	1004	.438	102	306	.333	311	436	.713	164	460	624	32.8	329	5	225	245	98	107	1293	68.1
	Opponents.....	19				472	1105	.427	130	398	.327	251	361	.695	237	462	699	36.8	385	15	233	251	83	120	1325	69.7

SCORE BY PERIODS	1ST	2ND	OT	TOTAL
Wake Forest	568	725	-	1293
Opponents	602	723	-	1325

ACC STATISTICS		W-L: 2-3 / HOME: 1-1 / ROAD: 1-2																								
#	Player	GP	GS	Min	Avg	FG	FGA	Pct	3FG	FGA	Pct	FT	FTA	Pct	Off	Def	Tot	Avg	PF	FO	A	TO	Blk	Stl	Pts	Avg
30	McKie,Travis	5	5	173	34.6	30	63	.476	5	15	.333	10	15	.667	17	29	46	9.2	12	0	5	15	3	2	75	15.0
11	Harris,C.J.	5	5	170	34.0	20	51	.392	5	15	.333	23	26	.885	3	14	17	3.4	11	0	14	16	0	4	68	13.6
01	Chennault,Tony	5	5	161	32.2	17	43	.395	2	8	.250	7	14	.500	3	11	14	2.8	11	0	16	9	0	5	43	8.6
10	Fischer,Chase	5	0	132	26.4	11	32	.344	8	23	.348	6	8	.750	0	10	10	2.0	7	0	5	7	0	0	36	7.2
25	Mescheriakov,Nikita	5	5	108	21.6	12	31	.387	1	13	.077	8	12	.667	3	21	24	4.8	18	1	4	9	2	3	33	6.6
40	Walker,Ty	5	5	122	24.4	12	25	.480	0	0	.000	6	8	.750	10	21	31	6.2	11	0	4	9	22	3	30	6.0
33	Desrosiers,Carson	5	0	82	16.4	5	17	.294	1	7	.143	2	2	1.000	5	11	16	3.2	12	1	5	2	11	3	13	2.6
41	Godwin,Brooks	1	0	1	1.0	1	1	1.000	0	0	.000	0	0	.000	1	0	1	1.0	0	0	0	0	0	0	2	2.0
02	Fields,Anthony	2	0	16	8.0	1	8	.125	0	2	.000	0	0	.000	1	2	3	1.5	1	0	0	2	0	0	2	1.0
04	Green,Daniel	5	0	29	5.8	1	3	.333	0	0	.000	2	4	.500	1	3	4	0.8	3	0	0	0	0	0	4	0.8
45	Keenan,Ryan	3	0	6	2.0	0	1	.000	0	1	.000	0	0	.000	0	0	0	0.0	0	0	0	0	0	0	0	0.0
TM	TEAM.....														8	11	19	3.8	0			1			0	
	Total.....	5				110	275	.400	22	84	.262	64	89	.719	52	133	185	37.0	86	2	53	70	38	20	306	61.2
	Opponents.....	5				125	305	.410	33	102	.324	65	94	.691	66	129	195	39.0	86	2	67	53	18	32	348	69.6

SCORE BY PERIODS	1ST	2ND	OT	TOTAL
Wake Forest	139	167	-	306
Opponents	168	180	-	348

NON-CONFERENCE STATISTICS		W-L: 9-5 / HOME: 6-2 / ROAD: 2-1 / NEUTRAL: 1-2																								
#	Player	GP	GS	Min	Avg	FG	FGA	Pct	3FG	FGA	Pct	FT	FTA	Pct	Off	Def	Tot	Avg	PF	FO	A	TO	Blk	Stl	Pts	Avg
11	Harris,C.J.	13	13	448	34.5	74	138	.536	24	45	.533	71	91	.780	9	35	44	3.4	36	0	32	34	0	17	243	18.7
30	McKie,Travis	14	14	487	34.8	87	171	.509	16	41	.390	61	83	.735	27	55	82	5.9	31	0	14	32	10	17	251	17.9
01	Chennault,Tony	14	14	414	29.6	58	132	.439	5	22	.227	38	57	.667	11	30	41	2.9	42	0	39	28	1	18	159	11.4
25	Mescheriakov,Nikita	14	14	355	25.4	29	88	.330	10	35	.286	33	47	.702	7	47	54	3.9	43	1	25	24	3	7	101	7.2
10	Fischer,Chase	14	1	389	27.8	29	78	.372	20	60	.333	15	17	.882	6	27	33	2.4	23	1	22	17	1	14	93	6.6
33	Desrosiers,Carson	14	14	361	25.8	30	66	.455	4	10	.400	15	28	.536	14	65	79	5.6	39	1	12	15	36	6	79	5.6
40	Walker,Ty	5	0	79	15.8	11	16	.688	0	0	.000	0	0	.000	9	18	27	5.4	3	0	3	2	7	0	22	4.4
04	Green,Daniel	12	0	86	7.2	6	14	.429	0	0	.000	7	12	.583	6	13	19	1.6	14	0	3	6	2	2	19	1.6
02	Fields,Anthony	14	0	162	11.6	6	23	.261	1	9	.111	7	12	.583	0	9	9	0.6	11	0	21	14	0	5	20	1.4
43	Ingle,Aaron	2	0	7	3.5	0	0	.000	0	0	.000	0	0	.000	0	1	1	0.5	0	0	0	0	0	1	0	0.0
45	Keenan,Ryan	3	0	5	1.7	0	2	.000	0	0	.000	0	0	.000	1	2	3	1.0	1	0	1	1	0	0	0	0.0
41	Godwin,Brooks	2	0	7	3.5	0	1	.000	0	0	.000	0	0	.000	0	2	2	1.0	0	0	0	0	0	0	0	0.0
TM	TEAM.....														22	23	45	3.2	0			2			0	
	Total.....	14				330	729	.453	80	222	.360	247	347	.712	112	327	439	31.4	243	3	172	175	60	87	987	70.5
	Opponents.....	14				347	800	.434	97	296	.328	186	267	.697	171	333	504	36.0	299	13	166	198	65	88	977	69.8

SCORE BY PERIODS	1ST	2ND	OT	TOTAL
Wake Forest	429	558	-	987
Opponents	434	543	-	977

HOME GAMES		W-L: 7-3 / ACC: 1-1 / NON-CONFERENCE: 6-2																								
#	Player	GP	GS	Min	Avg	FG	FGA	Pct	3FG	FGA	Pct	FT	FTA	Pct	Off	Def	Tot	Avg	PF	FO	A	TO	Blk	Stl	Pts	Avg
11	Harris,C.J.	9	9	317	35.2	50	97	.515	17	28	.607	50	67	.746	6	21	27	3.0	21	0	16	23	0	13	167	18.6
30	McKie,Travis	10	10	343	34.3	62	116	.534	11	25	.440	36	49	.735	26	45	71	7.1	27	0	12	29	7	11	171	17.1
01	Chennault,Tony	10	10	294	29.4	37	93	.398	3	14	.214	21	28	.750	8	21	29	2.9	28	0	30	24	0	13	98	9.8
25	Mescheriakov,Nikita	10	10	240	24.0	21	65	.323	7	27	.259	25	37	.676	5	31	36	3.6	35	2	18	17	4	4	74	7.4
10	Fischer,Chase	10	1	276	27.6	20	59	.339	12	40	.300	17	19	.895	5	20	25	2.5	13	1	19	17	1	10	69	6.9
40	Walker,Ty	6	2	120	20.0	15	24	.625	0	0	.000	2	2	1.000	12	21	33	5.5	2	0	5	4	10	2	32	5.3
33	Desrosiers,Carson	10	8	239	23.9	18	40	.450	2	7	.286	6	14	.429	12	42	54	5.4	24	0	12	9	30	2	44	4.4
41	Godwin,Brooks	1	0	1	1.0	1	1	1.000	0	0	.000	0	0	.000	1	0	1	1.0	0	0	0	0	0	0	2	2.0
04	Green,Daniel	10	0	64	6.4	5	12	.417	0	0	.000	6	10	.600	4	11	15	1.5	10	0	1	3	0	1	16	1.6
02	Fields,Anthony	9	0	96	10.7	4	21	.190	1	8	.125	5	10	.500	1	8	9	1.0	5	0	13	12	0	1	14	1.6
43	Ingle,Aaron	1	0	6																						

GAME #20 ■ WAKE FOREST VS. FLORIDA STATE ■ JAN. 25, 2012 ■ JOEL COLISEUM ■ WINSTON-SALEM, N.C.

SEASON STATISTICS BREAKDOWN

ROAD GAMES W-L: 3-3 / ACC: 1-2 / NON-CONFERENCE: 2-1

#	Player	GP	GS	Min	Avg	FG	FGA	Pct	3FG	FGA	Pct	FT	FTA	Pct	Off	Def	Tot	Avg	PF	FO	A	TO	Blk	Stl	Pts	Avg
30	McKie, Travis	6	6	218	36.3	41	82	.500	6	19	.316	19	28	.679	13	26	39	6.5	11	0	7	11	3	4	107	17.8
11	Harris, C.J.	6	6	196	32.7	29	55	.527	7	17	.412	24	28	.857	3	18	21	3.5	18	0	19	21	0	7	89	14.8
01	Chennault, Tony	6	6	204	34.0	22	52	.423	4	13	.308	16	28	.571	2	15	17	2.8	17	0	23	7	1	5	64	10.7
25	Mescheriakov, Nikita	6	6	142	23.7	15	32	.469	3	13	.231	9	14	.643	4	24	28	4.7	17	0	6	13	1	3	42	7.0
10	Fischer, Chase	6	0	158	26.3	14	35	.400	10	27	.370	4	6	.667	0	11	11	1.8	12	0	4	5	0	2	42	7.0
33	Desrosiers, Carson	6	3	143	23.8	12	29	.414	3	10	.300	7	9	.778	4	26	30	5.0	18	2	4	4	11	4	34	5.7
40	Walker, Ty	4	3	81	20.3	8	17	.471	0	0	.000	4	6	.667	7	18	25	6.3	12	0	2	7	19	1	20	5.0
02	Fields, Anthony	4	0	36	9.0	1	6	.167	0	3	.000	2	2	1.000	0	1	1	0.3	4	0	4	0	0	2	4	1.0
04	Green, Daniel	4	0	16	4.0	0	3	.000	0	0	.000	2	4	.500	2	2	4	1.0	3	0	0	1	0	0	2	0.5
45	Keenan, Ryan	3	0	4	1.3	0	0	.000	0	0	.000	0	0	.000	0	0	0	0.0	1	0	0	1	0	0	0	0.0
41	Godwin, Brooks	1	0	2	2.0	0	0	.000	0	0	.000	0	0	.000	0	0	0	0.0	0	0	0	0	0	0	0	0.0
TM	TEAM.....														8	12	20	3.3	0			0			0	
	Total.....	6				142	311	.457	33	102	.324	87	125	.696	43	153	196	32.7	113	2	69	70	35	28	404	67.3
	Opponents.....	6				145	347	.418	44	131	.336	87	134	.649	77	145	222	37.0	110	3	84	60	22	33	421	70.2

SCORE BY PERIODS

	1ST	2ND	OT	TOTAL
Wake Forest	182	222	--	404
Opponents	206	215	--	421

NEUTRAL SITE GAMES W-L: 1-2 / ACC: 0-0 / NON-CONFERENCE: 1-2

#	Player	GP	GS	Min	Avg	FG	FGA	Pct	3FG	FGA	Pct	FT	FTA	Pct	Off	Def	Tot	Avg	PF	FO	A	TO	Blk	Stl	Pts	Avg
11	Harris, C.J.	3	3	105	35.0	15	37	.405	5	15	.333	20	22	.909	3	10	13	4.3	8	0	11	6	0	1	55	18.3
30	McKie, Travis	3	3	99	33.0	14	36	.389	4	12	.333	16	21	.762	5	13	18	6.0	5	0	0	7	3	4	48	16.0
01	Chennault, Tony	3	3	77	25.7	16	30	.533	0	3	.000	8	15	.533	4	5	9	3.0	8	0	2	6	0	5	40	13.3
25	Mescheriakov, Nikita	3	3	81	27.0	5	22	.227	1	8	.125	7	8	.875	1	13	14	4.7	9	0	5	3	0	3	18	6.0
10	Fischer, Chase	3	0	87	29.0	6	16	.375	6	16	.375	0	0	.000	1	6	7	2.3	5	0	4	2	0	2	18	6.0
33	Desrosiers, Carson	3	3	61	20.3	5	14	.357	0	0	.000	4	7	.571	3	8	11	3.7	9	0	1	4	6	3	14	4.7
04	Green, Daniel	3	0	35	11.7	2	2	1.000	0	0	.000	1	2	.500	1	3	4	1.3	4	0	2	2	2	1	5	1.7
02	Fields, Anthony	3	0	46	15.3	2	4	.500	0	0	.000	0	0	.000	0	2	2	0.7	3	0	4	4	0	2	4	1.3
43	Ingle, Aaron	1	0	1	1.0	0	0	.000	0	0	.000	0	0	.000	0	0	0	0.0	0	0	0	0	0	0	0	0.0
45	Keenan, Ryan	1	0	3	3.0	0	2	.000	0	0	.000	0	0	.000	1	1	2	2.0	0	0	1	0	0	0	0	0.0
41	Godwin, Brooks	1	0	5	5.0	0	1	.000	0	0	.000	0	0	.000	0	2	2	2.0	0	0	0	0	0	0	0	0.0
TM	TEAM.....														3	1	4	1.3	0			0			0	
	Total.....	3				65	164	.396	16	54	.296	56	75	.747	22	64	86	28.7	51	0	30	34	11	21	202	67.3
	Opponents.....	3				83	170	.488	19	56	.339	40	50	.800	29	83	112	37.3	66	1	36	50	15	15	225	75.0

SCORE BY PERIODS

	1ST	2ND	OT	TOTAL
Wake Forest	88	114	--	202
Opponents	99	126	--	225

GAMES WON OVERALL: 11 / ACC: 2 / NON-CONFERENCE: 9 / HOME: 7 / ROAD: 3 / NEUTRAL: 1

#	Player	GP	GS	Min	Avg	FG	FGA	Pct	3FG	FGA	Pct	FT	FTA	Pct	Off	Def	Tot	Avg	PF	FO	A	TO	Blk	Stl	Pts	Avg
11	Harris, C.J.	11	11	379	34.5	63	110	.573	21	34	.618	59	77	.766	5	28	33	3.0	29	0	33	31	0	17	206	18.7
30	McKie, Travis	11	11	380	34.5	69	134	.515	14	32	.438	36	53	.679	28	50	78	7.1	23	0	13	25	9	12	188	17.1
01	Chennault, Tony	11	11	337	30.6	42	100	.420	5	18	.278	32	45	.711	8	24	32	2.9	29	0	40	21	1	16	121	11.0
25	Mescheriakov, Nikita	11	11	275	25.0	28	73	.384	9	30	.300	28	41	.683	7	40	47	4.3	34	1	20	20	4	6	93	8.5
10	Fischer, Chase	11	0	299	27.2	29	66	.439	20	50	.400	15	18	.833	3	22	25	2.3	20	1	17	13	1	10	93	8.5
33	Desrosiers, Carson	11	9	277	25.2	25	52	.481	5	13	.385	10	21	.476	11	64	75	6.8	23	0	12	12	29	5	65	5.9
40	Walker, Ty	5	2	92	18.4	10	20	.500	0	0	.000	4	4	1.000	10	15	25	5.0	4	0	3	6	10	2	24	4.8
02	Fields, Anthony	9	0	96	10.7	4	17	.235	1	7	.143	5	10	.500	0	6	6	0.7	6	0	14	7	0	4	14	1.6
04	Green, Daniel	10	0	61	6.1	3	8	.375	0	0	.000	6	10	.600	4	12	16	1.6	13	0	1	4	2	0	12	1.2
41	Godwin, Brooks	1	0	2	2.0	0	0	.000	0	0	.000	0	0	.000	0	0	0	0.0	0	0	0	0	0	0	0	0.0
45	Keenan, Ryan	3	0	2	0.7	0	0	.000	0	0	.000	0	0	.000	0	1	1	0.3	1	0	0	1	0	0	0	0.0
TM	TEAM.....														15	22	37	3.4	0			2			0	
	Total.....	11				273	580	.471	75	184	.408	195	279	.699	91	284	375	34.1	182	2	153	142	56	72	816	74.2
	Opponents.....	11				263	649	.405	71	235	.302	133	188	.707	136	259	395	35.9	236	12	130	159	49	73	730	66.4

SCORE BY PERIODS

	1ST	2ND	OT	TOTAL
Wake Forest	375	441	--	816
Opponents	316	414	--	730

GAMES LOST OVERALL: 8 / ACC: 3 / NON-CONFERENCE: 5 / HOME: 3 / ROAD: 3 / NEUTRAL: 2

#	Player	GP	GS	Min	Avg	FG	FGA	Pct	3FG	FGA	Pct	FT	FTA	Pct	Off	Def	Tot	Avg	PF	FO	A	TO	Blk	Stl	Pts	Avg
30	McKie, Travis	8	8	280	35.0	48	100	.480	7	24	.292	35	45	.778	16	34	50	6.3	20	0	6	22	4	7	138	17.3
11	Harris, C.J.	7	7	239	34.1	31	79	.392	8	26	.308	35	40	.875	7	21	28	4.0	18	0	13	19	0	4	105	15.0
01	Chennault, Tony	8	8	238	29.8	33	75	.440	2	12	.167	13	26	.500	6	17	23	2.9	24	0	15	16	0	7	81	10.1
40	Walker, Ty	5	3	109	21.8	13	21	.619	0	0	.000	2	4	.500	9	24	33	6.6	10	0	4	5	19	1	28	5.6
25	Mescheriakov, Nikita	8	8	188	23.5	13	46	.283	2	18	.111	13	18	.722	3	28	31	3.9	27	1	9	13	1	4	41	5.1
10	Fischer, Chase	8	1	222	27.8	11	44	.250	8	33	.242	6	7	.857	3	15	18	2.3	10	0	10	11	0	4	36	4.5
33	Desrosiers, Carson	8	5	166	20.8	10	31	.323	0	4	.000	7	9	.778	8	12	20	2.5	28	2	5	5	18	4	27	3.4
04	Green, Daniel	7	0	54	7.7	4	9	.444	0	0	.000	3	6	.500	3	4	7	1.0	4	0	2	2	0	2	11	1.6
02	Fields, Anthony	7	0	82	11.7	3	14	.214	0	4	.000	2	2	1.000	1	5	6	0.9	6	0	7	9	0	1	8	1.1
41	Godwin, Brooks	2	0	6	3.0	1	2	.500	0	0	.000	0	0	.000	1	2	3	1.5	0	0	0	0	0	0	2	1.0
45	Keenan, Ryan	3	0	9	3.0	0	3	.000	0	1	.000	0	0	.000	1	1	2	0.7	0	0	1	0	0	0	0	0.0
43	Ingle, Aaron	2	0	7	3.5	0	0	.000	0	0	.000	0	0	.000	0	1	1	0.5	0	0	0	0	0	1	0	0.0
TM	TEAM.....														15	12	27	3.4	0			1			0	
	Total.....	8																								

**GAME #20 ■ WAKE FOREST VS. FLORIDA STATE ■ JAN. 25, 2012 ■ JOEL COLISEUM ■ WINSTON-SALEM, N.C.**

**SEASON STATISTICS BREAKDOWN**

**WHEN STARTING THE GAME**

#	Player	GP	GS	Min	Avg	FG	FGA	Pct	3FG	FGA	Pct	FT	FTA	Pct	Off	Def	Tot	Avg	PF	FO	A	TO	Blk	Stl	Pts	Avg
11	Harris,C.J.	18	18	618	34.3	94	189	.497	29	60	.483	94	117	.803	12	49	61	3.4	47	0	46	50	0	21	311	17.3
30	McKie,Travis	19	19	660	34.7	117	234	.500	21	56	.375	71	98	.724	44	84	128	6.7	43	0	19	47	13	19	326	17.2
01	Chennault,Tony	19	19	575	30.3	75	175	.429	7	30	.233	45	71	.634	14	41	55	2.9	53	0	55	37	1	23	202	10.6
25	Mescheriakov,Nikita	19	19	463	24.4	41	119	.345	11	48	.229	41	59	.695	10	68	78	4.1	61	2	29	33	5	10	134	7.1
40	Walker,Ty	5	5	122	24.4	12	25	.480	0	0	.000	6	8	.750	10	21	31	6.2	11	0	4	9	22	3	30	6.0
33	Desrosiers,Carson	14	14	361	25.8	30	66	.455	4	10	.400	15	28	.536	14	65	79	5.6	39	1	12	15	36	6	79	5.6
10	Fischer,Chase	1	1	37	37.0	1	7	.143	0	5	.000	0	0	.000	1	3	4	4.0	1	0	1	4	0	0	2	2.0
	Total.....	19				370	815	.454	72	209	.344	272	381	.714	105	331	436	22.9	255	3	166	195	77	82	1084	57.1
	Opponents.....	19				360	794	.453	104	287	.362	184	261	.705	129	317	446	23.5	247	11	177	173	56	81	1008	53.1

**WHEN COMING OFF THE BENCH**

#	Player	GP	GS	Min	Avg	FG	FGA	Pct	3FG	FGA	Pct	FT	FTA	Pct	Off	Def	Tot	Avg	PF	FO	A	TO	Blk	Stl	Pts	Avg
10	Fischer,Chase	18	0	484	26.9	39	103	.379	28	78	.359	21	25	.840	5	34	39	2.2	29	1	26	20	1	14	127	7.1
40	Walker,Ty	5	0	79	15.8	11	16	.688	0	0	.000	0	0	.000	9	18	27	5.4	3	0	3	2	7	0	22	4.4
33	Desrosiers,Carson	5	0	82	16.4	5	17	.294	1	7	.143	2	2	1.000	5	11	16	3.2	12	1	5	2	11	3	13	2.6
02	Fields,Anthony	16	0	178	11.1	7	31	.226	1	11	.091	7	12	.583	1	11	12	0.8	12	0	21	16	0	5	22	1.4
04	Green,Daniel	17	0	115	6.8	7	17	.412	0	0	.000	9	16	.563	7	16	23	1.4	17	0	3	6	2	2	23	1.4
41	Godwin,Brooks	3	0	8	2.7	1	2	.500	0	0	.000	0	0	.000	1	2	3	1.0	0	0	0	0	0	0	2	0.7
43	Ingle,Aaron	2	0	7	3.5	0	0	.000	0	0	.000	0	0	.000	0	1	1	0.5	0	0	0	0	0	1	0	0.0
45	Keenan,Ryan	6	0	11	1.8	0	3	.000	0	1	.000	0	0	.000	1	2	3	0.5	1	0	1	1	0	0	0	0.0
TM	TEAM.....														30	34	64	3.4	0			3			0	
	Total.....	19				70	189	.370	30	97	.309	39	55	.709	59	129	188	9.9	74	2	59	50	21	25	209	11.0
	Opponents.....	19				112	311	.360	26	111	.234	67	100	.670	108	145	253	13.3	138	4	56	78	27	39	317	16.7

**FIRST HALF ONLY**

#	Player	GP	GS	Min	Avg	FG	FGA	Pct	3FG	FGA	Pct	FT	FTA	Pct	Off	Def	Tot	Avg	PF	FO	A	TO	Blk	Stl	Pts	Avg
30	McKie,Travis	19	19	328	17.3	59	118	.500	11	28	.393	26	37	.703	21	42	63	3.3	15	0	11	16	3	7	155	8.2
11	Harris,C.J.	18	18	309	17.2	41	91	.451	11	25	.440	43	55	.782	5	33	38	2.1	23	0	23	28	0	10	136	7.6
25	Mescheriakov,Nikita	19	19	238	12.5	26	67	.388	8	30	.267	17	25	.680	6	34	40	2.1	30	0	17	21	1	4	77	4.1
01	Chennault,Tony	19	19	297	15.6	27	87	.310	4	20	.200	10	20	.500	8	19	27	1.4	23	0	27	23	1	9	68	3.6
10	Fischer,Chase	19	1	238	12.5	17	43	.395	11	31	.355	7	9	.778	4	18	22	1.2	12	0	12	17	1	9	52	2.7
33	Desrosiers,Carson	19	14	224	11.8	16	43	.372	1	10	.100	9	13	.692	8	47	55	2.9	22	0	10	8	23	3	42	2.2
40	Walker,Ty	10	5	102	10.2	9	18	.500	0	0	.000	1	2	.500	6	19	25	2.5	5	0	7	5	16	1	19	1.9
02	Fields,Anthony	16	0	95	5.9	3	16	.188	1	6	.167	4	6	.667	0	6	6	0.4	5	0	7	11	0	4	11	0.7
04	Green,Daniel	17	0	63	3.7	4	11	.364	0	0	.000	0	0	.000	3	9	12	0.7	12	0	0	3	2	1	8	0.5
43	Ingle,Aaron	2	0	0	0.0	0	0	.000	0	0	.000	0	0	.000	0	0	0	0.0	0	0	0	0	0	0	0	0.0
45	Keenan,Ryan	6	0	2	0.3	0	0	.000	0	0	.000	0	0	.000	0	0	0	0.0	1	0	0	1	0	0	0	0.0
41	Godwin,Brooks	3	0	4	1.3	0	1	.000	0	0	.000	0	0	.000	0	1	1	0.3	0	0	0	0	0	0	0	0.0
TM	TEAM.....														11	18	29	1.5	0			1			0	
	Total.....	19				202	495	.408	47	150	.313	117	167	.701	72	246	318	16.7	148	0	114	134	47	48	568	29.9
	Opponents.....	19				223	553	.403	60	199	.302	96	146	.658	116	245	361	19.0	161	0	108	127	39	55	602	31.7

**SECOND HALF ONLY**

#	Player	GP	GS	Min	Avg	FG	FGA	Pct	3FG	FGA	Pct	FT	FTA	Pct	Off	Def	Tot	Avg	PF	FO	A	TO	Blk	Stl	Pts	Avg
11	Harris,C.J.	18	18	309	17.2	53	98	.541	18	35	.514	51	62	.823	7	16	23	1.3	24	0	23	22	0	11	175	9.7
30	McKie,Travis	19	19	332	17.5	58	116	.500	10	28	.357	45	61	.738	23	42	65	3.4	28	0	8	31	10	12	171	9.0
01	Chennault,Tony	19	19	278	14.6	48	88	.545	3	10	.300	35	51	.686	6	22	28	1.5	30	0	28	14	0	14	134	7.1
10	Fischer,Chase	19	1	283	14.9	23	67	.343	17	52	.327	14	16	.875	2	19	21	1.1	18	0	15	7	0	5	77	4.1
40	Walker,Ty	10	5	99	9.9	14	23	.609	0	0	.000	5	6	.833	13	20	33	3.3	9	0	0	6	13	2	33	3.3
25	Mescheriakov,Nikita	19	19	225	11.8	15	52	.288	3	18	.167	24	34	.706	4	34	38	2.0	31	0	12	12	4	6	57	3.0
33	Desrosiers,Carson	19	14	219	11.5	19	40	.475	4	7	.571	8	17	.471	11	29	40	2.1	29	0	7	9	24	6	50	2.6
04	Green,Daniel	17	0	52	3.1	3	6	.500	0	0	.000	9	16	.563	4	7	11	0.6	5	0	3	3	0	1	15	0.9
02	Fields,Anthony	16	0	83	5.2	4	15	.267	0	5	.000	3	6	.500	1	5	6	0.4	7	0	14	5	0	1	11	0.7
41	Godwin,Brooks	3	0	4	1.3	1	1	1.000	0	0	.000	0	0	.000	1	1	2	0.7	0	0	0	0	0	0	2	0.7
43	Ingle,Aaron	2	0	7	3.5	0	0	.000	0	0	.000	0	0	.000	0	1	1	0.5	0	0	0	0	0	1	0	0.0
45	Keenan,Ryan	6	0	9	1.5	0	3	.000	0	1	.000	0	0	.000	1	2	3	0.5	0	0	1	0	0	0	0	0.0
TM	TEAM.....														19	16	35	1.8	0			2			0	
	Total.....	19				238	509	.468	55	156	.353	194	269	.721	92	214	306	16.1	181	0	111	111	51	59	725	38.2
	Opponents.....	19				249	552	.451	70	199	.352	155	215	.721	121	217	338	17.8	224	1	125	124	44	65	723	38.1

## INDIVIDUAL & TEAM SUPERLATIVES

INDIVIDUAL	WAKE FOREST	OPPONENT
<b>Points scored</b>	25, 4 times (last: Travis McKie at Maryland, 1.11)	35, Nick Barbour of High Point (12.7)
<b>*Points scored/half</b>	18 (2nd), C.J. Harris vs. NC Central (11.20)	27 (2nd), Adam Smith of UNC Wilmington (12.21)
<b>Offensive rebounds</b>	6, Travis McKie vs. Virginia Tech (1.7)	6, 4 times (last: Ryan Kelly of Duke, 1.19)
<b>Defensive rebounds</b>	12, Carson Desrosiers at Nebraska (11.30)	11, Herb Pope of Seton Hall (12.10)
<b>Total rebounds</b>	15, Travis McKie vs. Virginia Tech (1.7)	14, Herb Pope of Seton Hall (12.10)
<b>Field goals</b>	10, Travis McKie vs. Richmond (12.3)	12, Nick Barbour of High Point (12.7) 12, Adam Smith of UNC Wilmington (12.21)
<b>Field goal attempts</b>	18, Travis McKie at Boston College (1.21)	22, Adam Smith of UNC Wilmington (12.21)
<b>Field goal percentage (min. 5 made)</b>	.727 (8-11), C.J. Harris vs. NC Central (11.20)	.889 (8-9), Herb Pope of Seton Hall (12.10)
<b>Field goal percentage (min. 10 made)</b>	.588 (10-17), Travis McKie vs. Richmond (12.3)	.667 (12-18), Nick Barbour of High Point (12.7)
<b>3-Point field goals</b>	4, 4 times (last: Travis McKie at Maryland, 1.11)	7, 3 times (last: Andre Dawkins of Duke, 1.19)
<b>3-Point field goal attempts</b>	8, Chase Fischer vs. UNC Wilmington (12.21) 8, Nikita Mescheriakov vs. UNC Wilmington (12.21)	12, Adam Smith of UNC Wilmington (12.21) 12, Andre Dawkins of Duke (1.19)
<b>3-Point FG percentage (min. 4 made)</b>	.800 (4-5), Travis McKie vs. NC Central (11.20) .800 (4-5), C.J. Harris at High Point (12.7)	.714 (5-7), Jelani Hewitt of Georgia Southern (11.16)
<b>Free throws</b>	13, C.J. Harris vs. UNC Wilmington (12.21)	11, Ray Willis of NC Central (11.20)
<b>Free throw attempts</b>	14, C.J. Harris vs. UNC Wilmington (12.21)	14, Herb Pope of Seton Hall (12.10)
<b>Free throw percentage (min. 6 made)</b>	1.000 (6-6), 4 times (last: C.J. Harris at Duke, 1.19)	1.000 (6-6), J'hared Hall of Loyola (11.11)
<b>Assists</b>	6, 4 times (last: Tony Chennault at Boston College, 1.21)	8, Shay Shine of High Point (12.7) 8, Tyler Thornton of Duke (1.19)
<b>Steals</b>	4, Tony Chennault vs. Georgia Southern (11.16) 4, C.J. Harris vs. Georgia Southern (11.16)	4, Ben Drayton of Georgia Southern (11.16) 4, Lorenzo Brown of NC State (1.14)
<b>Turnovers</b>	5, 4 times (last: C.J. Harris at Duke, 1.19)	7, Ray Willis of NC Central (11.20)
<b>Blocked shots</b>	8, Carson Desrosiers vs. Loyola (11.11) 8, Ty Walker at Maryland (1.11)	5, Darius Garrett of Richmond (12.3)
<b>Minutes played (regulation game)</b>	39, 4 times (last: Chennault & McKie at Maryland, 1.11)	40, 3 times (last: K. Giltner & B. Loesing of Wofford, 1.2)

TEAM	WF HIGH	WF LOW	OPP HIGH	OPP LOW
<b>Points scored</b>	93 vs. NC Central (11.20)	40 vs. NC State (1.14)	91 by Duke (1.19)	53 by Nebraska (11.30)
<b>*Points in one half</b>	58 (2nd) vs. NC Central (11.20)	17 (1st) vs. NC State (1.14)	51 (2nd) by UNC Wilmington (12.21)	23 (1st) by Georgia Southern (11.16)
<b>Victory margin</b>	15 (71-56) at Boston College (1.21)	1 (72-71) vs. Yale (12.29)	36 (76-40) by NC State (1.14)	4 (80-76) by Dayton (11.24) 4 (56-52) by Wofford (1.2)
<b>Field goals</b>	34 vs. NC Central (11.20)	16 vs. NC State (1.14)	32 by Arizona State (11.25) 32 by Duke (1.19)	19 by Boston College (1.21)
<b>Field goal attempts</b>	61 vs. Dayton (11.24)	46 vs. Wofford (1.2)	67 by NC State (1.14)	47 by Seton Hall (12.10)
<b>Field goal percentage</b>	.583 (28-48) at High Point (12.7)	.291 (16-55) vs. NC State (1.14)	.593 (32-54) by Arizona State (11.25)	.311 (19-61) by Boston College (1.21)
<b>*Single-half FG %</b>	.700 (14-20, 2nd) at High Point (12.7)	.250 (6-24, 1st) vs. NC State (1.14)	.636 (14-22) by Duke (1.19)	.241 (7-29, 2nd) by Maryland (1.11)
<b>3-Point field goals</b>	13 at High Point (12.7)	1 vs. Wofford (1.2)	15 by High Point (12.7)	1 by Loyola (11.11)
<b>3-Point FG attempts</b>	23 vs. Georgia Southern (11.16)	6 vs. Richmond (12.3)	34 by High Point (12.7)	14 by Loyola (11.11)
<b>3-Point FG percentage</b>	.706 (12-17) vs. NC Central (11.20)	.100 (1-10) vs. Wofford (1.2) .100 (2-20) vs. NC State (1.14)	.478 (11-23) by Duke (1.19)	.071 (1-14) by Loyola (11.11)
<b>Free throws</b>	33 vs. UNC Wilmington (12.21)	6 vs. NC State (1.14)	25 by NC Central (11.20)	3 by Nebraska (11.30) 3 by Virginia Tech (1.7)
<b>Free throw attempts</b>	46 vs. Loyola (11.11)	8 vs. NC State (1.14)	37 by Maryland (1.11)	4 by Nebraska (11.30)
<b>Free throw percentage</b>	.938 (15-16) vs. Richmond (12.3)	.478 (22-46) vs. Loyola (11.11)	.893 (25-28) by NC Central (11.20)	.333 (5-15) by Wofford (1.2)
<b>Offensive rebounds</b>	13 vs. Virginia Tech (1.7)	2 at Nebraska (11.30)	21 by Maryland (1.11)	5 by Arizona State (11.25)
<b>Defensive rebounds</b>	37 vs. Loyola (11.11)	18 at Duke (1.19)	31 by Arizona State (11.25) 31 by NC State (1.14)	20 by Richmond (12.3) 20 by High Point (12.7)
<b>Total rebounds</b>	42 vs. Virginia Tech (1.7) 42 at Boston College (1.21)	24 vs. Arizona State (11.25)	45 by Loyola (11.11) 45 by Maryland (1.11)	29 by Richmond (12.3)
<b>Rebound margin</b>	+11 (42-31) vs. Virginia Tech (1.7)		+12 (43-31) by Dayton (11.24) +12 (36-24) by Arizona State (11.25)	
<b>Personal fouls</b>	28 at Maryland (1.11)	9 at Nebraska (11.30) 9 vs. NC State (1.14)	34 by Loyola (11.11)	12 by NC State (1.14)
<b>DQs</b>	2 vs. Loyola (11.11)	0, 14 times (last: at BC, 1.21)	4 by Loyola (11.11)	0, 10 times (last: by Boston Coll., 1.21)
<b>Assists</b>	23 vs. NC Central (11.20)	6 vs. Arizona State (11.25) 6 at Seton Hall (12.10)	21 by High Point (12.7)	8 by Richmond (12.3) 8 by Gardner-Webb (12.18)
<b>Turnovers</b>	17 vs. Loyola (11.11) 17 vs. NC State (1.14)	9 vs. UNC Wilmington (12.21)	22 by Georgia Southern (11.16)	7 by Seton Hall (12.10)
<b>Blocked shots</b>	11 at Maryland (1.11)	2, 5 times (last: vs. GWU, 12.18)	7 by NC Central (11.20)	1 by Duke (1.19)
<b>Steals</b>	12 vs. Georgia Southern (11.16)	1 at Maryland (1.11)	11 by Gardner-Webb (12.18) 11 by NC State (1.14)	2 by Boston College (1.21)
<b>Double-figure scorers</b>	6 vs. UNC Wilmington (12.21)	1 vs. Arizona State (11.25) 1 vs. NC State (1.14)	5 by Dayton (11.24)	1 by Gardner-Webb (12.18)
<b>Players to score</b>	10 vs. NC State (1.14)	6, 6 times (last: vs. Wofford, 1.2)	10 by Gardner-Webb (12.18)	6, 4 times (last: by Boston Coll., 1.21)

\* Does not include overtime periods

## WAKE FOREST GAME-BY-GAME STATISTICS

Opponent	Date	Score	W/L	FG-FGA		3-PTRS		FT-FTA		REBOUNDS				PF	A	TO	Blk	Stl	Pts	Avg
				Pct		3FG-FGA	Pct	Pct		Off	Def	Tot	Avg							
LOYOLA (MD.)	11/11/11	75-63	W	24-49	.490	5-13	.385	22-46	.478	12	27	39	39.0	22	10	17	9	4	75	75.0
GEORGIA SOUTHERN	11/16/11	81-72	W	24-56	.429	6-23	.261	27-34	.794	8	22	30	34.5	16	15	15	6	12	81	78.0
NC CENTRAL	11/20/11	93-79	W	34-59	.576	12-17	.706	13-20	.650	8	20	28	32.3	23	23	10	2	7	93	83.0
vs Dayton	11/24/11	76-80	L	26-61	.426	9-22	.409	15-20	.750	9	22	31	32.0	19	13	12	4	8	76	81.2
vs Arizona State	11-25-11	56-84	L	18-52	.346	2-15	.133	18-26	.692	5	19	24	30.4	16	6	10	2	5	56	76.2
vs Texas Tech	11/27/11	70-61	W	21-51	.412	5-17	.294	23-29	.793	8	23	31	30.5	16	11	12	5	8	70	75.2
at Nebraska	11/30/11	55-53	W	21-47	.447	6-18	.333	7-11	.636	2	28	30	30.4	9	11	10	2	3	55	72.3
RICHMOND	12/03/11	62-70	L	22-53	.415	3-6	.500	15-16	.938	12	17	29	30.3	20	11	14	5	4	62	71.0
at High Point	12/07/11	87-83	W	28-48	.583	13-22	.591	18-24	.750	3	26	29	30.1	19	19	13	4	8	87	72.8
at Seton Hall	12/10/11	54-68	L	19-48	.396	2-16	.125	14-22	.636	8	20	28	29.9	20	6	10	2	2	54	70.9
GARDNER-WEBB	12/18/11	67-59	W	26-53	.491	5-12	.417	10-15	.667	10	25	35	30.4	16	14	15	2	6	67	70.5
UNC WILMINGTON	12/21/11	87-78	W	24-53	.453	6-21	.286	33-43	.767	12	25	37	30.9	17	10	9	3	7	87	71.9
YALE	12/29/11	72-71	W	25-53	.472	5-10	.500	17-24	.708	7	25	32	31.0	15	12	14	7	8	72	71.9
WOFFORD	01/02/12	52-56	L	18-46	.391	1-10	.100	15-17	.882	8	28	36	31.4	15	11	14	7	5	52	70.5
VIRGINIA TECH	01/07/12	58-55	W	20-52	.385	8-18	.444	10-13	.769	13	29	42	32.1	12	13	16	6	3	58	69.7
at Maryland	01/11/12	64-70	L	25-56	.446	5-17	.294	9-13	.692	10	27	37	32.4	28	10	12	11	1	64	69.3
NC STATE	01/14/12	40-76	L	16-55	.291	2-20	.100	6-8	.750	9	25	34	32.5	9	7	17	5	2	40	67.6
at Duke	01/19/12	73-91	L	23-53	.434	3-16	.188	24-35	.686	12	18	30	32.3	20	8	14	6	8	73	67.9
at Boston College	01/21/12	71-56	W	26-59	.441	4-13	.308	15-20	.750	8	34	42	32.8	17	15	11	10	6	71	68.1
<b>Wake Forest</b>		<b>1293</b>		<b>440-1004</b>	<b>.438</b>	<b>102-306</b>	<b>.333</b>	<b>311-436</b>	<b>.713</b>	<b>164</b>	<b>460</b>	<b>624</b>	<b>32.8</b>	<b>329</b>	<b>225</b>	<b>245</b>	<b>98</b>	<b>107</b>	<b>1293</b>	<b>68.1</b>
<b>Opponents</b>		<b>1325</b>		<b>472-1105</b>	<b>.427</b>	<b>130-398</b>	<b>.327</b>	<b>251-361</b>	<b>.695</b>	<b>237</b>	<b>462</b>	<b>699</b>	<b>36.8</b>	<b>385</b>	<b>233</b>	<b>251</b>	<b>83</b>	<b>120</b>	<b>1325</b>	<b>69.7</b>

## OPPONENT GAME-BY-GAME STATISTICS

Opponent	Date	Score	W/L	FG-FGA		3-PTRS		FT-FTA		REBOUNDS				PF	A	TO	Blk	Stl	Pts	Avg
				Pct		3FG-FGA	Pct	Pct		Off	Def	Tot	Avg							
LOYOLA (MD.)	11/11/11	75-63	W	22-63	.349	1-14	.071	18-26	.692	19	26	45	45.0	34	10	18	6	6	63	63.0
GEORGIA SOUTHERN	11/16/11	81-72	W	28-57	.491	7-19	.368	9-13	.692	9	26	35	40.0	26	16	22	5	6	72	67.5
NC CENTRAL	11/20/11	93-79	W	23-53	.434	8-22	.364	25-28	.893	13	21	34	38.0	18	9	17	7	7	79	71.3
vs Dayton	11/24/11	76-80	L	28-63	.444	9-28	.321	15-17	.882	15	28	43	39.2	19	14	18	6	3	80	73.5
vs Arizona State	11-25-11	56-84	L	32-54	.593	7-18	.389	13-16	.813	5	31	36	38.6	22	13	15	5	5	84	75.6
vs Texas Tech	11/27/11	70-61	W	23-53	.434	3-10	.300	12-17	.706	9	24	33	37.7	25	9	17	4	7	61	73.2
at Nebraska	11/30/11	55-53	W	22-57	.386	6-23	.261	3-4	.750	8	25	33	37.0	13	14	8	6	5	53	70.3
RICHMOND	12/03/11	62-70	L	22-45	.489	7-16	.438	19-25	.760	9	20	29	36.0	20	8	12	6	3	70	70.2
at High Point	12/07/11	87-83	W	28-63	.444	15-34	.441	12-22	.545	15	20	35	35.9	19	21	11	3	7	83	71.7
at Seton Hall	12/10/11	54-68	L	23-47	.489	4-15	.267	18-30	.600	9	24	33	35.6	18	10	7	3	7	68	71.3
GARDNER-WEBB	12/18/11	67-59	W	21-57	.368	6-23	.261	11-17	.647	13	21	34	35.5	19	8	14	2	11	59	70.2
UNC WILMINGTON	12/21/11	87-78	W	27-61	.443	10-25	.400	14-19	.737	13	22	35	35.4	30	11	15	3	7	78	70.8
YALE	12/29/11	72-71	W	27-66	.409	5-22	.227	12-18	.667	17	26	43	36.0	20	10	15	5	8	71	70.8
WOFFORD	01/02/12	52-56	L	21-61	.344	9-27	.333	5-15	.333	17	19	36	36.0	16	13	9	4	6	56	69.8
VIRGINIA TECH	01/07/12	58-55	W	23-58	.397	6-22	.273	3-6	.500	9	22	31	35.7	14	10	10	4	7	55	68.8
at Maryland	01/11/12	64-70	L	21-60	.350	4-15	.267	24-37	.649	21	24	45	36.2	16	10	9	5	3	70	68.9
NC STATE	01/14/12	40-76	L	30-67	.448	8-21	.381	8-10	.800	12	31	43	36.6	12	18	9	4	11	76	69.3
at Duke	01/19/12	73-91	L	32-59	.542	11-23	.478	16-23	.696	13	26	39	36.8	26	17	13	1	9	91	70.5
at Boston College	01/21/12	71-56	W	19-61	.311	4-21	.190	14-18	.778	11	26	37	36.8	18	12	12	4	2	56	69.7
<b>Opponents</b>		<b>1325</b>		<b>472-1105</b>	<b>.427</b>	<b>130-398</b>	<b>.327</b>	<b>251-361</b>	<b>.695</b>	<b>237</b>	<b>462</b>	<b>699</b>	<b>36.8</b>	<b>385</b>	<b>233</b>	<b>251</b>	<b>83</b>	<b>120</b>	<b>1325</b>	<b>69.7</b>
<b>Wake Forest</b>		<b>1293</b>		<b>440-1004</b>	<b>.438</b>	<b>102-306</b>	<b>.333</b>	<b>311-436</b>	<b>.713</b>	<b>164</b>	<b>460</b>	<b>624</b>	<b>32.8</b>	<b>329</b>	<b>225</b>	<b>245</b>	<b>98</b>	<b>107</b>	<b>1293</b>	<b>68.1</b>

## MISCELLANEOUS STATISTICS

Attendance	G	Total	Avg.
Home	10	77,421	7,743
Away	6	46,208	7,702
Neutral	3	8,945	2,982
Total	19	132,574	6,978

Miscellaneous	Wake	Opp
Opening tips controlled	11	8
3-second violations	1	2
5-second violations	2	0
10-second violations	0	0
Backcourt violations	0	0
Lane violations	2	1
Defensive goal tending	5	5
Offensive goal tending	0	0
Shot clock expired	8	4
Technical fouls	0	0
Flagrant 1 fouls	0	3
Flagrant 2 fouls (ejected)	1	0

DOUBLE-DOUBLES	2011-12	Career
Travis McKie	3	10
Carson Desrosiers	2	2
WAKE FOREST	5	12
OPPONENTS	8	

DOUBLE-FIGURE SCORING	2011-12	Career
C.J. Harris	18	55
Travis McKie	17	41
Tony Chennault	10	12
Chase Fischer	6	6
Nikita Mescheriakov	5	7
Carson Desrosiers	2	4
Ty Walker	1	3
WAKE FOREST	59	128
OPPONENTS	61	

20-POINT SCORING GAMES	2011-12	Career
Travis McKie	8	13
C.J. Harris	8	10
Tony Chennault	1	1
WAKE FOREST	17	24
OPPONENTS	14	

30-POINT SCORING GAMES	2011-12	Career
None		
WAKE FOREST	0	0
OPPONENTS	2	

DOUBLE-FIGURE REBOUNDS	2011-12	Career
Carson Desrosiers	4	4
Travis McKie	3	12
Ty Walker	2	2
Nikita Mescheriakov	1	1
WAKE FOREST	10	19
OPPONENTS	10	

DOUBLE-FIGURE ASSISTS	2011-12	Career
None		
WAKE FOREST	0	0
OPPONENTS	1	

8+ ASSIST GAMES	2011-12	Career
C.J. Harris	0	1
WAKE FOREST	0	1
OPPONENTS	2	

5+ ASSIST GAMES	2011-12	Career
Tony Chennault	4	4
C.J. Harris	3	11
WAKE FOREST	7	15
OPPONENTS	8	

5+ BLOCK GAMES	2011-12	Career
Ty Walker	2	8
Carson Desrosiers	1	4
WAKE FOREST	3	12
OPPONENTS	1	

GAMES LED WAKE IN SCORING	2011-12	Career
C.J. Harris	10	19
Travis McKie	9	23
Tony Chennault	1	1
Carson Desrosiers	1	1
Chase Fischer	1	1
Nikita Mescheriakov	0	1

GAMES LED WAKE IN REBOUNDING	2011-12	Career
Travis McKie	8	31
Ty Walker	5	8
Carson Desrosiers	4	5
C.J. Harris	2	3
Tony Chennault	1	1
Nikita Mescheriakov	1	1

GAMES LED WAKE IN ASSISTS	2011-12	Career
Tony Chennault	10	15
C.J. Harris	7	30
Anthony Fields	4	4
Nikita Mescheriakov	2	2
Travis McKie	1	2
Chase Fischer	1	1
Ty Walker	1	1
Carson Desrosiers	0	1

DUNKS	2010-11	Career
Travis McKie	12	35
Ty Walker	7	21
Carson Desrosiers	3	8
C.J. Harris	2	6
Nikita Mescheriakov	1	2
Daniel Green	1	1
WAKE FOREST	26	89
OPPONENTS	21	

CHARGES DRAWN	2011-12	Career
Travis McKie	6	10
Nikita Mescheriakov	6	6
C.J. Harris	4	5
Tony Chennault	3	4
Ryan Keenan	2	4
Chase Fischer	1	1
Ty Walker	0	2
WAKE FOREST	22	32
OPPONENTS	16	

4-POINT PLAYS	2011-12	Career
C.J. Harris	0-0	1-1
WAKE FOREST	0-0	1-1
OPPONENTS	0-0	

3-POINT PLAYS	2011-12	Career
Travis McKie	12-15	24-30
Tony Chennault	7-8	10-13
C.J. Harris	6-6	13-14
Carson Desrosiers	2-2	7-7
Chase Fischer	2-2	2-2
Nikita Mescheriakov	2-3	3-4
Ty Walker	0-1	1-2
WAKE FOREST	31-37	60-72
Opponents	21-29	

FREE THROWS - LAST 5 MINUTES	2011-12	Career
C.J. Harris	28-34	91-112
Tony Chennault	18-30	23-36
Travis McKie	14-21	40-52
Chase Fischer	12-14	12-14
Daniel Green	5-10	5-10
Carson Desrosiers	4-5	7-8
Nikita Mescheriakov	5-7	5-9
Ty Walker	0-0	8-12
Brooks Godwin	0-0	1-2
Aaron Ingle	0-0	1-2
WAKE FOREST	86-121	193-257
OPPONENTS	65-85	

TECHNICAL FOUL FREE THROWS	2011-12	Career
C.J. Harris	0-0	12-16
WAKE FOREST	0-0	12-16
OPPONENTS	0-0	

TECHNICAL FOULS	2011-12	Career
Nikita Mescheriakov	0	1
Bench	0	0
WAKE FOREST	0	1
OPPONENTS	0	

GAMES MISSED BECAUSE OF INJURY/ILLNESS	2011-12	Career
Spencer Jennings	16	16
Aaron Ingle	3	4
Daniel Green	2	2
C.J. Harris	1	1
Tony Chennault	0	17
Brooks Godwin	0	3
Carson Desrosiers	0	1

**LARGEST WFU LEAD**  
19, 56-37 vs. Yale (12/29/11)

**LARGEST HALFTIME LEAD**  
11, 34-23 vs. Georgia Southern (11/16/11)

**LARGEST WFU DEFICIT**  
39, 35-74 vs. NC State (1/14/12)

**LARGEST HALFTIME DEFICIT**  
19, 21-40 vs. Arizona State (11/25/11)

**LARGEST DEFICIT OVERCOME FOR VICTORY**  
8, 11-19 at Nebraska (11/30/11)

**LARGEST HALFTIME DEFICIT OVERCOME FOR VICTORY**  
3, 30-33 vs. Gardner-Webb (12/18/11)

**LARGEST LEAD BLOWN IN LOSS**  
6, 61-55 vs. Dayton (11/24/11)

**LARGEST HALFTIME LEAD BLOWN IN LOSS**  
None

**MOST PLAYERS TO SCORE**  
10, vs. NC State (1/14/12)

**FEWEST PLAYERS TO SCORE**  
6, vs. Georgia Southern (11/16/11)  
6, vs. Dayton (11/24/11)  
6, vs. Texas Tech (11/27/11)  
6, at Nebraska (11/30/11)  
6, vs. Gardner-Webb (12/18/11)  
6, vs. Wofford (1/2/12)

**MOST PLAYERS IN DOUBLE FIGURES**  
6, vs. UNC Wilmington (12/21/11)

**FEWEST PLAYERS IN DOUBLE FIGURES**  
1, vs. Arizona State (11/25/11)  
1, vs. NC State (1/14/12)

### STARTING LINEUPS & RECORDS

Guard	Guard	Forward	Forward	Center	W-L
Chennault	Harris	McKie	Mescheriakov	Desrosiers	9-4
Chennault	Fischer	McKie	Mescheriakov	Desrosiers	0-1
Chennault	Harris	McKie	Mescheriakov	Walker	2-3

## LEADS, RUNS & SPECIALITY STATS

Date	Opponent	W/L	Score	Largest Lead		Ties	LC	Biggest Run		Paint		Off TOs		2nd Chance		Fastbreak		Bench	
				WF	Opp			WF	Opp	WF	Opp	WF	Opp	WF	Opp	WF	Opp	WF	Opp
11/11/11	Loyola (Md.)	W	75-63	13	0	1	0	10	4	32	32	11	18	14	21	8	8	15	34
11/16/11	Ga. Southern	W	81-72	15	3	0	1	11	6	36	28	29	6	10	9	16	13	13	11
11/20/11	NC Central	W	93-79	18	4	4	4	9	7	34	22	23	11	4	16	16	2	14	16
11/24/11	vs. Dayton	L	76-80	6	7	12	14	8	7	28	32	26	14	7	16	8	2	12	10
11/25/11	vs. Arizona State	L	56-84	0	33	0	0	4	9	24	38	11	16	2	8	4	10	12	22
11/27/11	vs. Texas Tech	W	70-61	17	3	5	5	11	10	28	32	19	17	8	13	10	6	3	24
11/30/11	at Nebraska	W	55-53	3	8	9	7	5	5	20	30	8	15	0	4	0	2	13	19
12/3/11	Richmond	L	62-70	0	23	1	0	7	11	32	26	14	18	16	9	6	8	4	23
12/7/11	at High Point	W	87-83	15	3	2	2	9	10	28	22	19	18	7	19	4	0	10	3
12/10/11	at Seton Hall	L	54-68	2	16	4	6	5	9	26	36	5	11	3	6	4	13	4	3
12/18/11	Gardner-Webb	W	67-59	11	3	3	13	6	8	34	24	14	15	12	7	12	9	25	17
12/21/11	UNC Wilmington	W	87-78	11	5	2	3	12	11	32	28	19	17	15	14	2	6	15	13
12/29/11	Yale	W	72-71	19	0	0	0	9	8	37	30	13	16	4	16	20	11	4	12
1/2/12	Wofford	L	52-56	3	13	1	5	6	9	30	18	10	9	7	16	8	0	8	11
1/7/12	Virginia Tech	W	58-55	13	1	3	2	7	7	22	22	7	20	5	9	9	10	13	8
1/11/12	at Maryland	L	64-70	3	18	3	6	6	9	34	26	10	13	11	17	4	6	6	32
1/14/12	NC State	L	40-76	0	39	0	0	6	9	24	26	6	26	10	6	0	22	15	10
1/19/12	at Duke	L	73-91	2	26	1	3	4	8	34	28	17	15	9	18	15	7	8	43
1/21/12	at Boston Coll.	W	71-56	17	0	0	0	8	6	40	24	15	8	11	1	4	2	15	6
1/25/12	Florida State																		
1/28/12	at Clemson																		
1/31/12	North Carolina																		
2/4/12	at NC State																		
2/8/12	at Virginia																		
2/11/12	Clemson																		
2/15/12	Georgia Tech																		
2/18/12	at Miami																		
2/25/12	Boston College																		
2/28/12	Duke																		
3/3/12	at Georgia Tech																		
<b>SEASON TOTALS</b>										<b>575</b>	<b>524</b>	<b>276</b>	<b>283</b>	<b>155</b>	<b>225</b>	<b>150</b>	<b>137</b>	<b>209</b>	<b>317</b>
<b>SEASON AVERAGES</b>										<b>30.3</b>	<b>27.6</b>	<b>14.5</b>	<b>14.9</b>	<b>8.2</b>	<b>11.8</b>	<b>7.9</b>	<b>7.2</b>	<b>11.0</b>	<b>16.7</b>

## PLUS/MINUS STATISTICS

Opponent	Chennault	Desrosiers	Fields	Fischer	Godwin	Green	Harris	Ingle	Jennings	Keenan	McKie	Mescheriakov	Walker
Loyola (Md.)	+11	+11	+7	+6	DNP	-7	+15	DNP	DNP	+0	+10	+7	DNP
Georgia Southern	+17	+4	-10	+8	DNP	+1	+3	DNP	DNP	DNP	+9	+11	DNP
NC Central	+10	+5	-2	+0	DNP	-2	+16	DNP	DNP	DNP	+19	+24	DNP
vs. Dayton	-9	+1	+11	+2	DNP	-8	-5	DNP	DNP	DNP	-4	-8	DNP
vs. Arizona State	-19	-16	-9	-23	-1	-10	-27	+2	DNP	+5	-21	-21	DNP
vs. Texas Tech	+9	-2	+1	+5	DNP	+2	+9	DNP	DNP	DNP	+9	+12	DNP
at Nebraska	-4	+0	+3	+1	DNP	-1	+7	DNP	DNP	DNP	+3	+1	DNP
Richmond	-6	-10	-3	-3	DNP	-3	-7	DNP	DNP	DNP	-6	-2	DNP
at High Point	+0	+3	-9	+9	-7	DNP	+6	DNP	DNP	-5	+7	+16	DNP
at Seton Hall	-9	-12	-9	-8	DNP	DNP	-5	DNP	DNP	DNP	-7	-16	-4
Gardner-Webb	+9	-1	-1	+1	DNP	+1	+7	DNP	DNP	DNP	+10	+9	+5
UNC Wilmington	-3	+11	-2	+8	DNP	-2	+13	DNP	DNP	DNP	+13	+10	-3
Yale	+4	+9	+1	-15	DNP	-7	+9	DNP	DNP	DNP	-1	+12	-7
Wofford	-6	-2	-7	+0	DNP	-2	DNP	+3	DNP	DNP	-2	-1	-3
Virginia Tech	+9	+7	DNP	+2	DNP	-4	-4	DNP	DNP	DNP	+2	+7	-4
at Maryland	-6	-7	-1	-7	DNP	-7	-2	DNP	DNP	DNP	-3	+2	+1
NC State	-18	-18	-7	-21	+0	-8	-36	DNP	DNP	+0	-31	-16	-25
at Duke	-19	-10	DNP	-7	DNP	+3	-21	DNP	DNP	+4	-23	-9	-8
at Boston College	+17	+9	DNP	+18	DNP	-1	+12	DNP	DNP	+0	+16	-2	+6
Florida State													
at Clemson													
North Carolina													
at NC State													
at Virginia													
Clemson													
Georgia Tech													
at Miami													
Boston College													
Duke													
at Georgia Tech													
<b>SEASON CUME</b>	<b>-13</b>	<b>-18</b>	<b>-37</b>	<b>-22</b>	<b>-8</b>	<b>-55</b>	<b>-10</b>	<b>+5</b>	<b>-</b>	<b>+4</b>	<b>+0</b>	<b>+36</b>	<b>-42</b>

\*\*Plus/Minus is the total points the team scored while a player was on the court minus the total points allowed while on the court.

# GAME #20 ■ WAKE FOREST VS. FLORIDA STATE ■ JAN. 25, 2012 ■ JOEL COLISEUM ■ WINSTON-SALEM, N.C.



EXHIBITION GAME	
NOVEMBER 4, 2011	
<b>FERRUM COLLEGE</b>	<b>43</b>
<b>WAKE FOREST</b>	<b>82</b>
<i>LJVM Coliseum (6,532) Winston-Salem, N.C.</i>	

FC	fg	3fg	ft	o-d-t	pf	TP	a	to	bs	s	mp
22 English*	5-9	0-0	0-0	2-1-3	2	10	2	1	0	2	31
25 King*	2-5	0-0	0-0	0-3-3	1	4	1	1	0	0	18
44 Goode*	0-0	0-0	1-2	0-0-0	3	1	0	1	2	1	10
05 Hamilton*	2-5	1-3	0-0	0-2-2	4	5	3	4	1	0	22
20 Hart*	4-15	2-7	4-4	0-2-2	0	14	3	5	0	0	32
01 White	0-0	0-0	0-0	0-0-0	0	0	0	0	0	0	1
03 Rankin	1-2	0-0	0-0	0-2-2	1	2	0	0	0	0	18
04 Meyers	1-7	1-2	0-0	0-5-5	3	3	1	1	0	0	25
10 Thomas	0-0	0-0	0-0	1-0-1	0	0	0	0	0	0	1
12 Sudderth	0-3	0-3	0-0	0-1-1	0	0	2	0	1	1	12
21 Whitby	0-2	0-2	0-0	0-0-0	0	0	0	0	0	0	3
23 Hill	0-0	0-0	0-0	0-0-0	1	0	0	1	0	0	2
32 Pullen	0-3	0-1	2-4	1-1-2	2	2	2	0	2	10	16
54 Warren	1-3	0-0	0-0	3-4-7	3	2	0	1	0	0	16
Totals.....	16-54	4-18	7-10	7-21-28	20	43	10	21	3	6	200

WAKE	fg	3fg	ft	o-d-t	pf	TP	a	to	bs	s	mp
25 Mescheriakov*	3-7	2-4	2-4	0-1-1	2	10	1	0	1	2	21
30 McKie*	10-14	2-4	1-2	7-9-16	2	23	5	2	1	2	30
33 Desrosiers*	4-8	0-1	2-2	3-7-10	2	10	2	2	1	1	28
01 Chennault*	3-7	0-2	2-2	1-4-5	1	8	2	6	0	4	18
11 Harris*	5-11	0-1	4-4	0-0-0	1	14	1	3	0	1	28
02 Fields	1-4	0-1	0-1	0-0-0	0	2	3	0	0	1	15
04 Green	1-2	0-0	2-4	3-5-8	3	4	0	0	1	0	18
10 Fischer	3-10	1-6	0-1	0-3-3	1	7	2	2	0	2	27
41 Godwin	0-0	0-0	0-0	0-2-2	1	0	0	0	0	0	8
43 Ingle	1-1	0-0	0-0	0-0-0	0	2	0	0	0	0	2
45 Keenan	0-0	0-0	2-2	1-1-2	0	2	0	0	0	0	5
TEAM				2-1-3							
Totals.....	31-64	5-19	15-22	17-33-50	13	82	16	15	4	13	200

	1st	2nd	Total	FG%	3FG%	FT%
Ferrum	26	17	43	29.6	22.2	70.0
Wake Forest	39	43	82	48.4	26.3	68.2

Points in the paint-FCM 10,WF 46. Points off turnovers-FCM 16,WF 25.  
2nd chance points-FCM 7,WF 17. Fast break points-FCM 4,WF 17.  
Bench points-FCM 9,WF 17. Score tied-0 times. Lead changed-0 times.  
Largest lead-FCM None, WF by 39 2nd-00:30.  
Officials: Bryan Kersey, Mike Eades, Ron Tyburski



GAME 3	
NOVEMBER 20, 2011	
<b>NC CENTRAL</b>	<b>79</b>
<b>WAKE FOREST</b>	<b>93</b>
<i>LJVM Coliseum (6,901) Winston-Salem, N.C.</i>	

NCCU (1-3)	fg	3fg	ft	o-d-t	pf	TP	a	to	bs	s	mp
01 Sutton*	4-9	0-0	6-7	2-7-9	4	14	1	4	0	2	32
35 Chasten*	4-12	0-4	0-0	5-0-5	3	8	2	1	0	0	14
03 Clement*	5-14	4-9	2-2	0-0-0	0	16	1	0	0	0	40
25 Willis*	5-6	2-2	11-12	0-3-3	2	23	4	7	4	1	37
32 Chapman*	0-1	0-0	2-2	0-1-1	5	2	1	3	1	3	17
02 Beaman	0-0	0-0	0-0	0-0-0	0	0	0	0	1	0	4
11 Anyaorah	5-8	2-4	2-3	2-2-4	2	14	0	0	1	0	24
13 Best	0-0	0-0	0-0	0-1-1	0	0	0	0	0	0	3
33 Jawara	0-3	0-3	2-2	4-6-10	2	2	0	2	0	1	29
TEAM				0-1-1							
Totals.....	23-53	8-22	25-28	13-21-34	18	79	9	17	7	7	200

WAKE (3-0)	fg	3fg	ft	o-d-t	pf	TP	a	to	bs	s	mp
25 Mescheriakov*	5-10	3-3	2-3	0-4-4	3	15	3	2	1	1	32
30 McKie*	9-15	4-5	3-4	3-4-7	2	25	2	1	0	1	36
33 Desrosiers*	2-3	0-0	0-0	1-3-4	3	4	1	0	1	0	26
01 Chennault*	5-11	1-4	2-4	0-3-3	4	13	6	2	0	2	25
11 Harris*	8-11	2-2	4-5	0-1-1	4	22	4	2	0	1	36
02 Fields	1-1	0-0	1-2	0-2-2	2	3	2	3	0	0	11
04 Green	0-3	0-0	1-2	2-2-4	3	1	0	0	0	0	7
10 Fischer	4-5	2-3	0-0	1-1-2	2	10	5	0	0	2	27
TEAM				1-0-1							
Totals.....	34-59	12-17	13-20	8-20-28	23	93	23	10	2	7	200

	1st	2nd	Total	FG%	3FG%	FT%
NC Central	35	44	79	43.4	36.4	89.3
Wake Forest	35	58	93	57.6	70.6	65.0

Points in the paint-NCCU 22,WF 34. Points off turnovers-NCCU 11,WF 23.  
2nd chance points-NCCU 16,WF 4. Fast break points-NCCU 2,WF 16.  
Bench points-NCCU 16,WF 14. Score tied-4 times. Lead changed-4 times.  
Largest lead-NCCU by 4 1st-02:18, WF by 18 2nd-03:35.  
Officials: Tim Nestor, Dwayne Gladden, Tim Ebersole



GAME 1	
NOVEMBER 11, 2011	
<b>LOYOLA (MD.)</b>	<b>63</b>
<b>WAKE FOREST</b>	<b>75</b>
<i>LJVM Coliseum (6,022) Winston-Salem, N.C.</i>	

LOYOLA (0-1)	fg	3fg	ft	o-d-t	pf	TP	a	to	bs	s	mp
01 Winbush*	0-3	0-2	2-2	3-1-4	3	2	1	1	0	1	22
05 Walker*	5-12	0-3	2-3	2-7-9	5	12	4	4	2	1	32
15 Latham*	0-2	0-0	0-0	0-0-0	3	0	0	0	1	1	11
03 Cormier*	6-9	0-2	1-3	2-1-3	5	13	2	1	0	0	22
25 Olson*	1-4	0-1	0-0	0-0-0	3	2	2	3	0	0	16
02 Drummond	4-17	0-2	4-6	5-4-9	2	12	1	3	1	2	28
10 Hall	1-2	0-1	6-6	0-1-1	2	8	0	1	0	0	13
12 Williams, R.	1-3	0-1	1-1	0-3-3	5	3	1	0	0	1	16
20 Williams, P.	0-1	0-1	0-0	0-0-0	0	0	0	0	0	0	8
24 Etherly	4-8	1-1	2-5	2-7-9	5	11	2	3	2	0	25
30 Brooks	0-1	0-0	0-0	1-1-2	1	0	0	1	0	0	7
33 Wandrusch	0-1	0-0	0-0	0-0-0	0	0	0	0	0	0	0+
TEAM				4-1-5							1
Totals.....	22-63	1-14	18-26	19-26-45	34	63	10	18	6	6	200

WAKE (1-0)	fg	3fg	ft	o-d-t	pf	TP	a	to	bs	s	mp
25 Mescheriakov*	2-3	0-0	1-5	0-2-2	5	5	2	2	0	0	10
30 McKie*	5-10	1-2	8-12	3-1-4	1	19	1	4	1	3	35
33 Desrosiers*	3-6	1-2	1-4	3-7-10	1	8	1	1	1	1	33
01 Chennault*	4-9	0-1	0-1	2-3-5	2	8	2	3	0	0	31
11 Harris*	6-9	2-3	6-12	1-5-6	4	20	0	4	0	0	30
02 Fields	2-7	1-2	2-6	0-2-2	1	7	3	0	0	0	23
04 Green	2-2	0-0	2-4	1-5-6	3	6	0	1	0	0	14
10 Fischer	0-3	0-3	2-2	1-0-1	5	2	1	1	0	0	24
45 Keenan	0-0	0-0	0-0	0-1-1	0	0	0	0	0	0	0+
TEAM				1-1-2							1
Totals.....	24-49	5-13	22-46	12-27-39	22	75	10	17	9	4	200

	1st	2nd	Total	FG%	3FG%	FT%
Loyola	31	32	63	34.9	7.1	69.2
Wake Forest	36	39	75	49.0	38.5	47.8

Points in the paint-LOY 32,WF 32. Points off turnovers-LOY 18,WF 11.  
2nd chance points-LOY 21,WF 14. Fast break points-LOY 8,WF 8.  
Bench points-LOY 34,WF 15. Score tied-1 time. Lead changed-0 times.  
Largest lead-LOY None, WF by 13 2nd-00:36.  
Officials: Ray Natili, Bernard Clinton, Dwayne Gladden



GAME 4	
NOVEMBER 24, 2011	
<b>DAYTON</b>	<b>80</b>
<b>WAKE FOREST</b>	<b>76</b>
<i>HP Field House (3,537) Lake Buena Vista, Fla.</i>	

DAYTON (3-1)	fg	3fg	ft	o-d-t	pf	TP	a	to	bs	s	mp
02 Benson*	4-7	0-0	2-2	3-5-8	3	10	1	2	0	0	31
04 Johnson*	3-10	2-8	4-4	3-5-8	2	12	3	2	2	0	31
35 Kavanaugh*	6-9	0-0	3-3	6-7-13	3	15	3	3	0	0	27
01 Dillard*	6-9	1-4	2-2	0-4-4	3	15	4	5	1	1	35
22 Williams*	5-15	5-9	3-4	0-0-0	1	18	3	1	0	2	33
05 Oliver	0-1	0-0	1-2	2-1-3	3	1	0	2	0	0	13
12 Parker	0-5	0-3	0-0	0-3-3	3	0	0	3	0	0	13
23 Gavrilius	3-6	1-4	0-0	0-1-1	1	7	0	0	2	0	14
25 Gavrilovic	1-1	0-0	0-0	1-0-1	0	2	0	0	1	0	3
TEAM				0-2-2							
Totals.....	28-63	9-28	15-17	15-28-43	19	80	14	18	6	3	200

WAKE (3-1)	fg	3fg	ft	o-d-t	pf	TP	a	to	bs	s	mp
25 Mescheriakov*	2-7	1-3	2-2	0-4-4	3	7	2	1	0	1	26
30 McKie*	7-15	2-6	4-5	2-4-6	2	20	0	2	2	2	37
33 Desrosiers*	1-5	0-0	0-0	0-3-4	4	2	1	1	2	1	18
01 Chennault*	7-14	0-0	3-7	2-4-6	3	17	0	1	0	1	27
11 Harris*	5-12	2-6	6-6	2-4-6	2	18	4	4	0	1	38
02 Fields	0-1	0-0	0-0	0-1-1	1	0	4	1	0	1	14
04 Green	0-0	0-0	0-0	0-0-0	3	0	1	2	0	0	11
10 Fischer	4-7	4-7	0-0	1-2-3	1	12	1	0	0	1	29
TEAM				2-0-2							
Totals.....	26-61	9-22	15-20	9-22-31	19	76	13	12	4	8	200

	1st	2nd	Total	FG%	3FG%	FT%
Dayton	33	47	80	44.4	32.1	88.2
Wake Forest	33	43	76	42.6	40.9	75.0

Points in the paint-UD 32,WF 28. Points off turnovers-UD 14,WF 26.  
2nd chance points-UD 16,WF 7. Fast break points-UD 2,WF 8.  
Bench points-UD 10,WF 12. Score tied-12 times. Lead changed-14 times.  
Largest lead-UD by 7 1st-18:45, WF by 6 2nd-08:21.  
Officials: Rick Hartzell, Rick Crawford, Ray Perone



GAME 2	
NOVEMBER 16, 2011	
<b>GEORGIA SOUTHERN</b>	

# GAME #20 ■ WAKE FOREST VS. FLORIDA STATE ■ JAN. 25, 2012 ■ JOEL COLISEUM ■ WINSTON-SALEM, N.C.

## GAME 6

NOVEMBER 27, 2011

**TEXAS TECH 61**  
**WAKE FOREST 70**

HP Field House (1,728)  
Lake Buena Vista, Fla.

TTU (3-3)	fg	3fg	ft	o-d-t	pf	TP	a	to	bs	s	mp
15 Lewandowski*	2-6	0-0	2-2	0-6-6	5	6	0	3	1	0	24
32 Tolbert*	3-4	0-0	0-0	1-1-2	2	6	0	2	0	0	9
05 Willis*	4-9	2-5	5-6	0-5-5	1	15	5	2	0	1	35
10 Wagner*	0-1	0-0	0-0	0-1-1	1	0	0	0	0	0	4
20 Gotcher*	4-10	1-3	1-2	0-2-2	1	10	1	3	1	1	37
02 Petteaway	3-8	0-2	0-0	1-2-3	3	6	2	2	0	0	12
03 Minnis	1-1	0-0	0-0	0-2-2	4	2	1	1	0	1	19
04 Nurse	0-0	0-0	0-0	0-0-0	2	0	0	0	0	1	17
30 Crockett	0-1	0-0	1-2	2-0-2	2	1	0	0	0	0	8
44 Nash	6-13	0-0	3-5	3-4-7	4	15	0	4	2	3	35
TEAM				2-1-3							
Totals.....	23-53	3-10	12-17	9-24-33	25	61	9	17	4	7	200

WAKE (4-2)	fg	3fg	ft	o-d-t	pf	TP	a	to	bs	s	mp
25 Mescheriakov*	3-11	0-3	3-4	1-5-6	3	9	2	0	0	1	33
30 McKie*	5-11	2-4	8-9	3-6-9	2	20	0	3	1	2	32
33 Desrosiers*	1-1	0-0	2-5	1-3-4	3	4	0	2	2	1	18
01 Chennault*	6-11	0-1	2-2	2-1-3	2	14	2	4	0	3	30
11 Harris*	5-12	2-5	8-9	0-2-2	3	20	5	2	0	0	36
02 Fields	0-1	0-0	0-0	0-0-0	0	0	0	1	0	1	12
04 Green	0-0	0-0	0-0	0-3-3	0	0	0	0	2	0	10
10 Fischer	1-4	1-4	0-0	0-3-3	3	3	2	0	0	0	29
TEAM				1-0-1							
Totals.....	21-51	5-17	23-29	8-23-31	16	70	11	12	5	8	200

	1st	2nd	Total	FG%	3FG%	FT%
Texas Tech	26	35	61	43.4	30.0	70.6
Wake Forest	34	36	70	41.2	29.4	79.3

Points in the paint-TTU 32,WF 28. Points off turnovers-TTU 17,WF 19.  
2nd chance points-TTU 13,WF 8. Fast break points-TTU 6,WF 10.  
Bench points-TTU 24,WF 3. Score tied-5 times. Lead changed-5 times.  
Largest lead-TTU by 3 1st-14:01, WF by 17 2nd-15:40.  
Officials: J.B. Caldwell, Ray Perone, Steve Pyatt

## GAME 9

DECEMBER 7, 2011

**WAKE FOREST 87**  
**HIGH POINT 83**

Millis Center (1,801)  
High Point, N.C.

WAKE (6-3)	fg	3fg	ft	o-d-t	pf	TP	a	to	bs	s	mp
25 Mescheriakov*	4-4	3-3	1-2	1-6-7	3	12	2	2	0	1	28
30 McKie*	7-15	0-3	4-5	0-3-3	0	18	3	3	0	1	34
33 Desrosiers*	2-4	1-1	2-2	0-4-4	2	7	1	2	3	0	30
01 Chennault*	5-10	3-5	7-10	0-3-3	3	20	6	2	1	1	33
11 Harris*	7-8	4-5	2-3	1-3-4	4	20	3	2	0	2	31
02 Fields	1-3	0-1	2-2	0-1-1	2	4	3	0	0	2	16
10 Fischer	2-4	2-4	0-0	0-3-3	4	6	1	0	0	1	24
41 Godwin	0-0	0-0	0-0	0-0-0	0	0	0	0	0	0	2
45 Keenan	0-0	0-0	0-0	0-0-0	1	0	0	1	0	0	2
TEAM				1-3-4							
Totals.....	28-48	13-22	18-24	3-26-29	19	87	19	13	4	8	200

HPU (2-6)	fg	3fg	ft	o-d-t	pf	TP	a	to	bs	s	mp
20 Law*	5-8	0-0	1-2	3-2-5	2	11	2	2	1	1	25
41 Mikulic*	3-9	2-7	0-1	2-6-8	3	8	3	1	0	1	34
00 Martin*	2-5	2-5	1-4	1-2-3	2	7	2	1	0	0	26
01 Barbour*	12-18	7-11	4-5	3-2-5	4	35	2	2	0	1	36
11 Shine*	5-14	4-9	5-6	0-5-5	2	19	8	1	0	1	33
05 Wallace	0-5	0-1	0-0	0-0-0	2	0	2	0	0	1	11
23 Simms	0-1	0-1	0-0	0-0-0	2	0	3	1	0	1	16
34 Elliott	1-3	0-0	1-4	3-3-6	2	3	1	1	2	1	19
TEAM				3-0-3							
Totals.....	28-63	15-34	12-22	15-20-35	19	83	21	11	3	7	200

	1st	2nd	Total	FG%	3FG%	FT%
Wake Forest	45	42	87	58.3	59.1	75.0
High Point	37	46	83	44.4	44.1	54.5

Points in the paint-WF 28,HPU 22. Points off turnovers-WF 19,HPU 18.  
2nd chance points-WF 7,HPU 19. Fast break points-WF 4,HPU 0.  
Bench points-WF 10,HPU 3. Score tied-2 times. Lead changed-2 times.  
Largest lead-WF by 15 2nd-18:20, HPU by 3 1st-19:01.  
Officials: Tim Nestor, Sean Casady, Jerry Heater

## GAME 7

NOVEMBER 30, 2011

**WAKE FOREST 55**  
**NEBRASKA 53**

Devaney Center (9,769)  
Lincoln, Neb.

WAKE (5-2)	fg	3fg	ft	o-d-t	pf	TP	a	to	bs	s	mp
25 Mescheriakov*	1-5	0-3	2-2	0-6-6	1	4	2	3	0	0	26
30 McKie*	4-9	1-3	2-5	1-1-2	1	11	1	0	0	1	35
33 Desrosiers*	5-9	2-4	1-2	0-12-12	3	13	0	1	2	0	36
01 Chennault*	1-6	0-1	0-0	0-1-1	1	2	3	1	0	0	27
11 Harris*	5-9	0-2	2-2	0-4-4	1	12	5	3	0	1	34
02 Fields	0-0	0-0	0-0	0-0-0	0	0	0	0	0	0	6
04 Green	0-2	0-0	0-0	1-0-1	1	0	0	1	0	0	5
10 Fischer	5-7	3-5	0-0	0-3-3	1	13	0	1	0	1	31
TEAM				0-1-1							
Totals.....	21-47	6-18	7-11	2-28-30	9	55	11	10	2	3	200

NEBRASKA (4-2)	fg	3fg	ft	o-d-t	pf	TP	a	to	bs	s	mp
13 Ubel*	2-4	0-0	0-0	2-2-4	1	4	5	0	2	2	27
21 Diaz*	6-10	0-0	0-0	1-4-5	2	12	1	1	1	0	31
03 Richardson*	0-3	0-0	0-0	0-3-3	4	0	0	0	0	0	16
23 Spencer*	4-13	3-9	2-2	0-4-4	2	13	3	2	0	1	31
25 Walker*	2-7	1-4	0-0	1-6-7	0	5	2	0	1	0	27
00 McCray	5-10	2-5	0-0	0-1-1	1	12	1	1	0	1	22
02 Rivers	1-3	0-2	1-2	2-1-3	2	3	1	2	1	1	17
24 Talley	2-7	0-3	0-0	0-1-1	1	4	1	2	1	0	29
TEAM				2-3-5							
Totals.....	22-57	6-23	3-4	8-25-33	13	53	14	8	6	5	200

	1st	2nd	Total	FG%	3FG%	FT%
Wake Forest	25	30	55	44.7	33.3	63.6
Nebraska	26	27	53	38.6	26.1	75.0

Points in the paint-WF 20,NEB 30. Points off turnovers-WF 8,NEB 15.  
2nd chance points-WF 0,NEB 4. Fast break points-WF 0,NEB 2.  
Bench points-WF 13,NEB 19. Score tied-9 times. Lead changed-7 times.  
Largest lead-WF by 3 2nd-16:32, NEB by 8 1st-07:27.  
Officials: Ed Hightower, Ray Perone, Terry Oglesby

## GAME 8

DECEMBER 3, 2011

**RICHMOND 70**  
**WAKE FOREST 62**

LJVM Coliseum (7,813)  
Winston-Salem, N.C.

RICHMOND (6-2)	fg	3fg	ft	o-d-t	pf	TP	a	to	bs	s	mp
15 Martel*	2-4	2-3	0-0	4-4-8	3	6	0	1	0	0	34
34 Williams*	4-9	1-3	3-5	2-6-8	2	12	0	0	1	0	37
01 Garrett*	2-7	0-0	5-6	1-4-5	3	9	0	2	5	0	30
02 Lindsay*	5-6	1-2	4-5	0-0-0	3	15	7	4	0	2	36
03 Brothers*	2-3	1-1	0-0	0-0-0	3	5	0	2	0	0	12
00 Anthony	6-11	2-5	7-9	0-2-2	3	21	0	2	0	0	29
04 Sparrow	0-1	0-1	0-0	0-0-0	0	0	1	0	0	0	3
11 Duinker	1-2	0-0	0-0	0-3-3	1	2	0	0	0	0	10
22 Robbins	0-2	0-1	0-0	0-0-0	2	0	0	1	0	1	9
TEAM				2-1-3							
Totals.....	22-45	7-16	19-25	9-20-29	20	70	8	12	6	3	200

WAKE (5-3)	fg	3fg	ft	o-d-t	pf	TP	a	to	bs	s	mp
25 Mescheriakov*	2-6	0-1	0-0	0-4-4	4	4	1	1	0	0	26
30 McKie*	10-17	1-2	4-4	3-4-7	4	25	2	4	1	1	39
33 Desrosiers*	1-2	0-0	1-2	0-1-1	4	3	1	1	4	0	25
01 Chennault*	4-10	0-0	0-0	1-1-2	3	8	2	3	0	0	32
11 Harris*	5-16	2-3	6-6	3-3-6	2	18	1	1	0	1	39
02 Fields	0-0	0-0	2-2	0-0-0	1	2	2	2	0	0	11
04 Green	0-1	0-0	0-0	0-1-1	0	0	0	0	0	0	3
10 Fischer	0-1	0-0	2-2	1-0-1	2	2	2	1	0	2	25
TEAM				4-3-7							
Totals.....	22-53	3-6	15-16	12-17-29	20	62	11	14	5	4	200

	1st	2nd	Total	FG%	3FG%	FT%
Richmond	31	39	70	48.9	43.8	76.0
Wake Forest	22	40	62	41.5	50.0	93.8

Points in the paint-RICH 26,WF 32. Points off turnovers-RICH 18,WF 14.  
2nd chance points-RICH 9,WF 16. Fast break points-RICH 8,WF 6.  
Bench points-RICH 23,WF 4. Score tied-1 time. Lead changed-0 times.  
Largest lead-RICH by 23 2nd-11:34, WF None.  
Officials: Mike Eades, Brian Dorsey, Dwayne Gladden

## GAME 10

DECEMBER 10, 2011

**WAKE FOREST 54**  
**SETON HALL 68**

Prudential Center (6,981)  
Newark, N.J.

WAKE (6-4)	fg	3fg	ft	o-d-t	pf	TP	a	to	bs	s	mp
25 Mescheriakov*	1-4	0-2	2-4	1-3-4	2	4	0	4	0	0	22
30 McKie*	7-14	0-1	3-4	1-6-7	2	17	0	0	0	0	37
33 Desrosiers*	3-6	0-1	2-3	2-1-3	5	8	1	1	1	1	29
01 Chennault*	3-6	1-3	2-4	0-4-4	3	9	2	2	0	0	32
11 Harris*	3-7	1-3	5-7	0-2-2	4	12	1	3	0	1	34
02 Fields	0-3	0-2	0-0	0-0-0	1	0	1	0	0	0	13
10 Fischer	1-6	0-4	0-0	0-0-0	1	2	1	0	0	0	24
40 Walker	1-2	0-0	0-0	1-2-3	2	2	0	0	1	0	9
TEAM				3-2-5							
Totals.....											

**GAME #20 ■ WAKE FOREST VS. FLORIDA STATE ■ JAN. 25, 2012 ■ JOEL COLISEUM ■ WINSTON-SALEM, N.C.**



GAME 12	
DECEMBER 21, 2011	
<b>UNC WILMINGTON</b>	<b>78</b>
<b>WAKE FOREST</b>	<b>87</b>
<i>LJVM Coliseum (7,586)</i>	
<i>Winston-Salem, N.C.</i>	

UNCW (3-7)	fg	3fg	ft	o-d-t	pf	TP	a	to	bs	s	mp
02 Rendleman*	6-9	0-0	2-3	2-8-10	5	14	1	1	0	1	34
40 Williams*	3-5	0-0	0-0	3-4-7	4	6	4	1	3	1	32
05 Smith*	12-22	7-12	1-3	1-2-3	3	32	0	1	0	1	29
10 Jackson*	2-5	1-2	0-0	0-0-0	5	5	0	3	0	0	18
14 Simmons*	0-4	0-3	8-10	1-3-4	5	8	3	3	0	1	25
01 Morales	2-5	0-0	1-1	3-1-4	3	5	2	4	0	2	29
04 Wilson	0-0	0-0	0-0	0-2-2	1	0	0	0	0	0	11
12 Milson	1-5	1-4	2-2	0-0-0	3	5	1	0	0	0	14
31 Deloach	1-6	1-4	0-0	1-2-3	1	3	1	0	0	1	8
TEAM			2-0-2			1					
Totals.....	27-61	10-25	14-19	13-22-35	30	78	11	15	3	7	200

WAKE (8-4)	fg	3fg	ft	o-d-t	pf	TP	a	to	bs	s	mp
25 Mescheriakov*	5-12	2-8	1-4	3-0-3	4	13	2	0	0	1	26
30 McKie*	4-12	1-4	2-4	4-3-7	4	11	0	1	1	2	31
33 Desrosiers*	3-3	0-0	4-6	0-11-11	1	10	1	0	1	1	28
01 Chennault*	3-6	0-1	9-10	2-0-2	4	15	2	0	1	3	31
11 Harris*	5-7	0-0	13-14	0-2-2	2	23	4	0	2	3	38
02 Fields	0-0	0-0	0-0	0-0-0	0	0	0	0	0	0	0
04 Green	0-0	0-0	1-2	0-2-2	1	1	1	0	0	0	3
10 Fischer	4-13	3-8	3-3	0-4-4	1	14	1	2	0	0	32
40 Walker	0-0	0-0	0-0	2-1-3	0	0	0	0	1	0	11
TEAM			1-2-3								
Totals.....	24-53	6-21	33-43	12-25-37	17	87	10	9	3	7	200

	1st	2nd	Total	FG%	3FG%	FT%
UNC Wilmington	33	26	59	44.3	40.0	73.7
Wake Forest	30	37	67	45.3	28.6	76.7

Points in the paint-UNCW 28, WF 32. Points off turnovers-UNCW 17, WF 19. 2nd chance points-UNCW 14, WF 15. Fast break points-UNCW 6, WF 2. Bench points-UNCW 13, WF 15. Score tied-2 times. Lead changed-3 times. Largest lead-UNCW by 5 1st-17:58, WF by 11 1st-00:07. Officials: Tim Nestor, Bernard Clinton, Louie Andrakas



GAME 13	
DECEMBER 29, 2011	
<b>YALE</b>	<b>71</b>
<b>WAKE FOREST</b>	<b>72</b>
<i>LJVM Coliseum (8,183)</i>	
<i>Winston-Salem, N.C.</i>	

YALE (8-3)	fg	3fg	ft	o-d-t	pf	TP	a	to	bs	s	mp
22 Willhite*	4-7	0-1	2-6	3-2-5	2	10	4	2	3	3	31
44 Mangano*	9-21	0-5	2-3	4-8-12	2	20	0	4	3	0	36
50 Kreisberg*	1-6	0-1	0-0	1-4-5	5	2	3	5	0	0	24
01 Morgan*	4-13	3-10	4-4	0-2-2	1	15	0	0	0	1	33
05 Grace*	4-8	1-2	3-3	0-1-1	2	12	2	2	0	1	24
11 Pritchard	1-0	0-0	0-0	0-0-0	3	2	0	0	0	0	9
23 Salafia	3-6	1-3	0-0	0-1-1	0	7	0	2	0	2	16
25 Martin	0-0	0-0	0-0	0-0-0	2	0	1	0	0	0	7
35 Sherrod	0-1	0-0	0-0	0-1-1	1	0	0	0	0	0	10
42 Townsend	1-3	0-0	1-2	2-4-6	2	3	0	0	0	1	10
TEAM			7-3-10								
Totals.....	27-66	5-22	12-18	17-26-43	20	71	10	15	5	8	200

WAKE (9-4)	fg	3fg	ft	o-d-t	pf	TP	a	to	bs	s	mp
25 Mescheriakov*	3-10	0-1	7-7	0-2-2	2	13	1	2	2	1	31
30 McKie*	5-7	2-2	2-3	1-6-7	4	14	3	1	1	1	35
33 Desrosiers*	4-11	0-2	0-0	4-6-10	3	8	0	1	3	0	30
01 Chennault*	4-10	0-0	2-4	0-3-3	3	10	6	2	2	3	35
11 Harris*	8-12	3-4	4-8	0-3-3	1	23	1	2	0	3	35
02 Fields	0-0	0-0	0-0	0-0-0	1	0	1	0	0	0	5
04 Green	0-0	0-0	2-2	0-0-0	1	2	0	1	0	0	5
10 Fischer	0-2	0-1	0-0	0-1-1	0	0	1	3	0	1	16
40 Walker	1-1	0-0	0-0	0-0-0	0	2	0	1	1	0	10
TEAM			2-4-6								
Totals.....	25-53	5-10	17-24	7-25-32	15	72	12	14	7	8	200

	1st	2nd	Total	FG%	3FG%	FT%
Yale	33	26	71	40.9	22.7	66.7
Wake Forest	34	38	72	47.2	50.0	70.8

Points in the paint-YALE 30, WF 37. Points off turnovers-YALE 16, WF 13. 2nd chance points-YALE 16, WF 4. Fast break points-YALE 11, WF 20. Bench points-YALE 12, WF 4. Score tied-0 times. Lead changed-0 times. Largest lead-YALE None, WF by 19 2nd-11:34. Officials: Sean Hull, Sean Corbin, Ray Perone



GAME 14	
JANUARY 2, 2012	
<b>WOFFORD</b>	<b>56</b>
<b>WAKE FOREST</b>	<b>52</b>
<i>LJVM Coliseum (6,342)</i>	
<i>Winston-Salem, N.C.</i>	

WOFFORD (8-6)	fg	3fg	ft	o-d-t	pf	TP	a	to	bs	s	mp
14 Smith*	3-6	0-0	1-3	3-3-6	4	7	0	1	0	0	18
21 Crowell*	1-4	0-0	0-0	0-4-4	3	2	0	0	2	2	23
02 Cochran*	3-10	2-7	0-0	0-2-2	1	8	3	0	2	2	31
10 Giltner*	4-14	3-10	0-0	2-2-4	1	11	4	3	0	1	40
35 Loesing*	6-17	3-8	2-6	0-1-1	2	17	3	3	0	0	40
05 Byrd	3-4	1-2	1-3	0-1-1	2	8	0	0	0	1	10
34 Skinner	1-6	0-0	1-3	5-2-7	2	3	1	0	0	0	34
53 Rinksalis	0-0	0-0	0-0	0-2-2	1	0	0	1	0	0	4
TEAM			7-2-9								
Totals.....	21-61	9-27	5-15	17-19-36	16	56	13	9	4	6	200

WAKE (9-5)	fg	3fg	ft	o-d-t	pf	TP	a	to	bs	s	mp
25 Mescheriakov*	1-6	1-2	3-4	0-3-3	3	6	3	1	0	0	30
30 McKie*	7-13	0-2	11-12	2-4-6	3	25	1	3	1	2	37
33 Desrosiers*	0-1	0-0	0-0	0-2-2	4	0	1	0	3	0	19
01 Chennault*	5-13	0-1	1-1	1-2-3	4	11	2	3	0	1	32
10 Fischer*	1-7	0-5	0-0	1-3-4	1	2	1	4	0	0	37
02 Fields	0-0	0-0	0-0	0-1-1	0	0	2	0	0	0	8
04 Green	1-3	0-0	0-0	1-0-1	0	2	0	0	0	1	5
40 Walker	3-3	0-0	0-0	1-1-12	0	6	3	1	3	0	26
43 Ingle	0-0	0-0	0-0	0-1-1	0	0	0	0	0	1	6
TEAM			2-1-3								
Totals.....	18-46	1-10	15-17	8-28-36	15	52	11	14	7	5	200

	1st	2nd	Total	FG%	3FG%	FT%
Wofford	32	24	56	34.4	33.3	33.3
Wake Forest	22	30	52	39.1	10.0	88.2

Points in the paint-WOF 18, WF 30. Points off turnovers-WOF 9, WF 10. 2nd chance points-WOF 16, WF 7. Fast break points-WOF 0, WF 8. Bench points-WOF 11, WF 8. Score tied-1 time. Lead changed-5 times. Last FG-WOF 2nd-03:10, WF 2nd-00:04. Largest lead-WOF by 13 1st-00:46, WF by 3 1st-15:48. Officials: John Cahill, Gary Maxwell, Jeff Nichols



GAME 15	
JANUARY 7, 2012	
<b>VIRGINIA TECH</b>	<b>55</b>
<b>WAKE FOREST</b>	<b>58</b>
<i>LJVM Coliseum (10,037)</i>	
<i>Winston-Salem, N.C.</i>	

VT (11-4, 0-1)	fg	3fg	ft	o-d-t	pf	TP	a	to	bs	s	mp
14 Davila*	3-4	0-0	2-4	2-5-7	2	8	0	1	0	0	28
15 Finney-Smith*	0-1	0-0	0-0	1-6-7	1	0	0	0	0	2	33
31 Eddie*	4-7	4-6	0-0	1-2-3	4	12	0	4	1	0	18
05 Hudson*	4-13	0-5	0-0	1-1-2	1	8	3	2	1	1	33
11 Green*	9-18	1-4	0-0	1-6-7	3	19	6	3	1	2	37
01 Brown	2-6	1-5	1-2	0-0-0	1	6	1	0	0	1	23
04 Raines	0-2	0-0	0-0	1-1-2	1	0	0	0	1	1	12
10 Rankin	1-6	0-2	0-0	1-0-1	1	2	0	0	0	0	9
42 Barksdale	0-1	0-0	0-0	0-1-1	0	0	0	0	0	0	7
TEAM			1-0-1								
Totals.....	23-58	6-22	3-6	9-22-31	14	55	10	10	4	7	200

WAKE (10-5, 1-0)	fg	3fg	ft	o-d-t	pf	TP	a	to	bs	s	mp
25 Mescheriakov*	2-6	1-4	4-6	1-9-10	2	9	1	4	1	1	28
30 McKie*	6-14	0-1	0-1	6-9-15	3	12	1	3	0	0	35
40 Walker*	1-4	0-0	2-2	1-1-2	0	4	2	2	1	1	24
01 Chennault*	3-8	1-1	0-0	1-3-4	1	7	1	2	0	1	28
11 Harris*	3-8	3-4	4-4	1-4-5	1	13	4	2	0	0	39
04 Green	0-0	0-0	0-0	0-0-0	1	0	0	0	0	0	5
10 Fischer	3-7	2-5	0-0	0-0-0	1	8	1	1	0	0	25
33 Desrosiers	2-5	1-3	0-0	1-0-1	3	5	3	1	4	0	16
TEAM			2-3-5			1					

**GAME #20 ■ WAKE FOREST VS. FLORIDA STATE ■ JAN. 25, 2012 ■ JOEL COLISEUM ■ WINSTON-SALEM, N.C.**



GAME 18	
JANUARY 19, 2012	
WAKE FOREST	73
#4 DUKE	91
Cameron Indoor Stadium (9,314) Durham, N.C.	

WAKE (10-8, 1-3)	fg	3fg	ft	o-d-t	pf	TP	a	to	bs	s	mp
25 Mescheriakov*	4-8	0-2	4-6	2-2-4	4	12	0	2	0	2	25
30 McKie*	6-12	0-3	4-8	5-5-10	3	16	1	4	0	2	35
40 Walker*	1-2	0-0	2-4	0-2-2	4	4	0	2	4	0	16
01 Chennault*	5-14	0-3	3-5	1-2-3	4	13	2	1	0	3	35
11 Harris*	6-8	2-3	6-6	1-2-3	2	20	3	5	0	0	32
04 Green	0-1	0-0	1-2	0-1-1	0	1	0	0	0	0	4
10 Fischer	1-4	1-3	2-2	0-1-1	0	5	1	0	0	0	27
33 Desrosiers	0-4	0-2	2-2	1-1-2	3	2	1	0	2	1	24
45 Keenan	0-0	0-0	0-0	0-0-0	0	0	0	0	0	0	2
TEAM			2-2-4								
Totals.....	23-53	3-16	24-35	12-18-30	20	73	8	14	6	8	200

DUKE (16-2, 4-0)	fg	3fg	ft	o-d-t	pf	TP	a	to	bs	s	mp
05 Ma. Plumlee*	2-7	0-0	4-6	2-7-9	3	8	1	3	0	1	23
21 Mi. Plumlee*	0-0	0-0	0-0	1-3-4	3	0	1	0	0	0	20
02 Cook*	2-4	1-2	0-0	0-1-1	3	5	1	1	0	0	14
20 Dawkins*	7-13	7-12	0-0	1-0-1	2	21	0	1	0	1	26
30 Curry*	7-9	0-1	0-2	0-1-1	3	14	2	1	0	3	19
00 Rivers	6-11	3-4	5-6	1-2-3	1	20	0	2	0	1	32
03 Thornton	0-3	0-3	1-2	0-3-3	2	1	8	1	0	1	21
13 Gbinije	0-1	0-0	0-0	0-3-3	2	0	0	1	0	0	6
15 Hairston	0-0	0-0	2-2	0-1-1	5	2	0	1	0	1	10
34 Kelly	8-11	0-1	4-5	6-4-10	1	20	4	1	0	1	27
52 Zafirovski	0-0	0-0	0-0	0-1-1	1	0	0	0	1	0	2
TEAM			2-0-2								
Totals.....	32-59	11-23	16-23	13-26-39	26	91	17	13	1	9	200

	1st	2nd	Total	FG%	3FG%	FT%
Wake Forest	32	41	73	43.4	18.8	68.6
Duke	45	46	91	54.2	47.8	69.6

Points in the paint-WF 34,DU 28. Points off turnovers-WF 17,DU 15.  
2nd chance points-WF 9,DU 18. Fast break points-WF 15,DU 7.  
Bench points-WF 8,DU 43. Score tied-1 time. Lead changed-3 times.  
Largest lead-WF by 2 1st-19:39, DU by 26 2nd-07:32.  
Officials: James Luckie, Mike Eades, Tim Nestor  
Flagrant 1 Foul: DU-Hairston (5:25, 2nd)



GAME 19	
JANUARY 21, 2012	
WAKE FOREST	71
BOSTON COLLEGE	56
Conte Forum (4,986) Chestnut Hill, Mass.	

WAKE (11-8, 2-3)	fg	3fg	ft	o-d-t	pf	TP	a	to	bs	s	mp
25 Mescheriakov*	3-6	0-1	0-0	0-2-2	4	6	1	1	0	0	18
30 McKie*	9-18	1-3	1-1	3-7-10	1	20	1	1	3	0	38
40 Walker*	2-5	0-0	2-2	2-9-11	3	6	1	3	6	1	24
01 Chennault*	3-8	0-1	3-6	0-2-2	2	9	6	1	0	0	38
11 Harris*	4-12	0-1	7-8	1-2-3	3	15	5	3	0	3	34
04 Green	0-0	0-0	0-0	0-0-0	2	0	0	0	0	0	3
10 Fischer	4-7	3-6	2-3	0-1-1	2	13	0	2	0	0	29
33 Desrosiers	1-3	0-1	0-0	0-8-8	0	2	1	0	1	2	16
45 Keenan	0-0	0-0	0-0	0-0-0	0	0	0	0	0	0	0+
TEAM			2-3-5								
Totals.....	26-59	4-13	15-20	8-34-42	17	71	15	11	10	6	200

BC (7-12, 2-3)	fg	3fg	ft	o-d-t	pf	TP	a	to	bs	s	mp
12 Anderson*	4-11	0-2	5-7	2-9-11	1	13	0	0	1	0	26
24 Clifford*	3-9	0-0	2-4	2-2-4	4	8	3	5	0	1	30
10 Daniels*	4-10	2-6	2-2	1-0-1	3	12	5	0	0	1	28
14 Humphrey*	3-8	1-4	0-0	1-3-4	2	7	0	1	0	0	26
20 Jackson*	2-7	1-4	5-5	1-2-3	3	10	2	0	1	0	28
01 Moton	0-2	0-1	0-0	0-2-2	2	0	1	3	1	0	23
04 Odio	0-2	0-0	0-0	2-2-4	1	0	0	0	0	0	8
05 Caudill	0-2	0-0	0-0	0-2-2	0	0	1	0	0	0	5
31 Rubin	0-3	0-2	0-0	0-0-0	0	0	0	0	0	0	8
33 Heckmann	3-7	0-2	0-0	1-2-3	2	6	0	3	1	0	18
TEAM			1-2-3								
Totals.....	19-61	4-21	14-18	11-26-37	18	56	12	12	4	2	200

	1st	2nd	Total	FG%	3FG%	FT%
Wake Forest	34	37	71	44.1	30.8	75.0
Boston College	26	30	56	31.1	19.0	77.8

Points in the paint-WF 40,BC 24. Points off turnovers-WF 15,BC 8.  
2nd chance points-WF 11,BC 1. Fast break points-WF 4,BC 2.  
Bench points-WF 15,BC 6. Score tied-0 times. Lead changed-0 times.  
Largest lead-WF by 17 2nd-02:36, BC None.  
Officials: Roger Ayers, Brian O'Connell, Sean Hull


# 1 • TONY CHENNAULT

**SOPHOMORE ■ GUARD ■ 6-2 ■ 195 ■ PHILADELPHIA, PA. ■ NEUMANN-GORETTI**

Slowed by a foot injury in his first season with the Deacons ... Worked diligently rehabbing the injury and returned to the court in mid-January ... Tough, hard-nosed point guard out of Philadelphia ... Looks to push the ball in transition ... Able to change speed and direction to penetrate into the lane ... Solid mid-range jumper ... First Philly native to suit up for the Deacons since Fran McCaffery in 1978 ... First Pennsylvania native to play for Wake Forest since actor Marc Blucas (Girard, Pa.) from 1991-94.

## CHENNAULT'S 2011-12 SEASON HIGHLIGHTS:

- Made his first career start in the season opener against Loyola (Nov. 11).
- Set new career-highs in points (17), rebounds (6), field goals (7), field goal attempts (14) and free throw attempts (7) vs. Dayton (Nov. 24).
- Reached double figures for the fourth time in six games with 14 points vs. Texas Tech (Nov. 27).
- Had arguably his best game as a Deacon, notching career-highs of 20 points and six assists while shooting 3-of-5 from beyond the arc at High Point (Dec. 7); doubled his career 3-point field goal total with the performance.
- Turned in career-highs of 9 free throws in 10 attempts vs. UNC Wilmington (Dec. 21).
- Matched his career-high with 6 assists vs. Yale (Dec. 29).
- Went a season-best 5-of-8 from the floor for 11 points and added four assists with no turnovers at Maryland (Jan. 11).
- Matched his career-high six assists for the fourth time at Boston College (Jan. 21).
- Currently ranks among the ACC leaders in assists (10th, 2.9 overall; 10th, 3.2 conference) and assist/turnover ratio (6th, 1.8 conference).



## SEASON/CAREER HIGHS

### POINTS

SEASON: 20, at High Point (12/7/11)  
CAREER: 20, at High Point (12/7/11)

### REBOUNDS

SEASON: 6, vs. Dayton (11/24/11)  
CAREER: 6, vs. Dayton (11/24/11)

### OFFENSIVE REBOUNDS

SEASON: 3, four times  
(last: vs. UNC Wilmington, 12/21/11)  
CAREER: 3, vs. Boston Coll. (3/10/11)

### ASSISTS

SEASON: 6, four times  
(last: at Boston College, 1/21/11)  
CAREER: 6, four times  
(last: at Boston College, 1/21/11)

### STEALS

SEASON: 4, vs. Ga. Southern (11/16/11)  
CAREER: 4, vs. Ga. Southern (11/16/11)

### BLOCKED SHOTS

SEASON: 1, at High Point (12/7/11)  
CAREER: 1, at High Point (12/7/11)

### FIELD GOALS

SEASON: 7, vs. Dayton (11/24/11)  
CAREER: 7, vs. Dayton (11/24/11)

### FIELD GOAL ATTEMPTS

SEASON: 14, two times  
(last: at Duke, 1/19/12)  
CAREER: 14, two times  
(last: at Duke, 1/19/12)

### FREE THROWS

SEASON: 9, vs. UNCW (12/21/11)  
CAREER: 9, vs. UNCW (12/21/11)

### FREE THROW ATTEMPTS

SEASON: 10, two times  
(last: vs. UNC Wilmington, 12/21/11)  
CAREER: 10, two times  
(last: vs. UNC Wilmington, 12/21/11)

### 3-POINT FIELD GOALS

SEASON: 3, at High Point (12/7/11)  
CAREER: 3, at High Point (12/7/11)

### 3-POINT ATTEMPTS

SEASON: 5, at High Point (12/7/11)  
CAREER: 5, at High Point (12/7/11)

### MINUTES PLAYED

SEASON: 39, at Maryland (1/12/12)  
CAREER: 39, at Maryland (1/12/12)

## CHENNAULT'S 2011-12 GAME-BY-GAME STATISTICS

Opponent	Date	Min	FG	FGA	Pct	3PT	3PA	Pct	FT	FTA	Pct	O	D	REB	Avg	PF	FO	AS	TO	BS	ST	TP	Avg
LOYOLA (MD.)	11/11/11	31*	4	9	.444	0	1	.000	0	1	.000	2	3	5	5.0	2	0	2	3	0	0	8	8.0
GA. SOUTHERN	11/16/11	25*	4	10	.400	0	3	.000	6	7	.857	0	3	3	4.0	4	0	4	2	0	4	14	11.0
NC CENTRAL	11/20/11	25*	5	11	.455	1	4	.250	2	4	.500	0	3	3	3.7	4	0	6	2	0	2	13	11.7
vs Dayton	11/24/11	27*	7	14	.500	0	0	.000	3	7	.429	2	4	6	4.3	3	0	0	1	0	1	17	13.0
vs Arizona State	11/25/11	20*	3	5	.600	0	2	.000	3	6	.500	0	0	0	3.4	3	0	0	1	0	1	9	12.2
vs Texas Tech	11/27/11	30*	6	11	.545	0	1	.000	2	2	1.000	2	1	3	3.3	2	0	2	4	0	3	14	12.5
at Nebraska	11/30/11	27*	1	6	.167	0	1	.000	0	0	.000	0	1	1	3.0	1	0	3	1	0	0	2	11.0
RICHMOND	12/03/11	32*	4	10	.400	0	0	.000	0	0	.000	1	1	2	2.9	3	0	2	3	0	0	8	10.6
at High Point	12/07/11	33*	5	10	.500	3	5	.600	7	10	.700	0	3	3	2.9	3	0	6	2	1	1	20	11.7
at Seton Hall	12/10/11	32*	3	6	.500	1	3	.333	2	4	.500	0	4	4	3.0	3	0	2	2	0	0	9	11.4
GARDNER-WEBB	12/18/11	36*	4	11	.364	0	0	.000	1	1	1.000	1	2	3	3.0	3	0	3	0	0	2	9	11.2
UNCW	12/21/11	31*	3	6	.500	0	1	.000	9	10	.900	2	0	2	2.9	4	0	1	2	0	1	15	11.5
YALE	12/29/11	33*	4	10	.400	0	0	.000	2	4	.500	0	3	3	2.9	3	0	6	2	0	2	10	11.4
WOFFORD	01/02/12	32*	5	13	.385	0	1	.000	1	1	1.000	1	2	3	2.9	4	0	2	3	0	1	11	11.4
VIRGINIA TECH	01/07/12	28*	3	8	.375	1	1	1.000	0	0	.000	1	3	4	3.0	1	0	1	2	0	1	7	11.1
at Maryland	01/11/12	39*	5	8	.625	0	0	.000	1	3	.333	1	3	4	3.1	4	0	4	0	0	1	11	11.1
NC STATE	01/14/12	21*	1	5	.200	1	3	.333	0	0	.000	0	1	1	2.9	0	0	3	5	0	0	3	10.6
at Duke	01/19/12	35*	5	14	.357	0	3	.000	3	5	.600	1	2	3	2.9	4	0	2	1	0	3	13	10.7
at BC	01/21/12	38*	3	8	.375	0	1	.000	3	6	.500	0	2	2	2.9	2	0	6	1	0	0	9	10.6
<b>TOTALS</b>		<b>575</b>	<b>75</b>	<b>175</b>	<b>.429</b>	<b>7</b>	<b>30</b>	<b>.233</b>	<b>45</b>	<b>71</b>	<b>.634</b>	<b>14</b>	<b>41</b>	<b>55</b>	<b>2.9</b>	<b>53</b>	<b>0</b>	<b>55</b>	<b>37</b>	<b>1</b>	<b>23</b>	<b>202</b>	<b>10.6</b>

\*denotes starter

## CHENNAULT'S CAREER STATISTICS

Season	G	GS	MP	MFG	FG	FGA	PCT	3PT	3PA	PCT	FT	FTA	PCT	O-D-REB	AVG	PF-DQ	AS	TO	BS	ST	PTS	AVG
2010-11	15	0	262	17.5	26	89	.292	2	14	.143	13	23	.565	9-29-38	2.5	39-0	29	36	0	6	67	4.5
2011-12	19	19	575	30.3	75	175	.429	7	30	.233	45	71	.634	14-41-55	2.9	53-0	55	37	1	23	202	10.6
<b>TOTAL</b>	<b>34</b>	<b>19</b>	<b>837</b>	<b>24.6</b>	<b>101</b>	<b>264</b>	<b>.383</b>	<b>9</b>	<b>44</b>	<b>.205</b>	<b>58</b>	<b>94</b>	<b>.617</b>	<b>23-70-93</b>	<b>2.7</b>	<b>92-0</b>	<b>84</b>	<b>73</b>	<b>1</b>	<b>29</b>	<b>269</b>	<b>7.9</b>

## CHENNAULT'S CAREER ACC STATISTICS

Season	G	GS	MP	MFG	FG	FGA	PCT	3PT	3PA	PCT	FT	FTA	PCT	O-D-REB	AVG	PF-DQ	AS	TO	BS	ST	PTS	AVG
2010-11	13	0	230	17.7	24	78	.308	2	13	.154	9	19	.474	5-27-32	2.5	34-0	23	35	0	5	59	4.5
2011-12	5	5	161	32.2	17	43	.395	2	8	.250	7	14	.500	3-11-14	2.8	11-0	16	9	0	5	43	8.6
<b>TOTAL</b>	<b>18</b>	<b>5</b>	<b>391</b>	<b>21.7</b>	<b>41</b>	<b>121</b>	<b>.339</b>	<b>4</b>	<b>21</b>	<b>.190</b>	<b>16</b>	<b>33</b>	<b>.485</b>	<b>8-38-46</b>	<b>2.6</b>	<b>45-0</b>	<b>39</b>	<b>44</b>	<b>0</b>	<b>10</b>	<b>102</b>	<b>5.7</b>



# 33 - CARSON DESROSIERS

SOPHOMORE ■ CENTER ■ 7-0 ■ 240 ■ WINDHAM, N.H. ■ CENTRAL CATHOLIC (MA)

Turned in a solid first season with the Deacons, coming into his own when the ACC season began in January ... Finished with the most blocked shots for a Wake Forest freshman since Tim Duncan in 1994 ... Skilled post who can play both inside and on the perimeter ... Excellent shooting range for a big man ... Good catch-and-shoot 3-point shooter ... Showed promising shot-blocking ability as a freshman ... Possesses loads of potential with added bulk ... First-ever New Hampshire native to play for the Deacons.

## DESROSIERS' 2011-12 SEASON HIGHLIGHTS:

- Tallied a career-high eight blocks in the season opener vs. Loyola (Nov. 11); fell just shy of a triple-double with eight points and 10 rebounds to go along with his eight blocks.
- Had multiple blocked shots in eight of the first nine games to open the season.
- Had a breakout performance at Nebraska (Nov. 30), posting his first career double-double with career-bests of 13 points and 12 rebounds; went 5-for-9 from the field, including 2-for-4 from 3-point range; added a pair of blocks in a career-high 36 minutes.
- Posted four-block efforts, his second-best totals of the season, vs. Richmond (Dec. 3) and vs. Virginia Tech (Jan. 7).
- Turned in his second career double-double with 10 points and 11 rebounds vs. UNC Wilmington (Dec. 21).
- Fell just shy of a double-double with 8 points and 10 rebounds vs. Yale (Dec. 29).
- Tied a career-high with three assists off the bench vs. Virginia Tech (Jan. 7).
- Currently ranks among the ACC leaders in blocks (3rd, 2.5 overall; 5th, 2.2 conference) and rebounding (25th, 5.0); 28th nationally in blocks per game.

## DESROSIERS' 2011-12 GAME-BY-GAME STATISTICS

Opponent	Date	Min	FG	FGA	Pct	3PT	3PA	Pct	FT	FTA	Pct	O	D	REB	Avg	PF	FO	AS	TO	BS	ST	TP	Avg
LOYOLA (MD.)	11/11/11	33*	3	6	.500	1	2	.500	1	4	.250	3	7	10	10.0	1	0	1	1	8	1	8	8.0
GA. SOUTHERN	11/16/11	28*	2	6	.333	0	0	.000	0	2	.000	1	5	6	8.0	2	0	3	0	3	0	4	6.0
NC CENTRAL	11/20/11	26*	2	3	.667	0	0	.000	0	0	.000	1	3	4	6.7	3	0	1	0	1	0	4	5.3
vs Dayton	11/24/11	18*	1	5	.200	0	0	.000	0	0	.000	0	3	3	5.8	4	0	1	1	2	1	2	4.5
vs Arizona State	11/25/11	25*	3	8	.375	0	0	.000	2	2	1.000	2	2	4	5.4	2	0	0	1	2	1	8	5.2
vs Texas Tech	11/27/11	18*	1	1	1.000	0	0	.000	2	5	.400	1	3	4	5.2	3	0	0	2	2	1	4	5.0
at Nebraska	11/30/11	36*	5	9	.556	2	4	.500	1	2	.500	0	12	12	6.1	3	0	0	1	2	0	13	6.1
RICHMOND	12/03/11	25*	1	2	.500	0	0	.000	1	2	.500	0	1	1	5.5	4	0	1	1	4	0	3	5.8
at High Point	12/07/11	30*	2	4	.500	1	1	1.000	2	2	1.000	0	4	4	5.3	2	0	1	2	3	0	7	5.9
at Seton Hall	12/10/11	29*	3	6	.500	0	1	.000	2	3	.667	2	1	3	5.1	5	1	1	1	1	1	8	6.1
GARDNER-WEBB	12/18/11	16*	0	1	.000	0	0	.000	0	0	.000	0	5	5	5.1	2	0	1	4	1	0	0	5.5
UNCW	12/21/11	28*	3	3	1.000	0	0	.000	4	6	.667	0	11	11	5.6	1	0	1	0	1	1	10	5.9
YALE	12/29/11	30*	4	11	.364	0	2	.000	0	0	.000	4	6	10	5.9	3	0	0	1	3	0	8	6.1
WOFFORD	01/02/12	19*	0	1	.000	0	0	.000	0	0	.000	0	2	2	5.6	4	0	1	0	3	0	0	5.6
VIRGINIA TECH	01/07/12	16	2	5	.400	1	3	.333	0	0	.000	1	0	1	5.3	3	0	3	1	4	0	5	5.6
at Maryland	01/11/12	8	1	3	.333	0	1	.000	0	0	.000	1	0	1	5.1	5	1	0	0	2	0	2	5.4
NC STATE	01/14/12	18	1	2	.500	0	0	.000	0	0	.000	2	2	4	5.0	1	0	0	1	2	0	2	5.2
at Duke	01/19/12	24	0	4	.000	0	2	.000	2	2	1.000	1	1	2	4.8	3	0	1	0	2	1	2	5.0
at BC	01/21/12	16	1	3	.333	0	1	.000	0	0	.000	0	8	8	5.0	0	0	1	0	1	2	2	4.8
<b>TOTALS</b>		<b>443</b>	<b>35</b>	<b>83</b>	<b>.422</b>	<b>5</b>	<b>17</b>	<b>.294</b>	<b>17</b>	<b>30</b>	<b>.567</b>	<b>19</b>	<b>76</b>	<b>95</b>	<b>5.0</b>	<b>51</b>	<b>2</b>	<b>17</b>	<b>17</b>	<b>47</b>	<b>9</b>	<b>92</b>	<b>4.8</b>

\*denotes starter



## SEASON/CAREER HIGHS

### POINTS

SEASON: 13, at Nebraska (11/30/11)  
CAREER: 13, at Nebraska (11/30/11)

### REBOUNDS

SEASON: 12, at Nebraska (11/30/11)  
CAREER: 12, at Nebraska (11/30/11)

### OFFENSIVE REBOUNDS

SEASON: 4, vs. Yale (12/29/11)  
CAREER: 4, vs. Yale (12/29/11)

### ASSISTS

SEASON: 3, two times  
(last: vs. Virginia Tech, 1/7/12)  
CAREER: 3, two times  
(last: vs. Virginia Tech, 1/7/12)

### STEALS

SEASON: 4, vs. Ga. Southern (11/16/11)  
CAREER: 4, vs. Ga. Southern (11/16/11)

### BLOCKED SHOTS

SEASON: 8, vs. Loyola (11/11/11)  
CAREER: 8, vs. Loyola (11/11/11)

### FIELD GOALS

SEASON: 5, at Nebraska (11/30/11)  
CAREER: 5, two times  
(last: at Nebraska, 11/30/11)

### FIELD GOAL ATTEMPTS

SEASON: 11, vs. Yale (12/29/11)  
CAREER: 11, vs. Yale (12/29/11)

### FREE THROWS

SEASON: 4, vs. UNCW (12/21/11)  
CAREER: 6, vs. Marist (11/23/10)

### FREE THROW ATTEMPTS

SEASON: 6, vs. UNCW (12/21/11)  
CAREER: 6, two times  
(last: vs. UNC Wilmington, 12/21/11)

### 3-POINT FIELD GOALS

SEASON: 2, at Nebraska (11/30/11)  
CAREER: 2, at Nebraska (11/30/11)

### 3-POINT ATTEMPTS

SEASON: 4, at Nebraska (11/30/11)  
CAREER: 4, at Nebraska (11/30/11)

### MINUTES PLAYED

SEASON: 36, at Nebraska (11/30/11)  
CAREER: 36, at Nebraska (11/30/11)

## DESROSIERS' CAREER STATISTICS

Season	G	GS	MP	MFG	FG	FGA	PCT	3PT	3PA	PCT	FT	FTA	PCT	O-D-REB	AVG	PF-DQ	AS	TO	BS	ST	PTS	AVG
2010-11	31	22	592	19.1	48	122	.393	5	18	.278	24	34	.706	27-72-99	3.2	59-0	22	27	52	8	125	4.0
2011-12	19	14	443	23.3	35	83	.422	5	17	.294	17	30	.567	19-76-95	5.0	51-2	17	17	47	9	92	4.8
<b>TOTAL</b>	<b>50</b>	<b>36</b>	<b>1035</b>	<b>20.7</b>	<b>83</b>	<b>205</b>	<b>.405</b>	<b>10</b>	<b>35</b>	<b>.286</b>	<b>41</b>	<b>64</b>	<b>.641</b>	<b>46-148-194</b>	<b>3.9</b>	<b>110-2</b>	<b>39</b>	<b>44</b>	<b>99</b>	<b>17</b>	<b>217</b>	<b>4.3</b>

## DESROSIERS' CAREER ACC STATISTICS

Season	G	GS	MP	MFG	FG	FGA	PCT	3PT	3PA	PCT	FT	FTA	PCT	O-D-REB	AVG	PF-DQ	AS	TO	BS	ST	PTS	AVG
2010-11	16	16	356	22.3	26	68	.382	3	12	.250	11	17	.647	15-41-56	3.5	36-0	17	10	32	4	66	4.1
2011-12	5	0	82	16.4	5	17	.294	1	7	.143	2	2	1.000	5-11-16	3.2	12-1	5	2	11	3	13	2.6
<b>TOTAL</b>	<b>21</b>	<b>16</b>	<b>438</b>	<b>20.9</b>	<b>31</b>	<b>85</b>	<b>.365</b>	<b>4</b>	<b>19</b>	<b>.211</b>	<b>13</b>	<b>19</b>	<b>.684</b>	<b>20-52-72</b>	<b>3.4</b>	<b>48-1</b>	<b>22</b>	<b>12</b>	<b>43</b>	<b>7</b>	<b>79</b>	<b>3.8</b>




# 2 - ANTHONY FIELDS

FRESHMAN ■ GUARD ■ 6-0 ■ 170 ■ DETROIT, MICH. ■ QUALITY EDUCATION ACADEMY (NC)

Lightning-quick point guard who reminds some of former Deacon Ishmael Smith ... Pushes the ball hard in transition and is able to get to the rim or find the open man ... Sets the tone defensively with constant ball pressure ... Consummate leader with a great work ethic ... Signed with the Deacons during the spring signing period ... Detroit native who played locally at Winston-Salem's Quality Education Academy ... The third Michigan native to play for the Deacons in the modern era, joining David Rasmussen (1992-93) and Kyle Visser (2004-07).

## FIELDS' 2011-12 SEASON HIGHLIGHTS:

- Made his collegiate debut vs. Loyola (Nov. 11) and finished with seven points and a team-high three assists.
- Did not commit a single turnover over the first two games of the season; a stretch that spanned 41 minutes; did not commit his first collegiate turnover until seven minutes into the NC Central game (Nov. 20).
- Tied his season-high with four assists--against just one turnover--vs. Dayton (Nov. 24).
- Broke a three-game streak without an assist by recording a pair vs. Richmond (Dec. 3).
- Scored four points with a season-high pair of steals at High Point (Dec. 7).
- Hauled in a season-high three rebounds, including the first offensive board of his career, vs. NC State (Jan. 14).



## SEASON/CAREER HIGHS

### POINTS

SEASON: 7, vs. Loyola (11/11/11)

### REBOUNDS

SEASON: 3, vs. NC State (1/14/12)

### DEFENSIVE REBOUNDS

SEASON: 1, vs. NC State (1/14/12)

### ASSISTS

SEASON: 4, two times  
(last: vs. Dayton, 11/24/11)

### STEALS

SEASON: 2, at High Point (12/7/11)

### BLOCKED SHOTS

SEASON: 0

### FIELD GOALS

SEASON: 2, two times  
(last: vs. Arizona State, 11/25/11)

### FIELD GOAL ATTEMPTS

SEASON: 8, vs. NC State (1/14/12)

### FREE THROWS

SEASON: 2, three times  
(last: at High Point, 12/7/11)

### FREE THROW ATTEMPTS

SEASON: 6, vs. Loyola (11/11/11)

### 3-POINT FIELD GOALS

SEASON: 1, vs. Loyola (11/11/11)

### 3-POINT ATTEMPTS

SEASON: 3, vs. Ga. Southern (11/16/11)

### MINUTES PLAYED

SEASON: 23, vs. Loyola (11/11/11)

## FIELDS' 2011-12 GAME-BY-GAME STATISTICS

Opponent	Date	Min	FG	FGA	Pct	3PT	3PA	Pct	FT	FTA	Pct	O	D	REB	Avg	PF	FO	AS	TO	BS	ST	TP	Avg
LOYOLA (MD.)	11/11/11	23	2	7	.286	1	2	.500	2	6	.333	0	2	2	2.0	1	0	3	0	0	0	7	7.0
GA. SOUTHERN	11/16/11	18	0	4	.000	0	3	.000	0	0	.000	0	1	1	1.5	0	0	4	0	0	1	0	3.5
NC CENTRAL	11/20/11	11	1	1	1.000	0	0	.000	1	2	.500	0	2	2	1.7	2	0	2	3	0	0	3	3.3
vs Dayton	11/24/11	14	0	1	.000	0	0	.000	0	0	.000	0	1	1	1.5	1	0	4	1	0	1	0	2.5
vs Arizona State	11/25/11	20	2	2	1.000	0	0	.000	0	0	.000	0	1	1	1.4	2	0	0	2	0	0	4	2.8
vs Texas Tech	11/27/11	12	0	1	.000	0	0	.000	0	0	.000	0	0	0	1.2	0	0	0	1	0	1	0	2.3
at Nebraska	11/30/11	6	0	0	.000	0	0	.000	0	0	.000	0	0	0	1.0	0	0	0	0	0	0	0	2.0
RICHMOND	12/03/11	11	0	0	.000	0	0	.000	2	2	1.000	0	0	0	0.9	1	0	2	2	0	0	2	2.0
at High Point	12/07/11	16	1	3	.333	0	1	.000	2	2	1.000	0	1	1	0.9	2	0	3	0	0	2	4	2.2
at Seton Hall	12/10/11	13	0	3	.000	0	2	.000	0	0	.000	0	0	0	0.8	1	0	1	0	0	0	0	2.0
GARDNER-WEBB	12/18/11	5	0	1	.000	0	1	.000	0	0	.000	0	0	0	0.7	0	0	2	2	0	0	0	1.8
UNCW	12/21/11	0	0	0	.000	0	0	.000	0	0	.000	0	0	0	0.7	0	0	0	0	0	0	0	1.7
YALE	12/29/11	5	0	0	.000	0	0	.000	0	0	.000	0	0	0	0.6	1	0	0	1	0	0	0	1.5
WOFFORD	01/02/12	8	0	0	.000	0	0	.000	0	0	.000	0	1	1	0.6	0	0	0	2	0	0	0	1.4
VIRGINIA TECH	01/07/12				DNP																		
at Maryland	01/11/12	1	0	0	.000	0	0	.000	0	0	.000	0	0	0	0.6	1	0	0	0	0	0	0	1.3
NC STATE	01/14/12	15	1	8	.125	0	2	.000	0	0	.000	1	2	3	0.8	0	0	0	2	0	0	2	1.4
at Duke	01/19/12				DNP																		
at BC	01/21/12				DNP																		
<b>TOTALS</b>		<b>178</b>	<b>7</b>	<b>31</b>	<b>.226</b>	<b>1</b>	<b>11</b>	<b>.091</b>	<b>7</b>	<b>12</b>	<b>.583</b>	<b>1</b>	<b>11</b>	<b>12</b>	<b>0.8</b>	<b>12</b>	<b>0</b>	<b>21</b>	<b>16</b>	<b>0</b>	<b>5</b>	<b>22</b>	<b>1.4</b>

\*denotes starter

## FIELDS' CAREER STATISTICS

Season	G	GS	MP	MPG	FG	FGA	PCT	3PT	3PA	PCT	FT	FTA	PCT	O-D-REB	AVG	PF-DQ	AS	TO	BS	ST	PTS	AVG
2011-12	16	0	178	11.1	7	31	.226	1	11	.091	7	12	.583	1-11-12	0.8	12-0	21	16	0	5	22	1.4
<b>TOTAL</b>	<b>16</b>	<b>0</b>	<b>178</b>	<b>11.1</b>	<b>7</b>	<b>31</b>	<b>.226</b>	<b>1</b>	<b>11</b>	<b>.091</b>	<b>7</b>	<b>12</b>	<b>.583</b>	<b>1-11-12</b>	<b>0.8</b>	<b>12-0</b>	<b>21</b>	<b>16</b>	<b>0</b>	<b>5</b>	<b>22</b>	<b>1.4</b>

## FIELDS' CAREER ACC STATISTICS

Season	G	GS	MP	MPG	FG	FGA	PCT	3PT	3PA	PCT	FT	FTA	PCT	O-D-REB	AVG	PF-DQ	AS	TO	BS	ST	PTS	AVG
2011-12	2	0	16	8.0	1	8	.125	0	2	.000	0	0	.000	1-2-3	1.5	1-0	0	2	0	0	2	1.0
<b>TOTAL</b>	<b>2</b>	<b>0</b>	<b>16</b>	<b>8.0</b>	<b>1</b>	<b>8</b>	<b>.125</b>	<b>0</b>	<b>2</b>	<b>.000</b>	<b>0</b>	<b>0</b>	<b>.000</b>	<b>1-2-3</b>	<b>1.5</b>	<b>1-0</b>	<b>0</b>	<b>2</b>	<b>0</b>	<b>0</b>	<b>2</b>	<b>1.0</b>



# 10 - CHASE FISCHER

FRESHMAN ■ GUARD ■ 6-3 ■ 180 ■ RIPLEY, W.VA. ■ RIPLEY

Terrific 3-point shooter with deep range ... Able to knock down pull-up jumpers off the dribble ... Possesses a high basketball IQ and is able to make decisions under pressure ... Great work ethic ... One of the top scorers in West Virginia high school basketball history ... Became the ninth all-time Parade All-American to suit up for Wake Forest ... Joins Chris Paul (2003) and Al-Farouq Aminu (2008) as Deacons who were first team honorees by Parade ... The fifth West Virginia native to play for the Deacons in the modern era and the first since Mark Cline (1984-87).

## FISCHER'S 2011-12 SEASON HIGHLIGHTS:

- Made his collegiate debut vs. Loyola (Nov. 11) and finished with two points and an assist before fouling out.
- Overcame a lackluster debut with a great outing vs. Georgia Southern (Nov. 16); scored 13 points on 4-of-9 shooting; hit two 3-pointers and added three assists, three steals and a block in 32 minutes off the bench.
- Scored in double figures for a second straight game vs. NC Central (Nov. 20) with 10 points on 4-of-5 shooting; added five assists, two steals and a pair of 3-pointers.
- Named the ACC's Rookie of the Week for the week of Nov. 13-20 after averaging 11.5 points, four assists and 2.5 steals while shooting 57.1 percent from the field.
- Went 4-for-7 from 3-point range vs. Dayton (Nov. 24).
- Scored 13 points at Nebraska (Nov. 30) by going 5-for-7 from the field, including 3-for-5 from three-point range.
- Hit multiple 3-pointers (2-of-4) for the fifth time in the first nine games at High Point (Dec. 7).
- Scored 11 points vs. Gardner-Webb (Dec. 18) and was instrumental in icing the win by hitting 5-of-6 free throws in the final 33 seconds.
- Scored a season-high 14 points vs. UNC Wilmington (Dec. 21), hitting 3-of-8 from 3-point range.
- Made his first career start vs. Wofford (Jan. 2) in place of the injured C.J. Harris and played a season-high 37 minutes.
- Currently ranks among the ACC leaders in 3-point field goals made (t-10th, 1.6 conference).

## FISCHER'S 2011-12 GAME-BY-GAME STATISTICS

Opponent	Date	Min	FG	FGA	Pct	3PT	3PA	Pct	FT	FTA	Pct	O	D	REB	Avg	PF	FO	AS	TO	BS	ST	TP	Avg
LOYOLA (MD.)	11/11/11	24	0	3	.000	0	3	.000	2	2	1.000	1	0	1	1.0	5	1	1	1	0	0	2	2.0
GA. SOUTHERN	11/16/11	32	4	9	.444	2	7	.286	3	3	1.000	1	1	2	1.5	1	0	3	2	1	3	13	7.5
NC CENTRAL	11/20/11	27	4	5	.800	2	3	.667	0	0	.000	1	1	2	1.7	2	0	5	0	0	2	10	8.3
vs Dayton	11/24/11	29	4	7	.571	4	7	.571	0	0	.000	1	2	3	2.0	1	0	1	0	0	1	12	9.3
vs Arizona State	11/25/11	29	1	5	.200	1	5	.200	0	0	.000	0	1	1	1.8	1	0	1	2	0	1	3	8.0
vs Texas Tech	11/27/11	29	1	4	.250	1	4	.250	0	0	.000	0	3	3	2.0	3	0	2	0	0	0	3	7.2
at Nebraska	11/30/11	31	5	7	.714	3	5	.600	0	0	.000	0	3	3	2.1	1	0	0	1	0	1	13	8.0
RICHMOND	12/03/11	25	0	1	.000	0	0	.000	2	2	1.000	1	0	1	2.0	2	0	2	1	0	2	2	7.3
at High Point	12/07/11	24	2	4	.500	2	4	.500	0	0	.000	0	3	3	2.1	4	0	1	1	0	1	6	7.1
at Seton Hall	12/10/11	24	1	6	.167	0	4	.000	0	0	.000	0	0	0	1.9	1	0	1	0	0	0	2	6.6
GARDNER-WEBB	12/18/11	30	2	5	.400	2	4	.500	5	7	.714	0	5	5	2.2	0	0	2	0	0	2	11	7.0
UNCW	12/21/11	32	4	13	.308	3	8	.375	3	3	1.000	0	4	4	2.3	1	0	1	2	0	0	14	7.6
YALE	12/29/11	16	0	2	.000	0	1	.000	0	0	.000	0	1	1	2.2	0	0	1	3	0	1	0	7.0
WOFFORD	01/02/12	37*	1	7	.143	0	5	.000	0	0	.000	1	3	4	2.4	1	0	1	4	0	0	2	6.6
VIRGINIA TECH	01/07/12	25	3	7	.429	2	5	.400	0	0	.000	0	0	0	2.2	1	0	1	1	0	0	8	6.7
at Maryland	01/11/12	23	1	7	.143	1	5	.200	0	1	.000	0	3	3	2.3	4	0	1	1	0	0	3	6.5
NC STATE	01/14/12	28	2	7	.286	1	4	.250	2	2	1.000	0	5	5	2.4	0	0	2	3	0	0	7	6.5
at Duke	01/19/12	27	1	4	.250	1	3	.333	2	2	1.000	0	1	1	2.3	0	0	1	0	0	0	5	6.4
at BC	01/21/12	29	4	7	.571	3	6	.500	2	3	.667	0	1	1	2.3	2	0	0	2	0	0	13	6.8
<b>TOTALS</b>		<b>521</b>	<b>40</b>	<b>110</b>	<b>.364</b>	<b>28</b>	<b>83</b>	<b>.337</b>	<b>21</b>	<b>25</b>	<b>.840</b>	<b>6</b>	<b>37</b>	<b>43</b>	<b>2.3</b>	<b>30</b>	<b>1</b>	<b>27</b>	<b>24</b>	<b>1</b>	<b>14</b>	<b>129</b>	<b>6.8</b>

\*denotes starter



## SEASON/CAREER HIGHS

### POINTS

SEASON: 14, vs. UNCW (12/21/11)

### REBOUNDS

SEASON: 5, two times  
(last: vs. NC State, 1/14/12)

### OFFENSIVE REBOUNDS

SEASON: 1, six times  
(last: vs. Wofford, 1/2/12)

### ASSISTS

SEASON: 5, vs. NC Central (11/20/11)

### STEALS

SEASON: 3, vs. Ga. Southern (11/16/11)

### BLOCKED SHOTS

SEASON: 1, vs. Ga. Southern (11/16/11)

### FIELD GOALS

SEASON: 5, at Nebraska (11/30/11)

### FIELD GOAL ATTEMPTS

SEASON: 13, vs. UNCW (12/21/11)

### FREE THROWS

SEASON: 5, vs. Gardner-Webb (12/18/11)

### FREE THROW ATTEMPTS

SEASON: 7, vs. Gardner-Webb (12/18/11)

### 3-POINT FIELD GOALS

SEASON: 4, vs. Dayton (11/24/11)

### 3-POINT ATTEMPTS

SEASON: 8, vs. UNCW (12/21/11)

### MINUTES PLAYED

SEASON: 37, vs. Wofford (1/2/12)

## FISCHER'S CAREER STATISTICS

Season	G	GS	MP	MPG	FG	FGA	PCT	3PT	3PA	PCT	FT	FTA	PCT	O-D-REB	AVG	PF-DQ	AS	TO	BS	ST	PTS	AVG
2011-12	19	1	521	27.4	40	110	.364	28	83	.337	21	25	.840	6-37-43	2.3	30-1	27	24	1	14	129	6.8
<b>TOTAL</b>	<b>19</b>	<b>1</b>	<b>521</b>	<b>27.4</b>	<b>40</b>	<b>110</b>	<b>.364</b>	<b>28</b>	<b>83</b>	<b>.337</b>	<b>21</b>	<b>25</b>	<b>.840</b>	<b>6-37-43</b>	<b>2.3</b>	<b>30-1</b>	<b>27</b>	<b>24</b>	<b>1</b>	<b>14</b>	<b>129</b>	<b>6.8</b>

## FISCHER'S CAREER ACC STATISTICS

Season	G	GS	MP	MPG	FG	FGA	PCT	3PT	3PA	PCT	FT	FTA	PCT	O-D-REB	AVG	PF-DQ	AS	TO	BS	ST	PTS	AVG
2011-12	5	0	132	26.4	11	32	.344	8	23	.348	6	8	.750	0-10-10	2.0	7-0	5	7	0	0	36	7.2
<b>TOTAL</b>	<b>5</b>	<b>0</b>	<b>132</b>	<b>26.4</b>	<b>11</b>	<b>32</b>	<b>.344</b>	<b>8</b>	<b>23</b>	<b>.348</b>	<b>6</b>	<b>8</b>	<b>.750</b>	<b>0-10-10</b>	<b>2.0</b>	<b>7-0</b>	<b>5</b>	<b>7</b>	<b>0</b>	<b>0</b>	<b>36</b>	<b>7.2</b>




# 4 • DANIEL GREEN

FRESHMAN ■ FORWARD ■ 6-10 ■ 210 ■ COLLEYVILLE, TEXAS ■ GRAPEVINE

Long, athletic post who plays with great energy ... Terrific rebounder, especially on the offensive end ... Able to knock down mid-range jumpers ... Tremendous upside ... Will continue to improve as he grows into his body ... Great worth ethic ... The seventh Texan to play for the Deacons since 1996.

## GREEN'S 2011-12 SEASON HIGHLIGHTS:

- Made his collegiate debut vs. Loyola (Nov. 11) and finished with six points on 2-of-2 shooting to go along with six rebounds in 14 minutes off the bench.
- Pulled down four rebounds in seven minutes vs. NC Central (Nov. 20).
- Notched his first pair of collegiate assists vs. Dayton (Nov. 24) and Texas Tech (Nov. 27) and his first steal vs. Arizona State (Nov. 25).
- Missed two games with an illness but returned to action vs. Gardner-Webb (Dec. 18) and had two points in six minutes.



## SEASON/CAREER HIGHS

### POINTS

SEASON: 6, vs. Loyola (11/11/11)

### REBOUNDS

SEASON: 6, vs. Loyola (11/11/11)

### OFFENSIVE REBOUNDS

SEASON: 2, vs. NC Central (11/20/11)

### ASSISTS

SEASON: 1, three times  
(last: vs. UNC Wilmington (12/21/11))

### STEALS

SEASON: 1, two times  
(last: vs. Wofford, 1/2/12)

### BLOCKED SHOTS

SEASON: 2, vs. Texas Tech (11/27/11)

### FIELD GOALS

SEASON: 2, two times  
(last: vs. Arizona State, 11/25/11)

### FIELD GOAL ATTEMPTS

SEASON: 3, two times  
(last: vs. Wofford, 1/2/12)

### FREE THROWS

SEASON: 2, two times  
(last: vs. Yale, 12/29/11)

### FREE THROW ATTEMPTS

SEASON: 4, vs. Loyola (11/11/11)

### 3-POINT FIELD GOALS

SEASON: 0

### 3-POINT ATTEMPTS

SEASON: 0

### MINUTES PLAYED

SEASON: 14, two times  
(last: vs. Arizona State, 11/25/11)

## GREEN'S 2011-12 GAME-BY-GAME STATISTICS

Opponent	Date	Min	FG	FGA	Pct	3PT	3PA	Pct	FT	FTA	Pct	O	D	REB	Avg	PF	FO	AS	TO	BS	ST	TP	Avg	
LOYOLA (MD.)	11/11/11	14	2	2	1.000	0	0	.000	2	4	.500	1	5	6	6.0	3	0	0	1	0	0	0	6	6.0
GA. SOUTHERN	11/16/11	3	0	0	.000	0	0	.000	0	0	.000	0	0	0	3.0	1	0	0	1	0	0	0	0	3.0
NC CENTRAL	11/20/11	7	0	3	.000	0	0	.000	1	2	.500	2	2	4	3.3	3	0	0	0	0	0	0	1	2.3
vs Dayton	11/24/11	11	0	0	.000	0	0	.000	0	0	.000	0	0	0	2.5	3	0	1	2	0	0	0	0	1.8
vs Arizona State	11/25/11	14	2	2	1.000	0	0	.000	1	2	.500	1	0	1	2.2	1	0	1	0	0	1	5	2.4	
vs Texas Tech	11/27/11	10	0	0	.000	0	0	.000	0	0	.000	0	3	3	2.3	0	0	0	2	0	0	0	2.0	
at Nebraska	11/30/11	5	0	2	.000	0	0	.000	0	0	.000	1	0	1	2.1	1	0	0	1	0	0	0	1.7	
RICHMOND	12/03/11	3	0	1	.000	0	0	.000	0	0	.000	0	1	1	2.0	0	0	0	0	0	0	0	1.5	
at High Point			DNP - ILLNESS																					
at Seton Hall			DNP - ILLNESS																					
GARDNER-WEBB	12/18/11	6	1	1	1.000	0	0	.000	0	0	.000	0	0	0	1.8	0	0	0	0	0	0	2	1.6	
UNCW	12/21/11	3	0	0	.000	0	0	.000	1	2	.500	0	2	2	1.8	1	0	1	0	0	0	1	1.5	
YALE	12/29/11	5	0	0	.000	0	0	.000	2	2	1.000	0	0	0	1.6	1	0	0	1	0	0	2	1.5	
WOFFORD	01/02/12	5	1	3	.333	0	0	.000	0	0	.000	1	0	1	1.6	0	0	0	0	0	1	2	1.6	
VIRGINIA TECH	01/07/12	5	0	0	.000	0	0	.000	0	0	.000	0	0	0	1.5	1	0	0	0	0	0	0	1.5	
at Maryland	01/11/12	4	0	0	.000	0	0	.000	1	2	.500	1	1	2	1.5	0	0	0	0	0	0	1	1.4	
NC STATE	01/14/12	13	1	2	.500	0	0	.000	0	0	.000	0	1	1	1.5	0	0	0	0	0	0	2	1.5	
at Duke	01/19/12	4	0	1	.000	0	0	.000	1	2	.500	0	1	1	1.4	0	0	0	0	0	0	1	1.4	
at BC	01/21/12	3	0	0	.000	0	0	.000	0	0	.000	0	0	0	1.4	2	0	0	0	0	0	0	1.4	
<b>TOTALS</b>		<b>115</b>	<b>7</b>	<b>17</b>	<b>.412</b>	<b>0</b>	<b>0</b>	<b>.000</b>	<b>9</b>	<b>16</b>	<b>.563</b>	<b>7</b>	<b>16</b>	<b>23</b>	<b>1.4</b>	<b>17</b>	<b>0</b>	<b>3</b>	<b>6</b>	<b>2</b>	<b>2</b>	<b>23</b>	<b>1.4</b>	

\*denotes starter

## GREEN'S CAREER STATISTICS

Season	G	GS	MP	MPG	FG	FGA	PCT	3PT	3PA	PCT	FT	FTA	PCT	O-D-REB	AVG	PF-DQ	AS	TO	BS	ST	PTS	AVG
2011-12	17	0	115	6.8	7	17	.412	0	0	.000	9	16	.563	7-16-23	1.4	17-0	3	6	2	2	23	1.4
<b>TOTAL</b>	<b>17</b>	<b>0</b>	<b>115</b>	<b>6.8</b>	<b>7</b>	<b>17</b>	<b>.412</b>	<b>0</b>	<b>0</b>	<b>.000</b>	<b>9</b>	<b>16</b>	<b>.563</b>	<b>7-16-23</b>	<b>1.4</b>	<b>17-0</b>	<b>3</b>	<b>6</b>	<b>2</b>	<b>2</b>	<b>23</b>	<b>1.4</b>

## GREEN'S CAREER ACC STATISTICS

Season	G	GS	MP	MPG	FG	FGA	PCT	3PT	3PA	PCT	FT	FTA	PCT	O-D-REB	AVG	PF-DQ	AS	TO	BS	ST	PTS	AVG
2011-12	5	0	29	5.8	1	3	.333	0	0	.000	2	4	.500	1-3-4	0.8	3-0	0	0	0	0	4	0.8
<b>TOTAL</b>	<b>5</b>	<b>0</b>	<b>29</b>	<b>5.8</b>	<b>1</b>	<b>3</b>	<b>.333</b>	<b>0</b>	<b>0</b>	<b>.000</b>	<b>2</b>	<b>4</b>	<b>.500</b>	<b>1-3-4</b>	<b>0.8</b>	<b>3-0</b>	<b>0</b>	<b>0</b>	<b>0</b>	<b>0</b>	<b>4</b>	<b>0.8</b>



# 11 • C.J. HARRIS

**JUNIOR ■ GUARD ■ 6-3 ■ 190 ■ WINSTON-SALEM, N.C. ■ MOUNT TABOR**

All-ACC caliber player who serves as a team captain and is a consummate leader ... Started every game for the Deacons last season, leading the team in minutes played ... Served as the team's lone point guard for most of the 2010-11 season ... One of the top rookies in the ACC in 2009-10 ... Excellent shooter from medium to long range ... One of the most accurate free throw shooters in the ACC ... Has the ability to drive and finish at the rim ... Cerebral guard who is most comfortable at the off-guard position but can also play the point ... Solid defender ... Local product who grew up just minutes from the Wake Forest campus ... Joins Josh Howard, Chris Paul and L.D. Williams as recent local products to play for the Deacons.


## HARRIS' 2011-12 SEASON HIGHLIGHTS:

- Opened the season with three consecutive 20-point scoring games against Loyola (Nov. 11), Georgia Southern (Nov. 16) and NC Central (Nov. 20); became first Deacon to accomplish the feat since Al-Farouq Aminu opened the 2009-10 campaign with three 20-point performances.
- Finished one shy of his career-high with 23 points in back-to-back games vs. UNCW (Dec. 21) and Yale (Dec. 29); posted his sixth and seventh 20-point performances of the season.
- Missed his first career game after sitting out the Wofford game (Jan. 2) with a strained groin suffered in the second half of the Yale game.
- Had his first 20-point game of the season in ACC play and eighth overall at Duke (Jan. 19).
- The only Deacon to score in double figures in every game he has played this season; ranks second in the ACC with current 18-game double-figure scoring streak; longest streak by a Wake Forest player since Jeff Teague (35 games from 2007-08 and 2008-09).
- Currently ranks among the ACC leaders in scoring (3rd, 17.3), minutes played (4th, 34.3), field goal percentage (5th, 49.7) and free throw percentage (9th, 80.3).
- 54 points shy of 1,000 for his career; on pace to hit the mark within the next four games.

## HARRIS' 2011-12 GAME-BY-GAME STATISTICS

Opponent	Date	Min	FG	FGA	Pct	3PT	3PA	Pct	FT	FTA	Pct	O	D	REB	Avg	PF	FO	AS	TO	BS	ST	TP	Avg
LOYOLA (MD.)	11/11/11	30*	6	9	.667	2	3	.667	6	12	.500	1	5	6	6.0	4	0	0	4	0	0	20	20.0
GA. SOUTHERN	11/16/11	29*	6	11	.545	3	5	.600	5	8	.625	0	1	1	3.5	3	0	0	2	0	4	20	20.0
NC CENTRAL	11/20/11	36*	8	11	.727	2	2	1.000	4	5	.800	0	1	1	2.7	4	0	4	2	0	1	22	20.7
vs Dayton	11/24/11	38*	5	12	.417	2	6	.333	6	6	1.000	2	4	6	3.5	2	0	4	4	0	1	18	20.0
vs Arizona State	11/25/11	31*	5	13	.385	1	4	.250	6	7	.857	1	4	5	3.8	3	0	2	0	0	0	17	19.4
vs Texas Tech	11/27/11	36*	5	12	.417	2	5	.400	8	9	.889	0	2	2	3.5	3	0	5	2	0	0	20	19.5
at Nebraska	11/30/11	34*	5	9	.556	0	2	.000	2	2	1.000	0	4	4	3.6	1	0	5	3	0	1	12	18.4
RICHMOND	12/03/11	39*	5	16	.313	2	3	.667	6	6	1.000	3	3	6	3.9	2	0	1	1	0	1	18	18.4
at High Point	12/07/11	31*	7	8	.875	4	5	.800	2	3	.667	1	3	4	3.9	4	0	3	2	0	2	20	18.6
at Seton Hall	12/10/11	34*	3	7	.429	1	3	.333	5	7	.714	0	2	2	3.7	4	0	1	3	0	1	12	17.9
GARDNER-WEBB	12/18/11	37*	6	11	.545	2	3	.667	4	4	1.000	1	1	2	3.5	3	0	2	5	0	1	18	17.9
UNCW	12/21/11	38*	5	7	.714	0	0	.000	13	14	.929	0	2	2	3.4	2	0	4	4	0	2	23	18.3
YALE	12/29/11	35*	8	12	.667	3	4	.750	4	8	.500	0	3	3	3.4	1	0	1	2	0	3	23	18.7
WOFFORD	01/02/12		DNP - GROIN																				
VIRGINIA TECH	01/07/12	39*	3	8	.375	3	4	.750	4	4	1.000	1	4	5	3.5	1	0	4	2	0	0	13	18.3
at Maryland	01/11/12	31*	4	11	.364	0	3	.000	2	2	1.000	0	5	5	3.6	4	0	2	5	0	0	10	17.7
NC STATE	01/14/12	34*	3	12	.250	0	4	.000	4	6	.667	0	1	1	3.4	1	0	0	1	0	1	10	17.3
at Duke	01/19/12	32*	6	8	.750	2	3	.667	6	6	1.000	1	2	3	3.4	2	0	3	5	0	0	20	17.4
at BC	01/21/12	34*	4	12	.333	0	1	.000	7	8	.875	1	2	3	3.4	3	0	5	3	0	3	15	17.3
<b>TOTALS</b>		<b>618</b>	<b>94</b>	<b>189</b>	<b>.497</b>	<b>29</b>	<b>60</b>	<b>.483</b>	<b>94</b>	<b>117</b>	<b>.803</b>	<b>12</b>	<b>49</b>	<b>61</b>	<b>3.4</b>	<b>47</b>	<b>0</b>	<b>46</b>	<b>50</b>	<b>0</b>	<b>21</b>	<b>311</b>	<b>17.3</b>

\*denotes starter



## SEASON/CAREER HIGHS

### POINTS

SEASON: 23, two times (last: vs. Yale, 12/29/11)  
 CAREER: 24, vs. Miami (2/9/11)

### REBOUNDS

SEASON: 6, three times (last: vs. Richmond, 12/3/11)  
 CAREER: 9, vs. VCU (11/16/10)

### OFFENSIVE REBOUNDS

SEASON: 3, vs. Richmond (12/3/11)  
 CAREER: 3, vs. Richmond (12/3/11)

### ASSISTS

SEASON: 5, three times (last: at Boston College, 1/21/12)  
 CAREER: 8, at Elon (11/20/10)

### STEALS

SEASON: 4, vs. Ga. Southern (11/16/11)  
 CAREER: 5, vs. Clemson (3/7/10)

### BLOCKED SHOTS

SEASON: 0  
 CAREER: 1, two times (last: vs. Georgia Tech, 2/13/10)

### FIELD GOALS

SEASON: 8, two times (last: vs. Yale, 12/29/11)  
 CAREER: 8, two times (last: vs. Yale, 12/29/11)

### FIELD GOAL ATTEMPTS

SEASON: 16, vs. Richmond (12/3/11)  
 CAREER: 16, vs. Richmond (12/3/11)

### FREE THROWS

SEASON: 13, vs. UNCW (12/21/11)  
 CAREER: 17, vs. Miami (2/9/11)

### FREE THROW ATTEMPTS

SEASON: 14, vs. UNCW (12/21/11)  
 CAREER: 18, vs. Miami (2/9/11)

### 3-POINT FIELD GOALS

SEASON: 4, at High Point (12/7/11)  
 CAREER: 5, vs. Wm. & Mary (11/28/09)

### 3-POINT ATTEMPTS

SEASON: 6, vs. Dayton (11/24/11)  
 CAREER: 10, vs. Wm. & Mary (11/28/09)

### MINUTES PLAYED

SEASON: 39, two times (last: vs. Virginia Tech, 1/7/12)  
 CAREER: 42, vs. Xavier (1/3/10)

## HARRIS' CAREER STATISTICS

Season	G	GS	MP	MPG	FG	FGA	PCT	3PT	3PA	PCT	FT	FTA	PCT	O-D-REB	AVG	PF-DQ	AS	TO	BS	ST	PTS	AVG
2009-10	31	21	864	27.9	82	213	.385	35	108	.324	108	130	.831	6-49-55	1.8	77-3	38	49	2	28	307	9.9
2010-11	32	32	1037	32.4	84	219	.384	19	56	.339	141	173	.815	9-99-108	3.4	84-0	111	101	0	30	328	10.3
2011-12	18	18	618	34.3	94	189	.497	29	60	.483	94	117	.803	12-49-61	3.4	47-0	46	50	0	21	311	17.3
<b>TOTAL</b>	<b>81</b>	<b>71</b>	<b>2519</b>	<b>31.1</b>	<b>260</b>	<b>621</b>	<b>.419</b>	<b>83</b>	<b>224</b>	<b>.371</b>	<b>343</b>	<b>420</b>	<b>.817</b>	<b>27-197-224</b>	<b>2.8</b>	<b>208-3</b>	<b>195</b>	<b>200</b>	<b>2</b>	<b>79</b>	<b>946</b>	<b>11.7</b>

## HARRIS' CAREER ACC STATISTICS

Season	G	GS	MP	MPG	FG	FGA	PCT	3PT	3PA	PCT	FT	FTA	PCT	O-D-REB	AVG	PF-DQ	AS	TO	BS	ST	PTS	AVG
2009-10	16	14	451	28.2	35	108	.324	19	62	.306	46	54	.852	3-23-26	1.6	38-0	17	25	2	14	135	8.4
2010-11	16	16	524	32.8	40	120	.333	11	34	.324	77	98	.786	6-43-49	3.1	45-0	47	45	0	14	168	10.5
2011-12	5	5	170	34.0	20	51	.392	5	15	.333	23	26	.885	3-14-17	3.4	11-0	14	16	0	4	68	13.6
<b>TOTAL</b>	<b>37</b>	<b>35</b>	<b>1145</b>	<b>30.9</b>	<b>95</b>	<b>279</b>	<b>.341</b>	<b>35</b>	<b>111</b>	<b>.315</b>	<b>146</b>	<b>178</b>	<b>.820</b>	<b>12-80-92</b>	<b>2.5</b>	<b>94-0</b>	<b>78</b>	<b>86</b>	<b>2</b>	<b>32</b>	<b>371</b>	<b>10.0</b>



# 30 • TRAVIS McKIE

SOPHOMORE ■ FORWARD ■ 6-7 ■ 210 ■ RICHMOND, VA. ■ JOHN MARSHALL

All-ACC caliber player who was one of the top freshmen in the country in 2010-11 ... Named to the ACC All-Freshman Team and the CollegeInsider.com Freshman All-America Team ... Became the 10th freshman in ACC history to lead his team in both scoring and rebounding ... Long, athletic wing who can finish in transition ... Terrific rebounder on both the offensive and defensive end ... Above-average range on his jump shot ... Able to knock down shots from beyond the arc ... Vocal team leader ... First Virginia native to play for the Deacons since Josh Shoemaker (Gate City, Va.) from 1998-2001.


## McKIE'S 2011-12 SEASON HIGHLIGHTS:

- Tied his then career-high with 23 points against Georgia Southern (Nov. 16).
- Set new career-highs in points (25) and 3-pointers (4) against NC Central (Nov. 20) on 9-of-15 shooting.
- Scored 20 points vs. Dayton (Nov. 24) to record his third straight game of scoring 20 points or more.
- Pulled down nine rebounds while adding 20 points vs. Texas Tech (Nov. 27).
- Had career-high marks in field goals (10), field goal attempts (17) and minutes played (39) with a career-best 25 points vs. Richmond (Dec. 3).
- Dished out a season-high three assists and added 18 points at High Point (Dec. 7).
- Tied his career-high with 25 points vs. Wofford.
- Tied a career-high with 15 rebounds in the Deacons' ACC opener vs. Virginia Tech (Jan. 7).
- Matched career-highs with 25 points on four 3-pointers in 39 minutes at Maryland (Jan. 11).
- Had consecutive double-doubles for the first time this season at Duke (Jan. 19) and Boston College (Jan. 21).
- Has made at least five field goals in 15 of the first 19 games.
- Currently ranks among the ACC leaders in minutes played (3rd, 34.7), scoring (4th, 17.2), field goal percentage (4th, 50.0), rebounds (t-8th, 6.7; t-3rd, 9.2 conference), defensive rebounds (3rd, 5.8 conference) and offensive rebounds (4th, 3.4 conference).

## McKIE'S 2011-12 GAME-BY-GAME STATISTICS

Opponent	Date	Min	FG	FGA	Pct	3PT	3PA	Pct	FT	FTA	Pct	O	D	REB	Avg	PF	FO	AS	TO	BS	ST	TP	Avg
LOYOLA (MD.)	11/11/11	35*	5	10	.500	1	2	.500	8	12	.667	3	1	4	4.0	1	0	1	4	1	3	19	19.0
GA. SOUTHERN	11/16/11	35*	8	12	.667	1	2	.500	6	6	1.000	2	5	7	5.5	2	0	0	4	2	0	23	21.0
NC CENTRAL	11/20/11	36*	9	15	.600	4	5	.800	3	4	.750	3	4	7	6.0	2	0	2	1	0	1	25	22.3
vs Dayton	11/24/11	37*	7	15	.467	2	6	.333	4	5	.800	2	4	6	6.0	2	0	0	2	2	2	20	21.8
vs Arizona State	11/25/11	30*	2	10	.200	0	2	.000	4	7	.571	0	3	3	5.4	1	0	0	2	0	0	8	19.0
vs Texas Tech	11/27/11	32*	5	11	.455	2	4	.500	8	9	.889	3	6	9	6.0	2	0	0	3	1	2	20	19.2
at Nebraska	11/30/11	35*	4	9	.444	1	3	.333	2	5	.400	1	1	2	5.4	1	0	1	0	0	1	11	18.0
RICHMOND	12/03/11	39*	10	17	.588	1	2	.500	4	4	1.000	3	4	7	5.6	4	0	2	4	1	1	25	18.9
at High Point	12/07/11	34*	7	15	.467	0	3	.000	4	5	.800	0	3	3	5.3	0	0	3	3	0	1	18	18.8
at Seton Hall	12/10/11	37*	7	14	.500	0	1	.000	3	4	.750	1	6	7	5.5	2	0	0	0	0	0	17	18.6
GARDNER-WEBB	12/18/11	34*	7	11	.636	1	3	.333	0	3	.000	2	5	7	5.6	3	0	1	4	0	1	15	18.3
UNCW	12/21/11	31*	4	12	.333	1	4	.250	2	4	.500	4	3	7	5.8	4	0	0	1	1	2	11	17.7
YALE	12/29/11	35*	5	7	.714	2	2	1.000	2	3	.667	1	6	7	5.8	4	0	3	1	1	1	14	17.4
WOFFORD	01/02/12	37*	7	13	.538	0	2	.000	11	12	.917	2	4	6	5.9	3	0	1	3	1	2	25	17.9
VIRGINIA TECH	01/07/12	35*	6	14	.429	0	1	.000	0	1	.000	6	9	15	6.5	3	0	1	3	0	0	12	17.5
at Maryland	01/11/12	39*	8	14	.571	4	6	.667	5	5	1.000	3	4	7	6.5	4	0	1	3	0	0	25	18.0
NC STATE	01/14/12	26*	1	5	.200	0	2	.000	0	0	.000	0	4	4	6.4	1	0	1	4	0	0	2	17.1
at Duke	01/19/12	35*	6	12	.500	0	3	.000	4	8	.500	5	5	10	6.6	3	0	1	4	0	2	16	17.0
at BC	01/21/12	38*	9	18	.500	1	3	.333	1	1	1.000	3	7	10	6.7	1	0	1	1	3	0	20	17.2
<b>TOTALS</b>		<b>660</b>	<b>117</b>	<b>234</b>	<b>.500</b>	<b>21</b>	<b>56</b>	<b>.375</b>	<b>71</b>	<b>98</b>	<b>.724</b>	<b>44</b>	<b>84</b>	<b>128</b>	<b>6.7</b>	<b>43</b>	<b>0</b>	<b>19</b>	<b>47</b>	<b>13</b>	<b>19</b>	<b>326</b>	<b>17.2</b>

\*denotes starter



## SEASON/CAREER HIGHS

### POINTS

SEASON: 25, four times  
(last: at Maryland, 1/11/12)  
CAREER: 25, four times  
(last: at Maryland, 1/11/12)

### REBOUNDS

SEASON: 15, vs. Virginia Tech (1/7/12)  
CAREER: 15, two times  
(last: vs. Virginia Tech, 1/7/12)

### OFFENSIVE REBOUNDS

SEASON: 6, vs. Virginia Tech (1/7/12)  
CAREER: 6, two times  
(last: vs. Virginia Tech, 1/7/12)

### ASSISTS

SEASON: 3, two times  
(last: vs. Yale, 12/29/11)  
CAREER: 4, vs. Iowa (11/30/10)

### STEALS

SEASON: 3, vs. Loyola (11/11/11)  
CAREER: 3, vs. Loyola (11/11/11)

### BLOCKED SHOTS

SEASON: 3, at Boston College (1/21/12)  
CAREER: 3, four times  
(last: at Boston College, 1/21/12)

### FIELD GOALS

SEASON: 10, vs. Richmond (12/3/11)  
CAREER: 10, vs. Richmond (12/3/11)

### FIELD GOAL ATTEMPTS

SEASON: 18, at Boston College (1/21/12)  
CAREER: 18, at Boston College (1/21/12)

### FREE THROWS

SEASON: 11, vs. Wofford (1/2/12)  
CAREER: 11, vs. Wofford (1/2/12)

### FREE THROW ATTEMPTS

SEASON: 12, two times  
(last: vs. Wofford, 1/2/12)  
CAREER: 13, vs. Marist (11/23/10)

### 3-POINT FIELD GOALS

SEASON: 4, two times  
(last: at Maryland, 1/11/12)  
CAREER: 4, two times  
(last: at Maryland, 1/11/12)

### 3-POINT ATTEMPTS

SEASON: 6, at Maryland (1/11/12)  
CAREER: 6, at Maryland (1/11/12)

### MINUTES PLAYED

SEASON: 39, two times  
(last: at Maryland, 1/11/12)  
CAREER: 39, two times  
(last: at Maryland, 1/11/12)

## McKIE'S CAREER STATISTICS

Season	G	GS	MP	MPG	FG	FGA	PCT	3PT	3PA	PCT	FT	FTA	PCT	O-D-REB	AVG	PF-DQ	AS	TO	BS	ST	PTS	AVG
2010-11	32	32	996	31.1	151	304	.497	17	56	.304	98	134	.731	80-167-247	7.7	68-1	31	63	32	29	417	13.0
2011-12	19	19	660	34.7	117	234	.500	21	56	.375	71	98	.724	44-84-128	6.7	43-0	19	47	13	19	326	17.2
<b>TOTAL</b>	<b>51</b>	<b>51</b>	<b>1656</b>	<b>32.5</b>	<b>268</b>	<b>538</b>	<b>.498</b>	<b>38</b>	<b>112</b>	<b>.339</b>	<b>169</b>	<b>232</b>	<b>.728</b>	<b>124-251-375</b>	<b>7.4</b>	<b>111-1</b>	<b>50</b>	<b>110</b>	<b>45</b>	<b>48</b>	<b>743</b>	<b>14.6</b>

## McKIE'S CAREER ACC STATISTICS

Season	G	GS	MP	MPG	FG	FGA	PCT	3PT	3PA	PCT	FT	FTA	PCT	O-D-REB	AVG	PF-DQ	AS	TO	BS	ST	PTS	AVG
2010-11	16	16	509	31.8	76	160	.475	10	29	.345	35	49	.714	43-74-117	7.3	30-0	12	31	17	15	197	12.3
2011-12	5	5	173	34.6	30	63	.476	5	15	.333	10	15	.667	17-29-46	9.2	12-0	5	15	3	2	75	15.0
<b>TOTAL</b>	<b>21</b>	<b>21</b>	<b>682</b>	<b>32.5</b>	<b>106</b>	<b>223</b>	<b>.475</b>	<b>15</b>	<b>44</b>	<b>.341</b>	<b>45</b>	<b>64</b>	<b>.703</b>	<b>60-103-163</b>	<b>7.8</b>	<b>42-0</b>	<b>17</b>	<b>46</b>	<b>20</b>	<b>17</b>	<b>272</b>	<b>13.0</b>



# 25 • NIKITA MESCHERIAKOV

RS SENIOR ■ FORWARD ■ 6-8 ■ 220 ■ MINSK, BELARUS ■ ST. JOHN'S CATHOLIC PREP (MD.)

Veteran forward who came on late in the season in 2010-11 ... Transferred from Georgetown University in January of 2010 ... Made his Wake Forest debut after the completion of the fall 2010 semester in mid-December ... Athletic forward who runs the floor well ... Lefty who possesses the ability to knock down medium to long-range jumpers ... Multi-dimensional player who can guard different positions ... Worked as a member of the scout team in practice after he joined the Deacons in 2009-10.


### MESCHERIAKOV'S 2011-12 SEASON HIGHLIGHTS:

- Had arguably his best game at Wake Forest against NC Central (Nov. 20); scored 15 points on 5-of-10 shooting, including 3-for-3 from 3-point range; pulled down four rebounds and dished out three assists with a block and a steal.
- Recorded a then career-high six rebounds to go along with two assists and nine points vs. Texas Tech (Nov. 27); matched the rebounding total with six boards at Nebraska (Nov. 30).
- Pulled down a career-high seven rebounds and was perfect from the field (4-of-4) at High Point (Dec. 7); hit a huge 3-pointer late in the game to put the Deacons up by six with 2:30 remaining.
- Scored 13 points and hit a pair of 3-pointers vs. UNC Wilmington (Dec. 21); matched the point total with another 13 points vs. Yale (Dec. 29), while adding a career-high 2 blocks and going 7-for-7 from the free throw line.
- Contributed nine points and a career-high 10 boards in the Deacons' ACC opener vs. Virginia Tech (Jan. 7).

### MESCHERIAKOV'S 2011-12 GAME-BY-GAME STATISTICS

Opponent	Date	Min	FG	FGA	Pct	3PT	3PA	Pct	FT	FTA	Pct	O	D	REB	Avg	PF	FO	AS	TO	BS	ST	TP	Avg
LOYOLA (MD.)	11/11/11	10*	2	3	.667	0	0	.000	1	5	.200	0	2	2	2.0	5	1	2	2	0	0	5	5.0
GA. SOUTHERN	11/16/11	30*	0	4	.000	0	3	.000	7	8	.875	1	3	4	3.0	3	0	1	4	0	0	7	6.0
NC CENTRAL	11/20/11	32*	5	10	.500	3	3	1.000	2	3	.667	0	4	4	3.3	3	0	3	2	1	1	15	9.0
vs Dayton	11/24/11	26*	2	7	.286	1	3	.333	2	2	1.000	0	4	4	3.5	3	0	2	1	0	1	7	8.5
vs Arizona State	11/25/11	22*	0	4	.000	0	2	.000	2	2	1.000	0	4	4	3.6	3	0	1	2	0	1	2	7.2
vs Texas Tech	11/27/11	33*	3	11	.273	0	3	.000	3	4	.750	1	5	6	4.0	3	0	2	0	0	1	9	7.5
at Nebraska	11/30/11	26*	1	5	.200	0	3	.000	2	2	1.000	0	6	6	4.3	1	0	2	3	0	0	4	7.0
RICHMOND	12/03/11	26*	2	6	.333	0	1	.000	0	0	.000	0	4	4	4.3	4	0	1	1	0	0	4	6.6
at High Point	12/07/11	28*	4	4	1.000	3	3	1.000	1	2	.500	1	6	7	4.6	3	0	2	2	0	1	12	7.2
at Seton Hall	12/10/11	22*	1	4	.250	0	2	.000	2	4	.500	1	3	4	4.5	2	0	0	4	0	0	4	6.9
GARDNER-WEBB	12/18/11	13*	0	2	.000	0	1	.000	0	0	.000	0	1	1	4.2	4	0	3	0	0	0	0	6.3
UNCW	12/21/11	26*	5	12	.417	2	8	.250	1	4	.250	3	0	3	4.1	4	0	2	0	0	1	13	6.8
YALE	12/29/11	31*	3	10	.300	0	1	.000	7	7	1.000	0	2	2	3.9	2	0	1	2	2	1	13	7.3
WOFFORD	01/02/12	30*	1	6	.167	1	2	.500	3	4	.750	0	3	3	3.9	3	0	3	1	0	0	6	7.2
VIRGINIA TECH	01/07/12	28*	2	6	.333	1	4	.250	4	6	.667	1	9	10	4.3	2	0	1	4	1	1	9	7.3
at Maryland	01/11/12	23*	2	5	.400	0	2	.000	0	0	.000	0	5	5	4.3	3	0	1	1	1	0	4	7.1
NC STATE	01/14/12	14*	1	6	.167	0	4	.000	0	0	.000	0	3	3	4.2	5	1	1	1	0	0	2	6.8
at Duke	01/19/12	25*	4	8	.500	0	2	.000	4	6	.667	2	2	4	4.2	4	0	0	2	0	2	12	7.1
at BC	01/21/12	18*	3	6	.500	0	1	.000	0	0	.000	0	2	2	4.1	4	0	1	1	0	0	6	7.1
<b>TOTALS</b>		<b>463</b>	<b>41</b>	<b>119</b>	<b>.345</b>	<b>11</b>	<b>48</b>	<b>.229</b>	<b>41</b>	<b>59</b>	<b>.695</b>	<b>10</b>	<b>68</b>	<b>78</b>	<b>4.1</b>	<b>61</b>	<b>2</b>	<b>29</b>	<b>33</b>	<b>5</b>	<b>10</b>	<b>134</b>	<b>7.1</b>

\*denotes starter



SEASON/CAREER HIGHS

#### POINTS

SEASON: 15, vs. NC Central (11/20/11)  
CAREER: 15, vs. NC Central (11/20/11)

#### REBOUNDS

SEASON: 10, vs. Virginia Tech (1/7/12)  
CAREER: 10, vs. Virginia Tech (1/7/12)

#### OFFENSIVE REBOUNDS

SEASON: 3, vs. UNC-Wilmington (12/21/11)  
CAREER: 3, four times  
(last: vs. UNC-Wilmington, 12/21/11)

#### ASSISTS

SEASON: 3, three times  
(last: vs. Wofford, 1/2/12)  
CAREER: 3, five times  
(last: vs. Wofford, 1/2/12)

#### STEALS

SEASON: 2, at Duke (1/19/12)  
CAREER: 2, three times  
(last: at Duke, 1/19/12)

#### BLOCKED SHOTS

SEASON: 2, vs. Yale (12/29/11)  
CAREER: 2, vs. Yale (12/29/11)

#### FIELD GOALS

SEASON: 5, two times  
(last: vs. UNC Wilmington, 12/21/11)  
CAREER: 6, vs. Boston Coll. (3/10/11)

#### FIELD GOAL ATTEMPTS

SEASON: 12, vs. UNC-Wilmington (12/21/11)  
CAREER: 12, two times  
(last: vs. UNC Wilmington, 12/21/11)

#### FREE THROWS

SEASON: 7, two times  
(last: vs. Yale, 12/29/11)  
CAREER: 7, two times  
(last: vs. Yale, 12/29/11)

#### FREE THROW ATTEMPTS

SEASON: 8, vs. Ga. Southern (11/16/11)  
CAREER: 8, vs. Ga. Southern (11/16/11)

#### 3-POINT FIELD GOALS

SEASON: 3, two times  
(last: at High Point, 12/7/11)  
CAREER: 3, two times  
(last: at High Point, 12/7/11)

#### 3-POINT ATTEMPTS

SEASON: 8, vs. UNC-Wilmington (12/21/11)  
CAREER: 8, vs. UNC-Wilmington (12/21/11)

#### MINUTES PLAYED

SEASON: 33, vs. Texas Tech (11/27/11)  
CAREER: 33, vs. Texas Tech (11/27/11)



### MESCHERIAKOV'S CAREER STATISTICS

Season	G	GS	MP	MPG	FG	FGA	PCT	3PT	3PA	PCT	FT	FTA	PCT	O-D-REB	AVG	PF-DQ	AS	TO	BS	ST	PTS	AVG
2010-11	23	5	325	14.1	37	79	.468	7	21	.333	23	32	.719	16-26-42	1.8	62-1	14	34	1	13	104	4.5
2011-12	19	19	463	24.4	41	119	.345	11	48	.229	41	59	.695	10-68-78	4.1	61-2	29	33	5	10	134	7.1
<b>TOTAL</b>	<b>42</b>	<b>24</b>	<b>788</b>	<b>18.8</b>	<b>78</b>	<b>198</b>	<b>.394</b>	<b>18</b>	<b>69</b>	<b>.261</b>	<b>64</b>	<b>91</b>	<b>.703</b>	<b>26-94-120</b>	<b>2.9</b>	<b>123-3</b>	<b>43</b>	<b>67</b>	<b>6</b>	<b>23</b>	<b>238</b>	<b>5.7</b>

### MESCHERIAKOV'S CAREER ACC STATISTICS

Season	G	GS	MP	MPG	FG	FGA	PCT	3PT	3PA	PCT	FT	FTA	PCT	O-D-REB	AVG	PF-DQ	AS	TO	BS	ST	PTS	AVG
2010-11	15	2	183	12.2	21	45	.467	6	12	.500	9	13	.692	7-15-22	1.5	38-1	4	18	1	8	57	3.8
2011-12	5	5	108	21.6	12	31	.387	1	13	.077	8	12	.667	3-21-24	4.8	18-1	4	9	2	3	33	6.6
<b>TOTAL</b>	<b>20</b>	<b>7</b>	<b>291</b>	<b>14.6</b>	<b>33</b>	<b>76</b>	<b>.434</b>	<b>7</b>	<b>25</b>	<b>.280</b>	<b>17</b>	<b>25</b>	<b>.680</b>	<b>10-36-46</b>	<b>2.3</b>	<b>56-2</b>	<b>8</b>	<b>27</b>	<b>3</b>	<b>11</b>	<b>90</b>	<b>4.5</b>

### MESCHERIAKOV'S CAREER STATISTICS AT GEORGETOWN (2008-10)

Season	G	GS	MP	MPG	FG	FGA	PCT	3PT	3PA	PCT	FT	FTA	PCT	O-D-REB	AVG	PF-DQ	AS	TO	BS	ST	PTS	AVG
2007-08																						
2008-09	23	8	319	13.9	22	64	.344	11	42	.262	8	14	.571	11-23-34	1.5	53-3	13	22	2	9	63	2.7
2009-10	7	0	44	6.3	2	8	.250	1	5	.200	1	2	.500	1-1-2	0.3	11-1	2	4	1	0	6	0.9
<b>TOTAL</b>	<b>30</b>	<b>8</b>	<b>363</b>	<b>12.1</b>	<b>24</b>	<b>72</b>	<b>.333</b>	<b>12</b>	<b>47</b>	<b>.255</b>	<b>9</b>	<b>16</b>	<b>.563</b>	<b>12-24-36</b>	<b>1.2</b>	<b>64-4</b>	<b>15</b>	<b>26</b>	<b>3</b>	<b>9</b>	<b>69</b>	<b>2.3</b>

# 40 • TY WALKER

**SENIOR ■ CENTER ■ 7-0 ■ 230 ■ WILMINGTON, N.C. ■ NEW HANDOVER**

Missed the first nine games of the season after being prohibited from competing by the University due to a violation of the school's student code of conduct ... Practiced with the team all season and became eligible on Dec. 10 at Seton Hall ... Coming off one of the top shot-blocking seasons in school history ... The Deacons' best shot blocker since Tim Duncan ... Saw limited action as a freshman and sophomore but turned in a solid campaign with significant minutes as a junior ... Has added bulk and strength with regimented weight routine since arriving to Wake Forest ... Extremely long, athletic and skilled for a big man ... Runs the floor extremely well.


## WALKER'S 2011-12 SEASON HIGHLIGHTS:

- Returned from suspension at Seton Hall (Dec. 10) with two points, three rebounds and a blocked shot.
- Turned in one of his best career performances vs. Gardner-Webb (Dec. 18), tying a career-high with 12 points and setting a then career-high with nine rebounds; went 6-for-10 from the floor and had five offensive boards; lauded by both head coaches as being the difference in the game.
- Had a productive game off the bench vs. Wofford (Jan. 2), grabbing a career-high 12 rebounds and dishing out a career-best 3 assists to go along with 6 points on 3-of-3 shooting and 3 blocks.
- Made his first start of the 2011-12 season in the Deacons' ACC opener vs. Virginia Tech (Jan. 7).
- Played a career-high 32 minutes and scored eight points to go with nine boards and a season-high eight blocks at Maryland (Jan. 11).
- Proved to be a difference-maker in the post at Boston College (Jan. 21), finishing with 11 rebounds and six blocks.
- Has recorded at least one blocked shot in each of his 10 games played.
- Currently ranks among the ACC leaders in blocks (1st, 4.4 conference) and rebounding (t-12th, 6.2 conference).

## WALKER'S 2011-12 GAME-BY-GAME STATISTICS

Opponent	Date	Min	FG	FGA	Pct	3PT	3PA	Pct	FT	FTA	Pct	O	D	REB	Avg	PF	FO	AS	TO	BS	ST	TP	Avg
LOYOLA (MD.)	11/11/11		DNP	-	UNIVERSITY	SUSPENSION																	
GA. SOUTHERN	11/16/11		DNP	-	UNIVERSITY	SUSPENSION																	
NC CENTRAL	11/20/11		DNP	-	UNIVERSITY	SUSPENSION																	
vs Dayton	11/24/11		DNP	-	UNIVERSITY	SUSPENSION																	
vs Arizona St.	11/25/11		DNP	-	UNIVERSITY	SUSPENSION																	
vs Texas Tech	11/27/11		DNP	-	UNIVERSITY	SUSPENSION																	
at Nebraska	11/30/11		DNP	-	UNIVERSITY	SUSPENSION																	
RICHMOND	12/03/11		DNP	-	UNIVERSITY	SUSPENSION																	
at High Point	12/07/11		DNP	-	UNIVERSITY	SUSPENSION																	
at Seton Hall	12/10/11	9	1	2	.500	0	0	.000	0	0	.000	1	2	3	3.0	2	0	0	0	1	0	2	2.0
GARDNER-WEBB	12/18/11	23	6	10	.600	0	0	.000	0	0	.000	5	4	9	6.0	1	0	0	0	1	0	12	7.0
UNCW	12/21/11	11	0	0	.000	0	0	.000	0	0	.000	2	1	3	5.0	0	0	0	0	1	0	0	4.7
YALE	12/29/11	10	1	1	1.000	0	0	.000	0	0	.000	0	0	0	3.8	0	0	1	1	0	0	2	4.0
WOFFORD	01/02/12	26	3	3	1.000	0	0	.000	0	0	.000	1	11	12	5.4	0	0	3	1	3	0	6	4.4
VIRGINIA TECH	01/07/12	24*	1	4	.250	0	0	.000	2	2	1.000	1	1	2	4.8	0	0	2	2	1	1	4	4.3
at Maryland	01/11/12	32*	4	8	.500	0	0	.000	0	0	.000	4	5	9	5.4	3	0	1	2	8	0	8	4.9
NC STATE	01/14/12	26*	4	6	.667	0	0	.000	0	0	.000	3	4	7	5.6	1	0	0	0	3	1	8	5.3
at Duke	01/19/12	16*	1	2	.500	0	0	.000	2	4	.500	0	2	2	5.2	4	0	0	2	4	0	4	5.1
at BC	01/21/12	24*	2	5	.400	0	0	.000	2	2	1.000	2	9	11	5.8	3	0	1	3	6	1	6	5.2
<b>TOTALS</b>		<b>201</b>	<b>23</b>	<b>41</b>	<b>.561</b>	<b>0</b>	<b>0</b>	<b>.000</b>	<b>6</b>	<b>8</b>	<b>.750</b>	<b>19</b>	<b>39</b>	<b>58</b>	<b>5.8</b>	<b>14</b>	<b>0</b>	<b>7</b>	<b>11</b>	<b>29</b>	<b>3</b>	<b>52</b>	<b>5.2</b>

\*denotes starter



## SEASON/CAREER HIGHS

### POINTS

SEASON: 12, vs. Gardner-Webb (12/18/11)

CAREER: 12, two times

(last: vs. Gardner-Webb, 12/18/11)

### REBOUNDS

SEASON: 12, vs. Wofford (1/2/12)

CAREER: 12, vs. Wofford (1/2/12)

### OFFENSIVE REBOUNDS

SEASON: 5, vs. Gardner-Webb (12/18/11)

CAREER: 5, two times

(last: vs. Gardner-Webb, 12/18/11)

### ASSISTS

SEASON: 3, vs. Wofford (1/2/12)

CAREER: 3, vs. Wofford (1/2/12)

### STEALS

SEASON: 1, three times

(last: at Boston College, 1/21/12)

CAREER: 3, vs. Iowa (11/30/10)

### BLOCKED SHOTS

SEASON: 8, at Maryland (1/12/12)

CAREER: 11, vs. Marist (11/23/10)

### FIELD GOALS

SEASON: 6, vs. Gardner-Webb (12/18/11)

CAREER: 6, vs. Gardner-Webb (12/18/11)

### FIELD GOAL ATTEMPTS

SEASON: 10, vs. Gardner-Webb (12/18/11)

CAREER: 10, vs. Gardner-Webb (12/18/11)

### FREE THROWS

SEASON: 2, three times

(last: at Boston College, 1/21/12)

CAREER: 4, at Elon (11/20/10)

### FREE THROW ATTEMPTS

SEASON: 4, at Duke (1/19/12)

CAREER: 6, at Elon (11/20/10)

### 3-POINT FIELD GOALS

SEASON: 0

CAREER: 0

### 3-POINT ATTEMPTS

SEASON: 0

CAREER: 0

### MINUTES PLAYED

SEASON: 32, at Maryland (1/12/12)

CAREER: 32, at Maryland (1/12/12)

## WALKER'S CAREER STATISTICS

Season	G	GS	MP	MPG	FG	FGA	PCT	3PT	3PA	PCT	FT	FTA	PCT	O-D-REB	AVG	PF-DQ	AS	TO	BS	ST	PTS	AVG
2008-09	11	0	42	3.8	5	14	.357	0	0	.000	0	2	.000	4-8-12	1.1	1-0	1	3	4	2	10	0.9
2009-10	7	0	48	6.9	5	16	.313	0	0	.000	5	7	.714	5-6-11	1.6	2-0	1	1	9	2	15	2.1
2010-11	32	9	578	18.1	48	106	.453	0	0	.000	19	34	.559	36-76-112	3.5	38-1	14	20	79	18	115	3.6
2011-12	10	5	201	20.1	23	41	.561	0	0	.000	6	8	.750	19-39-58	5.8	14-0	7	11	29	3	52	5.2
<b>TOTAL</b>	<b>60</b>	<b>14</b>	<b>869</b>	<b>14.5</b>	<b>81</b>	<b>177</b>	<b>.458</b>	<b>0</b>	<b>0</b>	<b>.000</b>	<b>30</b>	<b>51</b>	<b>.588</b>	<b>64-129-193</b>	<b>3.2</b>	<b>55-1</b>	<b>23</b>	<b>35</b>	<b>121</b>	<b>25</b>	<b>192</b>	<b>3.2</b>

## WALKER'S CAREER ACC STATISTICS

Season	G	GS	MP	MPG	FG	FGA	PCT	3PT	3PA	PCT	FT	FTA	PCT	O-D-REB	AVG	PF-DQ	AS	TO	BS	ST	PTS	AVG
2008-09	4	0	13	3.3	1	4	.250	0	0	.000	0	2	.000	2-2-4	1.0	0-0	0	2	0	0	2	0.5
2009-10	0	0	0	0.0	0	0	.000	0	0	.000	0	0	.000	0-0-0	0.0	0-0	0	0	0	0	0	0.0
2010-11	16	0	232	14.5	23	51	.451	0	0	.000	5	7	.714	22-22-44	2.8	19-1	6	7	25	6	51	3.2
2011-12	5	5	122	24.4	12	25	.480	0	0	.000	6	8	.750	10-21-31	6.2	11-0	4	9	22	3	30	6.0
<b>TOTAL</b>	<b>25</b>	<b>5</b>	<b>367</b>	<b>14.7</b>	<b>36</b>	<b>80</b>	<b>.450</b>	<b>0</b>	<b>0</b>	<b>.000</b>	<b>11</b>	<b>17</b>	<b>.647</b>	<b>34-45-79</b>	<b>3.2</b>	<b>30-1</b>	<b>10</b>	<b>18</b>	<b>47</b>	<b>9</b>	<b>83</b>	<b>3.3</b>



OPPONENTS' SCHEDULES & RESULTS

**Arizona State (6-13, 2-5 PAC 12)**

N11	Montana State	W, 78-72
N15	Pepperdine	L, 60-66
N18	New Mexico	L, 71-76
N24	vs. Fairfield ^	L, 44-55
N25	vs. Wake Forest ^	W, 84-56
N27	vs. DePaul ^	L, 64-68
D3	@Tulsa	W, 67-64
D7	Nevada	L, 61-69
D10	North Dakota State	W, 60-57
D17	Northern Arizona	L, 68-69
D19	Southern Miss	L, 61-64
D21	Fresno State	L, 65-68
D31	@Arizona	L, 51-68
J5	@USC	W, 62-53
J7	@UCLA	L, 58-75
J12	Oregon	L, 58-67
J14	Oregon State	W, 76-66
J19	@Colorado	L, 54-69
J21	@Utah	L, 43-64
J26	Washington	8:30
J28	Washington State	5:00
F2	@Stanford	10:00
F4	@California	5:00
F9	Utah	TBA
F11	Colorado	6:30
F16	@Washington	11:00
F18	@Washington State	8:00
F23	UCLA	TBA
F25	USC	8:00
M4	Arizona	3:30

**Boston College (7-12, 2-3 ACC)**

N14	New Hampshire	W, 67-64
N18	@Holy Cross	L, 64-86
N21	@Massachusetts	L, 46-82
N24	vs. St. Louis ^	L, 51-62
N25	vs. UC River. ^	W, 66-62 (ot)
N27	vs. New Mexico ^	L, 57-75
N30	Penn State	L, 54-62
D3	Boston Univ.	L, 61-75
D8	@Providence	L, 57-64
D11	Stony Brook	W, 66-51
D18	Bryant	W, 75-55
D21	Sacred Heart	W, 83-73
D29	Harvard	L, 46-67
J2	Rhode Island	L, 72-78 (2ot)
J7	@North Carolina	L, 60-83
J12	Clemson	W, 59-57
J14	Virginia Tech	W, 61-59
J19	@NC State	L, 62-76
J21	Wake Forest	L, 56-71
J26	@Virginia	9:00
J29	Miami	1:00
F1	NC State	8:00
F4	@Georgia Tech	1:00
F8	Florida State	7:00
F12	@Virginia Tech	6:00
F16	@Maryland	9:00
F19	Duke	6:00
F25	@Wake Forest	1:00
F29	Georgia Tech	7:00
M3	@Miami	2:30

**Clemson (10-9, 2-3 ACC)**

N11	Gardner-Webb	W, 65-44
N16	@Citadel	W, 73-50
N19	Coll. of Charleston	L, 69-72
N22	Coastal Carolina	L, 59-60
N25	Furman	W, 59-49
N29	@Iowa	W, 71-55
D4	South Carolina	L, 55-58
D10	@Arizona	L, 47-63
D17	Winthrop	W, 60-40
D19	Alabama State	W, 70-45
D22	vs. UTEP ^	L, 48-61
D23	South. Illinois ^	W, 83-75 (ot)
D25	at Hawai'i ^	L, 68-75
J1	East Tenn. State	W, 65-58
J7	Florida State	W, 79-59
J12	@Boston College	L, 57-59
J15	Duke	L, 66-73

J18	@Miami	L, 73-76
J21	Georgia Tech	W, 64-62
J28	Wake Forest	12:00
J31	@Virginia	7:00
F4	@Virginia Tech	4:00
F7	Maryland	7:00
F11	@Wake Forest	4:00
F14	Virginia	7:00
F18	@North Carolina	4:00
F21	@Georgia Tech	7:00
F25	NC State	2:30
M1	Virginia Tech	9:00
M4	@Florida State	12:00

**Dayton (14-5, 4-1 A10)**

N12	Western Illinois	W, 87-58
N15	@Miami (Ohio)	L, 67-72 (ot)
N19	UNC Wilmington	W, 74-49
N24	vs. Wake Forest ^	W, 80-76
N25	vs. Fairfield ^	W, 56-49
N27	vs. Minnesota ^	W, 86-70
N30	Buffalo	L, 55-84
D4	@Murray State	L, 58-75
D7	Alabama	W, 74-62
D11	USC Upstate	W, 72-68
D17	FIU	W, 61-40
D21	Seton Hall	L, 64-69
D23	Illinois-Chicago	W, 64-57
D30	Ole Miss	W, 62-50
J4	St. Louis	W, 79-72 (ot)
J7	@Temple	W, 87-77
J11	@St. Bonaventure	L, 73-81
J14	La Salle	W, 79-75
J21	Xavier	W, 87-72
J25	@Saint Joseph's	7:00
J28	Rhode Island	7:00
F1	Duquesne	7:00
F4	@St. Louis	8:00
F11	@Fordham	1:00
F15	Charlotte	7:00
F18	@Xavier	8:00
F22	@Duquesne	7:00
F25	Massachusetts	6:00
F29	@Richmond	7:00
M3	George Washington	12:00

**Duke (16-3, 4-1 ACC)**

N11	Belmont	W, 77-76
N12	Presbyterian	W, 96-55
N15	Michigan State %	W, 74-69
N18	Davidson	W, 82-69
N21	vs. Tennessee ^	W, 77-67
N22	vs. Michigan ^	W, 82-75
N23	vs. Kansas ^	W, 68-61
N29	@Ohio State	L, 63-85
D7	Colorado State	W, 87-64
D10	Washington	W, 86-80
D19	UNC Greensboro	W, 90-63
D30	Western Michigan	W, 110-70
J1	Penn	W, 85-55
J4	@Temple	L, 73-78
J7	@Georgia Tech	W, 81-74
J12	Virginia	W, 61-58
J15	@Clemson	W, 73-66
J19	Wake Forest	W, 91-73
J21	Florida State	L, 73-76
J25	@Maryland	9:00
J28	St. John's	12:00
F2	@Virginia Tech	7:00
F5	Miami	3:00
F8	@North Carolina	9:00
F11	Maryland	4:00
F16	NC State	9:00
F19	@Boston College	6:00
F23	@Florida State	7:00
F25	Virginia Tech	12:00
F28	@Wake Forest	9:00
M3	North Carolina	7:00

% - Champions Classic (New York, NY)  
^ - Maui Invitational (Lahaina, HI)

**Florida State (13-6, 4-1 ACC)**

N11	Jacksonville	W, 79-67
N14	UCF	W, 73-50
N16	Stetson	W, 79-66
N20	South Alabama	W, 80-39
N24	vs. UMass ^	W, 73-53
N25	vs. Harvard ^	L, 41-46
N26	vs. UConn ^	L, 76-78 (ot)
N30	@Michigan State	L, 49-65
D5	Charleston Southern	W, 76-51
D11	UNC Greensboro	W, 75-60
D18	Loyola-Marymount	W, 77-61
D22	@Florida	L, 64-82
D30	Princeton	L, 73-75 (3ot)
J4	Auburn	W, 85-56
J7	@Clemson	L, 59-79
J10	@Virginia Tech	W, 63-59
J14	North Carolina	W, 90-57
J17	Maryland	W, 84-70
J21	@Duke	W, 76-73
J25	@Wake Forest	7:00
F1	Georgia Tech	7:00
F4	Virginia	1:00
F8	@Boston College	7:00
F11	Miami	1:00
F16	Virginia Tech	7:00
F18	@NC State	1:00
F23	Duke	7:00
F26	@Miami	6:00
M1	@Virginia	7:00
M4	Clemson	12:00

**Gardner-Webb (9-12, 4-5 BIG SOUTH)**

N11	@Clemson	L, 44-65
N13	@Lipscomb	W, 74-71
N16	Lees-McCrae	W, 91-61
N19	@S.C. State	L, 68-73
N21	@Indiana	L, 49-73
N23	@Butler	L, 66-68
N26	Savannah State	L, 66-72
N27	@Chattanooga	W, 76-74 (ot)
D1	UNC Asheville	L, 60-66
D3	Winthrop	W, 62-60
D6	Alice Lloyd College	W, 87-57
D10	S.C. State	W, 87-57
D18	@Wake Forest	L, 59-67
D22	@East Carolina	L, 55-69
D31	@Radford	W, 61-55
J2	@VMI	L, 72-76
J7	High Point	W, 65-61 (ot)
J10	Charleston Southern	W, 80-67
J12	@Coastal Carolina	L, 63-65
J14	@Campbell	L, 68-74
J19	@Winthrop	L, 54-56
J26	Campbell	7:00
J28	Coastal Carolina	7:00
F2	@Liberty	7:00
F4	@High Point	7:00
F9	Radford	7:00
F11	VMI	7:00
F14	@Charleston Southern	7:30
F23	@UNC Asheville	7:00
F25	Presbyterian	7:00

**Georgia Southern (8-11, 6-3 SOCON)**

N11	Valparaiso	L, 81-90
N16	@Wake Forest	L, 72-81
N18	Webber Internat'l	W, 84-61
N23	@South Florida	L, 46-66
N27	@SMU	L, 49-55
D1	Chattanooga	W, 84-76
D3	Appalachian State	W, 73-62
D10	@Eastern Kentucky	L, 59-63
D19	@South Alabama	L, 57-70
D22	@Georgia State	L, 52-72
D30	@Auburn	L, 75-78
J2	Brewton Parker	W, 88-60
J5	@Elon	W, 69-63
J7	@Davidson	L, 74-96
J12	Samford	W, 58-53
J14	@Wofford	L, 63-88
J19	@Furman	L, 54-64
J21	Coll. of Charleston	W, 64-58

J23	Citadel	W, 78-72 (2ot)
J26	@Samford	8:00
J28	@Chattanooga	7:30
F4	@Western Carolina	2:00
F6	Furman	7:30
F9	Wofford	7:00
F11	@Citadel	7:05
F18	UNC Greensboro	7:30
F23	@College of Charleston	7:00
F25	Davidson	7:00

**Georgia Tech (8-11, 1-4 ACC)**

N11	Florida A&M	W, 92-59
N14	Delaware State	W, 70-52
N17	vs. St. Joseph's ^	L, 53-66
N18	vs. VCU ^	W, 73-60
N20	vs. LSU ^	L, 50-59
N23	Siena	W, 72-44
N29	Northwestern	L, 60-76
D3	@Tulane	L, 52-57
D7	@Georgia	W, 68-56
D10	@Savannah State	W, 65-45
D19	Alabama A&M	W, 65-54
D22	Mercer	L, 59-65
D29	@Fordham	L, 66-72
J3	Alabama	L, 48-73
J7	Duke	L, 74-81
J11	@NC State	W, 82-71
J15	@Maryland	L, 50-61
J19	Virginia	L, 38-70
J21	@Clemson	L, 62-64
J24	Miami	9:00
J29	@North Carolina	6:00
F1	@Florida State	7:00
F4	Boston College	1:00
F9	NC State	7:00
F15	@Wake Forest	7:30
F18	@Virginia Tech	3:00
F21	Clemson	7:00
F25	Maryland	2:30
F29	@Boston College	7:00
M3	Wake Forest	12:00

**High Point (7-13, 3-7 BIG SOUTH)**

N12	Bridgewater (Va.)	W, 95-52
N14	@Purdue	L, 65-67
N18	@UCF	L, 72-84
N22	Tennessee Tech	L, 57-62 (ot)
N26	Citadel	W, 80-72 (ot)
N29	@Hampton	L, 64-68
D3	@Campbell	L, 62-72
D7	Wake Forest	L, 83-87
D10	Averett	W, 89-53
D17	@Marshall	L, 59-79
D21	Wofford	W, 87-79
D31	Coastal Carolina	L, 52-55
J2	Charleston Southern	W, 88-78
J5	@Presbyterian	W, 63-57
J7	@Gardner-Webb	L, 61-65 (ot)
J12	Winthrop	W, 64-54
J14	UNC Asheville	L, 79-86
J17	@Radford	L, 66-85
J19	@VMI	L, 77-88
J21	Liberty	L, 78-84
J26	@UNC Asheville	7:00
J28	@Winthrop	4:00
F2	Presbyterian	7:00
F4	Gardner-Webb	7:00
F9	@Coastal Carolina	7:00
F11	@Charleston Southern	5:30
F14	Radford	7:00
F22	Campbell	7:00

**Loyola (14-5, 7-2 MAAC)**

N11	@Wake Forest	L, 63-75
N14	Coppin State	W, 78-68
N17	@UMBC	W, 73-63
N20	@New Hampshire	W, 66-60
N27	Florida Gulf Coast	W, 77-74
D1	Marist	W, 76-63
D3	@Siena	W, 66-59
D7	@Geo. Washington	W, 65-55
D10	@Mount St. Mary's	W, 65-54

D18	@St. Bonaventure	L, 66-76
D22	@Kentucky	L, 63-87
D28	@Bucknell	W, 72-67
J2	Niagara	L, 61-66
J5	Manhattan	W, 61-60
J7	Canisius	W, 77-62
J13	@Fairfield	W, 66-63
J15	@Iona	L, 63-74
J19	Siena	W, 66-55
J22	St. Peter's	W, 65-54
J27	@Niagara	7:00
J29	@Canisius	2:00
F3	Rider	7:00
F5	@St. Peter's	2:00
F10	Iona	7:00
F12	Fairfield	4:00
F15	@Marist	7:00
F24	@Rider	7:00
F26	@Manhattan	4:00

**Maryland (12-6, 2-3 ACC)**

N13	UNC Wilmington	W, 71-62
N17	vs. Alabama ^	L, 42-62
N18	vs. Colorado ^	W, 78-71
N20	vs. Iona ^	L, 63-89
N25	Florida Gulf Coast	W, 73-67
N29	Illinois	L, 62-71
D4	Notre Dame	W, 78-71
D7	Mount St. Mary's	W, 77-74
D14	FIU	W, 65-61
D23	Radford	W, 65-60
D28	Albany	W, 83-72
D31	Samford	W, 75-63
J3	Cornell	W, 70-62
J8	@NC State	L, 74-79
J11	Wake Forest	W, 70-64
J15	Georgia Tech	W, 61-50
J17	@Florida State	L, 70-84
J21	@Temple	L, 60-73
J25	Duke	9:00
J28	Virginia Tech	2:30
F1	@Miami	8:00
F4	North Carolina	4:00
F7	@Clemson	7:00
F11	@Duke	4:00
F16	Boston College	9:00
F18	@Virginia	1:00
F21	Miami	8:00
F25	@Georgia Tech	2:30
F29	@North Carolina	7:00
M4	Virginia	2:00

**Miami (10-7, 1-3 ACC)**

**OPPONENTS' SCHEDULES & RESULTS**

**Nebraska (10-9, 2-6 BIG TEN)**

N11 South Dakota W, 65-48  
 N14 @USC W, 64-61 (2ot)  
 N20 Rhode Island W, 83-63  
 N23 Oregon L, 76-83  
 N26 South Dakota State W, 76-64  
 N30 Wake Forest L, 53-55  
 D4 @Creighton L, 66-76  
 D7 Florida Gulf Coast W, 51-50  
 D10 @TCU W, 69-57  
 D17 Alcorn State W, 60-46  
 D20 Central Michigan W, 72-69  
 D22 Wisconsin L, 40-64  
 D27 Michigan State L, 55-68  
 J3 @Ohio State L, 40-71  
 J7 @Illinois L, 54-59  
 J11 Penn State W, 70-58  
 J15 @Wisconsin L, 45-50  
 J18 Indiana W, 70-69  
 J21 Ohio State L, 45-79  
 J26 @Iowa 7:00  
 F2 @Northwestern 7:00  
 F5 Minnesota 1:00  
 F8 Michigan 8:30  
 F11 @Penn State 1:00  
 F18 Illinois 5:00  
 F22 @Purdue 6:30  
 F25 @Michigan State 8:00  
 F29 Iowa 9:00  
 M3 @Minnesota 12:30

**North Carolina (16-3, 3-1 acc)**

N11 MichigState W, 67-55  
 N13 @UNC Asheville W, 91-75  
 N20 Miss. Valley St. ^ W, 101-75  
 N22 Tennessee State ^ W, 102-69  
 N25 vs. So. Carolina % W, 87-62  
 N26 vs. UNLV % L, 80-90  
 N30 Wisconsin W, 60-57  
 D3 @Kentucky L, 72-73  
 D6 Evansville W, 97-48  
 D10 Long Beach State W, 84-78  
 D17 Appalachian State W, 97-82  
 D19 Nicholls State W, 99-49  
 D21 Texas W, 82-63  
 D29 Elon W, 100-62  
 J1 Monmouth W, 102-65  
 J7 Boston College W, 83-60  
 J10 Miami W, 73-56  
 J14 @Florida State L, 57-90  
 J19 @Virginia Tech W, 82-68  
 J26 NC State 7:00  
 J29 Georgia Tech 6:00  
 J31 @Wake Forest 9:00  
 F4 @Maryland 4:00  
 F8 Duke 9:00  
 F11 Virginia 1:00  
 F15 @Miami 7:00  
 F18 Clemson 4:00  
 F21 @NC State 8:00  
 F25 @Virginia 4:00  
 F29 Maryland 7:00  
 M3 @Duke 7:00

^ - Las Vegas Invitational (Chapel Hill, NC)  
 % - Las Vegas Invitational (Las Vegas, NV)

**NC Central (9-10, 3-3 MEAC)**

N11 @Charlotte L, 57-73  
 N13 Johnson & Wales W, 115-41  
 N16 @Wagner L, 83-87  
 N20 @Wake Forest L, 79-93  
 N23 Morris College W, 112-50  
 N26 Barber-Scotia W, 104-55  
 N29 Southern Wesleyan W, 94-60  
 D3 N.C. A&T W, 65-46  
 D6 @Eastern Kentucky L, 62-75  
 D11 @NC State L, 60-65  
 D20 vs. Oregon ^ L, 45-58  
 D21 vs. S.F. Austin ^ W, 65-57  
 D22 vs. Prairie View ^ W, 69-58  
 D29 @East Carolina L, 76-84  
 J7 Florida A&M L, 60-62  
 J9 Bethune-Cookman W, 69-64  
 J16 @Howard W, 69-53

J21 @Coppin State L, 57-77  
 J23 @Morgan State L, 64-71  
 J28 Delaware State 4:00  
 J30 Md.-Eastern Shore 7:00  
 F4 @Florida A&M 6:00  
 F6 @Bethune-Cookman 7:30  
 F11 Savannah State 4:00  
 F13 S.C. State 7:00  
 F18 @N.C. A&T 4:00  
 F22 @Indiana 7:00  
 F25 @Savannah State 4:00  
 F27 @S.C. State 7:30  
 M1 @Hampton 7:00

^ - Global Sports Hoops Showcase (Eugene, OR)

**NC State (15-5, 4-1 acc)**

N11 UNC Asheville W, 84-75  
 N13 Morehead State W, 91-61  
 N16 Princeton W, 60-58  
 N19 vs. Vanderbilt ^ L, 79-86  
 N21 vs. Texas ^ W, 77-74  
 N25 Elon W, 82-67  
 N30 Indiana L, 75-86  
 D4 @Stanford L, 72-76  
 D11 NC Central W, 65-60  
 D17 Syracuse L, 72-88  
 D20 @St. Bonaventure W, 88-59  
 D22 Northeastern W, 88-59  
 D29 Campbell W, 87-81  
 J31 Western Carolina W, 82-55  
 J4 Delaware State W, 78-44  
 J8 Maryland W, 79-74  
 J11 Georgia Tech L, 71-82  
 J14 @Wake Forest W, 76-40  
 J19 Boston College W, 76-62  
 J22 @Miami W, 78-73  
 J26 @North Carolina 7:00  
 J28 Virginia 8:00  
 F1 @Boston College 8:00  
 F4 Wake Forest 1:00  
 F9 @Georgia Tech 7:00  
 F16 @Duke 9:00  
 F18 Florida State 1:00  
 F21 North Carolina 8:00  
 F25 @Clemson 2:30  
 F29 Miami 9:00  
 M4 @Virginia Tech 6:00

^ - Legends Classic (East Rutherford, NJ)

**UNC Wilmington (8-11, 4-5 CAA)**

N13 @Maryland L, 62-71  
 N19 @Dayton L, 49-74  
 N22 Marshall L, 64-69  
 N26 Davidson L, 67-70  
 N30 @Toledo L, 73-75  
 D3 @Illinois State W, 63-54  
 D6 @Liberty W, 77-68  
 D17 @VCU L, 64-87  
 D19 Campbell W, 67-65  
 D21 @Wake Forest L, 78-87  
 D30 Furman W, 72-61  
 J2 Delaware W, 80-75  
 J4 @Northeastern W, 70-62  
 J7 Hofstra W, 86-80  
 J11 @Georgia State L, 61-75  
 J14 Drexel L, 57-79  
 J18 James Madison L, 61-69  
 J21 @William & Mary W, 68-66  
 J23 @George Mason L, 61-67  
 J25 Old Dominion 7:00  
 J28 @Towson 7:00  
 F1 Georgia State 7:00  
 F4 William & Mary 7:00  
 F8 @Delaware 7:00  
 F11 George Mason 7:00  
 F14 @Old Dominion 7:00  
 F22 VCU 7:00  
 F25 @Hofstra 4:00

**Richmond (11-9, 2-3 A10)**

N11 American W, 66-56  
 N14 @Davidson L, 61-74  
 N17 Hampton ^ W, 72-51  
 N19 Sacred Heart ^ W, 83-58  
 N22 vs. Illinois % L, 61-70  
 N23 vs. Rutgers % W, 58-53  
 N30 @William & Mary W, 92-61  
 D3 @Wake Forest W, 70-62  
 D10 @VCU L, 51-73  
 D14 Iona L, 79-88  
 D17 @Bucknell L, 65-79  
 D20 Old Dominion W, 90-82 (ot)  
 D23 @UCLA L, 63-71  
 D28 Liberty W, 77-61  
 D30 UNC Greensboro W, 78-58  
 J4 @Charlotte L, 70-75  
 J7 @Rhode Island W, 70-53  
 J14 Temple W, 76-65  
 J18 @Geo. Washington L, 65-83  
 J21 Massachusetts L, 68-79  
 J25 Fordham 7:00  
 J28 @St. Bonaventure 7:00  
 F1 Saint Joseph's 7:00  
 F4 @Duquesne 7:00  
 F8 La Salle 7:00  
 F11 George Washington 5:00  
 F15 @St. Louis 8:00  
 F18 Charlotte 6:00  
 F22 @Saint Joseph's 7:00  
 F25 @Xavier 8:00  
 F29 Dayton W, 70-70

^ - Cancun Challenge (Richmond, VA)  
 % - Cancun Challenge (Cancun, Mexico)

**Seton Hall (15-4, 4-3 BIG EAST)**

N12 St. Francis (N.Y.) W, 75-71  
 N17 vs. VCU ^ W, 69-54  
 N18 vs. St. Joseph's ^ W, 78-70  
 N20 vs. Northwestern ^ L, 73-80  
 N22 Yale W, 73-62  
 N26 St. Peter's W, 63-54  
 D2 Auburn W, 81-59  
 D6 N.J. Tech W, 78-48  
 D10 Wake Forest W, 68-54  
 D18 Mercer W, 80-77 (ot)  
 D21 @Dayton W, 69-64  
 D23 @Longwood W, 87-61  
 D28 @Syracuse L, 49-75  
 D30 West Virginia W, 67-48  
 J3 Connecticut W, 75-63  
 J7 @Providence W, 66-57  
 J10 DePaul W, 94-73  
 J13 @South Florida L, 55-56  
 J18 @Villanova L, 76-84  
 J25 Notre Dame 8:00  
 J28 Louisville 8:00  
 J31 @Marquette 8:00  
 F4 @Connecticut 12:00  
 F8 @Rutgers 9:00  
 F12 Pittsburgh 12:00  
 F14 St. John's 7:00  
 F18 @Cincinnati 4:00  
 F21 Georgetown 7:00  
 F25 Rutgers 5:00  
 M3 @DePaul 6:00

^ - Charleston Classic (Charleston, SC)

**Texas Tech (7-11, 0-6 BIG 12)**

N11 Troy W, 90-85  
 N16 North Texas W, 69-64  
 N20 Stephen F. Austin W, 66-54  
 N24 Indiana State ^ L, 49-60  
 N25 DePaul ^ L, 70-76  
 N27 Wake Forest ^ L, 61-70  
 D1 @Texas A&M-CC W, 61-54  
 D6 @TCU L, 69-75  
 D18 Grambling W, 87-59  
 D22 @Oral Roberts L, 56-72  
 D27 CSU Bakersfield W, 74-58  
 D30 SE Louisiana W, 62-54  
 J4 @Oklahoma State L, 59-67  
 J7 Baylor L, 60-73  
 J11 Kansas L, 46-81

J14 @Texas A&M L, 54-67  
 J17 @Oklahoma L, 55-64  
 J21 Iowa State L, 52-76  
 J25 Kansas State 9:00  
 J28 @Missouri 1:30  
 J31 Oklahoma State 8:00  
 F4 @Texas 7:00  
 F7 @Kansas State 8:00  
 F11 Oklahoma 8:00  
 F14 Texas A&M 7:00  
 F18 @Kansas 8:00  
 F22 @Iowa State 9:00  
 F25 Texas 4:00  
 F27 @Baylor 9:00  
 M3 Missouri 4:00

^ - Old Spice Classic (Orlando, FL)

**Virginia (15-3, 2-2 acc)**

N13 S.C. State W, 75-38  
 N15 Winthrop W, 69-48  
 N18 vs. TCU ^ L, 55-57  
 N19 vs. Drexel ^ W, 49-35  
 N21 vs. Drake ^ W, 60-52  
 N25 Green Bay W, 68-42  
 N29 Michigan W, 70-58  
 D3 Longwood W, 86-53  
 D6 George Mason W, 68-48  
 D18 @Oregon W, 67-54  
 D21 @Seattle W, 83-77  
 D27 Md.-Eastern Shore W, 69-42  
 D30 Towson W, 57-50  
 J2 @LSU W, 57-52  
 J7 Miami W, 52-51  
 J12 @Duke L, 58-61  
 J19 @Georgia Tech W, 70-38  
 J22 Virginia Tech L, 45-47  
 J26 Boston College 9:00  
 J28 @NC State 8:00  
 J31 Clemson W, 78-70  
 F4 @Florida State 1:00  
 F8 Wake Forest 7:30  
 F11 @North Carolina 1:00  
 F14 @Clemson 7:00  
 F18 Maryland 1:00  
 F21 @Virginia Tech 9:00  
 F25 North Carolina 4:00  
 M1 Florida State 7:00  
 M4 @Maryland 2:00

^ - Paradise Jam (St. Thomas, USVI)

**Virginia Tech (12-7, 1-4 acc)**

N12 East Tenn. State W, 64-53  
 N14 Monmouth ^ W, 91-46  
 N15 FIU ^ W, 78-63  
 N23 vs. Syracuse % L, 58-69  
 N25 vs. Oklahoma St. % W, 59-57  
 N27 St. Bonaventure W, 73-64  
 N30 @Minnesota L, 55-58  
 D4 Kansas State L, 61-69  
 D7 @Rhode Island W, 78-67  
 D11 Norfolk State W, 73-60  
 D17 Campbell W, 85-60  
 D19 North Florida W, 84-55  
 D22 Eastern Michigan W, 71-50  
 D31 @Oklahoma State W, 67-61  
 J7 @Wake Forest L, 55-58  
 J10 Florida State L, 59-63  
 J14 @Boston College L, 59-61  
 J19 North Carolina L, 68-82  
 J22 @Virginia W, 47-45  
 J25 BYU 7:00  
 J28 @Maryland 2:30  
 F2 Duke 7:00  
 F4 Clemson 4:00  
 F9 @Miami 9:00  
 F12 Boston College 6:00  
 F16 @Florida State 7:00  
 F18 Georgia Tech 3:00  
 F21 Virginia 9:00  
 F25 @Duke 12:00  
 M1 @Clemson 9:00  
 M4 NC State 6:00

^ - NIT Season Tip-Off (Blacksburg, VA)  
 % - NIT Season Tip-Off (New York, NY)

**Wofford (12-8, 5-3 socon)**

N11 @Georgia L, 49-62  
 N13 Emory & Henry W, 70-55  
 N19 @Wisconsin L, 33-69  
 N22 @Bradley W, 70-66  
 N25 vs. UMKC ^ L, 58-64 (ot)  
 N26 vs. Prairie View ^ W, 56-49  
 D1 Davidson L, 69-72  
 D3 Citadel W, 82-63  
 D6 Tulane W, 61-50  
 D10 Virginia-Wise W, 69-66  
 D18 Jacksonville W, 63-57  
 D21 @High Point L, 79-87  
 D28 @South Carolina L, 45-57  
 J2 @Wake Forest W, 56-52  
 J5 Coll. of Charleston W, 75-58  
 J7 @Western Carolina L, 57-67  
 J12 @Chattanooga L, 48-51  
 J14 Georgia Southern W, 88-63  
 J19 Appalachian State W, 73-61  
 J21 @Furman W, 79-72  
 J26 @Citadel 7:05  
 J28 @College of Charleston 12:00  
 J30 Western Carolina 7:00  
 F4 Samford 2:00  
 F6 @Davidson 7:00  
 F9 @Georgia Southern 7:00  
 F11 @Appalachian State 2:00  
 F15 Elon 7:00  
 F21 @UNC Greensboro 7:00  
 F25 Furman 7:00

^ - Chicago Inv. (Hoffman Estates, IL)

**Yale (12-4, 2-0 ivy)**

N11 Central Conn. State W, 73-69  
 N15 @Quinnipiac L, 62-68  
 N17 Lyndon State W, 101-37  
 N22 @Seton Hall L, 62-73  
 N26 @Army W, 84-75  
 N29 @Hartford W, 74-69  
 D3 Vermont W, 68-52  
 D5 @Sacred Heart W, 73-71  
 D7 Bryant W, 76-59  
 D18 @Rhode Island W, 68-65  
 D29 @Wake Forest L, 71-72  
 D31 @Florida L, 70-90  
 J3 Holy Cross W, 82-67  
 J8 St. Joseph's Coll. W, 101-86  
 J14 Brown W, 68-64  
 J21 @Brown W, 73-60  
 J27 Harvard 7:00  
 J28 Dartmouth 7:00  
 F3 Penn 7:00  
 F4 Princeton 7:00  
 F10 @Cornell 7:00  
 F11 @Columbia 7:00  
 F17 @Dartmouth 7:00  
 F18 @Harvard 7:00  
 F24 Columbia 7:00  
 F25 Cornell 7:00  
 M2 @Princeton 7:00  
 M3 @Penn 7:00

1		<p><b>TONY CHENNAULT ■ SO. ■ G</b> 6-2 ■ 195 ■ PHILADELPHIA, PA.</p> <table border="1"> <thead> <tr> <th>PPG</th> <th>RPG</th> <th>MPG</th> <th>APG</th> <th>STL</th> <th>FG%</th> <th>3FG%</th> <th>FT%</th> </tr> </thead> <tbody> <tr> <td>10.6</td> <td>2.9</td> <td>30.3</td> <td>2.89</td> <td>23</td> <td>42.9</td> <td>23.3</td> <td>63.4</td> </tr> </tbody> </table>	PPG	RPG	MPG	APG	STL	FG%	3FG%	FT%	10.6	2.9	30.3	2.89	23	42.9	23.3	63.4	<p><b>LAST GAME:</b> Matched a career-high with 6 assists alongside 9 points and 2 rebounds in 38 minutes of action.</p> <p><b>NOTABLE:</b> Team captain who is finally 100% healthy... Suffered broken foot in the 2011 season opener and missed 17 games... last name is pronounced "shuh-NALT".</p>	<p><b>CAREER HIGHS</b> PTS: 20 - at High Point, 12/7/11 REB: 6 - vs. Dayton, 11/24/11 MIN: 39 - at Maryland, 1/11/12 AST: 6 - 4 times (at BC, 1/21/12)</p>
PPG	RPG	MPG	APG	STL	FG%	3FG%	FT%													
10.6	2.9	30.3	2.89	23	42.9	23.3	63.4													
2		<p><b>ANTHONY FIELDS ■ FR. ■ G</b> 6-0 ■ 170 ■ DETROIT, MICH.</p> <table border="1"> <thead> <tr> <th>PPG</th> <th>RPG</th> <th>MPG</th> <th>APG</th> <th>STL</th> <th>FG%</th> <th>3FG%</th> <th>FT%</th> </tr> </thead> <tbody> <tr> <td>1.4</td> <td>0.8</td> <td>11.1</td> <td>1.31</td> <td>5</td> <td>22.6</td> <td>9.1</td> <td>58.3</td> </tr> </tbody> </table>	PPG	RPG	MPG	APG	STL	FG%	3FG%	FT%	1.4	0.8	11.1	1.31	5	22.6	9.1	58.3	<p><b>LAST GAME:</b> Did not play.</p> <p><b>NOTABLE:</b> Detroit native who played junior &amp; senior seasons locally at Winston-Salem's Quality Education Academy... quickness reminds some of former Deacon Ishmael Smith.</p>	<p><b>CAREER HIGHS</b> PTS: 7 - vs. Loyola, 11/11/11 REB: 3 - vs. NC State, 1/14/12 MIN: 23 - vs. Loyola, 11/11/11 AST: 4 - 2 times (vs. Dayton, 11/24/11)</p>
PPG	RPG	MPG	APG	STL	FG%	3FG%	FT%													
1.4	0.8	11.1	1.31	5	22.6	9.1	58.3													
4		<p><b>DANIEL GREEN ■ FR. ■ F</b> 6-10 ■ 210 ■ COLLEYVILLE, TEXAS</p> <table border="1"> <thead> <tr> <th>PPG</th> <th>RPG</th> <th>MPG</th> <th>AST</th> <th>BLK</th> <th>FG%</th> <th>3FG%</th> <th>FT%</th> </tr> </thead> <tbody> <tr> <td>1.4</td> <td>1.4</td> <td>6.8</td> <td>3</td> <td>2</td> <td>41.2</td> <td>--</td> <td>56.3</td> </tr> </tbody> </table>	PPG	RPG	MPG	AST	BLK	FG%	3FG%	FT%	1.4	1.4	6.8	3	2	41.2	--	56.3	<p><b>LAST GAME:</b> Played 3 minutes off the bench, but did not record a stat.</p> <p><b>NOTABLE:</b> Lanky big man with loads of potential... active rebounder who uses long frame to haul in boards... great work ethic... seventh Texan to play for Deacons since 1996.</p>	<p><b>CAREER HIGHS</b> PTS: 6 - vs. Loyola, 11/11/11 REB: 6 - vs. Loyola, 11/11/11 MIN: 14 - 2 times (vs. ASU, 11/25/11) BLK: 2 - vs. Texas Tech, 11/27/11</p>
PPG	RPG	MPG	AST	BLK	FG%	3FG%	FT%													
1.4	1.4	6.8	3	2	41.2	--	56.3													
10		<p><b>CHASE FISCHER ■ FR. ■ G</b> 6-3 ■ 180 ■ RIPLEY, W.VA.</p> <table border="1"> <thead> <tr> <th>PPG</th> <th>RPG</th> <th>MPG</th> <th>APG</th> <th>STL</th> <th>FG%</th> <th>3FG%</th> <th>FT%</th> </tr> </thead> <tbody> <tr> <td>6.8</td> <td>2.3</td> <td>27.4</td> <td>1.42</td> <td>14</td> <td>36.4</td> <td>33.7</td> <td>84.0</td> </tr> </tbody> </table>	PPG	RPG	MPG	APG	STL	FG%	3FG%	FT%	6.8	2.3	27.4	1.42	14	36.4	33.7	84.0	<p><b>LAST GAME:</b> Reached double figures with 13 points and hauled in a rebound while playing 29 minutes as a reserve.</p> <p><b>NOTABLE:</b> Tremendous outside shooter with deep range... prolific scorer in high school... possesses high basketball IQ... 2010-11 first team Parade All-American.</p>	<p><b>CAREER HIGHS</b> PTS: 14 - vs. UNCW, 12/21/11 REB: 5 - 2 times (vs. NC State, 1/14/12) MIN: 37 - vs. Wofford, 1/2/12 AST: 5 - vs. NC Central, 11/20/11</p>
PPG	RPG	MPG	APG	STL	FG%	3FG%	FT%													
6.8	2.3	27.4	1.42	14	36.4	33.7	84.0													
11		<p><b>C.J. HARRIS ■ JR. ■ G</b> 6-3 ■ 190 ■ WINSTON-SALEM, N.C.</p> <table border="1"> <thead> <tr> <th>PPG</th> <th>RPG</th> <th>MPG</th> <th>APG</th> <th>STL</th> <th>FG%</th> <th>3FG%</th> <th>FT%</th> </tr> </thead> <tbody> <tr> <td>17.3</td> <td>3.4</td> <td>34.3</td> <td>2.56</td> <td>21</td> <td>49.7</td> <td>48.3</td> <td>80.3</td> </tr> </tbody> </table>	PPG	RPG	MPG	APG	STL	FG%	3FG%	FT%	17.3	3.4	34.3	2.56	21	49.7	48.3	80.3	<p><b>LAST GAME:</b> Recorded a season-high 5 assists with 15 points, 3 steals and 3 rebounds in 34 minutes.</p> <p><b>NOTABLE:</b> In second season as team captain... local product who is team's most veteran player... will look to score more from the off-guard position.</p>	<p><b>CAREER HIGHS</b> PTS: 24 - vs. Miami, 2/9/11 REB: 9 - vs. VCU, 11/16/10 MIN: 42 - vs. Xavier, 1/3/10 AST: 8 - at Elon, 11/20/10</p>
PPG	RPG	MPG	APG	STL	FG%	3FG%	FT%													
17.3	3.4	34.3	2.56	21	49.7	48.3	80.3													
25		<p><b>NIKITA MESCHERIAKOV ■ R-SR. ■ F</b> 6-7 ■ 220 ■ MINSK, BELARUS</p> <table border="1"> <thead> <tr> <th>PPG</th> <th>RPG</th> <th>MPG</th> <th>APG</th> <th>STL</th> <th>FG%</th> <th>3FG%</th> <th>FT%</th> </tr> </thead> <tbody> <tr> <td>7.1</td> <td>4.1</td> <td>24.4</td> <td>1.53</td> <td>10</td> <td>34.5</td> <td>22.9</td> <td>69.5</td> </tr> </tbody> </table>	PPG	RPG	MPG	APG	STL	FG%	3FG%	FT%	7.1	4.1	24.4	1.53	10	34.5	22.9	69.5	<p><b>LAST GAME:</b> Notched 6 points, 2 rebounds and an assist in only 18 minutes on the court.</p> <p><b>NOTABLE:</b> Georgetown transfer is in his third year with the Deacons... lefty is terrific outside shooter who picks his spots... last name is pronounced "muh-SHARE-uh-kov".</p>	<p><b>CAREER HIGHS</b> PTS: 14 - vs. NC Central, 11/20/11 REB: 10 - vs. Virginia Tech, 1/7/12 MIN: 33 - vs. Texas Tech, 11/27/11 AST: 3 - 5 times (vs. Wofford, 1/2/12)</p>
PPG	RPG	MPG	APG	STL	FG%	3FG%	FT%													
7.1	4.1	24.4	1.53	10	34.5	22.9	69.5													
30		<p><b>TRAVIS MCKIE ■ SO. ■ F</b> 6-7 ■ 210 ■ RICHMOND, VA.</p> <table border="1"> <thead> <tr> <th>PPG</th> <th>RPG</th> <th>MPG</th> <th>BLK</th> <th>STL</th> <th>FG%</th> <th>3FG%</th> <th>FT%</th> </tr> </thead> <tbody> <tr> <td>17.2</td> <td>6.7</td> <td>34.7</td> <td>13</td> <td>19</td> <td>50.0</td> <td>37.5</td> <td>72.4</td> </tr> </tbody> </table>	PPG	RPG	MPG	BLK	STL	FG%	3FG%	FT%	17.2	6.7	34.7	13	19	50.0	37.5	72.4	<p><b>LAST GAME:</b> Posted his second consecutive double-double with 20 points and 10 rebounds in 38 minutes.</p> <p><b>NOTABLE:</b> Double-double potential every night out... named Freshman All-American and to ACC All-Freshman team in 2010-11... last name rhymes with "sky".</p>	<p><b>CAREER HIGHS</b> PTS: 25 - 4 times (at Maryland, 1/11/12) REB: 15 - 2 times (vs. VT, 1/7/12) MIN: 39 - 2 times (at Maryland, 1/11/12) AST: 4 - vs. Iowa, 11/30/10</p>
PPG	RPG	MPG	BLK	STL	FG%	3FG%	FT%													
17.2	6.7	34.7	13	19	50.0	37.5	72.4													
33		<p><b>CARSON DESROSIERIS ■ SO. ■ C</b> 7-0 ■ 240 ■ WINDHAM, N.H.</p> <table border="1"> <thead> <tr> <th>PPG</th> <th>RPG</th> <th>MPG</th> <th>AST</th> <th>BLK</th> <th>FG%</th> <th>3FG%</th> <th>FT%</th> </tr> </thead> <tbody> <tr> <td>4.8</td> <td>5.0</td> <td>23.3</td> <td>17</td> <td>47</td> <td>42.2</td> <td>29.4</td> <td>56.7</td> </tr> </tbody> </table>	PPG	RPG	MPG	AST	BLK	FG%	3FG%	FT%	4.8	5.0	23.3	17	47	42.2	29.4	56.7	<p><b>LAST GAME:</b> Grabbed 8 rebounds with 2 points, 2 steals, an assist and a block in 16 minutes.</p> <p><b>NOTABLE:</b> Skilled post who can play inside and out with above-average shooting range... terrific shot-blocker... Last name is pronounced "duh-ROW-zures".</p>	<p><b>CAREER HIGHS</b> PTS: 13 - at Nebraska, 11/30/11 REB: 12 - at Nebraska, 11/30/11 MIN: 36 - at Nebraska, 11/30/11 BLK: 8 - vs. Loyola, 11/11/11</p>
PPG	RPG	MPG	AST	BLK	FG%	3FG%	FT%													
4.8	5.0	23.3	17	47	42.2	29.4	56.7													
40		<p><b>TY WALKER ■ SR. ■ C</b> 7-0 ■ 230 ■ WILMINGTON, N.C.</p> <table border="1"> <thead> <tr> <th>PPG</th> <th>RPG</th> <th>MPG</th> <th>AST</th> <th>BLK</th> <th>FG%</th> <th>3FG%</th> <th>FT%</th> </tr> </thead> <tbody> <tr> <td>5.2</td> <td>5.8</td> <td>20.1</td> <td>7</td> <td>29</td> <td>56.1</td> <td>--</td> <td>75.0</td> </tr> </tbody> </table>	PPG	RPG	MPG	AST	BLK	FG%	3FG%	FT%	5.2	5.8	20.1	7	29	56.1	--	75.0	<p><b>LAST GAME:</b> Brought in a team-high 11 rebounds with 6 points and 6 blocked shots in 24 minutes.</p> <p><b>NOTABLE:</b> Missed the first nine games of the season due to University-imposed suspension... one of top shot-blockers in school history... athletic big man.</p>	<p><b>CAREER HIGHS</b> PTS: 12 - 2 times (vs. GWU, 12/18/11) REB: 12 - vs. Wofford, 1/2/12 MIN: 32 - at Maryland, 1/11/12 BLK: 11 - vs. Marist, 11/23/10</p>
PPG	RPG	MPG	AST	BLK	FG%	3FG%	FT%													
5.2	5.8	20.1	7	29	56.1	--	75.0													
41		<p><b>BROOKS GODWIN ■ SR. ■ F</b> 6-5 ■ 215 ■ WINSTON-SALEM, N.C.</p> <table border="1"> <thead> <tr> <th>PPG</th> <th>RPG</th> <th>MPG</th> <th>APG</th> <th>STL</th> <th>FG%</th> <th>3FG%</th> <th>FT%</th> </tr> </thead> <tbody> <tr> <td>0.0</td> <td>1.0</td> <td>3.5</td> <td>0.0</td> <td>0</td> <td>0.0</td> <td>--</td> <td>--</td> </tr> </tbody> </table>	PPG	RPG	MPG	APG	STL	FG%	3FG%	FT%	0.0	1.0	3.5	0.0	0	0.0	--	--	<p><b>LAST GAME:</b> Did not play.</p> <p><b>NOTABLE:</b> Non-scholarship player who was voted as a team captain for the 2011-12 season... in his fourth season with the team... has reputation as one of the toughest and hardest-working players on the team.</p>	<p><b>CAREER HIGHS</b> PTS: 2 - 2 times (vs. NC State, 1/14/12) REB: 2 - 2 times (vs. ASU, 11/25/11) MIN: 8 - vs. Marist, 11/23/10 FG: 1 - 2 times (vs. NC State, 1/14/12)</p>
PPG	RPG	MPG	APG	STL	FG%	3FG%	FT%													
0.0	1.0	3.5	0.0	0	0.0	--	--													
42		<p><b>SPENCER JENNINGS ■ JR. ■ G</b> 6-0 ■ 170 ■ MIDLAND, MICH.</p> <table border="1"> <thead> <tr> <th>PPG</th> <th>RPG</th> <th>MPG</th> <th>APG</th> <th>STL</th> <th>FG%</th> <th>3FG%</th> <th>FT%</th> </tr> </thead> <tbody> <tr> <td>--</td> <td>--</td> <td>--</td> <td>--</td> <td>--</td> <td>--</td> <td>--</td> <td>--</td> </tr> </tbody> </table>	PPG	RPG	MPG	APG	STL	FG%	3FG%	FT%	--	--	--	--	--	--	--	--	<p><b>LAST GAME:</b> Did not play.</p> <p><b>NOTABLE:</b> Non-scholarship player who suffered a torn ACL during the offseason in May... had surgery mid-June and is still rehabbing the knee... earliest return date could be in January... great shooter who transferred from D-III Albion College.</p>	<p><b>CAREER HIGHS</b> PTS: -- REB: -- MIN: -- AST: --</p>
PPG	RPG	MPG	APG	STL	FG%	3FG%	FT%													
--	--	--	--	--	--	--	--													
43		<p><b>AARON INGLE ■ SR. ■ G</b> 6-0 ■ 175 ■ WEAVERVILLE, N.C.</p> <table border="1"> <thead> <tr> <th>PPG</th> <th>RPG</th> <th>MPG</th> <th>APG</th> <th>STL</th> <th>FG%</th> <th>3FG%</th> <th>FT%</th> </tr> </thead> <tbody> <tr> <td>0.0</td> <td>0.5</td> <td>3.5</td> <td>0.0</td> <td>1</td> <td>--</td> <td>--</td> <td>--</td> </tr> </tbody> </table>	PPG	RPG	MPG	APG	STL	FG%	3FG%	FT%	0.0	0.5	3.5	0.0	1	--	--	--	<p><b>LAST GAME:</b> Did not play.</p> <p><b>NOTABLE:</b> Non-scholarship player who is an emergency option at point guard... saw significant action at the point while Chennault was sidelined last season... high school teammate of Duke's Mason and Miles Plumlee.</p>	<p><b>CAREER HIGHS</b> PTS: 2 - vs. Marist, 11/23/10 REB: 1 - 3 times (vs. Wofford, 1/2/12) MIN: 14 - vs. Hampton, 11/15/10 AST: 1 - vs. Elon, 12/13/09</p>
PPG	RPG	MPG	APG	STL	FG%	3FG%	FT%													
0.0	0.5	3.5	0.0	1	--	--	--													
45		<p><b>RYAN KEENAN ■ SR. ■ F</b> 6-5 ■ 195 ■ BELLAIRE, TEXAS</p> <table border="1"> <thead> <tr> <th>PPG</th> <th>RPG</th> <th>MPG</th> <th>AST</th> <th>STL</th> <th>FG%</th> <th>3FG%</th> <th>FT%</th> </tr> </thead> <tbody> <tr> <td>0.0</td> <td>1.5</td> <td>2.5</td> <td>1</td> <td>0</td> <td>0.0</td> <td>--</td> <td>--</td> </tr> </tbody> </table>	PPG	RPG	MPG	AST	STL	FG%	3FG%	FT%	0.0	1.5	2.5	1	0	0.0	--	--	<p><b>LAST GAME:</b> Did not record a stat in just under one minute.</p> <p><b>NOTABLE:</b> Non-scholarship player who provides depth at the wing position... possesses a great outside shot... played 14 minutes in the 2010-11 season finale at Boston College... one of seven Texans to play for the Deacons since 1996.</p>	<p><b>CAREER HIGHS</b> PTS: 3 - 2 times (at UNC, 2/15/11) REB: 2 - 2 times (vs. ASU, 11/25/11) MIN: 14 - at Boston College, 3/6/11 AST: 1 - 4 times (vs. ASU, 11/25/11)</p>
PPG	RPG	MPG	AST	STL	FG%	3FG%	FT%													
0.0	1.5	2.5	1	0	0.0	--	--													