



Opening Tip: Wake Forest will play two SEC opponents at home over the next two weeks – Vanderbilt (Tuesday, 9 p.m.) and Georgia (Dec.2)... ACC teams are a combined 34-3 through November 19... Kyle Visser is shooting 79.4 percent (27-of-34).

2006-07 Wake Forest Demon Deacons (3-0)

No.	Name	Cl	Pos	Ht	Wt	Ppg	Rpg	Note
2	Shamaine Dukes*	G	6-1	175	So.	2.5	3.0	Got first start of the season Friday vs. Elon
4	Harvey Hale*	G	6-2	186	So.	13.0	2.3	36 of his 39 points this season have come after half
10	Ishmael Smith	G	5-11	155	Fr.	10.7	3.7	Lightning-quick rookie averaging 8.3 assists pg
11	Cameron Stanley *	F	6-6	214	So.	2.0	1.0	Southpaw wing saw first action of season Friday
13	Chas McFarland	C	7-0	235	Fr.	1.5	3.0	6 rebounds, 3 points in 9 minutes Friday vs. Elon
20	Mike Lepore*	G	6-1	170	So.	---	---	New Jersey walk-on back for second year
23	Kevin Swinton*	F	6-7	224	So.	6.0	3.3	Coming off career-high 11-point performance
30	Matt Smith*	G	6-2	185	So.	---	---	Walk-on from nearby Advance, N.C.
31	Jamie Skeen	F	6-8	220	Fr.	7.7	2.7	Rookie hasn't started, but averaging 23 minutes pg.
33	Anthony Gurley	G	6-3	185	Fr.	2.0	0.7	Boston rookie a terrific shooter despite going 0-3 Fri.
34	Michael Drum*	F	6-6	204	Sr.	10.3	3.7	Unselfish, savvy senior scored 13 points Friday
42	L.D. Williams	G	6-4	210	Fr.	5.3	2.0	Newcomer starting, bringing athleticism to lineup
44	David Weaver	F-C	6-10	224	r-Fr.	1.3	2.0	Blocked 2 shots, had 3 rebounds in 10 minutes Fri.
45	Casey Crawford	F	6-9	225	Fr.	2.0	0.0	Rookie saw first action, scored first points Friday
52	Bobby Hoekstra*	F	6-7	225	So.	---	---	Walk-on from Chris Paul's hometown (Lewisville)
55	Kyle Visser**	C	6-11	255	Sr.	23.0	9.0	Giddy over good start, now he wants consistency

*denotes letters earned

Head Coach Skip Prosser (U.S. Merchant Marine Academy '72)/6th season at WFU
Associate Head Coach Jeff Battle (Marshall '85)/6th season at Wake Forest
Associate Head Coach Dino Gaudio (Ohio '81)/6th season at Wake Forest
Assistant Coach Pat Kelsey (Xavier '98)/6th season at Wake Forest
Director of BKB Operations Mike Muse (Appalachian State '85)/1st season at Wake Forest

How To Say It

Shamaine Dukes *shuh-main Dukes* Chas McFarland *CHASE McFarland*



34 **MICHAEL DRUM** ▶ 10.3 ppg / 3.7 rpg
Sr.
F
6-4
 Started Friday vs. Elon... responded with season-high 13 points and three 3-point field goals... shooting 58.8 percent... 5-of-8 from three-point range.



10 **ISHMAEL SMITH** ▶ 10.7 ppg / 3.7 rpg
Fr.
G
5-11
 One of the most exciting players in the ACC... didn't start Friday after being 4 minutes late to shoot-around... averaging 8.3 assists... 5-to-2 assist-turnover ratio.



33 **ANTHONY GURLEY** ▶ 2.0 ppg / 0.7 rpg
Fr.
G
6-3
 The best shooter of the freshman class and one of the top perimeter shooters on the team... playing 15 minutes per game... just 2-of-12 from three-point range.



23 **KEVIN SWINTON** ▶ 6.0 ppg / 3.3 rpg
So.
F
6-7
 A blue-collar player... coming off a career-high 11 points against Elon Friday... shooting 72.7 percent (8-of-11)... has started all three games.



4 **HARVEY HALE** ▶ 13.0 ppg / 2.3 rpg
So.
G
6-2
 Does he start slow, or finish strong? 36 of his 39 points this season have come in the second half or in overtime... leads the team with six 3-point field goals.



55 **KYLE VISSER** ▶ 23.0 ppg / 9.0 rpg
Sr.
C
6-11
 Has scored at least 20 points in every game... coming off double-double (20 points, 12 rebounds)... leads the team with five blocked shots.



13 **CHAS McFARLAND** ▶ 1.5 ppg / 3.0 rpg
Fr.
C
7-0
 Has been too impressive and agile to be called a "project"... had 6 rebounds, 3 blocked shots in 9 minutes Friday vs. Elon... has taken just two shots.



44 **DAVID WEAVER** ▶ 1.3 ppg / 2.0 rpg
Fr.
F-C
6-10
 Athletic but still inexperienced... playing just under 10 minutes per game... teams with Visser and McFarland to give Wake a solid trio of big men.



31 **JAMIE SKEEN** ▶ 7.7 ppg / 2.7 rpg
Fr.
F
6-8
 Averaging 23 minutes and has been Wake's first sub off the bench... made 5-of-6 free throws Friday en route to 7 points... fifth on the team in scoring.



42 **L.D. WILLIAMS** ▶ 5.3 ppg / 2.0 rpg
Fr.
G
6-4
 Rookie has started all three games... one of the ACC's most athletic players... leads team with 6 steals... held to 3 points and 3 rebounds Friday vs. Elon.

Game #4

Wake Forest (3-0/0-0) vs. Vanderbilt (0-1)

Date: November 21, 2006

Time: 9:00 p.m.

Site: Winston-Salem, N.C.

Arena: Lawrence Joel Coliseum (14,665)

Television: Fox Sports South. Mike Hogewood (play-by-play) and Mike Gminski (color) call the action. Ken Neal is the producer.

Radio: Wake Forest/ISP Network. Stan Cotten (play-by-play) and Mark Freidinger (color) call the action.

Records: Wake Forest is 3-0 following 73-48 win over visiting Elon Friday night. Vanderbilt is 0-1 after an 86-70 loss at Georgetown Wednesday night.

National Rankings: Wake Forest is not ranked in either of the national polls. Vanderbilt is not ranked.

WFU Coach Skip Prosser: Prosser (U.S. Merchant Marine Academy '72) is 114-52 (.687) in his sixth season at Wake Forest, 279-130 (.682) in 14 seasons overall.

Vanderbilt Coach Kevin Stallings: Stallings (Purdue '82) is 122-97 in his eighth season with the Commodores, 245-160 in his 14th season overall.

Officials: Announced on game day.

Series History

All-Time: Vanderbilt leads, 4-3

Last Meeting: Wake Forest 83, Vanderbilt 68 (postseason NIT in Nashville), March 14, 2000

At Joel Coliseum: Series tied, 1-1

At Vanderbilt: Series tied, 2-2

At Neutral Sites: 0-0

Skip Prosser vs. Vanderbilt: 1-0






























Kevin Stallings vs. WFU: 0-1


WFU All-Time vs. the SEC: 75-54

Statistical Comparison

	WFU	Vandy
Record	3-0	0-1
Conference Record	0-0	0-0
Scoring Offense	83.3	70.0
Scoring Defense	71.0	86.0
Scoring Margin	+12.3	-16.0
Rebound Margin	+1.7	-5.0
FG Percentage	52.8	41.5
3Pt FG Percentage	38.8	23.8
FT Percentage	58.7	72.4
FG Percentage Defense	46.7	52.5
3-Pointers pg	6.3	5.0
Assists pg	14.0	13.0
Turnovers pg	15.7	14.0
Blocked Shots pg	3.7	5.0
Steals pg	7.0	4.0

2006-07 Wake Forest Schedule/Results

	N11	JAMES MADISON	W, 91-82	Wake won its 13th straight season opener. Kyle Visser broke a Deacon record by going 10-of-10. Ishmael Smith had a frosh record 11 assists.
	N14	at Bucknell	ot W, 86-83	Young Deacons come from behind to win road game, in overtime, in a hostile environment. Kyle Visser's career-high 26 points were key.
	N17	ELON	W, 73-48	Kyle Visser's double-double (20 points, 12 rebounds) sparked the Deacons, who held Elon to 34.7 percent shooting.
	N21	VANDERBILT	9:00	An ACC-SEC battle featuring teams that met in both the 1998 and 2000 postseason NIT. Deacons, Commodores begin football series in 2007.
	N25	APPALACHIAN STATE	2:00	Wake Forest has never lost to the Mountaineers in 19 previous meetings. Deacons won last season, 91-78.
	N29	at Air Force	9:30	Deacons travel to the Mountain time zone for just the second meeting ever between Wake Forest and the Falcons.
	D2	GEORGIA	2:00	Second SEC opponent to come to Joel Coliseum in a span of just over a week. Deacs, 'Dawgs meet for first time since 2000-01.
	D13	at DePaul	9:00	Blue Demons ended Wake Forest's homecourt win streak last season. Wake plays DePaul for the fourth time, the first time in the Windy City.
	D17	at Virginia Tech	5:30	The last time the Deacons played a December ACC game was a triple-overtime thriller against North Carolina in 2003.
	D19	GARDNER-WEBB	7:00	Bulldogs are from just down the road in Boiling Springs, but will meet Wake Forest for the first time. Both schools' enrollment around 4,000.
	D22	RICHMOND	7:00	45th all-time meeting between the two teams (WFU leads 35-9). Deacons and Spiders meet for the seventh consecutive season.
	D29	# at South Florida	7:00	Deacons get a sneak peak at the St. Pete Times-Forum, site of the 2007 ACC Tournament. First meeting since the 1985 NIT.
	J2	EAST CAROLINA	7:00	Fifth all-time meeting pits Wake Forest against former Deacon assistant coach, Ricky Stokes. ECU's Jeremy Ingram played at WFU as a freshman.
	J6	at Miami	7:30	Former Wake assistant Frank Haith guided the Hurricanes to a win over the Deacons in Joel Coliseum last year. WFU leads the series, 4-1.
	J9	BOSTON COLLEGE	9:00	Wake Forest has never beaten the Eagles in five previous meetings. Deacon freshman Anthony Gurley hails from Boston.
	J13	NC STATE	12:00	One of the highlights of the 2006-07 season for Wake Forest was two wins over nationally-ranked NC State.
	J18	at Duke	7:00	Deacons and Blue Devils meet just once for the first time since 1921 as Duke will not be making the trip to Winston-Salem this season.
	J21	at Virginia	1:00	Wake Forest makes its debut in Virginia's shiny new John Paul Jones Arena. Deacons and Wahoos have split the last 10 meetings.
	J24	NORTH CAROLINA	7:00	In a strange twist in the ACC schedule, North Carolina plays its third straight game in Winston-Salem.
	J27	at Florida State	4:00	Wake Forest's late-season run last season began with a win over Florida State in the opening round of the ACC Tournament.
	J30	GEORGIA TECH	8:00	Georgia Tech and Wake Forest have split regular season meetings in each of the last three seasons.
	F3	MARYLAND	8:00	Terrapins come to Winston-Salem for the first time in two years. The two teams have split the last eight meetings.
	F6	WINSTON-SALEM STATE	7:00	After meeting in exhibition games the previous two seasons, the now-Division I Rams and Deacons will meet for real at Joel Coliseum.
	F10	at North Carolina	1:30	Deacons make first trip to Chapel Hill since December of 2003. Tar Heels have two players from Winston-Salem on their roster.
	F14	CLEMSON	7:00	Wake Forest will try avoiding a home loss to the Tigers for the first time since 1990. WFU leads the all-time series, 94-51.
	F17	MIAMI	1:00	Wake Forest and Miami first met on the hardwood in 1940, then the two teams did not meet for 50 years.
	F21	at Georgia Tech	7:00	Deacon sophomore Shamaine Dukes returns to his home state. Wake Forest leads the all-time series, 32-28.
	F28	at NC State	9:00	The Deacons and Wolfpack have split their last 10 meetings. Wake has won four of the last six meetings in Raleigh.
	M3	VIRGINIA	1:00	Deacons host Virginia on Senior Day in Joel Coliseum. Wake Forest leads the all-time series, 63-58.
	M8-11 #	ACC Tournament/Tampa		Wake Forest advanced to the semifinals last year. Tournament will have a different look this year in sunny Tampa.



ACC Standings

Team	ACC	Overall
Boston College	0-0	1-1
Clemson	0-0	5-0
Duke	0-0	3-0
Florida State	0-0	4-0
Georgia Tech	0-0	3-0
Maryland	0-0	5-0
Miami	0-0	3-2
North Carolina	0-0	3-0
NC State	0-0	2-0
Virginia	0-0	2-0
Virginia Tech	0-0	1-0
Wake Forest	0-0	3-0

ACC Schedule

Monday

Georgia Tech vs. Purdue (Maui)	ESPN2	5:00
Duke in CBE Classic (Kansas City)	ESPN2	7:00
Winthrop at Maryland	CSN	8:00

Tuesday

Mississippi State at Clemson	FSNS	7:00
Valparaiso at NC State		7:00
Vanderbilt at Wake Forest	FSNS	9:00
Duke in CBE Classic (Kansas City)	ESPN2 tba	
Georgia Tech in Maui Invit.	ESPN/ESPNU tba	

Wednesday

Boston College at Providence		7:00
UNC Asheville at Virginia		7:00
North Carolina in NIT (NYC)	ESPN2	tba
Georgia Tech in Maui Invit.	ESPN	tba

Thursday

Virginia Tech vs. W. Michigan (Orlando)	ESPN2	7:30
---	-------	------

Friday

High Point at Maryland	CSN	1:30
Gardner-Webb at NC State		7:00
Charleston Southern at Clemson		7:30
N. Carolina in NIT (New York)	ESPN/ESPN2	tba
Virginia Tech in Old Spice Cl.	ESPN2 or ESPNU	tba
Florida State vs. Pittsburgh in Colonial Classic		tba

Saturday

Lafayette at Miami		1:00
Rhode Island at Boston College		2:00
Appalachian State at Wake Forest		2:00
Davidson at Duke	FSNS	7:00

Sunday, November 26

UMES at Virginia		3:00
Virginia Tech in Old Spice Cl.	ESPN2 or ESPNU	tba

Monday, November 27

Michigan at NC State	ESPN2	7:00
----------------------	-------	------

Vanderbilt Commodores (0-1)

No.	Name	Pos	Ht	Wt	Cl	Ppg	Rpg	Hometown
0	Jermaine Beal	G	6-3	205	Fr.	0.0	2.0	DeSoto, TX
3	Alex Gordon	G	5-11	170	Jr.	15.0	1.0	Pensacola, FL
4	Derrick Byars	G/F	6-7	230	Sr.	14.0	2.0	Memphis, TN
11	Alan Metcalfe	F	6-9	260	Jr.	6.0	3.0	St. Helens, England
14	Aubrey Hammond	G	6-4	185	Jr.	0.0	0.0	Charlottesville, VA
20	Dan Cage	G	6-5	215	Sr.	10.0	2.0	Indianapolis, IN
31	JeJuan Brown	F	6-7	225	Fr.	6.0	3.0	Biloxi, MS
32	Shan Foster	G/F	6-6	200	Jr.	2.0	4.0	Kenner, LA
34	George Drake	G	6-4	215	Fr.	2.0	2.0	Calera, AL
41	Ross Neltner	F	6-9	245	Jr.	9.0	8.0	Fort Thomas, KY
54	Ted Skuchas	C	6-11	250	Sr.	6.0	4.0	Audubon, PA
	Davis Nwankwo	F	6-10	245	So.	--	--	College Park, MD

Head Coach Kevin Stallings (Purdue '82)
Assistant Coaches Brad Frederick, Dan Muller, King Rice

Deacons Entertain Vanderbilt Tuesday Night At Joel Coliseum

ACC meets SEC Tuesday night when Wake Forest entertains Vanderbilt at Lawrence Joel Coliseum (9 p.m./Fox Sports South).

Wake Forest, 3-0, is coming off a 73-48 victory over visiting Elon Friday night. Senior Kyle Visser recorded a double-double with 20 points and 12 rebounds, his third consecutive game scoring 20 or more points.

The Deacons, one of college basketball's youngest teams, have typically started two freshmen, two sophomores and a senior.

Vanderbilt, 0-1, continues its difficult season-opening schedule Tuesday. The Commodores opened the season with an 86-70 loss to visiting Georgetown Wednesday night.

Alex Gordon had 15 points off the bench, and Derrick Byars added 14 for Vanderbilt, which lost its season opener on its home court for the first time since 1990. Dan Cage had 10 points.

Vanderbilt went 17-13 last season and advanced to

the postseason NIT.

The Commodores lead the all-time series, 4-3. The last two meetings -- in 1998 and 2000 -- came in the postseason NIT. Tuesday's game marks the first regular season meeting between the two teams since 1994-95.

Wake Forest-Vanderbilt Series History

■ Vanderbilt leads the all-time series, 4-3.

■ The last two meetings have come in postseason NIT play. Wake Forest beat the Commodores in Nashville in 2000 on the way to winning the NIT championship. Vanderbilt beat the Deacons in 1998 at Joel Coliseum

■ The last regular season meeting between the two teams was a 63-51 Wake victory in 1994-95 at Joel Coliseum.

■ Perhaps the most memorable meeting came in Tim Duncan's freshman year of 1993-94 when Vandy beat the Deacons 91-83 in two overtimes in Nashville.

■ The first Deacon-Commodore meeting came during the 1965-66 season.

■ Tuesday's game marks the third meeting in Joel Coliseum. The teams have split the two previous meetings.

■ Wake Forest coach Skip Prosser is 1-0 all-time against Vanderbilt. That win came in 1997 while Prosser was coaching at Xavier.

■ Vanderbilt coach Kevin Stallings is 0-1 all-time against Wake Forest. He was in his first year with the Commodores in 1999-00 when his team fell to Wake in the NIT.

■ Wake Forest is 74-54 all-time against SEC teams. The Deacons have played every SEC team with the exception of Ole Miss.

■ Wake's last game with an SEC team came last season in Madison Square Garden -- a 77-72 loss to eventual NCAA champion Florida. The Deacons will host Georgia Dec. 2.

■ Wake Forest is 15-13 all-time against Division I teams from Tennessee.

Schools, Programs Similar

Wake Forest and Vanderbilt are often linked together because of their strong academics and athletics in major conferences. Here's another similarity. Both teams have graduated 100 percent of the seniors who have played under Skip Prosser and Kevin Stallings.

	Wake Forest	Vanderbilt
Private/Public	Private	Private
Enrollment	4,255	6,402
Founded	1834	1873
Colors	Old Gold and Black	Black and Gold
2005-06 W-L	17-17	17-13
'06 Postseason	NIT (0-1)	NIT (0-1)
Varsity Sports	16	16
ACC/SEC Grad Rate	1st	1st
1970s Great Player	Charlie Davis	Charles Davis
Grad/Entertainer	Marc Blucas	Amy Grant

2006-07 Deacon Basketball Timeline

August 23	Wake Forest gets a head start with eight practices prior to its trip to the Bahamas.
September 3	The Deacons close out their Bahamas trip with a pair of exhibition game victories.
October 22	Wake picked to finish 10th in the ACC by ACSMA.
October 2	Freshman Jamie Skeen sprained his knee and was out of action for three days.
November 4	Kyle Visser, Michael Drum, Harvey Hale shine in annual Black/Gold intrasquad game.
November 7	Deacons hold off pesky Division II NC Central for a 68-60 exhibition game victory.
November 11	Wake Forest erases a 13-point deficit to beat James Madison 91-82 in the opener.
November 13	Ishmael Smith is named the ACC's first Rookie of the Week.
November 14	Deacons come from behind for an 86-83 overtime road win at Bucknell.
November 17	Wake Forest cruises to 25-point win over Elon behind Kyle Visser's double-double.



Career Games

Played/Started	GP	GS
Casey Crawford	1	0
Michael Drum	37	15
Shamaine Dukes	27	6
Anthony Gurley	4	0
Harvey Hale	37	18
Chas McFarland	2	0
Jamie Skeen	3	0
Ishmael Smith	3	2
Cameron Stanley	21	0
Kevin Swinton	34	10
Kyle Visser	99	29
David Weaver	3	0
L.D. Williams	3	3

Career Double-Doubles

Player	'07	Career
Kyle Visser	1	2
Shamaine Dukes	0	1
Ishmael Smith	1	1

ACC Preseason Forecasts

ACC Media	10th
Athlon	11th
Lindy's	12th

ACC Preseason Poll (ACSMA)

1. North Carolina
2. Duke
3. Boston College
4. Georgia Tech
5. Florida State
6. Virginia Tech
7. Maryland
8. Virginia
9. Clemson
10. Wake Forest
11. Miami
12. NC State

Preseason All-ACC First Team

Tyler Hansbrough, UNC - 62
Jared Dudley, BC - 58
Sean Singletary, UVA - 53
Al Thornton, FSU - 53
Josh McRoberts, Duke - 52

Preseason All-ACC Second Team

Anthony Morrow, GT - 7
Coleman Collins, VT - 6
Reyshawn Terry, UNC - 4
J.R. Reynolds, UVA - 4
Zabian Dowdell, VT - 2

Preseason ACC Player of the Year

Tyler Hansbrough, UNC - 48 votes
Al Thornton, FSU - 4
Josh McRoberts, Duke - 4
Sean Singletary, UVA - 3
Jared Dudley, BC - 3

The National Polls

November 13-19, 2006

Associated Press	ESPN/USA Today
1. Florida	1. Florida
2. North Carolina	2. North Carolina
3. Kansas	3. Kansas
4. Pittsburgh	4. Ohio State
5. Ohio State	5. Pittsburgh
6. UCLA	6. UCLA
7. LSU	7. LSU
8. Georgetown	8. Georgetown
9. Wisconsin	9. Wisconsin
10. Alabama	10. Duke
11. Duke	11. Alabama
12. Texas A&M	12. Texas A&M
13. Memphis	13. Memphis
14. Boston College	14. Boston College
15. Arizona	15. Washington
16. Marquette	16. Arizona
17. Washington	17. Marquette
18. Syracuse	18. Texas
19. Texas	19. Connecticut
20. Creighton	20. Syracuse
21. Connecticut	21. Georgia Tech
22. Kentucky	22. Kentucky
23. Georgia Tech	23. Nevada
24. Nevada	24. Tennessee
25. Tennessee	25. Creighton

Opponents Receiving Votes	Opponents Receiving Votes
Virginia	Air Force
Florida State	Maryland
DePaul	Virginia
Virginia Tech	DePaul
Maryland	Florida State
Bucknell	

Wake Forest In The National Rankings

Total weeks ranked in the AP poll	251
Weeks ranked in the AP top 10	93
Weeks ranked in the AP top 5	41
Most consecutive weeks in top 25	60
(from Dec. 23, 2002 - Jan. 2, 2006)	
Most consecutive weeks in top 10	19
(from March 11, 1996 to March 10, 1997)	
Highest all-time AP ranking	1
(2 times -- Nov. 22 - Nov. 29, 2004)	
Last time WFU was ranked	Jan. 9, 2006

Wake Forest vs. Nationally-Ranked Opponents

In 2006-07	0-0
Home	0-0
Away	0-0
Neutral	0-0
In Skip Prosser Era	18-30
Home	10-0
Away	5-16
Neutral	3-5
All-time	127-306
Home	69-101
Away	32-140
Neutral	26-65
vs. Top 10 (all-time)	61-201
Home	34-66
Away	13-90
Neutral	14-45
vs. Top 5 (all-time)	31-129
Home	19-44
Away	6-58
Neutral	6-27

Deacon-Commodore Connections

■ Vanderbilt has many connections with the ACC, if not Wake Forest. Senior G-F Derrick Byars previously played two seasons at Virginia and scored 18 points in a game against the Deacons as a sophomore. Two Commodores -- Aubrey Hammond (Charlottesville) and Davis Nwankwo (College Park) -- are from ACC cities.

■ Vanderbilt assistant coaches Brad Frederick and King Rice played on the college level at North Carolina.

■ Former WFU athletic department employee Jay Lowe now heads the operations department at Vandy.

■ Several ties to the University of Kansas. Commodore coach Kevin Stallings worked previously as an assistant to Roy Williams at Kansas. The athletic director at KU was Bob Frederick, Brad Frederick's father. Wake Forest assistant AD Dean Buchan was the Jayhawks' SID at the time. Deacon associate media relations director Mike Vest graduated from Kansas.

Visser To Play In 100th Game

Deacon senior Kyle Visser will play in his 100th career game Tuesday night. If Visser remains healthy, he will finish his career ranked in Wake Forest's all-time top 10 for games played.

No other member of the Deacon roster has played in more than 37 career games.

Who Is This Visser Kid?

Who kidnapped Wake Forest senior Kyle Visser and replaced him with a 6-11 monster?



We're joking, of course. Visser has been around for four years and has always been a solid player. In the first three games of his senior season, however, he has put up numbers resembling an all-star candidate.

■ Prior to this season, the Grand Rapids (Mich.) native had never scored more than 16 points in a game. He has already produced games of 23, 26 and 20 points this year.

■ He has already scored 69 points this season. That is more than he scored in the final 22 games of last season.

■ Visser is coming off his second career double-double with 20 points and 12 rebounds against Elon on Saturday.

■ Visser is averaging 23.0 points per game, which ranks fourth in the ACC, and 9.0 rebounds per contest, which ranks fifth in the ACC.

■ He is shooting 79.4 percent, making 27-of-34 attempts.

■ He has been Wake's leading scorer and rebounder in each of the Deacs' three games.

■ Visser has already etched his name into the Wake Forest record books this season. His 10-of-10 shooting against James Madison Nov. 11 broke the Deacon single-game record for field goals made without a miss. It also tied for the sixth-most in ACC history.

■ He has 79 career blocked shots (five this season) to rank 13th in Wake Forest history.

Most Field Goals Without A Miss / WFU History

▶ 10-10, Kyle Visser vs. James Madison (Nov. 11, 2006)
8-8, Trelonnie Owens vs. Temple (March 1, 1992)
8-8, Kenny Green vs. William & Mary (Jan. 11, 1984)

Most Field Goals Without A Miss / ACC History

13-13, Brad Daugherty (North Carolina) vs. UCLA (Nov. 24, 1985)
12-12, Scott Williams (North Carolina) vs. Virginia (Jan. 13, 1990)
11-11, Carlos Boozer (Duke) at Portland (Dec. 19, 2000)
▶ 10-10, Kyle Visser (WFU) vs. James Madison (Nov. 11, 2006)

10-10, six other times, most recently by Lonny Baxter of Maryland vs. North Texas (Dec. 23, 1998)



Deacons By The Numbers

1 time this season (vs. Elon) Wake Forest has held the lead at half-time

2 Only two seniors -- Kyle Visser and Michael Drum -- are on the Deacon roster

4 Non-conference road games this season: at Bucknell, Air Force, DePaul, South Florida

10 field goals without a miss by Kyle Visser in the season opener, setting a WF record

11 Wake Forest opponents are either ranked or are receiving votes in the national polls

11 of Wake's 13 scholarship players are freshmen or sophomores

11 assists by Ishmael Smith vs. James Madison for a WFU freshman record

13 consecutive season openers won by the Demon Deacons dating back to 1993-94

15-8 in games decided by 3 points or less under Skip Prosser.

54 The Atlantic Coast Conference is in its 54th season of basketball competition

98 overtime games in Wake history and a 49-49 record in those OT games.

101 Wake Forest is playing its 101st season of basketball

462 straight games WFU has made at least one 3-pointer

946 career points, including 2 years at Presbyterian, by Michael Drum

Ish Can Dish, But He Can Score Too



Ishmael Smith looks to pass first. Through Sunday, he leads the ACC in assists per game (8.3) and has already broken WFU's freshman single-game assists record (below), but he has scoring potential as well.

After scoring 12 points in the season opener Nov. 11, Smith nailed two three-point field goals in the overtime period last Tuesday night to lift Wake Forest to an 86-83 victory at Bucknell.

He finished the game with 14 points and was 3-of-4 from three-point range.

Most Assists By A Wake Forest Freshman

- ▶ 11, Ishmael Smith vs. James Madison (Nov. 11, 2006)
- 10, Derrick McQueen at New Mexico (Dec. 28, 1988)
- 10, Chris Paul at Maryland (Feb. 28, 2004)
- 10, Shamaine Dukes vs. Charleston Southern (Dec. 30, 2005)

Deacons Winning In A Variety Of Ways

Just a little over a week into the season, Wake Forest has already won three games in various fashion:

- The Deacons have won in overtime (86-83 at Bucknell) and in blowouts (73-48 vs. Elon).
- Wake Forest has won at home (James Madison and Elon) and on the road (Bucknell).
- The Deacs have overcome two double-digit deficits to win (vs. James Madison, at Bucknell).
- They have won when out-rebounding their opponents (Elon) and when getting out-rebounded (Bucknell).
- Wake has won when scoring in the 70s, 80s and 90s.
- The Deacons have won on Tuesday, Friday and Saturday.

Deacon Youngsters

Wake Forest is one of college basketball's youngest teams. Eleven of the Deacons' 13 scholarship players are either freshmen or sophomores. Toss in three sophomore walk-ons and that number swells to 14.

Kyle Visser and Michael Drum are the only seniors on the team and Visser is the only fourth-year senior (Drum transferred from Presbyterian College).

There are no juniors on the roster.

Speed Demons? That's The Plan

With an athletic and youthful roster, Wake Forest would like to run the floor at a quicker pace than last season when it averaged 73.0 points per game.

From 2002 to 2005, Wake Forest ranked in the top three in the ACC in scoring offense. In 2004, the Deacons led the nation in scoring (83.5 ppg). In 2005, Wake averaged 84.9 points per contest, which ranked third in the nation.

Obviously, three games are not a great indicator. However, Wake Forest scored 91 points in the opener against James Madison. Last year's team scored 91 points once, but never more than 91. The Deacons followed that with 86 points against Bucknell.

Wake Forest is currently averaging 83.3 points per game, which ranks sixth in the ACC.

Wake Forest Athletics

Sport	W-L	Note
Men's Basketball	3-0	Impressive road win at Bucknell
Football	9-2	Playing for ACC Championship berth
Men's Soccer	17-3-3	Ranked #2; in NCAA quarterfinals
Women's Soccer	16-6	Advanced to NCAA 2nd round
Field Hockey	22-2	Played in NCAA Championship game
Volleyball	14-15	Deacons improving yearly
Women's Cross Country		Earned bid to Nov. 20 NCAAs

Wake Forest Enjoying Great Success Across The Sports Board This Fall

Wake Forest, buoyed by a record-setting season on the football gridiron, is enjoying one of its most successful fall sports seasons ever.

■ **Football** -- Ranked 20th nationally, the 9-2 Deacons have already set a school record for single-season victories. Wake Forest can advance to the ACC Championship game if it beats Maryland Saturday night.

■ **Field Hockey** -- Coach Jennifer Averill's team advanced to the national semifinals for the seventh straight year before losing to Maryland in the national title game.

■ **Men's Soccer** -- ACC Coach of the Year Jay Vidovich has the second-ranked Demon Deacons in the NCAA quarterfinals.

■ **Women's Soccer** -- Won 16 games this fall and advanced to the second round of the NCAA Tournament.

■ **Women's Cross Country** -- Paced by Rhodes Scholar Michelle Sikes, the Deacons earned a spot in the Nov. 20 NCAA Championship field.

Miscellaneous Notes

■ The Jan. 18 Wake Forest-Duke game has been switched from ESPN to ESPN2.

The Road: Deacons Will Get Used To It

Wake Forest will play 12 road games this season including four non-conference road games. The Deacons have non-ACC road tilts scheduled at Bucknell, Air Force, DePaul and South Florida.

Deacons Face Tough Schedule

■ Eleven different Wake Forest opponents are either ranked or are receiving votes in at least one of the two major polls.

■ Wake Forest plays four non-conference road games: at Bucknell, Air Force, DePaul and South Florida.

■ Wake Forest has no players on the preseason list of 50 candidates for the John R. Wooden Award. The Deacons, however, will face eight of those candidates this season -- Coleman Collins (Virginia Tech), Jared Dudley (Boston College), Tyler Hansbrough (North Carolina), Josh McRoberts (Duke), Sammy Mejia (DePaul), Sean Singletary (Virginia), Reyshawn Terry (North Carolina) and Al Thornton (Florida State).

■ Wake Forest has no players on the preseason list of 50 candidates for the John R. Wooden Award. The Deacons, however, will face eight of those candidates this season -- Coleman Collins (Virginia Tech), Jared Dudley (Boston College), Tyler Hansbrough (North Carolina), Josh McRoberts (Duke), Sammy Mejia (DePaul), Sean Singletary (Virginia), Reyshawn Terry (North Carolina) and Al Thornton (Florida State).

Three-Game Homestand Ends Saturday

Wake Forest will play its third straight home game Saturday afternoon against Appalachian State (2 p.m./no TV).

Deacons Have Won 13 Straight Openers

Wake Forest is 79-12 all-time in season openers, and the Deacons have won 13 consecutive after beating James Madison, 91-82, on Nov. 11.



Wake Forest In The ACC Statistics

Through November 18

Category	#/Pct.	Rank
Scoring Offense	83.3	6th
Scoring Defense	71.0	10th
Scoring Margin	+12.3	10th
Free Throw Percentage	58.7	9th
Field Goal Percentage	52.8	5th
FG Percentage Defense	46.7	11th
3-Pt. FG Percentage	38.8	6th
3-Pt. FG% Defense	35.2	9th
Rebounds Per Game	34.7	10th
Opponent Rebounds	33.0	6th
Rebound Margin	+1.7	10th
Blocked Shots	3.7	8th
Assists Per Game	14.0	9th
Steals Per Game	7.0	8th
Turnover Margin	+3.7	4th
Assist/Turnover Ratio	0.89	10th
Offensive Rebounds	13.3	7th
Defensive Rebounds	21.3	10th
3-Point FGs Per Game	6.3	7th

Kyle Visser	#/Pct.	Rank
Field Goal Percentage	79.4	2nd
Offensive Rebounds	4.3	3rd
Scoring	23.0	4th
Rebounding	9.0	5th
Blocked Shots	1.7	6th
Defensive Rebounds	4.7	10th

Harvey Hale	#/Pct.	Rank
Free Throw Percentage	81.3	9th
3-Pt. FGs Per Game	2.00	10th
Scoring	13.0	22nd

Ishmael Smith	#/Pct.	Rank
Assists	8.3	1st
Steals	2.5	5th
Minutes Per Game	31.0	8th
Assist-Turnover Ratio	2.50	10th

2006-07 Honors

Ishmael Smith

ACC Rookie of the Week (11.13)

The last time the Deacons lost a season opener came on Nov. 25, 1993 when then-freshman Tim Duncan and Wake Forest lost at Alaska-Anchorage (70-68) in the opening game of the Great Alaska Shootout.

Wake Forest has opened the season at home seven times in the last eight years.

Wake Forest In Season Openers

All-Time	79-12
Streak	Won 13
Last Loss	Nov. 25, 1993

Last 14 Season Openers

2006-07	vs. James Madison	W, 91-82
2005-06	vs. Mississippi Valley State	W, 78-64
2004-05	vs. George Washington	W, 97-76
2003-04	vs. Memphis (at New York)	W, 85-76
2002-03	vs. Yale	W, 73-61
2001-02	vs. UNC-Wilmington	W, 79-78
2000-01	vs. Mount St. Mary's	W, 108-61
1999-00	vs. Campbell	W, 87-45
1998-99	vs. Illinois (at New York)	ot W, 75-73
1997-98	vs. VMI	W, 88-70
1996-97	vs. VMI	W, 92-63
1995-96	vs. Mount St. Mary's	W, 75-62
1994-95	vs. UNC-Greensboro	W, 75-55
1993-94	at Alaska-Anchorage	L, 68-70

Deacons Picked 10th In ACC Preseason

For the first time in years, Wake Forest will at least begin the basketball season under the proverbial radar.

The Demon Deacons, 17-17 overall and 3-13 in the ACC last year, were tabbed 10th in the annual preseason poll conducted at ACC Operation Basketball Oct. 22. Wake Forest has never previously been picked to finish any lower than eighth in the preseason poll.

Last year at this time Wake Forest was picked to finish third in the league and ultimately ended the season in 12th place. In 2003, Wake was predicted to finish sixth and ended up winning the regular season title by two full games.

The Deacons were shutout of the preseason first and second All-ACC teams. See poll on page two.

Wake Holds Off NC Central In Exhibition

Wake Forest's young basketball team earned some close-game experience it may not have expected as the Demon Deacons had to hold off pesky Division II North Carolina Central, 68-60, Nov. 7 in an exhibition game at Lawrence Joel Coliseum.

The Deacons could not breathe easy until freshman Anthony Gurley hit a three-pointer from the corner with just over a minute remaining to give Wake Forest a six-point lead. Central turned the ball over on its next possession and Wake freshman Ishmael Smith hit a driving layup with 20 seconds remaining to secure the win for Wake Forest.

Freshman L.D. Williams and senior Kyle Visser scored 11 points each to lead a balanced Demon Deacon attack.

Seniors, Hale Shine In Black/Gold Game

Wake Forest's highly-touted freshman class was on display, but the senior duo of Kyle Visser and Michael Drum was the most productive in the Demon Deacons' Black and Gold intrasquad scrimmage at Lawrence Joel Coliseum Saturday.

Drum scored a game-high 18 points and was 5-of-8 from three-point range to lead the Deacons, who shot 53.5 percent from the field and 51.5 percent (17-of-33) from three-point range. Visser, the 6-11 center, was a perfect 5-of-5 from the field en route to 13 points, two assists and a blocked shot.



ACC Coaches Weekly Teleconference

The 12 ACC head basketball coaches will be featured on nine Monday teleconferences during the 2006-07 season. The season's first teleconference will take place on Monday January 8, and continue through Monday, March 5. Each coach will have 10 minutes to make an opening statement and answer questions. There will be an instant replay of each teleconference on the Conference's internet site TheACC.com each Monday afternoon.

Coch	School	Time
Skip Prosser	Wake Forest	10:30
Seth Greenberg	Virginia Tech	10:40
Al Skinner	Boston College	10:50
Sidney Lowe	NC State	11:00
Roy Williams	North Carolina	11:10
Frank Haith	Miami	11:20
Gary Williams	Maryland	11:30
Paul Hewitt	Georgia Tech	11:40
Leonard Hamilton	Florida State	11:50
Mike Krzyzewski	Duke	12:00
Oliver Purnell	Clemson	12:10
Dave Leitao	Virginia	12:20

Media Phone Number: 913-981-5519

Wake Forest Career Blocked Shots

BS	Player	Years
481	Tim Duncan	1994-97
203	Anthony Teachey	1981-84
188	Larry Harrison	1976-79
182	Guy Morgan	1979-82
143	Josh Howard	2000-03
140	Antwan Scott	1999-02
113	Rod Griffin	1975-78
112	Eric Williams	2003-06
99	Chris King	1988-92
96	Darius Songaila	1999-02
89	Kenny Green	1983-85
84	Jamaal Levy	2002-05
79	► Kyle Visser	2004-
74	Rodney Rogers	1991-93
70	Chris Ellis	2003-06

Wake Forest 2006-07 Basketball Roster

Numerical

No.	Name	Pos.	Ht.	Wt.	Class	Hometown	Previous School
2	Shamaine Dukes*	G	6-1	175	So.	Cuthbert, GA	Randolph-Clay HS
4	Harvey Hale*	G	6-2	186	So.	Albuquerque, NM	Rio Grande HS
10	Ishmael Smith	G	5-11	155	Fr.	Concord, NC	Central Cabarrus HS
11	Cameron Stanley *	F	6-6	214	So.	Raleigh, NC	Millbrook HS
13	Chas McFarland	C	7-0	235	Fr.	Lovington, IL	Worcester (MA) Academy
20	^ Mike Lepore*	G	6-1	165	So.	Flemington, NJ	Lawrenceville Prep
23	Kevin Swinton*	F	6-7	224	So.	Greensboro, NC	Dudley HS
30	^ Matt Smith*	G	6-2	185	So.	Advance, NC	Davie County HS
31	Jamie Skeen	F	6-8	220	Fr.	Charlotte, NC	North Mecklenburg HS
33	Anthony Gurley	G	6-3	185	Fr.	Boston, MA	Newton North HS
34	Michael Drum*	F	6-6	204	Sr.	Rural Hall, NC	Presbyterian College
42	L.D. Williams	G	6-4	210	Fr.	Yadkinville, NC	Monteverde (FL) Academy
44	David Weaver	F-C	6-10	224	r-Fr.	Black Mountain, NC	Owen HS
45	Casey Crawford	F	6-9	225	Fr.	Overland Park, KS	Blue Valley North HS
52	^ Bobby Hoekstra*	F	6-7	225	So.	Lewisville, NC	Forsyth Country Day
55	Kyle Visser***	C	6-11	255	Sr.	Grand Rapids, MI	Forest Hills Central HS

*denotes letters earned

^ non-scholarship

Alphabetical

No.	Name	Pos.	Ht.	Wt.	Class	Hometown	Previous School
45	Casey Crawford	F	6-9	225	Fr.	Overland Park, KS	Blue Valley North HS
34	Michael Drum*	F	6-6	204	Sr.	Rural Hall, NC	Presbyterian College
2	Shamaine Dukes*	G	6-1	175	So.	Cuthbert, GA	Randolph-Clay HS
33	Anthony Gurley	G	6-3	185	Fr.	Boston, MA	Newton North HS
4	Harvey Hale*	G	6-2	186	So.	Albuquerque, NM	Rio Grande HS
52	^ Bobby Hoekstra*	F	6-7	225	So.	Lewisville, NC	Forsyth Country Day
20	^ Mike Lepore*	G	6-1	165	So.	Flemington, NJ	Lawrenceville Prep
13	Chas McFarland	C	7-0	235	Fr.	Lovington, IL	Worcester (MA) Academy
31	Jamie Skeen	F	6-8	220	Fr.	Charlotte, NC	North Mecklenburg HS
10	Ishmael Smith	G	5-11	155	Fr.	Concord, NC	Central Cabarrus HS
30	^ Matt Smith*	G	6-2	185	So.	Advance, NC	Davie County HS
11	Cameron Stanley *	F	6-6	214	So.	Raleigh, NC	Millbrook HS
23	Kevin Swinton*	F	6-7	224	So.	Greensboro, NC	Dudley HS
55	Kyle Visser***	C	6-11	255	Sr.	Grand Rapids, MI	Forest Hills Central HS
44	David Weaver	F-C	6-10	224	r-Fr.	Black Mountain, NC	Owen HS
42	L.D. Williams	G	6-4	210	Fr.	Yadkinville, NC	Monteverde (FL) Academy

*denotes letters earned

^ non-scholarship

Head Coach: Skip Prosser (U.S. Merchant Marine Academy '72)/6th season at Wake Forest

Associate Head Coach: Jeff Battle (Marshall '85)/6th season at Wake Forest

Associate Head Coach: Dino Gaudio (Ohio '81)/6th season at Wake Forest

Assistant Coach: Pat Kelsey (Xavier '98)/6th season at Wake Forest

Director of Basketball Operations: Mike Muse (Appalachian State '85)/1st season at Wake Forest

How To Say It

Shamaine Dukes.....shuh-main Dukes

Chas McFarland.....CHASE McFarland

By Class

Seniors (2)

Michael Drum

Kyle Visser

Juniors (0)

Sophomores (7)

Shamaine Dukes

Harvey Hale

^ Bobby Hoekstra

^ Mike Lepore

^ Matt Smith

Cameron Stanley

Kevin Swinton

Freshmen (7)

Casey Crawford

Anthony Gurley

Chas McFarland

Jamie Skeen

Ishmael Smith

David Weaver (rs)

L.D. Williams

By State

North Carolina (9)

Michael Drum (Rural Hall)

^ Bobby Hoekstra (Lewisville)

^ Matt Smith (Advance)

Jamie Skeen (Charlotte)

Ishmael Smith (Concord)

Cameron Stanley (Raleigh)

Kevin Swinton (Greensboro)

David Weaver (Black Mountain)

L.D. Williams (East Bend)

Georgia (1)

Shamaine Dukes (Cuthbert)

Illinois (1)

Chas McFarland (Lovington)

Kansas (1)

Casey Crawford (1)

Massachusetts (1)

Anthony Gurley (Boston)

Michigan (1)

Kyle Visser (Grand Rapids)

New Jersey (1)

^ Mike Lepore (Flemington)

New Mexico (1)

Harvey Hale (Albuquerque)

By Height

Chas McFarland 7-0

Kyle Visser 6-11

David Weaver 6-10

Casey Crawford 6-9

Jamie Skeen 6-8

^ Bobby Hoekstra 6-7

Kevin Swinton 6-7

Michael Drum 6-6

Cameron Stanley 6-6

L.D. Williams 6-4

Anthony Gurley 6-3

Harvey Hale 6-2

^ Matt Smith 6-2

Shamaine Dukes 6-1

^ Mike Lepore 6-1

Ishmael Smith 5-11

SCHEDULE/RESULTS

WFU		OPP												
Date	Rank	Rank	Opponent	W/L	Score	Record	WFU High Scorer	OPP High Scorer	High Rebounds	High Assists	Attend.			
N11	--	--	JAMES MADISON	W	91-82	1-0	Kyle Visser 23	Juwann James 22	Kyle Visser 9	Ishmael Smith 11	7,844			
N14	--	--	at Bucknell	W	ot 86-83	2-0	Kyle Visser 26	Badmus/Thomas 16	Kyle Visser 6	Ishmael Smith 7	4,330			
N17	--	--	ELON	W	73-48	3-0	Kyle Visser 20	LeVonn Jordan 30	Kyle Visser 12	Ishmael Smith 7	9,213			
N21			VANDERBILT											
N25			APPALACHIAN STATE											
N29			at Air Force											
D2			GEORGIA											
D13			at DePaul											
D17			*at Virginia Tech											
D19			GARDNER-WEBB											
D22			RICHMOND											
D29			at South Florida											
J2			EAST CAROLINA											
J6			*at Miami											
J9			*BOSTON COLLEGE											
J13			*NC STATE											
J18			*at Duke											
J21			*at Virginia											
J24			*NORTH CAROLINA											
J27			*at Florida State											
J30			*GEORGIA TECH											
F3			*MARYLAND											
F6			WINSTON-SALEM STATE											
F10			*at North Carolina											
F14			*CLEMSON											
F17			*MIAMI											
F21			*at Georgia Tech											
F28			*at NC State											
M3			*VIRGINIA											
M8-11			ACC Tournament											

CAPS home game

* ACC game

at Tampa, Fla.

Rank = AP/Coaches

2006-07/STATISTICS

Overall

#	Player	GP	GS	Min	Avg	FG	FGA	Pct	3FG	FGA	Pct	FT	FTA	Pct	Off	Def	Tot	Avg	PF	FO	A	TO	Blk	Stl	Pts	Avg
55	Visser,Kyle	3	3	86	28.7	27	34	.794	0	0	.000	15	29	.517	13	14	27	9.0	8	0	1	7	5	3	69	23.0
04	Hale,Harvey	3	2	75	25.0	10	24	.417	6	13	.462	13	16	.813	0	7	7	2.3	9	0	4	5	0	1	39	13.0
10	Smith,Ishmael	3	2	93	31.0	12	26	.462	3	8	.375	5	16	.313	3	8	11	3.7	7	0	25	10	0	5	32	10.7
34	Drum,Michael	3	1	72	24.0	10	17	.588	5	8	.625	6	8	.750	3	8	11	3.7	9	1	5	3	0	3	31	10.3
31	Skeen,Jamie	3	0	70	23.3	5	9	.556	2	5	.400	11	14	.786	2	6	8	2.7	5	0	2	1	3	1	23	7.7
23	Swinton,Kevin	3	3	40	13.3	8	11	.727	0	0	.000	2	8	.250	6	4	10	3.3	5	0	0	5	1	1	18	6.0
42	Williams,L.D.	3	3	65	21.7	5	12	.417	1	4	.250	5	6	.833	4	2	6	2.0	5	0	2	4	0	6	16	5.3
02	Dukes,Shamaine	2	1	27	13.5	2	9	.222	1	3	.333	0	0	.000	2	4	6	3.0	1	0	1	1	0	0	5	2.5
45	Crawford,Casey	1	0	3	3.0	1	1	1.000	0	0	.000	0	0	.000	0	0	0	0.0	0	0	0	0	0	0	2	2.0
11	Stanley,Cameron	1	0	6	6.0	1	2	.500	0	0	.000	0	0	.000	0	1	1	1.0	1	0	0	0	0	0	2	2.0
33	Gurley,Anthony	3	0	45	15.0	2	12	.167	1	8	.125	1	2	.500	1	1	2	0.7	6	0	1	5	0	1	6	2.0
13	McFarland,Chas	2	0	15	7.5	1	2	.500	0	0	.000	1	2	.500	2	4	6	3.0	3	0	1	3	0	0	3	1.5
44	Weaver,David	3	0	28	9.3	1	2	.500	0	0	.000	2	3	.667	2	4	6	2.0	6	0	0	3	2	0	4	1.3
TM	TEAM.....														2	1	3	1.0	0			0				
	Total.....	3				85	161	.528	19	49	.388	61	104	.587	40	64	104	34.7	65	1	42	47	11	21	250	83.3
	Opponents.....	3				77	165	.467	19	54	.352	40	70	.571	39	60	99	33.0	81	-	41	58	3	18	213	71.0

SCORE BY PERIODS:	1st	2nd	OT	OT2	Total	DEADBALL REBOUNDS:	OFF	DEF	TOTAL
Wake Forest	104	135	11	--	250	Wake Forest	20	3	23
Opponents	98	107	8	--	213	Opponents	12	0	12

2006-07 Wake Forest Basketball

SUPERLATIVES

Individual	WAKE FOREST	OPPONENT
Points scored	26, Kyle Visser at Bucknell (11.14)	30, LeVonn Jordan of Elon (11.17)
Points scored/half	19 (2nd), Harvey Hale vs. James Madison (11.11)	22 (2nd), LeVonn Jordan of Elon (11.17)
Offensive rebounds	5, Kyle Visser vs. James Madison (11.11) 5, Kyle Visser vs. Elon (11.17)	5, Terrance Carter of James Madison (11.11) 5, Scott Grable of Elon (11.17)
Defensive rebounds	7, Kyle Visser vs. Elon (11.17)	5, Jason Vegotsky of Bucknell (11.14)
Total rebounds	12, Kyle Visser vs. Elon (11.17)	9, Terrance Carter of James Madison (11.11)
Field goals	10, Kyle Visser vs. James Madison (11.11)	10, LeVonn Jordan of Elon (11.17)
Field goal attempts	13, Ishmael Smith vs. James Madison (11.11)	15, LeVonn Jordan of Elon (11.17) 15, Devan Carter of Elon (11.17)
Field goal percentage (min. 6 made)	#1.000 (10-10), Kyle Visser vs. James Madison (11.11)	.727 (8-11), Joe Posey of James Madison (11.11)
Field goal percentage (min. 10 made)	#1.000 (10-10), Kyle Visser vs. James Madison (11.11)	.667 (10-15), LeVonn Jordan of Elon (11.17)
3-Point field goals	4, Harvey Hale vs. James Madison (11.11)	5, Joe Posey of James Madison (11.11)
3-Point field goal attempts	6, Harvey Hale vs. James Madison (11.11)	8, Joe Posey of James Madison (11.11)
3-Point FG percentage (min. 4 made)	.667 (4-6), Harvey Hale vs. James Madison (11.11)	.625 (5-8), Joe Posey of James Madison (11.11)
Free throws	8, Kyle Visser at Bucknell (11.14)	8, LeVonn Jordan of Elon (11.17)
Free throw attempts	18, Kyle Visser at Bucknell (11.14)	10, LeVonn Jordan of Elon (11.17)
Free throw percentage (min. 8 made)	.444 (8-18), Kyle Visser at Bucknell (11.14)	.800 (8-10), LeVonn Jordan of Elon (11.17)
Assists	% 11, Ishmael Smith vs. James Madison (11.11)	7, Abe Badmus of Bucknell (11.14)
Steals	3, Ishmael Smith vs. James Madison (11.11) 3, L.D. Williams at Bucknell (11.14)	3, Juwan James of James Madison (11.11)
Turnovers	6, Ishmael Smith at Bucknell (11.14)	8, Abe Badmus of Bucknell (11.14)
Blocked shots	3, Kyle Visser vs. James Madison (11.11)	1, three times
Minutes played (regulation game)	36, Ishmael Smith vs. James Madison (11.11)	33, Joe Posey of James Madison (11.11) 33, LeVonn Jordan of Elon (11.17)
Minutes played (ot game)	37, Kyle Visser at Bucknell (11.14)	33, John Griffin of Bucknell (11.14) 33, Jason Vegotsky of Bucknell (11.14)

Team	WAKE FOREST HIGH	WAKE FOREST LOW	OPPONENT HIGH	OPPONENT LOW
Points scored	91 vs. James Madison (11.11)	73 vs. Elon (11.17)	83 by Bucknell (11.14)	48 by Elon (11.17)
*Points in one half	53 (2nd) vs. James Madison (11.11)	32 (1st) vs. Elon (11.17)	42 (1st) by James Madison (11.11)	18 (1st) by Elon (11.17)
Victory margin	25 (73-48) vs. Elon (11.17)	--	--	--
Field goals	31 vs. James Madison (11.11)	27 at Bucknell (11.14) 27 vs. Elon (11.17)	33 by James Madison (11.11)	17 by Elon (11.17)
Field goal attempts	59 vs. Elon (11.17)	51 vs. James Madison (11.11) 51 at Bucknell (11.14)	66 by James Madison (11.11)	49 by Elon (11.17)
Field goal percentage	.608 (31-51) vs. James Madison (11.11)	.458 (27-59) vs. Elon (11.17)	.540 (27-50) by Bucknell (11.14)	.347 (17-49) by Elon (11.17)
*Single-half FG %	.640 (2nd) vs. James Madison (11.11)	.364 (1st) vs. Elon (11.17)	.619 (1st) by Bucknell (11.14)	.263 (1st) by Elon (11.17)
3-Point field goals	9 at Bucknell (11.14)	4 vs. Elon (11.17)	9 by James Madison (11.11)	2 by Elon (11.17)
3-Point FG attempts	17 at Bucknell (11.14) 17 vs. Elon (11.17)	15 vs. James Madison (11.11)	20 by James Madison (11.11)	15 by Elon (11.17)
3-Point FG percentage	.511 (9-17) at Bucknell (11.14)	.235 (4-17) vs. Elon (11.17)	.450 (9-20) by James Madison (11.11)	.133 (2-15) by Elon (11.17)
Free throws	23 vs. James Madison (11.11) 23 at Bucknell (11.14)	15 vs. Elon (11.17)	21 at Bucknell (11.14)	7 by James Madison (11.11)
Free throw attempts	45 at Bucknell (11.14)	25 vs. Elon (11.17)	35 by Bucknell (11.14)	13 by James Madison (11.11)
Free throw percentage	.676 (23-34) vs. James Madison (11.11)	.511 (23-45) at Bucknell (11.14)	.600 (21-35) by Bucknell (11.14)	.538 (7-13) by James Madison (11.11)
Offensive rebounds	16 vs. Elon (11.17)	10 vs. James Madison (11.11)	15 by James Madison (11.11)	11 by Bucknell (11.14)
Defensive rebounds	27 vs. Elon (11.17)	16 at Bucknell (11.14)	23 by Bucknell (11.14)	16 by James Madison (11.11)
Total rebounds	43 vs. Elon (11.17)	30 at Bucknell (11.14)	34 by Bucknell (11.14) 34 by Elon (11.17)	31 by James Madison (11.11)
Rebound margin	+9 (43-34) vs. Elon (11.17)	--	+4 by Bucknell (11.14)	--
Personal fouls	29 at Bucknell (11.14)	19 vs. Elon (11.17)	33 by Bucknell (11.14)	16 by James Madison (11.11)
DQs	1 at Bucknell (11.14)	0 vs. James Madison (11.11) 0 vs. Elon (11.17)	3 by Bucknell (11.14)	0 by James Madison (11.11) 0 by Elon (11.17)
Assists	15 vs. James Madison (11.11) 15 vs. Elon (11.17)	12 at Bucknell (11.14)	18 by James Madison (11.11)	6 by Elon (11.17)
Turnovers	18 at Bucknell (11.14)	13 vs. James Madison (11.11)	22 by Bucknell (11.14)	15 by James Madison (11.11)
Blocked shots	5 vs. James Madison (11.11) 5 vs. Elon (11.17)	1 at Bucknell (11.14)	2 by James Madison (11.11)	0 by Bucknell (11.14)
Steals	9 at Bucknell (11.14)	5 vs. Elon (11.17)	8 by Elon (11.17)	5 by James Madison (11.11) 5 by Bucknell (11.14)
Double-figure scorers	4 vs. James Madison (11.11)	3 at Bucknell (11.14) 3 vs. Elon (11.17)	6 by Bucknell (11.14)	1 by Elon (11.17)

* Does not include overtime periods # Wake Forest school record % Wake Forest freshman record

2006-07 Wake Forest Basketball

GAME-BY-GAME

Opponent	Result	Score	By Half	FG-FGA	PCT	3PT-3PA	PCT	FT-FTA	PCT	O	D	REB	PF-Dq	A	TO	BS	ST	Bench
Wake Forest	☺	91	38-53	31-51	.608	6-15	.400	23-34	.676	10	21	31	17-0	15	13	5	7	21
James Madison		82	42-40	33-66	.500	9-20	.450	7-13	.538	15	16	31	27-0	18	15	2	5	25
Wake Forest	☺	ot 86	34-41-11	27-51	.529	9-17	.529	23-45	.511	14	16	30	29-1	12	18	1	9	22
Bucknell		83	38-37-8	27-50	.540	8-19	.421	21-35	.600	11	23	34	33-3	17	22	0	5	37
Wake Forest	☺	73	32-41	27-59	.458	4-17	.235	15-25	.600	16	27	43	19-0	15	16	5	5	21
Elon		48	18-30	17-49	.347	2-15	.133	12-22	.545	13	21	34	21-0	6	21	1	8	13

Wake Forest
Vanderbilt
Wake Forest
Appalachian State
Wake Forest
Air Force
Wake Forest
Georgia
Wake Forest
DePaul
Wake Forest
Virginia Tech
Wake Forest
Gardner-Webb
Wake Forest
Richmond
Wake Forest
South Florida
Wake Forest
East Carolina
Wake Forest
Miami
Wake Forest
Boston College
Wake Forest
NC State
Wake Forest
Duke
Wake Forest
Virginia
Wake Forest
North Carolina
Wake Forest
Florida State
Wake Forest
Georgia Tech
Wake Forest
Maryland
Wake Forest
Winston-Salem State
Wake Forest
North Carolina
Wake Forest
Clemson
Wake Forest
Miami
Wake Forest
Georgia Tech
Wake Forest
NC State
Wake Forest
Virginia
ACC Tournament

MISCELLANEOUS

Attendance	G	Total	Average
Home	2	17,057	8,529
Away	1	4,330	4,330
Neutral	0	0	0
Total	3	21,387	7,129

Miscellaneous	WFU	OPP
3-second violations	1	1
5-second violations	0	4
10-second violations	0	0
Lane violations	0	0
Defensive goal tending	2	1
Offensive goal tending	0	0
Shot clock expired	0	0
4-point plays	0	0
Jump balls controlled	2	2
Technical fouls (players)	0	0
Technical fouls (bench)	0	0

Double-Figure Scoring	2006-07		Career
	2006-07	Career	
Kyle Visser	3	17	
Harvey Hale	2	9	
Ishmael Smith	2	2	
Michael Drum	1	8	
L.D. Williams	1	1	
Kevin Swinton	1	1	
Cameron Stanley	0	3	

Shamaine Dukes	0	1
----------------	---	---

Double-Figure Rebounds	2006-07		Career
Kyle Visser	1	3	
Kevin Swinton	0	1	

Double-Figure Assists	2006-07		Career
Ishmael Smith	1	1	
Shamaine Dukes	0	1	

Double-Doubles	2006-07		Career
Kyle Visser	1	2	
Ishmael Smith	1	1	
Shamaine Dukes	0	1	

Technical Foul FTs	2006-07		Career
Michael Drum	0-0	2-2	
TOTALS	0-0		
Opponents	0-0		

Dunks	2006-07		Career
Kyle Visser	5	30	
L.D. Williams	1	1	
David Weaver	1	1	
Shamaine Dukes	1	1	
Jamie Skeen	1	1	

Kevin Swinton	0	9
Cameron Stanley	0	6
TOTALS	9	
Opponents	5	

Charges Drawn	2006-07		Career
Michael Drum	3	5	
David Weaver	1	1	
Kevin Swinton	1	3	
L.D. Williams	1	1	
Kyle Visser	0	23	
Harvey Hale	0	2	
Cameron Stanley	0	1	
Shamaine Dukes	0	1	
TOTALS	6		
Opponents	5		

Games Missed Because Of Injury/Il-ness/Suspension	2006-07		Career
Kevin Swinton	0	2	
Kyle Visser	0	1	

Wake's Record When...	06-07	Under Prosser
At home	2-0	71-12
On road	1-0	29-29
At neutral sites	0-0	14-11
After a loss	0-0	26-23
In overtime	1-0	7-5
In games decided by 3 points or less	1-0	15-8
In games decided by 4-5 points	0-0	14-7
In games decided by 6-10 points	1-0	21-16
In games decided by 11-20 points	0-0	36-16
In games decided by 20-plus points	1-0	29-5
Scoring first	3-0	77-26
Leading at half	0-0	92-20
Tied at half	0-0	3-2
Trailing at half	2-0	18-30
Leading with 10:00 remaining	1-0	97-9
Trailing with 10:00 remaining	1-0	14-41
Leading with 5:00 remaining	1-0	105-6
Trailing with 5:00 remaining	1-0	7-43
WFU shoots 50% or better	2-0	58-6
WFU shoots less than 50%	0-0	53-46
WFU shoots better than opponent	2-0	102-10
Opponent shoots 50% or better	2-0	11-30
Opponent shoots less than 50%	0-0	103-22
WFU out-rebounds opponent	0-0	96-24
Opponent out-rebounds WFU	1-0	13-25
WFU shoots 70% or better from FT line	0-0	61-27
WFU has more FT attempts	3-0	88-18
Opponent has more FT attempts	0-0	19-33
WFU shoots 40% or better from 3-pt range	2-0	52-13
WFU has more turnovers than opponent	0-0	59-31
WFU has less turnovers than opponent	3-0	52-18
WFU scores 100-plus points	0-0	6-3
WFU scores 90-99 points	1-0	29-2
WFU scores 80-89 points	1-0	37-12
WFU scores 70-79 points	1-0	28-15
WFU scores 60-69 points	0-0	10-18
WFU scores 50-59 points	0-0	3-2
WFU scores less than 50 points	0-0	1-0
Opponent scores 100-plus points	0-0	0-4
Opponent scores 90-99 points	0-0	2-14
Opponent scores 80-89 points	2-0	18-15
Opponent scores 70-79 points	0-0	32-18
Opponent scores 60-69 points	0-0	40-2
Opponent scores 50-59 points	1-0	14-0
Opponent scores less than 50 points	0-0	7-0
On Mondays	0-0	8-1
On Tuesdays	1-0	11-11
On Wednesdays	0-0	21-8
On Thursdays	0-0	15-5
On Fridays	1-0	12-3
On Saturdays	1-0	33-15
On Sundays	0-0	14-9
In November	3-0	23-2
In December	0-0	25-4
In January	0-0	25-18
In February	0-0	24-16
In March	0-0	16-12
Wearing white uniforms	2-0	70-15
Wearing black uniforms	1-0	35-33
Wearing gold uniforms	0-0	7-3
Wearing throwback uniforms (white)	0-0	0-1
On ESPN or ESPN 2	0-0	29-21
On ESPN-U	0-0	0-1
On ABC	0-0	7-6
On CBS	0-0	7-6
On Fox Sports/Fox Net South	1-0	20-8
On Raycom-Jefferson Pilot	0-0	23-15

Miscellaneous	
Current streak	Won 3
Home court streak	Won 4
Neutral court streak	Lost 1
Road streak	Won 1
Consecutive games with a 3-point field goal	462
All-Time Record	1,351-1,023

DEACON STARTING LINEUPS (W-L)

Forward	Forward	Center	Guard	Guard	W-L
Williams	Swinton	Visser	Hale	Smith	2-0
Williams	Swinton	Visser	Drum	Dukes	1-0

THE TOP 10

Points
26, Kyle Visser at Bucknell (11.14)
23, Kyle Visser vs. James Madison (11.11)
20, Kyle Visser vs. Elon (11.17)
20, Harvey Hale at Bucknell (11.14)
19, Harvey Hale vs. James Madison (11.11)
14, Ishmael Smith at Bucknell (11.14)
13, Michael Drum vs. Elon (11.17)
12, Ishmael Smith vs. James Madison (11.11)
11, Kevin Swinton vs. Elon (11.17)
11, L.D. Williams vs. James Madison (11.11)

Rebounds
12, Kyle Visser vs. Elon (11.17)
9, Kyle Visser vs. James Madison (11.11)
6, Chas McFarland vs. Elon (11.17)
6, Kyle Visser at Bucknell (11.14)
5, Kevin Swinton vs. Elon (11.17)
5, Shamaine Dukes vs. Elon (11.17)
5, Michael Drum at Bucknell (11.14)
5, Ishmael Smith vs. James Madison (11.11)
5, Jamie Skeen vs. James Madison (11.11)
4, two times

Assists
11, Ishmael Smith vs. James Madison (11.11)
7, Ishmael Smith vs. Elon (11.17)
7, Ishmael Smith at Bucknell (11.14)
2, Michael Drum vs. Elon (11.17)
2, Harvey Hale at Bucknell (11.14)
2, Jamie Skeen at Bucknell (11.14)
2, Michael Drum vs. James Madison (11.11)

Three-Point Field Goals
4, Harvey Hale vs. James Madison (11.11)
3, Michael Drum vs. Elon (11.17)
3, Ishmael Smith at Bucknell (11.14)
2, Harvey Hale at Bucknell (11.14)
2, Jamie Skeen at Bucknell (11.14)
1, Shamaine Dukes vs. Elon (11.17)
1, Anthony Gurley at Bucknell (11.14)
1, Michael Drum at Bucknell (11.14)
1, L.D. Williams vs. James Madison (11.11)
1, Michael Drum vs. James Madison (11.11)

FREE THROWS / LAST FIVE MINUTES

Player	FT-A
Ishmael Smith	2-4
Harvey Hale	10-12
Jamie Skeen	2-2
Michael Drum	4-6
Total	18-24

Opponent	1st Points	How	Time	1st Sub	Time
James Madison	L.D. Williams	Free Throws	19:56	Jamie Skeen	16:44
Bucknell	Kyle Visser	Jump Hook	19:18	Jamie Skeen	16:54
Elon	L.D. Williams	Layup	19:07	Gurley/Skeen	14:52