

2008-09 GAMENOTES

Vanderbilt Athletic Communications
2601 Jess Neely Drive
Nashville, TN 37212

Basketball SID: Andy Boggs

Phone: (615) 343-1847

Email: Andy.Boggs@Vanderbilt.edu

Website: VUCommodores.com



VANDERBILT
BASKETBALL

2008-09 BASKETBALL SCHEDULE

Date	Opponent	Site	Time
- November -			
9	Alabama-Huntsville+	Nashville	W, 84-65
16	Morehead State*	Nashville	W, 74-48
20	Illinois (FSN)	Nashville	L, 63-69
24	MTSU (CSS)	Nashville	W, 65-57
26	Central Arkansas*	Nashville	W, 83-62
29	vs. Drake*-1 (CBSCS)	Cancun, Mexico	W, 72-57
30	vs. VCU*-1 (CBSCS)	Cancun, Mexico	W, 71-66
- December -			
3	UIC	Nashville	L, 55-74
6	Georgia Tech	Atlanta, Ga.	L, 51-63
10	Alabama A&M (CSS)	Nashville	W, 78-55
16	South Florida^	Nashville	W, 71-52
20	Tennessee Tech (CSS)	Nashville	W, 83-63
22	Furman (CSS)	Nashville	W, 68-49
31	St. Francis	Nashville	W, 84-55
- January -			
3	at Massachusetts (CBSCS)	Amherst, Mass.	W, 78-48
10	at Kentucky (Raycom)	Lexington, Ky.	L, 60-70
14	Georgia	Nashville	W, 50-40
17	at Mississippi State (FSN)	Starkville, Miss.	L, 66-73
20	Tennessee (ESPN)	Nashville	L, 63-76
25	Florida (CBS)	Nashville	12:30 p.m.
28	at South Carolina	Columbia, S.C.	6 p.m.
31	at Auburn	Auburn, Ala.	7 p.m.
- February -			
5	Alabama (ESPN or ESPN2)	Nashville	6 p.m.
7	Ole Miss (CBS)	Nashville	12 p.m.
14	at Tennessee (Raycom)	Knoxville, Tenn.	2 p.m.
17	Kentucky (ESPN)	Nashville	8 p.m.
21	at Florida (Raycom)	Gainesville, Fla.	2 p.m.
25	at Georgia	Athens, Ga.	6:30 p.m.
28	South Carolina (ESPN)	Nashville	8 p.m.
- March -			
4	at LSU	Baton Rouge, La.	7 p.m.
8	Arkansas (Raycom)	Nashville	1 p.m.
12-15	SEC Tournament-2	Tampa, Fla.	TBA
19-22	NCAA 1st and 2nd Rds.	TBA	TBA
26-29	NCAA Regionals	TBA	TBA
- April -			
4-6	NCAA Final Four	Detroit, Mich.	TBA

Notes: (+) Exhibition; (*) - Cancun Challenge; 1 - Moon Palace, Cancun, Mexico; 2 - St. Pete Times Forum, Tampa, Fla.; (^) Big East/SEC Challenge, Sommet Center, Nashville, Tenn.; CSS - Comcast/ Charter Sports Southeast; FSN - Fox Sports Net; Raycom - Raycom Sports; CBSCS - CBS College Sports; Dates and times are subject to change. All times Central.

GAME AT A GLANCE

Vanderbilt (12-6, 1-3 SEC) vs. #24/RV Florida (16-3, 3-1 SEC)

Sunday * January 25, 2009 * 12:30 p.m. CT

Memorial Gym - Nashville, Tenn.

TV: CBS

Series Info: Vanderbilt leads the all-time series, 61-54; Vanderbilt leads 39-12 in Nashville; Florida leads 37-20 in Gainesville; Florida leads 5-2 on neutral floors.
Last Meeting: Vanderbilt defeated Florida, 61-58 in Nashville on February 16, 2008.
Coaches: Kevin Stallings is in his tenth year at Vanderbilt (182-122) and his 16th overall (305-185). Billy Donovan is in his 13th year at Florida (301-119) and 15th overall (336-138).
Radio: Vanderbilt-ISP Radio Network (WGFX - 104.5 FM); vucummodores.com
Play-by-Play: Joe Fisher (10th year) **Color:** Tim Thompson (7th year)
TV: CBS
Play-by-Play: Ian Eagle **Color:** Bill Raftery
Producer: Ken Mack

Vanderbilt To Take On Florida On Sunday Afternoon

The Vanderbilt Commodores will take on SEC East foe Florida this Sunday at 12:30 p.m. at Memorial Gym. The game will tip at 12:30 p.m., and can be heard on the Vanderbilt-ISP Radio Network and vucummodores.com, with Joe Fisher and Tim Thompson on the call. The game will be televised by CBS Sports.

Vanderbilt and Florida will meet for the 116th time, with the Commodores owning a 61-54 advantage in the series. Vanderbilt leads the series 39-12 in Nashville, and has won the last two games against the Gators at Memorial Gym. VU defeated Florida, 61-58, on February 16, 2008, and knocked off the #1 ranked Gators on February 17, 2007, 83-70. Head coach Kevin Stallings is 5-14 all-time against Florida, and is 4-5 all-time against the Gators at Memorial Gym.

Vanderbilt dropped a 76-63 decision to instate rival Tennessee in a nationally televised affair on January 20. Tennessee never trailed in the game, and limited the Commodores to 20 first half points, its lowest total for a half all season, and 34.5% from the floor. George Drake came off of the bench to lead the Commodores with 16 points, while freshman guard Brad Tinsley was the only other Vanderbilt player in double figures with 10 points on the night. Sophomore center A.J. Ogilvy scored only seven points, the first time all season and only the third time in his career he has failed to score in double figures. The Commodores' starting five were a combined 6-for-32 in the game against Tennessee.

Ogilvy leads all Vanderbilt scorers on the 2008-09 season, averaging 15.8 points per contest. Freshman guard Jeffery Taylor adds 12.2 points per game, junior point guard Jermaine Beal averages 11.9 points, and freshman guard Brad Tinsley chips in 10.2 points per contest. Ogilvy leads all VU players on the glass with 6.8 rebounds per game.

Vanderbilt

TODAY'S PROBABLE STARTERS

Florida










#	Name	Pos.	Ht.	Wt.	Cl.	PPG	RPG	A/B/S	Hometown
0	Jermaine Beal	G	6'3	205	Jr.	11.9	4.1	3.1a	DeSoto, Texas
<i>Ranked in seven SEC categories; Scored 14 pts at MSU, 12th double figure game of 2008-09.</i>									
1	Brad Tinsley	G	6'3	210	Fr.	10.2	2.3	2.6a	Oregon City, Ore.
<i>Scored double figures in 13 games this season; started in last 16 games.</i>									
4	A.J. Ogilvy	C	6'11	250	So.	15.8	6.8	1.4b	Sydney, Australia
<i>Tallied 14 points at Miss. State; missed double figures for first time this season vs. UT (7 pts).</i>									
21	Darshawn McClellan	F	6'9	240	So.	2.8	2.7	1.4a	Fresno, Calif.
<i>Tied a career high with 10 points against UMass; started in 10 games this year.</i>									
44	Jeffery Taylor	G	6'7	210	Fr.	12.2	6.2	1.3s	Norrkoping, Sweden
<i>Led team with 18 points at Miss. State, which tied a career high.</i>									

#	Name	Pos.	Ht.	Wt.	Cl.	PPG	RPG	A/B/S	Hometown
15	Walter Hodge	G	6'0	170	Sr.	7.7	1.7	2.3a	Guaynabo, P.R.
21	Dan Werner	F	6'8	230	Jr.	9.3	4.3	2.5a	Middletown, N.J.
23	Alex Tyus	F	6'8	220	So.	12.2	6.6	0.7b	St. Louis, Mo.
25	Chandler Parsons	F	6'9	213	So.	9.0	5.5	1.3s	Casselberry, Fla.
33	Nick Calathes	G	6'6	194	So.	17.8	5.1	6.6a	Casselberry, Fla.



VANDERBILT STORYLINES



-  1. Vanderbilt's 76-63 loss to Tennessee Tuesday night **snapped a nine-game SEC home winning streak**. The Commodores were a **perfect 8-0 in SEC play at home last year**, and won their conference home opener against Georgia on January 14.
-  2. Sophomore center **A.J. Ogilvy**, the Commodores' leading scorer at 15.8 points per game, **was held under double digits for the first time this season and for only the third time in his Vanderbilt career**.
-  3. Vanderbilt struggled from the field against the Volunteers, **shooting only 34.5% from the floor**. VU's starters were a combined 6-for-32 against Tennessee (18.8%). In conference play, the Commodores are shooting 38.1%.
-  4. The Commodores started two true freshmen (Jeffery Taylor and Brad Tinsley), two sophomores (Darshawn McClellan and A.J. Ogilvy), and one junior (Jermaine Beal) against Mississippi State on Saturday.
-  5. Vanderbilt entered the Mississippi State game last Saturday as the nation's leader in field goal percentage defense, but in the last two games, VU opponents (Miss. State, Tennessee) are 51-for-104 (49.0%) from the field. **The Commodores still lead the SEC in scoring defense (59.8 ppg) and second in field goal percentage defense in all games (37.3%)**.
-  6. Sophomore center **A.J. Ogilvy** leads the team in scoring (15.8) and rebounding (6.8) this season. Three other players average double figures - **Jeffery Taylor (12.2), Jermaine Beal (11.9), and Brad Tinsley (10.2)**.
-  7. Junior guard **Jermaine Beal** is having a sensational junior campaign - he **averages 11.9 points per game and is ranked in the SEC in seven categories**.
-  8. Junior George Drake came off the bench to score a career-high 16 points against Tennessee on a career-best eight made field goals. His previous career high came against Central Arkansas on November 26, 2008, when he tallied 14 points, and his previous best in an SEC game came on January 13, 2007, at Georgia when he scored seven points.
-  9. Sophomore guard **Jamie Graham** returned to the team after helping the **Commodore football team to a Gaylord Hotels Music City Bowl victory over Boston College on New Year's Eve**. He is the only player in the SEC playing both **basketball and football**, and the first Commodore player since **Fred Baker** did it in the 1994-95 season.

Comparing The Teams

2008-09 Statistics	Vanderbilt		Florida	
	SEC	Overall	SEC	Overall
Record	1-3	12-6	3-1	16-3
Scoring Offense	59.8	68.6	73.8	78.4
Scoring Defense	64.8	59.8	67.0	64.5
Scoring Margin	-5.0	+8.8	+6.8	+13.8
FG%	.381	.438	.461	.491
FG% Defense	.437	.373	.431	.426
3FG%	.244	.322	.344	.352
3FG% Defense	.313	.337	.260	.332
Free Throw %	.770	.743	.667	.675
Rebounding	34.8	36.8	35.0	35.3
Rebounding Margin	33.8	+4.7	37.0	+2.1
Turnovers/game	14.3	14.6	14.3	13.0
Opponent Turnovers	14.0	13.4	15.3	16.5
Steals	6.5	6.2	6.0	8.8
Blocks	4.0	4.7	2.3	2.8

Scouting Florida

Florida enters the game with a 16-3 overall record and a 3-1 record in SEC play after Wednesday's 70-69 loss at South Carolina. The Gators had won 10 consecutive games before the loss to the Gamecocks on January 21. Florida guard Nick Calathes leads all Florida scorers at 17.8 points per game and leads all players in the SEC in assists with 6.6 per game. Forward Alex Tyus is next in scoring for Florida at 12.2 points per game; Tyus also leads the Gators on the glass with 6.6 rebounds per game.

First Ranked Opponent For Vanderbilt

The Gators, ranked 24th in the latest AP poll, will be the first ranked opponent for the Commodores this season.

Stallings Versus Florida

Vanderbilt head coach Kevin Stallings has a career 5-14 record against Florida, and a 4-5 record against the Gators at Memorial Gym.

Commodores In League Play

After the 2007-08 campaign, Vanderbilt posted back to back 10-win seasons in SEC play for the first time since the 1987-88 and 1988-89 seasons.

Freshmen Making An Impact

Two out of the four leading scorers on this year's team are freshmen, with 6'7 forward Jeffery Taylor leading the way among the freshmen at 12.2 points per game. 6'3 guard Brad Tinsley also averages 10.2 points per contest for Vanderbilt. Freshman forward Steve Tchiengang has started five games for Vanderbilt at the power forward position, and freshman wing Lance Goulbourne has scored in double figures three times in his initial campaign with the Commodores.

Taylor is the third leading scorer in the SEC, while Tinsley comes in at number five among all freshmen.

Taylor Turning Heads

Vanderbilt freshman Jeffery Taylor tied a career high with 18 points against Mississippi State on January 17 and

made a career-best eight field goals. He has scored in double digits in 13 of 18 games as a collegian. The athletic 6'7 wing from Norkopping, Sweden, is the team's second leading scorer behind A.J. Ogilvy. He has two double doubles this season, with the last coming against Kentucky on January 10 (15 points and 11 rebounds).

Taylor Wins Freshman Of The Week Honors

Taylor claimed SEC Freshman of the Week honors for the week of December 8-15 for his play against Alabama A&M. Taylor scored 18 points against the Bulldogs and led all Commodore scorers in the game.

Commodore D

The Commodores are only allowing opponents to shoot 37.3% on the year, and only five opponents (VCU, UIC, Kentucky, Miss. State, Tennessee) have shot higher than 40% in a game. Vanderbilt has only allowed four opponents, UIC, Kentucky, Mississippi State, and Tennessee to score 70 points or more. Eight of Vanderbilt's opponents have failed to crack the 35% mark from the floor.

Youth Is Served

The Commodores sport one of the youngest rosters in the SEC and the nation this season after the departure of four seniors from last year's 26-8 team. The Commodores' roster features no seniors and head coach Kevin Stallings has started three true freshman on occasion. The top 10 players in minutes played consist of two juniors, two sophomores, two redshirt freshmen, and four freshmen.

Best Stallings Era Defense?

The 59.8 points allowed and .373 opponent field goal percentage are the best for a Kevin Stallings Era team, which began in the 1999-00 campaign. The previous best in a season was 64.9 points allowed in 2004-05 and a .411 opponent shooting percentage in the 2003-04 season. The Commodores advanced to the Sweet 16 in the 2003-04 campaign.

Ogilvy Sits Versus Kentucky

Sophomore standout A.J. Ogilvy did not play against Kentucky because of a bruised right heel. He also missed the St. Francis game on December 31 with the same injury. He returned against Georgia on January 14, played 29 minutes against the Bulldogs, and scored 18 points.

Ogilvy Named Preseason First Team All-SEC, Sets Freshman Scoring Record In 2007-08

Sophomore center A.J. Ogilvy was named as a pre-season All-SEC 1st team member at the SEC Media Days in Birmingham in late October and by the league's coaches in early November.

The Sydney, Australia native scored 20 or more points 11 times in 2007-08, and reached double-digits in 32 of his first 34 games as a collegian as a freshman. Against Alabama on March 8, he tallied 17 points to overcome Mike Rhodes for the top spot on the freshman single-season scoring list, and ended the season with 578 points, a new Vanderbilt freshmen scoring record. He also ended the 2007-08 season with the ninth-best scoring average in the nation for a freshman (17.0).

More Accolades For Ogilvy

Ogilvy was named to the John R. Wooden Award Preseason Top 50 list in mid November.

Double-Digit Man

Ogilvy has scored in double-figures in 47 out of 50 games in his two year career at Vanderbilt. He has 14 career 20-point outings and has had six double-doubles in his career.

The Evolution Of Beal

Junior Jermaine Beal led the Southeastern Conference in Assist-to-Turnover Ratio with a 3.06 mark in 2007-08, which also ranked him third nationally in the category, and tallied 158 assists during the 2007-08 campaign, a new record for Vanderbilt sophomores. However, in his junior season, Beal has seen his scoring go up to 11.9 points per game, and he is hitting the boards at 4.1 rebounds per contest. He is also averaging 3.1 assists per game this season, and is second in the SEC in assist-to-turnover ratio at 2.0.

Beal And Double Figure Scoring

This season, Vanderbilt is 10-3 when Jermaine Beal scores in double figures. In his three year career, the Commodores are 23-4 when he accumulates double figures (4-0 as a freshman, 9-1 as a sophomore, 10-3 as a junior). He has scored in double figures in five of the last seven games.

Stallings Wins Career Number 300

Vanderbilt head coach Kevin Stallings got his 300th career victory with Vanderbilt's 71-52 win over South Florida on December 16. Now in his 16th season as a head coach, Stallings has the third most wins in the SEC among current coaches (Bruce Pearl, Billy Donovan) and 182 in his ten-year career at Vanderbilt. Stallings ranks third all-time in Vanderbilt coaching wins behind Roy Skinner (278; 159, 1962-76) and Bob Polk (197; 1948-58, 1960-61).

Drake Leads Team In Scoring Vs. Tennessee

Redshirt junior George Drake scored a career-high 16 points against Tennessee on January 20 and led the team in scoring for the first time in his Vanderbilt career. His previous career high came against Central Arkansas on November 26, 2008, when he tallied 14 points, and his previous best in an SEC game came on January 13, 2007, at Georgia when he scored seven points.

Beal Hits 20-Point Barrier Vs. South Florida

Jermaine Beal scored a career-high 20 points against USF on December 16, and made a career-high seven field goals against the Bulls.

Balanced Scoring

The Commodores have had eight players score in double figures this season.

Starting Lineups

The Commodores have started seven different starting lineups this season. Junior Jermaine Beal and freshman Jeffery Taylor have been the two constants for Vanderbilt all season. The team's results with the different lineups look like this:

Lineup.....	Result
Beal, Drake, Taylor, Ezeli, Ogilvy.....	1-0
Beal, Drake, Taylor, McClellan, Ogilvy.....	0-1
Beal, Tinsley, Taylor, Walker, Ogilvy.....	1-0
Beal, Tinsley, Taylor, Ezeli, Ogilvy.....	1-0
Beal, Tinsley, Taylor, McClellan, Ogilvy.....	4-3
Beal, Tinsley, Taylor, Tchiengang, Ogilvy.....	4-1
Beal, Tinsley, Taylor, McClellan, Ezeli.....	1-1

International Flavor

The Commodores sport a very wordly roster, with players from five different countries. A.J. Ogilvy is from Australia, Festus Ezeli is from Nigeria, Jeffery Taylor is from Sweden, and Steve Tchiengang is from Cameroon. Of the 341 NCAA Division I teams, only eight have players from five countries, and only Vanderbilt and Northwestern hail from BCS leagues.

VU Goes 4-0 In Cancun Challenge, Claims Tournament Title

Vanderbilt went 4-0 at the Cancun Challenge and captured the tournament title at the Moon Palace Resort on November 30 with a 71-66 win over VCU. The Commodores defeated Drake, 72-57, in Cancun, and won their first two games of the Cancun Challenge against Morehead State November 16, 74-48, at Memorial Gym, and Central Arkansas, 83-62, on November 26. Sophomore A.J. Ogilvy was named the tournament MVP, with Jermaine Beal also being named to the all-tournament team.

Vanderbilt Plays With Only Eight Scholarship Players In Cancun

Vanderbilt played without four key players in Cancun because of varying circumstances. Sophomore Andre Walker is out for the season with a torn ACL in his right knee that he suffered November 24 against Middle Tennessee State. Redshirt freshman Festus Ezeli missed Cancun because of family matters, true freshman Steve Tchiengang finished serving an NCAA mandated suspension, and freshman Lance Goulbourne was diagnosed with mononucleosis in late November and missed the tournament.

Walker Out With A Torn ACL

Sophomore forward Andre Walker was lost for the season with a torn ACL in his right knee after suffering the injury against Middle Tennessee State on November 24. Walker was averaging 4.7 points and 4.7 rebounds and

SEC PRESEASON POLLS

Vanderbilt was picked to finish fourth in the SEC East by a select group of 30 media members in a poll released by the league prior to the SEC Basketball Media Days October 22-23 in Birmingham.

The Commodores received 88 points in the poll to finish behind Tennessee (172), Florida (143), and Kentucky (130). South Carolina was chosen fifth (56), and Georgia was chosen sixth (41).

Alabama was chosen to win the SEC West with 151 votes, only four votes better than LSU (147). Tennessee received 23 out of the 30 votes to win the SEC Championship. Florida received five votes, and Kentucky received two. Vanderbilt's A.J. Ogilvy was chosen to the media and the coaches' first team.

2007-08 Results

Team	Poll	SEC	Overall
Eastern Division			
Tennessee (23)*	172	14-2	31-5
Florida (5)	143	8-8	24-12
Kentucky (2)	130	12-4	18-13
Vanderbilt	88	10-6	26-8
South Carolina	56	5-11	14-18
Georgia	41	4-12	17-17
Western Division			
Alabama (11)	151	5-11	17-16
LSU (11)	147	6-10	13-18
Ole Miss (8)	136	7-9	24-11
Miss. State	91	12-4	23-11
Auburn	54	4-12	14-16
Arkansas	51	9-7	23-12

*Picked as SEC Champion

Media First Team

Patrick Patterson, Kentucky
Tyler Smith, Tennessee*
Nick Calathes, Florida
Devan Downey, South Carolina
A.J. Ogilvy, Vanderbilt

* Preseason Player of the Year

Media Second Team

Marcus Thornton, LSU
Jarvis Varnado, Miss. State
Ronald Steele, Alabama
Tasmin Mitchell, LSU
Chris Warren, Ole Miss
Alonzo Gee, Alabama

Coaches First Team

Nick Calathes, Florida
Patrick Patterson, Kentucky#
Tasmin Mitchell, LSU
Marcus Thornton, LSU
Chris Warren, Ole Miss
Jarvis Varnado, Miss. State
Devan Downey, South Carolina
Tyler Smith, Tennessee
A.J. Ogilvy, Vanderbilt#
Unanimous Selection

Coaches Second Team

Alonzo Gee, Alabama
Ronald Steele, Alabama
Michael Washington, Arkansas
Korvotney Barber, Auburn
Terrance Woodbury, Georgia
Chris Johnson, LSU
Jodie Meeks, Kentucky
Dominique Archie, South Carolina
Wayne Chism, Tennessee
J.P. Prince, Tennessee

had started two games. The versatile forward was arguably the team's best defender, and on offense, played as many as four different positions.

Vanderbilt TV Schedule

Vanderbilt will appear on television, either regionally or nationally, 20 times this season. The Commodores are also slated to appear on the ESPN family of networks five times this season, and on CBS twice, both at home. The last six games of this year's home schedule will all be televised, with five of those being televised nationally.

How Sweet It Is - Two Sweet 16's In Last Five Years

The Commodores, after the 2006-07 Sweet 16 appearance, have now made two NCAA Sweet 16's in the last five years, one of only three programs in the Southeastern Conference to accomplish the feat (Florida, Tennessee).

Vanderbilt Adds Two Walkons

6-0 junior guard Chris Meriweather, from Nashville, Tenn., and 6-5 freshman forward Aaron Noll, from Paris Hills, Ky., have been added to the roster after making the team in October at walk-on tryouts. Meriweather has seen action in three games, and Noll has played in two.

Vanderbilt and SEC Rankings

Vanderbilt has six players currently ranked in the SEC individual rankings as of January 22.

Jermaine Beal	SEC	Total
Scoring	20th (12.3).....	28th (11.9)
Assists	NA.....	14th (3.1)
FT%	4th (.889).....	2nd (.871)
Steals.....	NA.....	12th (1.4)
A/TO Ratio.....	NA.....	2nd (2.0)
Minutes Played.....	T-10th (33.5).....	10th (31.6)
George Drake	SEC	Total
Steals	T-12th (1.5).....	NA
Festus Ezeli	SEC	Total
Blocks	T-15th (0.8).....	14th (1.1)
A.J. Ogilvy	SEC	Total
Scoring	17th (13.0).....	10th (15.8)
Rebounding	30th (4.7).....	11th (6.8)
FG %	NA.....	7th (.539)
FT %	15th (.650).....	10th (.741)
Steals.....	T-5th (1.7).....	NA
Blocks.....	5th (2.0).....	5th (1.6)
Defensive Rebounds	NA.....	7th (5.0)
Jeffery Taylor	SEC	Total
Scoring	27th (11.3).....	24th (12.2)
Rebounding	13th (6.3).....	16th (6.2)
Offensive Rebounds	7th (2.8).....	NA
FT %	NA.....	13th (.694)
Steals.....	T-5th (1.8).....	NA
Blocks.....	T-15th (0.8).....	NA
Brad Tinsley	SEC	Total
3FG Made.....	T-13th (1.8).....	7th (2.2)

Vanderbilt Signs One In Early Signing Period

6'4 shooting guard John Jenkins, one of the nation's top shooters, inked a National Letter of Intent with the Commodores in the early signing period and will be eligible for the 2009-2010 campaign.

Jenkins, from nearby Station Camp High School in Gallatin, Tenn., averaged 21 points per game as a sophomore and 30.9 points per contest as a junior, and was named the Class AA Mr. Basketball for the state of Tennessee in March of 2008 after his junior season at Station Camp. He is a consensus top 40 player in most national recruiting databases and is ranked as the eighth-best shooting guard in the nation by ESPN.com and Rivals.com. He was also a Nike Chosen Ones selection, an honor

Looking Ahead: South Carolina on Jan. 28

Vanderbilt will travel to South Carolina on Wednesday, January 28, to take on the Gamecocks at the Colonial Center. Tip off is scheduled for 6 p.m. CT.

The all-time series between the two schools is tied at 21, but the Commodores claimed both meetings between the two schools last season.

that goes to the nation's top 50 players, regardless of class.

Jamie Graham Returns To Hardwood

5-11 sophomore guard Jamie Graham, who played in 15 games last season as a true freshman, saw his first action of the season against Kentucky on January 10. The only SEC student-athlete to compete in both sports in 2007-08, had a stellar first season on the gridiron, where he competed as a redshirt freshman. He played in every game and contributed as a wide receiver and running back for the Vanderbilt offensive attack. He is the first Vanderbilt football player to play on the basketball team since 1994-95 when Fred Baker played for both squads.

3-Point Streak Continues Through 21st Season; VU One Of Three Teams To Hit A Trey In Every Game Since 1986-87 Season

Vanderbilt has made a 3-pointer in 716 consecutive games after the 2008 campaign. The Commodores rank second only to UNLV (725) for the longest streak in Division I basketball.

Vanderbilt, UNLV and Princeton (611) are the only three schools in college basketball to have made at least one 3-pointer in every game played since the 3-point line was implemented for the 1986-87 season.

Following is a list of the eight schools with the longest current streak of consecutive games with a made 3-pointer.

Team	Streak	Next Game
UNLV	725*	Utah (1/24)
Vanderbilt	716*	Florida
Kentucky	693	Alabama (1/24)
Duke	668	Maryland (1/24)
Arkansas	661	Auburn (1/24)
Western Kentucky	654	La.-Lafayette (1/22)
Oakland	615	IUPUI (1/22)
Princeton	611*	Concordia College (1/25)

* - Princeton, Vanderbilt and UNLV are the only three teams to hit 3-pointers in every game played since the rule came into existence for the 1986-87 season;

Smart To Redshirt

Freshman Jordan Smart, a 6'6 shooting guard from Lexington, Ky., has decided to redshirt the 2008-09 season.

QUICK FACTS

Vanderbilt Quick Facts

Location	Nashville, Tenn.
Founded	1873
Conference	Southeastern (East)
Enrollment	6,584
Nickname	Commodores
Colors	Black and Gold
Home Arena	Memorial Gymnasium (14,316)
Chancellor	Nicholas Zeppos
Vice Chancellor	David Williams II
Faculty Rep.	Lucious Outlaw

Basketball Staff

Head Coach	Kevin Stallings
Basketball Staff	Dan Muller, King Rice, Tom Richardson, Brad Frederick
Athletic Trainer	Shannon Gordon
Strength & Conditioning Coach	Mark Davis
Academic Counselor	Neal Clark
Administrative Assistant	Meredith Schakel

Media Relations

Men's Basketball SID	Andy Boggs
Media Relations Address	2601 Jess Neely Dr. Nashville, TN 37212
Office Phone	(615) 322-4121
Mobile Phone	(615) 828-8895
Office Fax	(615) 343-7064
E-Mail	Andy.Boggs@Vanderbilt.edu
Memorial Gym Press Row	(615) 320-0436
Internet Site	www.VUCommodores.com

Vanderbilt Posts 16th 20-win Season in School History

Vanderbilt recorded the 16th 20-win season in school history with a thrilling, 66-65, win over South Carolina on February 9, 2008. It marked the fourth 20-win campaign in the last five years under head coach Kevin Stallings. Only Roy Skinner (1959, 1962-76) has posted more 20-win seasons with six.

Year	Record	Coach
2008	26-8	Kevin Stallings
2007	22-12	Kevin Stallings
2005	20-14	Kevin Stallings
2004	23-10	Kevin Stallings
1998	20-13	Jan van Breda Kolff
1994	20-12	Jan van Breda Kolff
1993	28-6	Eddie Fogler
1990	21-14	Eddie Fogler
1988	20-11	C.M. Newton
1974	23-5	Roy Skinner
1973	20-6	Roy Skinner
1968	20-6	Roy Skinner
1967	21-5	Roy Skinner
1966	22-4	Roy Skinner
1965	24-4	Roy Skinner
1927	20-4	Josh Cody

VANDERBILT VS. RANKED OPPONENTS
IN STALLINGS ERA

Date Rank - Opponent Score

Feb. 26, 2008 #1 Tennessee* W, 72-69
 Jan. 30, 2008 #24 Ole Miss L, 58-74
 Jan. 17, 2008 #6 Tennessee L, 60-80
 March 23, 2007 #9 Georgetown# L, 65-66
 March 17, 2007 #13 Wash. St.# W, 78-74 (2ot)
 Feb. 17, 2007 #1 Florida* W, 83-70
 Jan. 31, 2007 #1 Florida L, 64-74
 Jan. 24, 2007 #24 LSU W, 64-53
 Jan. 20, 2007 #25 Kentucky W, 72-67
 Jan. 17, 2007 #10 Alabama* W, 94-73
 Jan. 10, 2007 #16 Tennessee* W, 82-81
 Dec. 9, 2006 #25 Ga. Tech* W, 73-64
 Nov. 15, 2006 #8 Georgetown* L, 70-86
 March 10, 2006 #18 LSU# L, 73-92
 March 4, 2006 #11 Tennessee* L, 59-68
 Feb. 22, 2006 #24 LSU* L, 66-77
 Feb. 15, 2006 #10 Florida* L, 68-73
 Feb. 1, 2006 #13 Tennessee L, 62-69
 Jan. 28, 2006 #5 Florida L, 58-81
 Feb. 5, 2005 #6 Kentucky L, 70-84
 Jan. 12, 2005 #9 Kentucky L, 54-69
 Jan. 5, 2005 #19 Alabama* W, 70-56
 Mar. 25, 2004 #7 Connecticut# L, 53-73
 Mar. 21, 2004 #15 N.C. State# W, 75-73
 Mar. 12, 2004 #4 Miss. State# W, 74-70 (ot)
 Feb. 28, 2004 #7 Miss. State* L, 69-72
 Feb. 21, 2004 #24 LSU* W, 74-54
 Feb. 14, 2004 #25 South Carolina L, 75-82
 Feb. 7, 2004 #21 Florida L, 71-81
 Jan. 31, 2004 #5 Kentucky* W, 66-60
 Jan. 28, 2004 #23 South Carolina L, 55-57
 Jan. 10, 2004 #10 Kentucky L, 63-75
 Mar. 14, 2003 #2 Kentucky# L, 63-81
 Mar. 5, 2003 #2 Kentucky L, 44-106
 Feb. 22, 2003 #7 Florida* L, 74-77 (ot)
 Feb. 15, 2003 #20 Georgia L, 70-83
 Feb. 5, 2003 #23 Miss. State L, 60-82
 Jan. 29, 2003 #15 Georgia* W, 94-91
 Jan. 22, 2003 #5 Florida L, 75-87
 Jan. 14, 2003 #16 Kentucky* L, 52-74
 Jan. 11, 2003 #4 Alabama* W, 70-69
 Dec. 30, 2002 #6 Notre Dame L, 63-76
 Dec. 9, 2002 #6 Indiana L, 56-73
 Dec. 1, 2002 #12 Connecticut* L, 70-76
 Feb. 27, 2002 #11 Kentucky* W, 86-73
 Feb. 13, 2002 #9 Kentucky L, 59-67
 Feb. 9, 2002 #7 Florida L, 54-80
 Jan. 26, 2002 #15 Georgia* W, 86-84
 Jan. 12, 2002 #2 Florida* L, 85-95
 Jan. 9, 2002 #14 Alabama L, 79-92
 Dec. 2, 2001 #17 Western Ky.* W, 80-75
 Feb. 28, 2001 #6 Florida* L, 62-72
 Feb. 24, 2001 #22 Tennessee* L, 70-78
 Feb. 17, 2001 #22 Kentucky L, 74-79
 Feb. 3, 2001 #8 Tennessee L, 50-72
 Jan. 31, 2001 #17 Alabama* W, 68-62
 Jan. 20, 2001 #7 Florida W, 63-61
 Jan. 6, 2001 #22 Mississippi* L, 68-81
 Dec. 2, 2000 #11 Notre Dame* L, 74-77
 Mar. 10, 2000 #10 LSU# L, 60-71
 Feb. 19, 2000 #5 Tennessee* W, 85-72
 Feb. 16, 2000 #12 Auburn* L, 80-86
 Jan. 29, 2000 #10 Florida L, 63-89
 Jan. 22, 2000 #18 Kentucky* L, 73-81 (ot)
 Jan. 15, 2000 #24 LSU* W, 65-62
 Jan. 12, 2000 #12 Tennessee W, 76-73
 Jan. 8, 2000 #25 Kentucky L, 52-72
 Jan. 5, 2000 #6 Florida* W, 87-77

Overall Record 24-44

Vanderbilt Radio Affiliates

Vanderbilt basketball can be heard on the following stations in the Middle Tennessee area throughout the season on the Vanderbilt-ISP Sports Network. All games can also be heard for free on the Commodores' official website, vucommidores.com.

City	Station
Ashland City	(WQSV-790AM)
Benton, Ky.	(WCBL-102-3FM)
Chattanooga	(WDOD-1310AM)
Clarksville	(WJZM-1400AM)
Fayetteville	(WEKR-1240AM)
Manchester	(WMSR-1320AM)
Memphis	(KWAM-990AM)
Nashville	(104.5 FM, WGFY)
Winchester	(WCDD-1340AM)

Kevin Stallings Radio Show

Vanderbilt head coach Kevin Stallings' radio show can be heard on the following days throughout the year. The show can also be heard live and on demand on the Commodores' official web site, vucommidores.com.

Day	Time
Monday, January 26	6:30 p.m.
Monday, February 2	6:30 p.m.
Monday, February 9	6:30 p.m.
Sunday, February 15	6:30 p.m.
Monday, February 23	6:30 p.m.
Monday, March 2	6:30 p.m.
Monday, March 9	6:30 p.m.

Kevin Stallings TV Show

Vanderbilt head coach Kevin Stallings' TV show, the Commodore Connection, airs throughout the season on CSS. The show can also be heard seen on demand on the Commodores official web site, vucommidores.com.

Day	Time
Wednesday, Jan. 28	4 p.m.
Wednesday, Feb. 9	4 p.m.
Wednesday, Mar. 4	4 p.m.

Kevin Stallings SEC Teleconference

The Southeastern Conference will conduct a men's basketball coaches teleconference twice each week during the league schedule. The teleconferences take place on Mondays and Thursdays, starting Jan. 8, and conclude March 10. Please contact either the Vanderbilt or SEC Media Relations offices for the teleconference phone number.

Schedule (All Times CT)

Kevin Stallings (Vanderbilt) 10 a.m.
 Billy Donovan (Florida) 10:07 a.m.
 Darrin Horn (South Carolina) 10:14 a.m.
 Dennis Felton (Georgia) 10:21 a.m.
 Trent Johnson (LSU) 10:28 a.m.
 Billy Gillispie (Kentucky) 10:35 a.m.
 Bruce Pearl (Tennessee) 10:42 a.m.
 John Pelphey (Arkansas) 10:49 a.m.
 Mark Gottfried (Alabama) 10:56 a.m.
 Jeff Lebo (Auburn) 11:03 a.m.
 Andy Kennedy (Ole Miss) 11:10 a.m.
 Rick Stansbury (Miss. State) 11:17 a.m.

VU'S LAST TIME OUT

Game 18 • Jan. 17, 2009

Tennessee 76
 at Vanderbilt 63
 Nashville, Tenn. (Memorial Gym)

Wayne Chism scored 16 of his 20 points in the first half, and Tennessee beat Vanderbilt 76-63 on Tuesday night.

"I thought Chism really got them going," Kevin Stallings, VU head coach, said. "He played well, not just with those (early) threes. He also played well thereafter."

Tyler Smith scored 18 points, J.P. Prince had 16 and Scotty Hopson added 11 as Tennessee won its second straight and third in four games.

Vanderbilt (12-6, 1-3) lost its second straight and for the third time in four games. The Commodores came in tied for the nation's stingiest field goal percentage defense, but struggled to find the basket themselves. They went about eight minutes between field goals in the first half and missed 22 of 27 shots.

"It just seemed like there was a lid on that basket in the first half," noted Stallings. "We dug ourselves a hole and every time we needed to make something happen in the second half, we seemed like we'd miss a shot or a free throw."

George Drake came off the bench and led VU with 16 points. Brad Tinsley added 10. Vanderbilt's three leading scorers -- A.J. Ogilvy, Jermaine Beal and Jeffery Taylor -- were a combined 3 of 20.

Tennessee

Name	fg-a	3-a	ft-a	o-d-t	pf	tp	a	to	b	s	m
Smith, f	5-11	0-2	8-9	2-5-7	3	18	5	2	0	1	30
Williams, c	1-3	0-0	0-0	2-3-5	2	2	0	2	0	0	22
Maze, g	1-4	0-2	2-2	0-2-2	0	4	3	2	0	0	24
Prince, g	6-8	0-0	4-4	1-4-5	3	16	4	0	1	0	30
Hopson, g	4-10	1-3	2-3	1-1-2	1	11	1	0	0	1	29
Woodriddle	0-0	0-0	0-0	0-0-0	0	0	0	0	0	0	4
Chism	8-11	2-3	2-5	1-6-7	5	20	0	2	2	0	26
Negedu	0-1	0-0	0-0	0-0-0	2	0	0	0	0	0	3
Tatum	1-4	1-3	0-0	0-1-1	4	3	0	2	0	0	16
Tabb	1-2	0-0	0-0	1-1-2	1	2	1	0	0	0	16
Team				1-2-3							2
Totals	27-54	4-13	18-23	9-25-34	21	76	14	12	3	2200	

Vanderbilt

Name	fg-a	3-a	ft-a	o-d-t	pf	tp	a	to	b	s	m
McClellan, f	0-2	0-2	0-0	0-0-0	1	0	0	2	0	0	16
Taylor, f	1-7	1-2	3-4	3-4-7	5	6	0	3	1	1	22
Ogilvy, c	1-6	0-0	5-8	2-2-4	2	7	1	1	2	0	29
Beal, g	1-7	0-5	6-7	1-4-5	2	8	1	2	0	0	34
Tinsley, g	3-10	2-8	2-2	0-2-2	0	10	2	0	0	1	30
Hinkle	1-1	1-1	0-0	1-1-2	0	3	0	0	0	0	7
Ezeli	1-1	0-0	0-0	1-3-4	0	2	0	2	1	0	13
Goulbourne	1-4	0-1	0-0	2-1-3	4	2	1	1	0	1	11
Graham	0-0	0-0	0-0	0-0-0	0	0	1	0	0	0	1
Tchiengang	3-5	2-2	1-2	1-1-2	5	9	1	1	0	0	16
Drake	8-15	0-2	0-0	3-3-6	3	16	1	1	0	2	21
Team				2-2-4							
Totals	20-58	6-23	17-23	16-23-39	22	63	8	13	4	5200	

Score by Periods

	1st	2nd	Total
Tennessee	28	48	76
Vanderbilt	20	43	63

FG%: UT: 50.0, VU: 34.5; 3FG%: UT: 30.8, VU: 26.2;

FT%: UT: 78.3, VU: 73.9; Officials: Tom Eades, Joe Lindsay, Doug Simmons; Attendance: 14,057.

Notes

Pregame Notes

- Vanderbilt started junior Jermaine Beal, sophomores A.J. Ogilvy and Darshawn McClellan, and freshmen Jeffery Taylor, Brad Tinsley. This marks the third straight game that Vanderbilt has used this starting line-up. Vanderbilt is 4-2 when starting with this line-up.
- Beal leads the team with 52 career starts, including 47 straight. Ogilvy made his 16th start of the season and 49th of his career. Taylor made his 18th start of his career while Tinsley made his 14th consecutive start and 16th of his career.

First half notes - Vanderbilt 20 Tennessee 28

- Vanderbilt won the opening tip
- Tennessee opened the game on a 10-1 run
- With Brad Tinsley's three-pointer at the 9:17 mark in the first half, Vanderbilt extended its streak of consecutive games (716) with a three-pointer, dating back to when the three-point line was established in the 1986-87 season. The Commodores streak ranks second only to UNLV (724) for the longest streak in Division I basketball. Vanderbilt, UNLV and Princeton (611) are the only three schools in college basketball to accomplish this feat.
- Vanderbilt's 20 first-half points marked a season low for points in any half. The previous season low for points in the first half was 25 points at Georgia Tech. Vanderbilt scored 24 second half points against Georgia.
- Vanderbilt shot a season-low 5-27 (18.5%) during the first-half while Tennessee was 13-28 (46.4%).
- Vanderbilt outrebounded Tennessee 21-18 during the first half
- Both teams were 2-9 (22.2%) from beyond the arc in the first half.
- Tennessee's Wayne Chism led all scores with 16 points at the half.
- Vanderbilt was led at the half by Jeffery Taylor's six points and six rebounds
- Vanderbilt was 8-11 from the free-throw line in the first half while Tennessee was 0-1

Second half notes:

- Trailing 44-30, Vanderbilt's Steve Tchiengang knocked down two-straight three-pointers to cut the Tennessee lead to eight points (44-36) with 12:26 remaining in the second half.
- Vanderbilt received a huge lift off the bench in the second half by George Drake. Drake scored 10 points in the first 10 minutes of the second half for the Commodores.
- After shooting a season-low 18.5% from the field in the first-half, Vanderbilt was 15-31 (48.4%) from the floor in the second half.

Post game notes:

- With the loss Vanderbilt falls to (12-6, 1-3 SEC) while Tennessee improves to (12-5, 3-1 SEC)
- Tennessee leads the all-time series 107-67. Vanderbilt is 46-32 in games played in Nashville. The Commodores are 5-5 against the Volunteers under Coach Stallings at Memorial Gym.
- Vanderbilt was 20-58 (34.5%) from the floor for the game. The 34.5 FG percentage is the fourth-lowest total of the season for the Commodores (Kentucky 31.6%, Georgia Tech 32% and UIC 33.9%)
- Vanderbilt 32 bench points was a season-high
- Vanderbilt set a season-low with eight assists
- Vanderbilt had two players score in double figures (Drake 16, Tinsley 10) while the Volunteers had four in double figures (Chism 20, Smith 18, Prince 16 and Hopson 11)
- The Commodores finished 17-23 (74%) from the free throw line while Tennessee finished 18-23 (78%) from the charity stripe
- Vanderbilt was 20-58 (34.5%) from the field while Tennessee was 27-54 (50%)
- Vanderbilt outrebounded the Volunteers 39-34
- Tennessee outscored Vanderbilt in the paint 40-26.
- Vanderbilt scored 14 second chance points while Tennessee had eight
- There were zero lead changes in the game
- The 14,057 paid attendance marks the largest crowd of the season at Memorial Gym

Individual notes:

- George Drake scored a career-high 16 points on 8-15 shooting. Drake also set career-highs in field goals made and field goals attempted.
- Steve Tchiengang tied a career-high with nine points. Tchiengang's previous nine-point game came against UMass (1/3/09).
- Brad Tinsley scored in double figures for the 12th time this season.
- A.J. Ogilvy's seven points was a season low and the first time in 2008-09 he has not scored in double figures. His career low is four points, which came against Tennessee on February 26, 2008.

Kevin Stallings Quotes

Opening Remarks:

"(Tennessee) played better than we did and we probably missed some makeable shoot early and it might have got in our heads a little bit. It just seemed like there was a lid on that basket in the first half. We dug ourselves a hole and every time we needed to make something happen in the second half, we seemed like we'd miss a shot or a free throw. Nothing replaces putting the ball in the hoop. We just didn't do that very well tonight. We have to get back to practice and see if we can help our guys a little bit."

Thoughts on Tennessee's solid defensive effort:

"They did what a lot of teams try to do to us, they tried to build a crowd around A.J. (Ogilvy) If they choose to play that type of defense on us, we're going to have to step up and hit perimeter shots. That's just what we're going to have to do."

Vanderbilt's lack of offensive production:

"We didn't execute very well. Even when we did get the shot we wanted, we had a hard time getting it in the hole. They just are too good of an offensive team to let that happen. You have to take advantage of the offensive opportunities that you have and we weren't able to do that tonight. We missed some shots that normally go in and I think it snowballed on us a little bit."

Thoughts on the Tennessee squad and play of forward/center Wayne Chism:

"They're really good on offense. They penetrated on us. In the second half, every shot seemed like a layup or dunk. They also beat us to the loose balls. We got beat by a better, more veteran team that just played better than we did. I thought Chism really got them going. He played well, not just with those (early) threes. He also played well thereafter."

Where he focuses attention in coming days:

"We've just got to figure out how we can help them out a little more. They've trying real hard, and they have a good attitude. We just have to help them a little more."

COMMODORE SUPERLATIVES AND STARTING LINEUPS

TOP 2008-09 PERFORMANCES

Points	25	OGILVY, A.J. vs VCU (11/30/08)
	22	OGILVY, A.J. vs. Furman (12/22/08)
	20	BEAL, Jermaine vs USF (12/16/08)
	20	OGILVY, A.J. vs USF (12/16/08)
	20	OGILVY, A.J. vs. Tenn. Tech (12/20/08)
	19	TINSLEY, Brad vs Drake (11/29/08)
	19	OGILVY, A.J. vs MTSU (11/24/08)
Rebounds	13	OGILVY, A.J. vs USF (12/16/08)
	11	OGILVY, A.J. vs MTSU (11/24/08)
	11	TAYLOR, Jeffery vs MTSU (11/24/08)
	11	TAYLOR, Jeffery at UK (1/10/09)
Assists	6	BEAL, Jermaine at UMass (1/3/09)
	6	BEAL, Jermaine vs VCU (11/30/08)
	6	DRAKE, George vs C. Arkansas (11/26/08)
Steals	4	BEAL, Jermaine vs. St. Francis (12/31/08)
	4	TAYLOR, Jeffery at UK (1/10/09)
	4	OGILVY, A.J. vs. UGA (1/14/09)
Blocks	3	EZELI, Festus at UMass (1/3/09)
	3	OGILVY, A.J. vs MTSU (11/24/08)
	2	OGILVY, A.J. vs. Tennessee (1/20/09)
	2	OGILVY, A.J. at Miss. St. (1/17/09)
	2	EZELI, Festus vs. St. Francis (12/31/08)
	2	MCCLELLAN, Darshawn vs C. Arkansas (11/26/08)
	2	WALKER, Andre vs MTSU (11/24/08)
	2	WALKER, Andre vs Morehead St. (11/16/08)
	2	OGILVY, A.J. vs Morehead St. (11/16/08)
	2	EZELI, Festus vs Morehead St. (11/16/08)
FG Made	11	OGILVY, A.J. vs VCU (11/30/08)
	10	OGILVY, A.J. vs. Furman (12/22/08)
	8	TAYLOR, Jeffery at Miss. St. (1/17/09)
	8	TAYLOR, Jeffery vs Ala. A&M (12/10/08)
FG Att.	16	OGILVY, A.J. vs VCU (11/30/08)
	14	TINSLEY, Brad vs Drake (11/29/08)
	14	TINSLEY, Brad vs. UIC (12/3/08)
	14	TAYLOR, Jeffery at Miss. St. (1/17/09)
FG Pct (min 5 made)	.889 (8-9)	TAYLOR, Jeffery vs Alabama A&M (12/10/08)
	.833 (5-6)	BEAL, Jermaine vs. St. Francis (12/31/08)
3-Pt FG	5	TINSLEY, Brad vs Drake (11/29/08)
	3	12 times
3 FG Att.	9	TINSLEY, Brad at UK (1/10/09)
	9	TINSLEY, Brad vs C. Arkansas (11/26/08)
	9	TINSLEY, Brad vs. UIC (12/3/08)
3-Pt FG Pct (min 2 made)	1.000 (2-2)	OGILVY, A.J. vs VCU (11/30/08)
	1.000 (2-2)	TCHIENGANG, Steve vs. Tennessee (1/20/09)
	.750 (3-4)	TINSLEY, Brad at UMass (1/3/09)
	.750 (3-4)	TINSLEY, Brad vs. Tenn. Tech (12/20/08)
	.750 (3-4)	TINSLEY, Brad vs VCU (11/30/08)
	.750 (3-4)	GOULBOURNE, Lance vs Morehead St. (11/16/08)
FT Made	9	OGILVY, A.J. vs Alabama A&M (12/10/08)
	9	OGILVY, A.J. vs MTSU (11/24/08)
FT Att.	13	OGILVY, A.J. vs South Florida (12/16/08)
	13	OGILVY, A.J. vs MTSU (11/24/08)
FT Pct (min 4 made)	1.000 (8-8)	BEAL, Jermaine vs VCU (11/30/08)
	1.000 (8-8)	OGILVY, A.J. vs. Tenn. Tech (12/20/08)
	1.000 (7-7)	BEAL, Jermaine at UK (1/10/09)
	1.000 (6-6)	TAYLOR, Jeffery at UK (1/10/09)
	1.000 (6-6)	TAYLOR, Jeffery vs VCU (11/30/08)
	1.000 (6-6)	OGILVY, A.J. vs Morehead State (11/16/08)
	1.000 (4-4)	OGILVY, A.J. at UMass (1/3/09)
	1.000 (4-4)	BEAL, Jermaine at UMass (1/3/09)
	1.000 (4-4)	GOULBOURNE, Lance at UMass (1/3/09)
	1.000 (4-4)	GOULBOURNE, Lance vs. St. Francis (12/31/08)
	1.000 (4-4)	HINKLE, Charles vs VCU (11/30/08)
	1.000 (4-4)	OGILVY, A.J. vs Central Arkansas (11/26/08)
	1.000 (4-4)	BEAL, Jermaine, UIC (12/3/08)
	1.000 (4-4)	WALKER, Andre, Illinois (11/20/08)

Double Digit Scoring Games

	2008-09	Career
A.J. Ogilvy	15	47
Jermaine Beal	12	26
Jeffery Taylor	13	13
Brad Tinsley	12	12
George Drake	3	4
Lance Goulbourne	3	3
Andre Walker	1	2
Darshawn McClellan	1	2
Festus Ezeli	1	1

20-Point Scoring Games

	2008-09	Career
A.J. Ogilvy	4	15
Jermaine Beal	1	1

Double Digit Rebounding Games

	2008-09	Career
A.J. Ogilvy	2	6
Jeffery Taylor	2	2

Double-Doubles

	2008-09	Career
A.J. Ogilvy	2	6
Jeffery Taylor	2	2

5 + Assist Games

	2008-09	Career
Jermaine Beal	5	26
Brad Tinsley	2	2
George Drake	1	1
A.J. Ogilvy	1	1

3+ 3-Point Field Goals

	2008-09	Career
Brad Tinsley	8	8
Jermaine Beal	5	6
Lance Goulbourne	1	1

Career Starts

	2008-09	Career
Jermaine Beal	18	53
A.J. Ogilvy	16	49
Jeffery Taylor	18	18
Brad Tinsley	16	16
Darshawn McClellan	10	12
Steve Tchiengang	5	5
Festus Ezeli	4	4
George Drake	2	3
Andre Walker	1	1

Starting Lineups

N16 Morehead State	Beal	Drake	Taylor	Ezeli	Ogilvy
N20 Illinois	Beal	Drake	Taylor	McClellan	Ogilvy
N24 MTSU	Beal	Tinsley	Taylor	Walker	Ogilvy
N26 Central Arkansas	Beal	Tinsley	Taylor	Ezeli	Ogilvy
N29 vs. Drake	Beal	Tinsley	Taylor	McClellan	Ogilvy
N30 vs. VCU	Beal	Tinsley	Taylor	McClellan	Ogilvy
D3 UIC	Beal	Tinsley	Taylor	McClellan	Ogilvy
D6 at Ga. Tech	Beal	Tinsley	Taylor	Tchiengang	Ogilvy
D10 Alabama A&M	Beal	Tinsley	Taylor	Tchiengang	Ogilvy
D16 vs. USF	Beal	Tinsley	Taylor	Tchiengang	Ogilvy
D20 Tennessee Tech	Beal	Tinsley	Taylor	Tchiengang	Ogilvy
D22 Furman	Beal	Tinsley	Taylor	Tchiengang	Ogilvy
D31 St. Francis	Beal	Tinsley	Taylor	McClellan	Ezeli
J3 at UMass	Beal	Tinsley	Taylor	McClellan	Ogilvy
J10 at Kentucky	Beal	Tinsley	Taylor	McClellan	Ezeli
J14 Georgia	Beal	Tinsley	Taylor	McClellan	Ogilvy
J17 at Miss. State	Beal	Tinsley	Taylor	McClellan	Ogilvy
J20 Tennessee	Beal	Tinsley	Taylor	McClellan	Ogilvy
J25 Florida					
J28 at South Carolina					
J31 at Auburn					
F5 Alabama					
F7 Ole Miss					
F14 at Tennessee					
F17 Kentucky					
F21 at Florida					
F25 at Georgia					
F28 South Carolina					
M4 at LSU					
M8 Arkansas					

MEMORIAL MAGIC - THE HOME TO VANDERBILT HOOPS SINCE 1982

HISTORIC MEMORIAL GYMNASIUM IN 57TH SEASON

Storied Memorial Gymnasium is in its 57th season as the host venue of Vanderbilt and the venerable old facility saw its most successful season in 2007-08, when the Commodores went a perfect 19-0 and defeated another number one ranked team. The SEC's most historic hoops setting has played host to more than 850 men's contests as well as the 1984 and 1991 SEC Tournaments and 40 men's and women's NCAA Tournament contests (since the early 1980s).

As the oldest gymnasium in the SEC, Memorial Gymnasium is renowned for its end zone benches, raised floor and unique atmosphere. It was dedicated in 1952 as a memorial to all Vanderbilt men and women who served in World War II. It was built by the late master architect Edwin Keeble, who was commissioned to build a combination gymnasium/concert hall.

"Memorial Magic" has claimed many victims over the years, most notably the nation's No. 1 ranked teams. Vanderbilt has won its last four home games against the top team in the country, most recently, a 72-69 victory over in-state rival Tennessee on February 26, 2008. The Commodores also have a six-game home win streak over nationally ranked opponents.

Last second shots also tend to fall in the Commodores' favor at Memorial Gymnasium. Most recently, Shan Foster scored 42 points, including a three with 1.7 seconds remaining, in an 86-85 Vanderbilt win on March 8, 2008 against Mississippi State.

* The Commodores have posted a 677-186 (.784) all-time record at Memorial Gymnasium.

* VU concluded the 2007-08 season 19-0, marking the 21st time in the past 22 seasons the Commodores have won 10 or more home games. It also marks the most games won at Memorial Gym in one season, and the sixth time a Vanderbilt team has gone undefeated at home.

* Vanderbilt has won 107 of its last 114 home games against non-conference opponents. Since the 1990 season, Vanderbilt owns a 154-15 non-conference record at home (.911 win percentage).

* The Commodores are 87-8 against non-conference opponents at home during the Kevin Stallings era.

* The Commodores have posted six undefeated seasons at home.

Winningest Coaches at Memorial Gymnasium

Coach	Yrs	Record
1. Roy Skinner (1959, 1962-76)	16	181-41
2. Kevin Stallings (2000-Present)	10	132-36
3. Bob Polk (1948-58, 1960-61)	8	96-15
4. C.M. Newton (1982-89)	8	91-37
5. Jan van Breda Kolff (1994-99)	6	75-20
6. Eddie Fogler (1990-93)	4	54-12

Stallings' Year-By-Year Record At Memorial Gym

Year	Won	Lost
2008-09	8	3
2007-08	19	0
2006-07	14	3
2005-06	10	6
2004-05	17	2
2003-04	15	2
2002-03	10	6
2001-02	13	4
2000-01	12	7
1999-00	14	3

ANNUAL ATTENDANCE FIGURES

Year	All Games	Attendance	Average	NCAA Rank	SEC Games	SEC Attendance	Average
2008-09	11	140,882	12,807	-	-	-	-
2007-08	19	254,954	13,418	22	8	113,713	14,214
2006-07	17	204,511	12,030	31	8	109,043	13,630
2005-06	16	195,159	12,197	24	8	108,258	13,532
2004-05 ^A	19	191,678	10,088	43	8	105,357	13,170
2003-04	17	192,301	11,312	33	8	106,990	13,374
2002-03	16	153,123	9,570	46	8	96,906	12,113
2001-02	17	150,325	8,843	50	8	93,873	11,734
2000-01	19	186,468	9,814	45	8	102,055	12,757
1999-00 [*]	18	197,770	10,987	30	8	106,741	13,343
1998-99	16	192,538	12,034	26	8	106,128	13,266
1997-98	16	213,974	13,373	21	8	117,819	14,727
1996-97	16	207,771	12,986	25	8	120,214	15,027
1995-96	18	226,354	12,575	28	8	112,996	14,125
1994-95	13	183,042	14,080	17	8	118,932	14,867
1993-94	16	223,997	14,000	15	8	121,345	15,168
1992-93	14	212,156	15,154	11	8	122,536	15,317
1991-92	17	210,585	12,387	29	8	115,104	14,388
1990-91	16	214,638	13,415	19	9	133,482	14,831
1989-90	19	259,992	13,684	18	9	136,136	15,126
1988-89	15	224,657	14,977	13	9	137,212	15,246
1987-88	16	223,747	13,984	14	9	138,393	15,377
1986-87	17	226,343	13,314	14	9	130,854	14,539
1985-86	15	200,806	13,387	14	9	128,059	14,229
1984-85	16	194,390	12,149	17	9	122,514	13,613
1983-84	18	249,292	13,850	10	9	135,546	15,050
1982-83	17	237,584	13,976	9	9	135,418	15,046
1981-82	14	202,225	14,445	9	9	131,699	14,633
1980-81	15	227,478	15,165	9	9	136,436	15,160
1979-80	15	228,029	15,202	5	9	138,754	15,417
1978-79	14	215,330	15,380	5	9	139,930	15,547
1977-78	14	207,375	14,813	5	9	134,232	14,915
1976-77	15	211,966	14,131	4	9	149,108	16,568
1975-76	13	180,901	13,915	-	9	135,375	15,042
1974-75	12	178,527	14,877	-	9	134,304	14,923
1973-74	12	182,728	15,227	-	9	140,252	15,584
1972-73	12	173,567	14,464	-	9	131,193	14,577
1971-72	12	156,778	13,065	-	9	120,172	13,352
1970-71	12	170,634	14,220	-	9	130,260	14,473
1969-70	12	176,763	14,730	-	9	135,745	14,861
1968-69	12	126,896	10,575	-	9	95,300	10,589
1967-68	12	129,722	10,810	-	9	96,274	10,697
1966-67	12	105,492	8,791	-	9	79,173	8,797
1965-66	12	106,022	8,835	-	9	62,368	8,910
1964-65	12	98,821	8,235	-	9	65,712	8,214
1963-64	12	84,827	7,069	-	6	35,684	5,947
1962-63	12	75,261	6,272	-	6	46,183	6,598
1961-62	13	73,640	5,665	-	8	47,357	5,920
1960-61	13	74,187	5,707	-	7	45,549	6,507



VANDERBILT HEAD COACH KEVIN STALLINGS



THE STALLINGS FILE

Born: October 1, 1960
High School: Collinsville (Ill.) '78
College: Bachelor's Degree in Business Management and Marketing, Purdue, '82, Master's Degree, Purdue, '85
Family: Wife, Lisa, three children, Jacob (18), Alexa (14), Jordyn (8)

STALLINGS' SUCCESSES IN COLLEGE BASKETBALL (AS A PLAYER, ASSISTANT AND HEAD COACH)

- In **31 seasons** as a player and coach, his teams have made **25 tournament appearances**, including **16 NCAA berths** and **three Final Fours**.
- He has posted 20-win seasons **21 times** and has won **12 conference championships**.
- Stallings has posted just one losing season in **31 seasons as a player and coach**.
- Stallings ranks **third among the winningest coaches in Vanderbilt history** with 182 victories.
- Stallings is the **first Vanderbilt coach to lead two Commodore squads to the NCAA Tournament Sweet 16** since the field expanded to as many as 64 teams in 1985.
- Stallings is only **the second coach in Vanderbilt history to register four 20-win seasons** (Roy Skinner - six).
- **All 23 of his seniors at Vanderbilt have earned their degree.**
- **One of only three Vanderbilt coaches with 150 or more wins.**
- Led 2007-08 team to a **perfect 19-0 record at home, the most single-season home wins in the history of the program.**

WINNINGEST COACHES AT VANDERBILT

Coach	Yrs	Record	Pct
1. Roy Skinner (1959, 1962-76)	16	278-135	.673
2. Bob Polk (1948-58, 1960-61)	13	197-106	.650
3. Kevin Stallings (2000-)	10	182-122	.599
4. C.M. Newton (1982-89)	8	129-115	.529
5. Jan van Breda Kolff (1994-99)	6	104-81	.562
6. Josh Cody (1924-27, 1932-36)	9	98-100	.495
7. Eddie Fogler (1990-93)	4	81-48	.628

WINNINGEST COACHES AT MEMORIAL GYM

Coach	Yrs	Record
1. Roy Skinner (1959, 1962-76)	16	181-41
2. Kevin Stallings (2000-)	10	132-36
3. Bob Polk (1948-58, 1960-61)	8	96-15
4. C.M. Newton (1982-89)	8	91-37
5. Jan van Breda Kolff (1994-99)	6	75-20
6. Eddie Fogler (1990-93)	4	54-12

STALLINGS THROUGH THE YEARS

Year	School	Position	W-L	Conf.	Postseason
2009	Vanderbilt	Head Coach	12-6	1-3	-
2008	Vanderbilt	Head Coach	26-8	10-6	NCAA First Round
2007	Vanderbilt	Head Coach	22-12	10-6	NCAA Regional Semifinals
2006	Vanderbilt	Head Coach	17-13	7-9	NIT First Round
2005	Vanderbilt	Head Coach	20-14	8-8	NIT Quarterfinals
2004	Vanderbilt	Head Coach	23-10	8-8	NCAA Regional Semifinals
2003	Vanderbilt	Head Coach	11-18	3-13	—
2002	Vanderbilt	Head Coach	17-15	6-10	NIT First Round [^]
2001	Vanderbilt	Head Coach	15-15	4-12	—
2000	Vanderbilt	Head Coach	19-11	8-8	NIT First Round
1999	Illinois State	Head Coach	16-15	7-11	—
1998	Illinois State	Head Coach	25-6	16-2 [#]	NCAA Second Round
1997	Illinois State	Head Coach	24-6	14-4 [#]	NCAA First Round
1996	Illinois State	Head Coach	22-12	13-5	NIT Quarterfinals
1995	Illinois State	Head Coach	20-13	13-5	NIT Second Round
1994	Illinois State	Head Coach	16-11	12-6	—
1993	Kansas	Assistant	29-7	11-3 [*]	NCAA Final Four
1992	Kansas	Assistant	27-5	11-3 [#]	NCAA Second Round
1991	Kansas	Assistant	27-8	10-4 [*]	NCAA Final Four [*]
1990	Kansas	Assistant	30-5	11-3	NCAA Second Round
1989	Kansas	Assistant	19-12	6-8	—
1988	Purdue	Assistant	29-4	16-2 [*]	NCAA Sweet 16
1987	Purdue	Assistant	25-5	15-3 [*]	NCAA Second Round
1986	Purdue	Assistant	22-10	11-7	NCAA First Round
1985	Purdue	Assistant	20-9	12-6	NCAA First Round
1984	Purdue	Assistant	22-7	15-3 [*]	NCAA First Round
1983	Purdue	Assistant	21-9	11-7	NCAA Second Round
1982	Purdue	Player	18-14	11-7	NIT Final Four
1981	Purdue	Player	21-11	10-8	NIT Final Four
1980	Purdue	Player	27-8	11-7 [#]	NCAA Final Four [*]
1979	Belleville J.C.	Player	28-9	—	NJCAA Tournament
Totals at Vanderbilt (Head Coach)			182-122	65-83	
Totals at Illinois State (Head Coach)			123-63	75-33	
Head Coach Totals			305-185	140-116	
Totals at Kansas (Assistant Coach)			132-37	49-21	
Totals at Purdue (Assistant Coach)			139-44		
Totals at Purdue (playing)			66-33		

• Regular season conference champions; # Conference tournament champions; * Lost in National Championship game; ^ Included an Opening Round play-in game that Vanderbilt won over Houston.

2008-09 VANDERBILT COMMODORES

NUMERICAL ROSTER

No.	Name	Pos.	Ht.	Wt.	Cl.	Yr.	Hometown	Previous School/High School
0	Jermaine Beal	G	6-3	205	Jr.	3rd	DeSoto, Texas	DeSoto
1	Brad Tinsley	G	6-3	210	Fr.	1st	Oregon City, Oregon	Oregon City
2	Charles Hinkle	G/F	6-6	195	R-Fr.	2nd	Los Alamitos, Calif.	Hebron Academy (Maine)/Los Alamitos
3	Festus Ezeli	C	6-11	255	R-Fr.	2nd	Benin City, Nigeria	Igbinedion Education Center/Jesuit (Calif.)
4	A.J. Ogilvy	C	6-11	250	So.	2nd	Sydney, Australia	Australian Institute of Sport
5	Lance Goulbourne	G/F	6-8	225	Fr.	1st	Brooklyn, N.Y.	The Hun School (N.J.)
10	Chris Meriweather	G	6-0	170	Jr.	1st	Nashville, Tenn.	Father Ryan
12	Jordan Smart	G	6-6	180	Fr.	1st	Lexington, Ky.	Lexington Catholic
14	Aaron Noll	F	6-7	220	Fr.	1st	Fort Mitchell, Ky.	Covington Catholic
15	Elliott Cole	G	5-11	180	So.	2nd	Memphis, Tenn.	Memphis University School
21	Darshawn McClellan	F	6-7	240	So.	2nd	Fresno, Calif.	Edison
22	Jamie Graham	G	5-11	180	So.	2nd	Nashville, Tenn.	Whites Creek
24	Andre Walker	F	6-7	220	So.	2nd	Flossmoor, Ill.	Brewster Acadmey (N.H.)/Homewood Flossmoor
33	Steve Tchiengang	F	6-9	240	Fr.	1st	Douala, Cameroon	Montverde Acad. (Fla.)/Cypress Comm. School (Tex)
34	George Drake	G	6-4	215	R-Jr.	4th	Calera, Ala.	Calera
44	Jeffery Taylor	G/F	6-7	210	Fr.	1st	Norrkoping, Sweden	Hoobs (N.M.)
50	Joe Duffy	F	6-8	225	So.	2nd	Charlotte, N.C.	Phillips Exeter Acad. (N.H.)/Charlotte Catholic

COACHING AND SUPPORT STAFF

Head Coach: Kevin Stallings (Purdue, 1982) - 10th season

Basketball Staff: Brad Frederick (North Carolina 1999) - 10th season

Dan Muller (Illinois State, 1998) - Ninth season

King Rice (North Carolina, 1992) - Third season

Tom Richardson (St. Xavier [Ill.], 1977) - Sixth season

Athletic Trainer: Shannon Gordon (Indiana State, 1992)

Strength & Conditioning Coach: Mark Davis (Wittenberg, 1988)

THE SEC

2008-09 SEC STANDINGS (1/22/09)

EASTERN DIVISION				
	SEC	Pct.	All	Pct.
Kentucky	4-0	1.000	15-4	.790
Florida	3-1	.750	16-3	.842
Tennessee	3-1	.750	12-5	.706
S. Carolina	2-2	.500	13-4	.765
Vanderbilt	1-3	.250	12-6	.667
Georgia	0-3	.000	9-9	.500

WESTERN DIVISION

	SEC	Pct.	All	Pct.
LSU	3-1	.750	15-3	.833
Miss. State	3-1	.750	13-6	.684
Alabama	2-2	.500	12-6	.667
Auburn	1-3	.250	11-7	.611
Ole Miss	1-3	.250	10-8	.556
Arkansas	0-3	.000	12-4	.750

VU TEAM SEC RANKINGS (1/22)

Category	SEC	All
Scoring	11th (59.8)	11th (68.6)
Scoring Defense	3rd (64.8)	1st (59.8)
Scoring Margin	9th (-5.0)	7th (+8.8)
FG%	11th (.381)	9th (.438)
FG% Defense	5th (.437)	2nd (.373)
3FG%	11th (.244)	10th (.322)
3FG% Defense	7th (.313)	9th (.337)
3FG Made	7th (5.0)	9th (5.9)
FT%	2nd (.770)	3rd (.743)
Rebound Margin	5th (+1.0)	5th (+4.7)
Blocks	5th (4.0)	5th (4.7)
Assists	10th (9.5)	9th (12.8)
Steals	7th (6.5)	12th (6.2)

VU INDIVIDUAL SEC RANKINGS (1/22)

Jermaine Beal	SEC	Total
Scoring	20th (12.3)	28th (11.9)
Assists	NA	14th (3.1)
FT%	4th (.889)	2nd (.871)
Steals	NA	12th (1.4)
A/TO Ratio	NA	2nd (2.0)
Minutes Played	T-10th (33.5)	10th (31.6)
George Drake	SEC	Total
Steals	T-12th (1.5)	NA
Festus Ezeli	SEC	Total
Blocks	T-15th (0.8)	14th (1.1)
A.J. Ogilvy	SEC	Total
Scoring	17th (13.0)	10th (15.8)
Rebounding	30th (4.7)	11th (6.8)
FG %	NA	7th (.539)
FT %	15th (.650)	10th (.741)
Steals	T-5th (1.7)	NA
Blocks	5th (2.0)	5th (1.6)
Defensive Rebounds	NA	7th (5.0)
Jeffery Taylor	SEC	Total
Scoring	27th (11.3)	24th (12.2)
Rebounding	13th (6.3)	16th (6.2)
Offensive Rebounds	7th (2.8)	NA
FT %	NA	13th (.694)
Steals	T-5th (1.8)	NA
Blocks	T-15th (0.8)	NA
Brad Tinsley	SEC	Total
3FG Made	T-13th (1.8)	7th (2.2)

2008-09 TRENDS

Winning Opening Tip	7-1
Losing Opening Tip	5-5
VU Scores First	8-1
Opponent Scores First	4-5
Leading at Halftime	12-0
Trailing at Halftime	0-6
Tied at Halftime	0-0
Leading with Five Minutes Remaining	12-0
Trailing with Five Minutes Remaining	0-6
Tied with Five Minutes Remaining	0-0
Leading with Two Minutes Remaining	12-0
Trailing with Two Minutes Remaining	0-6
Tied with Two Minutes Remaining	0-0
Overtime	0-0
Games Decided by Three Points or Less	0-0
Games Decided by 4-10 Points	3-3
Games Decided by 11-20 Points	4-3
Games Decided by 21-plus Points	5-0
VU Shoots 50% or Better	3-0
VU Shoots 40% or Better	10-2
VU Shoots Lower Than 40%	0-4
Opponent Shoots 50% or Better	0-1
Opponent Shoots 40% or Better	1-3
Opponent Shoots Lower Than 40%	11-2
VU Scores 70 Points or More	9-0
VU Scores Less Than 70 Points	3-6
VU Scores 80 Points or More	3-0
VU Scores 90 Points or More	0-0
Opponent Scores 70 Points or More	0-4
Opponent Scores Less Than 70 Points	12-2
Opponent Scores 80 Points or More	0-0
Opponent Scores 90 Points or More	0-0
Makes More 3-Pointers Than Opponent	7-2
Makes Fewer 3-Pointers Than Opponent	5-3
3-Pointers are Equal	1-0
Outrebounds Opponent	11-3
Outrebounded by Opponent	1-3
Rebounds are Equal	0-0
Playing on National TV	4-1
Playing on Regional TV	4-4
Playing on Weekday	7-3
Playing on Weekend	5-3
Game Tips Before 6 p.m. CT (afternoons)	4-2
Game Tips After 6 p.m. CT (evenings)	8-4
In November	5-1
In December	5-2
In January	2-3
Home	8-3
Neutral	3-0
Away	1-3
Conferences	
vs. Non-Conference	11-3
Ohio Valley	2-0
Big Ten	0-1
Sun Belt	1-0
Southland	1-0
Missouri Valley	1-0
Colonial	1-0
Horizon League	0-1
ACC	0-1
SWAC	1-0
Big East	1-0
Southern	1-0
Northeast	1-0
Atlantic 10	1-0
Southeastern — Eastern Division	1-1
Southeastern — Western Division	0-1
Lineups	
Beal, Drake, Taylor, Ezeli, Ogilvy	1-0
Beal, Drake, Taylor, McClellan, Ogilvy	0-1
Beal, Tinsley, Taylor, Walker, Ogilvy	1-0
Beal, Tinsley, Taylor, Ezeli, Ogilvy	1-0
Beal, Tinsley, Taylor, McClellan, Ogilvy	4-3
Beal, Tinsley, Taylor, Tchiengang, Ogilvy	3-1
Beal, Tinsley, Taylor, McClellan, Ezeli	2-1

POLLS

AP Top 25 (Jan. 19)

1. Wake Forest (68)	16-0	1,793
2. Duke (4)	16-1	1,721
3. Connecticut	16-1	1,590
4. Pittsburgh	16-1	1,569
5. North Carolina	16-2	1,510
6. Oklahoma	17-1	1,498
7. Michigan State	15-2	1,394
8. Syracuse	17-2	1,146
9. Louisville	13-3	1,090
10. Clemson	16-1	1,043
11. Marquette	16-2	1,003
12. Georgetown	12-4	979
13. UCLA	14-3	897
14. Texas	13-4	858
15. Xavier	15-2	848
16. Butler	16-1	726
17. Arizona State	15-3	671
18. Purdue	14-4	553
19. Notre Dame	12-5	469
20. Villanova	14-3	353
21. Minnesota	16-2	298
22. Memphis	14-3	208
23. Gonzaga	12-4	201
24. Florida	16-2	175
25. Illinois	15-3	159

Others Receiving Votes

Baylor 148, Saint Mary's 137, Kentucky 105, California 82, Florida State 34, Kansas 23, Ohio State 20, Missouri 14, Davidson 14, Tennessee 14, Utah State 12, Washington 12, West Virginia 8, Miami (FL) 8, Arkansas 6, Michigan 5, Dayton 4, George Mason 1, LSU 1.

ESPN/USA Today Poll (Jan. 19)

1. Wake Forest (25)	16-0	769
2. Duke (6)	16-1	747
3. Connecticut	16-1	688
4. Pittsburgh	16-1	679
5. Oklahoma	17-1	649
6. North Carolina	16-2	643
7. Michigan State	15-2	566
8. Syracuse	17-2	520
9. Clemson	16-1	472
10. Marquette	16-2	469
11. UCLA	14-3	443
12. Louisville	13-3	377
13. Xavier	15-2	360
14. Georgetown	12-4	349
15. Texas	13-4	344
16. Arizona State	15-3	337
17. Butler	16-1	332
18. Purdue	14-4	193
19. Notre Dame	12-5	180
20. Minnesota	16-2	154
21. Villanova	14-3	152
22. Saint Mary's	17-1	134
23. Baylor	14-3	82
24. Illinois	15-3	72
24. Memphis	14-3	72

Others Receiving Votes

California 65, Florida 52, Gonzaga 35, Utah State 31, Ohio State 22, Brigham Young 22, Dayton 16, Missouri 13, Kentucky 12, Davidson 9, Kansas 3, West Virginia 3, Washington 2, Miami (FL) 2, Florida State 2, Arkansas 2, Michigan 1.

CAREER HIGHS

NO. 0 - JERMAINE BEAL

Career Highs
Points: 20, vs. USF (12/16/08);
FG Made: 7, 2x, last vs. St. Francis (12/31/08);
FG Atts: 12, 2x, last at Miss. St. (1/17/09);
3FG Made: 3, 5x, last vs. St. Francis (12/31/08);
3FG Atts: 6, 3x, last vs. St. Francis (12/31/08);
FT Made: 9, vs. Bradley (11/24/07);
FT Atts: 9, 2x, last vs. Tenn. (2/26/08);
Rebounds: 6, 2x, last at UMass (1/3/09);
Assists: 9, 2x, last vs. LSU (1/19/08);
Turnovers: 7, vs. Austin Peay (11/10/07);
Blocks: 1, 4x, last vs. Georgia (1/14/09);
Steals: 4, vs. St. Francis (12/31/08);
Minutes: 42, vs. S. Alabama (11/29/07).

NO. 1 - BRAD TINSLEY

Career Highs
Points: 19, vs. Drake (11/29/08);
FG Made: 7, vs. Drake (11/29/08);
FG Atts: 15, at Kentucky (1/10/09);
3FG Made: 5, vs. Drake (11/29/08);
3FG Atts: 10, at Kentucky (1/10/09);
FT Made: 4, 2x, last vs. TTU (12/20/08);
FT Atts: 6, vs. VCU (11/30/08);
Rebounds: 6, vs. UIC (12/3/08);
Assists: 5, 2x, last vs. Furman (12/22/08);
Turnovers: 5, vs. VCU (11/30/08);
Blocks: 1, vs. VCU (11/30/08);
Steals: 3, vs. UMass (1/3/09);
Minutes: 37, vs. VCU (11/30/08).

NO. 2 - CHARLES HINKLE

Career Highs
Points: 7, vs. St. Francis (12/31/08);
FG Made: 2, vs. St. Francis (12/31/08);
FG Atts: 7, vs. UIC (12/3/08);
3FG Made: 1, 4x, last vs. Tennessee (1/20/09);
3FG Atts: 5, vs. UIC (12/3/08);
FT Made: 4, vs. VCU (11/30/08);
FT Atts: 4, vs. VCU (11/30/08);
Rebounds: 4, vs. UIC (12/3/08);
Assists: 1, 4x, last vs. St. Francis (12/31/08);
Turnovers: 2, vs. Drake (11/29/08);
Blocks: 1, vs. Drake (11/29/08);
Steals: 2, vs. Ala. A&M (12/10/08);
Minutes: 31, vs. Drake (11/29/08).

NO. 3 - FESTUS EZELI

Career Highs
Points: 11, vs. C. Arkansas (11/26/08);
FG Made: 5, vs. C. Arkansas (11/26/08);
FG Atts: 7, vs. C. Arkansas (11/26/08);
3FG Made: 0;
3FG Atts: 0;
FT Made: 2, 3x, last at Kentucky (1/10/09);
FT Atts: 4, 3x, last at Kentucky (1/10/09);
Rebounds: 6, vs. Ga. Tech (12/6/08);
Assists: 0;
Turnovers: 4, vs. Morehead St. (11/16/08);
Blocks: 3, 2x, last at UMass (1/3/09);
Steals: 0;
Minutes: 24, at Kentucky (1/10/09).

NO. 4 - A.J. OGILVY

Career Highs
Points: 27, vs. Auburn (3/13/08);
FG Made: 12, vs. Auburn (3/13/08);
FG Atts: 16, vs. VCU (11/30/08);
3FG Made: 2, vs. VCU (11/30/08);
3FG Atts: 2, vs. VCU (11/30/08);
FT Made: 12, vs. Iona (12/31/07);
FT Atts: 13, 2x, last vs. USF (12/16/08);
Rebounds: 13, vs. USF (12/16/08);
Assists: 5, at South Carolina (2/9/08);
Turnovers: 7, vs. Ga. Tech (12/6/08);
Blocks: 5, at Kentucky (1/12/08);
Steals: 4, vs. Georgia (1/14/09);
Minutes: 34, at Kentucky (1/12/08).

NO. 5 - LANCE GOULBOURNE

Career Highs
Points: 11, vs. Morehead St. (11/16/08);
FG Made: 3, 4x, last vs. Georgia (1/14/09);
FG Atts: 8, at UMass (1/3/09);
3FG Made: 3, vs. Morehead St. (11/16/08);
3FG Atts: 4, vs. Morehead St. (11/16/08);
FT Made: 4, at UMass (1/3/09);
FT Atts: 4, 2x, last at UMass (1/3/09);
Rebounds: 8, at UMass (1/3/09);
Assists: 0;
Turnovers: 3, at UMass (1/3/09);
Blocks: 1, 4x, last at UMass (1/3/09);
Steals: 2, 2x, last at UMass (1/3/09);
Minutes: 20, at UMass (1/3/09).

NO. 10 - CHRIS MERIWEATHER

Career Highs
Points: 2, at UMass (1/3/09);
FG Made: 1, at UMass (1/3/09);
FG Atts: 1, at UMass (1/3/09);
3FG Made: 0;
3FG Atts: 0;
FT Made: 0;
FT Atts: 0;
Rebounds: 0;
Assists: 0;
Turnovers: 0;
Blocks: 0;
Steals: 0;
Minutes: 3, at UMass (1/3/09).

NO. 14 - AARON NOLL

Career Highs
Points: 2, vs. St. Francis (12/31/08);
FG Made: 1, vs. St. Francis (12/31/08);
FG Atts: 1, vs. St. Francis (12/31/08);
3FG Made: 0;
3FG Atts: 0;
FT Made: 0;
FT Atts: 1, vs. St. Francis (12/31/08);
Rebounds: 1, vs. Ala. A&M (12/10/08);
Assists: 0;
Turnovers: 0;
Blocks: 0;
Steals: 0;
Minutes: 2, vs. St. Francis (12/31/08).

NO. 15 - ELLIOTT COLE

Career Highs
Points: 2, vs. St. Francis (12/31/08);
FG Made: 1, vs. St. Francis (12/31/08);
FG Atts: 2, vs. Rice (1/3/08);
3FG Made: 0;
3FG Atts: 1, 2x, last vs. C. Arkansas (11/26/08);
FT Made: 0;
FT Atts: 0;
Rebounds: 1, 4x, last vs. Ala. A&M (12/10/08);
Assists: 0;
Turnovers: 1, 2x, last at UMass (1/3/09);
Blocks: 0;
Steals: 0;
Minutes: 3, at UMass (1/3/09).

NO. 21 - DARSHAWN MCCLELLAN

Career Highs
Points: 10, 2x, last at UMass (1/3/09);
FG Made: 4, at UMass (1/3/09);
FG Atts: 10, at Kentucky (1/10/09);
3FG Made: 2, 2x, last at UMass (1/3/09);
3FG Atts: 3, 2x, last at UMass (1/3/09);
FT Made: 4, 3x, last at Kentucky (1/12/08);
FT Atts: 8, vs. Georgia Tech (12/1/07);
Rebounds: 9, vs. UMass (1/5/08);
Assists: 4, 2x, last vs. Ala. A&M (12/10/08);
Turnovers: 3, 4x, last vs. Georgia (1/14/09);
Blocks: 3, vs. UMass (1/5/08);
Steals: 2, 3x, last vs. VCU (11/30/08);
Minutes: 29, vs. VCU (11/30/08).

NO. 22 - JAMIE GRAHAM

Career Highs
Points: 6, vs. Siena (3/21/08);
FG Made: 3, vs. Siena (3/21/08);
FG Atts: 3, 2x, last vs. Siena (3/21/08);
3FG Made: 1, vs. Kentucky (2/12/08);
3FG Atts: 1, 2x, last at Miss. St. (1/17/09);
FT Made: 2, vs. Auburn (3/13/08);
FT Atts: 2, vs. Auburn (3/13/08);
Rebounds: 2, vs. Siena (3/21/08);
Assists: 2, vs. UT Martin (12/29/07);
Turnovers: 1, 2x, last vs. UMass (1/5/08);
Blocks: 0;
Steals: 2, vs. Siena (3/21/08);
Minutes: 10, vs. Siena (3/21/08).

NO. 24 - ANDRE WALKER

Career Highs
Points: 10, 2x, last vs. Illinois (11/20/08);
FG Made: 4, 2x, last at Alabama (3/8/08);
FG Atts: 9, at Alabama (3/8/08);
3FG Made: 1, vs. Valparaiso (11/20/07);
3FG Atts: 1, 2x, last vs. Ga. Tech (12/1/07);
FT Made: 4, vs. Illinois (11/20/08);
FT Atts: 8, vs. Kentucky (2/12/08);
Rebounds: 8, vs. MTSU (11/24/08);
Assists: 6, vs. Auburn (3/13/08);
Turnovers: 4, 2x, last vs. MTSU (11/24/08);
Blocks: 2, last vs. vs. MTSU (11/24/08);
Steals: 2, 3x, last vs. Illinois (11/20/08);
Minutes: 29, vs. MTSU (11/24/08).

NO. 33 - STEVE TCHIENGANG

Career Highs
Points: 9, 2x, last vs. Tennessee (1/20/09);
FG Made: 3, at UMass (1/3/09);
FG Atts: 5, 3x, last vs. Tennessee (1/20/09);
3FG Made: 2, 2x, last vs. Tennessee (1/20/09);
3FG Atts: 3, at UMass (1/3/09);
FT Made: 4, vs. Ga. Tech (12/6/08);
FT Atts: 6, vs. Ga. Tech (12/6/08);
Rebounds: 6, 2x, last vs. St. Francis (12/31/08);
Assists: 2, vs. TTU (12/20/08);
Turnovers: 2, 4x, last vs. St. Francis (12/31/08);
Blocks: 1, 2x, last vs. Ala. A&M (12/10/08);
Steals: 1, 2x, last vs. Ga. Tech (12/6/08);
Minutes: 22, vs. Ala. A&M (12/10/08).

NO. 34 - GEORGE DRAKE

Career Highs
Points: 16, vs. Tennessee (1/20/09);
FG Made: 8, vs. Tennessee (1/20/09);
FG Atts: 15, vs. Tennessee (1/20/09);
3FG Made: 2, 2x, last vs. C. Arkansas (11/26/08);
3FG Atts: 4, 3x, last at UMass (1/3/09);
FT Made: 2, 7x, last vs. Ala. A&M (12/10/08);
FT Atts: 5, vs. TTU (12/20/08);
Rebounds: 8, vs. C. Arkansas (11/26/08);
Assists: 6, vs. C. Arkansas (11/26/08);
Turnovers: 4, 2x, last vs. Ala. A&M (12/10/08);
Blocks: 4, vs. Auburn (2/2/08);
Steals: 3, 5x, last vs. Georgia (1/14/09);
Minutes: 25, vs. Nicholls State (12/16/06).

NO. 44 - JEFFERY TAYLOR

Career Highs
Points: 18, 2x, last at Miss. St. (1/17/09);
FG Made: 8, 2x, last at Miss. St. (1/17/09);
FG Atts: 14, at Miss. St. (1/17/09);
3FG Made: 2, at Miss. St. (1/17/09);
3FG Atts: 3, 4x, last at Miss. St. (1/17/09);
FT Made: 7, vs. MTSU (11/24/08);
FT Atts: 10, vs. MTSU (11/24/08);
Rebounds: 11, vs. MTSU (11/24/08);
Assists: 4, 2x, last at Miss. St. (1/17/09);
Turnovers: 5, vs. MTSU (11/24/08);
Blocks: 2, vs. Ga. Tech (12/6/08);
Steals: 3, vs. Illinois (11/20/08);
Minutes: 35, 3x, last at Miss. St. (1/17/09).

NO. 50 - JOE DUFFY

Career Highs
Points: 4, 2x, last vs. Drake (11/29/08);
FG Made: 2, 2x, last vs. Drake (11/29/08);
FG Atts: 5, vs. Drake (11/29/08);
3FG Made: 0;
3FG Atts: 1, vs. Kentucky (2/12/08);
FT Made: 2, 2x, last vs. Morehead St. (11/16/08);
FT Atts: 2, 2x, last vs. Morehead St. (11/16/08);
Rebounds: 5, vs. Drake (11/29/08);
Assists: 2, 2x, last vs. St. Francis (12/31/08);
Turnovers: 2, 2x, last vs. St. Francis (12/31/08);
Blocks: 0;
Steals: 1, 2x, last vs. Drake (11/29/08);
Minutes: 22, vs. St. Francis (12/31/08).

2008-09 SEASON RECAPS

Game 1 • Nov. 16, 2008

Morehead State 48
at Vanderbilt 74
Nashville, Tenn. (Memorial Gym)

Freshman Jeffery Taylor's 16 points led five players in double figures, three of which were freshmen, as Vanderbilt defeated Morehead State.

"I liked our team's effort," Kevin Stallings, VU head coach, said. "I thought we played really hard. To turn them over 21 times and hold them to 34 percent shooting, I'm pleased with that.

"I thought we didn't take care of the ball in the first half. Our team's mentality is to come out and try to win the game in the first five minutes, but it's a 40 minute game. We need to slow down mentally."

Taylor scored 10 in the second half as the Commodores outscored the Eagles 43-24.

Vanderbilt (1-0), which has seven freshmen on its roster, also got 12 points from sophomore A.J. Ogilvy and 10 from junior Jermaine Beal.

Morehead State (0-2), which led for most of the game's first 11 minutes, got 10 points each from Robert Murry and Terrance Hill.

"They had a lot of size," A.J. Ogilvy remarked. "They tried to play physical with us and they got into foul trouble. We adjusted early on and then played pretty well."

The Commodores were without freshman forward Steve Tchiengang, who was declared ineligible for the first five games of the season by the NCAA under a policy that involves certain first-year international students. Tchiengang is a native of Cameroon.

Morehead State												
Name	fg-a	3-a	ft-a	o-d-t	pf	tp	a	b	s	m		
Stallworth, f	2-5	2-3	0-0	2-1-3	5	6	1	2	0	3	22	
Buchanan, f	4-11	0-0	1-1	1-4-5	3	9	0	2	0	0	26	
Faried, c	2-8	0-0	0-0	3-4-7	4	4	0	3	0	2	32	
Murry, g	1-4	0-0	8-8	0-2-2	3	10	2	2	0	0	21	
Harper, g	2-8	0-2	0-0	0-1-1	1	4	4	5	0	3	31	
Brown	1-1	0-0	0-0	0-1-1	1	2	0	3	0	0	13	
Hill	4-8	2-4	0-0	0-2-2	2	10	0	1	0	0	20	
Coleman	0-1	0-0	0-2	0-0-0	2	0	0	0	0	0	10	
Echols	0-0	0-0	0-0	0-0-0	2	0	0	0	0	0	3	
Lamb	1-3	1-3	0-0	0-1-1	1	3	1	1	0	0	18	
Peterson	0-1	0-0	0-0	0-0-0	0	0	0	1	0	0	4	
Team				4-1-5							1	
Totals	17-50	5-12	9-11	10-17-27	24	48	8	21	0	8	200	

Vanderbilt												
Name	fg-a	3-a	ft-a	o-d-t	pf	tp	a	b	s	m		
Taylor, f	5-13	0-3	6-9	2-3-5	2	16	1	1	0	1	24	
Ezeli, c	1-3	0-0	0-0	0-3-3	2	2	0	4	2	0	15	
Ogilvy, c	3-6	0-1	6-6	0-2-2	4	12	0	3	2	1	21	
Beal, g	3-5	1-2	3-3	0-1-1	0	10	1	4	0	3	24	
Drake, g	2-6	1-4	0-0	1-1-2	1	5	3	1	1	0	21	
Tinsley	4-6	3-5	1-2	0-4-4	0	12	1	1	0	0	24	
Hinkle	0-3	0-3	0-0	0-0-0	0	0	1	0	0	0	6	
Goulbourne	3-4	3-4	2-4	1-3-4	0	11	0	2	1	2	16	
Cole	0-0	0-0	0-0	0-0-0	0	0	0	0	0	0	1	
McClellan	0-0	0-0	2-2	1-0-1	2	2	1	1	0	0	15	
Walker	0-1	0-0	0-0	2-2-4	0	0	0	1	2	0	19	
Duffy	1-1	0-0	2-2	0-4-4	2	4	1	0	0	0	14	
Team				1-0-1								
Totals	22-48	8-22	22-28	8-23-31	13	74	9	18	8	7	200	

Score by Periods	1st	2nd	Total
Morehead State	24	24	48
Vanderbilt	31	43	74

FG%: MSU: 34.0, VU: 44.8; 3FG%: MSU: 41.7, VU: 36.4;
FT%: MSU: 81.8, VU: 78.6; Officials: Tony Greene, Bert Smith, Lee Cassell;
Attendance: 12,562.

Game 2 • Nov. 20, 2008

Illinois..... 63
at Vanderbilt 69
Nashville, Tenn. (Memorial Gym)

Demetri McCamey scored 23 points as Illinois defeated Vanderbilt 69-63.

McCamey's layup broke a tie with 6:22 remaining and started a 7-0 run that put the Illini (3-0) in front to stay.

"This was a real big win," McCamey said. "Last year we lost a lot of tough games. It feels good to come home with a W."

Vanderbilt (1-1) tied the game at 58 on a free throw by A.J. Ogilvy with 6:56 remaining, but then was held scoreless until Andre Walker made a layup and a foul shot with 2:13 to play.

The Commodores made just 13 of 21 free throws (61.9 percent) in the game. Jermaine Beal made a pair of free throws with 1:38 left that got the Commodores within two points. Beal then missed a game-tying layup with 22 seconds to go.

"Congratulations to them," Vanderbilt head coach Kevin Stallings, said. "They deserved to win. They did a better job of making shots and being aggressive on the boards. You have to tip your hat to them. We have a lot of room to get better."

"Losing at any time is disappointing," Vanderbilt sophomore center A.J. Ogilvy said, "but to be this early in the season is what's really hurting. Over the next few days we'll work on improving so we make sure we don't drop any more games."

Illinois was a perfect 11-for-11 from the line, including two each by Trent Meacham and Chester Frazier in the final 20 seconds.

"For us, it's a great win," said Illinois head coach Bruce Weber. "Hopefully it's a confidence builder."

Illinois												
Name	fg-a	3-a	ft-a	o-d-t	pf	tp	a	b	s	m		
Davis, f	3-12	0-0	5-5	5-7-12	5	11	0	2	1	0	32	
Tisdale, c	5-11	0-0	0-0	3-4-7	4	10	0	2	0	1	20	
Meacham, g	4-8	4-6	2-2	2-2-4	4	14	2	2	0	1	31	
Frazier, g	1-5	1-3	2-2	1-3-4	1	5	8	1	0	0	36	
McCamey, g	9-18	5-10	0-0	1-2-3	2	23	6	1	0	1	35	
Jordan	1-1	0-0	0-0	0-0-0	0	2	0	1	0	0	10	
Keller	0-4	0-0	2-2	2-1-3	1	2	0	1	0	0	8	
Brock	1-5	0-0	0-0	1-0-1	2	2	2	2	0	0	11	
Semrau	0-1	0-0	0-0	2-1-3	2	0	0	1	0	2	17	
Team				4-1-5								
Totals	24-65	10-19	11-11	21-21-42	21	69	18	12	2	5	200	

Vanderbilt												
Name	fg-a	3-a	ft-a	o-d-t	pf	tp	a	b	s	m		
McClellan, f	1-4	0-0	1-3	0-0-0	0	3	2	0	0	0	20	
Taylor, f	5-10	1-3	0-0	0-6-6	3	11	1	1	1	3	31	
Ogilvy, c	5-11	0-1	3-5	4-3-7	2	13	0	2	3	0	32	
Beal, g	1-7	1-4	3-4	0-6-6	3	6	7	1	0	0	34	
Drake, g	1-3	0-2	0-0	1-0-1	1	2	1	1	0	0	12	
Tinsley	4-9	2-5	1-3	0-3-3	0	11	2	1	0	0	29	
Ezeli	3-4	0-0	1-2	4-1-5	3	7	0	3	1	0	16	
Walker	3-5	0-0	4-4	1-1-2	2	10	1	1	0	2	23	
Duffy	0-0	0-0	0-0	0-0-0	0	0	0	0	0	0	3	
Team				3-0-3								
Totals	23-53	4-15	13-21	13-20-33	14	63	14	10	5	5	200	

Score by Periods	1st	2nd	Total
Illinois	36	33	69
Vanderbilt	35	28	63

FG%: UI: 36.9, VU: 43.4; 3FG%: UI: 52.6, VU: 26.7;
FT%: UI: 100.0, VU: 61.9; Officials: Ted Valentine, Rick Hartzell, Mark Whitehead; Attendance: 12,630.

Game 3 • Nov. 24, 2008

MTSU 65
at Vanderbilt 57
Nashville, Tenn. (Memorial Gym)

A.J. Ogilvy and Jeffery Taylor each had double-doubles as Vanderbilt defeated Middle Tennessee State 65-57.

"I'm a bit more comfortable," Taylor said. "The nervousness before the game is almost gone now. We're a lot more comfortable out there now. I think we're showing that right now we had a great game tonight."

Ogilvy had a game-high 19 points with 11 rebounds for his first double-double of the season. Taylor had 13 points and 11 rebounds in his third career game.

Vanderbilt outrebounded MTSU 40-28.

"It's something we focused on all week in practice and watching film from our last game," remarked Ogilvy, "and we came out with the mentality that we were going to own that tonight. I think we did a really good job on the boards."

Jermaine Beal scored the first five points of the game for the Commodores (2-1), who never trailed. They held the Blue Raiders (2-2) scoreless for seven minutes of the first half and stretched a two-point lead to 25-11.

Beal finished with 12 points and four assists.

MTSU closed to 41-35 on Montarrio Haddock's two free throws with 11:25 to play, but Vanderbilt scored the next six points, capped by Taylor's layup.

Demetrius Green led MTSU with 15 points and seven rebounds. Nigel Johnson added 12 points.

"I'm really proud of our team," Kevin Stallings, VU head coach, stated. "I thought they played really hard with a lot more purpose and effort than we had on Thursday night (against Illinois)."

"I thought out defensive and rebounding efforts were stellar."

MTSU												
Name	fg-a	3-a	ft-a	o-d-t	pf	tp	a	b	s	m		
Haddock, f	1-3	0-1	1-4	3-0-3	5	3	1	3	0	1	9	
Yates, f	3-11	0-1	2-2	2-2-4	4	8	0	1	0	0	35	
Kanaskie, g	1-7	1-6	3-5	1-3-4	1	6	2	0	0	2	38	
Johnson, g	4-8	2-4	2-2	0-5-5	1	12	4	1	1	1	32	
Green, g	6-15	2-3	1-1	2-5-7	4	15	0	1	0	1	29	
Allen	1-4	1-4	0-0	0-1-1	3	3	0	0	0	0	10	
O'Neil	1-5	0-0	6-6	0-1-1	3	8	0	0	1	1	25	
Hair	0-0	0-0	2-4	0-0-0	3	2	0	0	0	1	9	
Avery	0-1	0-0	0-0	1-0-1	1	0	0	0	0	0	2	
Boyd	0-2	0-0	0-0	0-2-2	2	0	0	1	0	0	11	
Team				1-1-2								
Totals	17-56	6-19	17-24	10-20-30	28	57	7	7	2	7	200	

Vanderbilt												
Name	fg-a	3-a	ft-a	o-d-t	pf	tp	a	b	s	m		
Walker, f	2-2	0-0	0-1	2-6-8	4	4	3	4	2	0	29	
Taylor, f	3-6	0-1	7-10	3-8-11	3	13	4	5	1	0	35	
Ogilvy, c	5-9	0-0	9-13	4-7-11	3	19	0	2	3	0	31	
Beal, g	4-11	2-4	2-2	0-5-5	3	12	4	3	0	2	37	
Tinsley, g	3-7	2-3	2-2	0-1-1	2	10	0	1	0	0	29	
Hinkle	1-2	1-1	0-0	0-0-0	1	3	0	0	0	0	6	
Ezeli	1-2	0-0	2-2	0-1-1	4	4	0	2	0	0	9	
McClellan	0-1	0-0	0-0	2-0-2	3	0	0	0	0	1	9	
Drake	0-3	0-0	0-0	0-0-0	2	0	0	0	0	0	8	
Duffy	0-1	0-0	0-0	0-0-0	1	0	0	0	0	0	7	
Team				1-2-3								
Totals	19-44	5-9	22-30	12-30-42	26	65	11	17	7	7	200	

Score by Periods	1st	2nd	Total
MTSU	17	40	57
Vanderbilt	31	34	

2008-09 SEASON RECAPS

Game 4 • Nov. 26, 2008

Central Arkansas 62
 at Vanderbilt 83
 Nashville, Tenn. (Memorial Gym)

Jeffery Taylor scored 16 points to lead Vanderbilt to an 83-62 victory over Central Arkansas.

Vanderbilt (3-1) made its first six field-goal attempts and never trailed. The Commodores led by as many as 25 points in the first half and took a 48-29 halftime lead.

"We built a nice lead in the first half and kept our turnovers down," Kevin Stallings, VU head coach, said, "but this wasn't the performance that I was hoping for."

Central Arkansas (2-2) opened the second half with an 18-6 run, including five straight points by Mike Pouncy, but could draw no closer than 12 points with 12:31 remaining.

"We didn't play so well in the second half because we lost patience and they held on to the ball," Stallings added. "We didn't play well with a big lead but this is the first time this season that we've been in that situation."

Taylor made 7-of-10 field goal attempts, including a pair of first-half dunks, and matched his career high while scoring in double figures for his fourth straight game.

George Drake scored 14 points and Festus Ezeli added 11, both career highs.

"Both of them got good looks in the game," remarked Stallings. "George played aggressively and made some nice plays. It was good to see him do well because he's been banged up."

Marcus Pillow made five 3-pointers for the Bears for a game-high 17 points. Mitch Rueter added 16 and Pouncy and Chris Brown each had 12.

Chris Meriweather also saw the first minutes of his Vanderbilt career in VU's win.

Central Arkansas

Name	fg-a	3-a	ft-a	o-d-t	pf	tp	a	b	s	m
Brown, f	5-9	0-0	2-2	2-6-8	2	12	0	2	0	1 34
Rueter, f	5-10	4-6	2-2	1-2-3	3	16	1	0	0	0 31
Marks, c	1-6	0-0	1-2	3-6-9	2	3	0	0	0	0 25
Clayborn, g	1-4	0-2	0-3	0-2-2	1	2	3	2	0	0 16
Pillow, g	6-16	5-11	0-0	0-2-2	2	17	2	2	0	1 34
Silverman	0-1	0-0	0-0	0-0-0	0	0	0	0	0	0 1
Pouncy	3-11	1-4	5-8	0-0-0	3	12	5	1	0	1 30
Henson	0-0	0-0	0-0	0-0-0	1	0	0	0	0	0 4
Oahwash	0-0	0-0	0-0	0-0-0	0	0	0	0	0	0 1
Brewer	0-1	0-0	0-0	0-2-2	1	0	0	0	0	1 17
Cannon	0-0	0-0	0-0	0-0-0	2	0	0	0	0	0 7
Team				2-0-2						1
Totals	21-58	10-23	10-17	8-20-28	17	62	11	8	0	4200

Vanderbilt

Name	fg-a	3-a	ft-a	o-d-t	pf	tp	a	b	s	m
Taylor, f	7-10	0-2	2-2	2-4-6	3	16	2	0	0	2 25
Ezeli, c	5-7	0-0	1-4	2-3-5	4	11	0	2	1	0 19
Ogilvy, c	3-9	0-1	4-4	0-8-8	2	10	2	1	1	0 28
Beal, g	3-9	1-5	5-7	0-4-4	2	12	3	1	1	0 29
Tinsley, g	4-10	3-9	0-0	0-1-1	0	11	1	2	0	0 30
Hinkle	1-3	1-3	0-0	0-1-1	0	3	0	1	0	0 13
Meriweather	0-0	0-0	0-0	0-0-0	1	0	0	0	0	0 1
Cole	0-1	0-1	0-0	0-0-0	0	0	0	0	0	1 2
McClellan	0-0	0-0	2-2	0-4-4	1	2	0	0	2	0 18
Drake	5-8	2-4	2-2	3-5-8	0	14	6	2	1	0 19
Duffy	2-2	0-0	0-0	2-0-2	0	4	2	0	0	0 16
Team				3-1-4						
Totals	30-59	7-25	16-21	12-31-43	13	83	16	9	6	3200

Score by Periods	1st	2nd	Total
Central Arkansas	29	33	62
Vanderbilt	48	35	83

FG%: UCA: 36.2, VU: 50.8; 3FG%: UCA: 43.5, VU: 28.0;
 FT%: UCA: 58.8, VU: 76.2; Officials: J.B. Caldwell, Mike Nance, Billy Dunlap;
 Attendance: 12,126.

Game 5 • Nov. 29, 2008

Drake 57
 vs. Vanderbilt 72
 Cancun, Mexico (Moon Palace)

The Vanderbilt Commodores claimed an impressive, 72-57, win over the Drake Bulldogs at the Moon Palace Resort in Cancun, Mexico.

Freshman guard Brad Tinsley led an array of Vanderbilt scorers in double figures with a career-high 19 points on 7-of-14 shooting, 5-of-8 from three-point range. Another freshman, Jeffery Taylor, added 15 points, while junior Jermaine Beal chipped in 14 points, and sophomore center A.J. Ogilvy notched 13 points, all in the second half.

"Brad's a very good offensive player, and we knew with their zone, he had a chance to have a good night because he can really shoot it," said Vanderbilt head coach Kevin Stallings. "It was a good performance out of our guys tonight. I thought we played real hard, intelligently, and we took care of the ball when they tried to press us in the second half. I was pleased with how we played, Brad Tinsley in particular."

The Commodores, who trailed early by two points early in the contest, never trailed after that and held a comfortable margin the rest of the way. Vanderbilt led by as many as 23 in the second half, and had many players who had not seen considerable playing time in their careers step up and contribute significant minutes in the game.

Redshirt freshman guard Charles Hinkle played a career-high 31 minutes and scored five points, but his presence on the defensive end of the floor and steadiness on the offensive end was a bright spot for the Commodores, who are competing with only eight scholarship players with the absence of Festus Ezeli, Lance Goulbourne, Andre Walker, and Steve Tchiengang this weekend. George Drake and Joe Duffy also played well off the bench in a total team effort by Vanderbilt on Saturday night.

Drake

Name	fg-a	3-a	ft-a	o-d-t	pf	tp	a	b	s	m
Heemskerck, f	4-6	0-1	0-0	1-4-5	3	8	1	0	2	1 29
Cox, f	4-10	4-6	0-0	0-7-7	4	12	0	2	0	0 21
Templeton, c	2-6	1-3	0-0	2-1-3	2	5	0	1	0	1 19
Stanley, g	1-2	0-0	1-2	0-0-0	1	3	3	4	0	0 31
Young, g	1-9	1-6	7-7	1-1-2	1	10	3	4	0	1 35
White	0-0	0-0	0-0	0-0-0	1	0	0	0	0	0 4
Baryenbruch	0-0	0-0	0-0	0-0-0	1	0	1	0	0	0 10
Eaddy	1-2	1-2	3-4	1-3-4	3	6	0	0	0	0 24
Parker	3-8	0-2	6-8	0-0-0	0	12	2	2	0	1 22
Hall	0-0	0-0	1-2	0-1-1	1	1	0	1	0	0 5
Team				1-1-2						2
Totals	16-43	7-20	18-23	6-18-24	17	57	10	16	2	4200

Vanderbilt

Name	fg-a	3-a	ft-a	o-d-t	pf	tp	a	b	s	m
McClellan, f	1-1	0-0	0-1	0-0-0	4	2	4	3	1	1 22
Taylor, f	4-10	1-3	6-7	2-2-4	5	15	1	1	0	1 22
Ogilvy, c	5-8	0-0	3-3	0-3-3	4	13	0	1	1	0 18
Beal, g	4-8	3-5	3-4	1-5-6	2	14	5	1	0	2 37
Tinsley, g	7-14	5-8	0-0	0-3-3	2	19	5	3	0	1 36
Hinkle	1-4	1-4	2-2	0-3-3	1	5	1	2	1	1 31
Drake	0-2	0-2	0-0	0-3-3	2	0	2	2	0	0 18
Duffy	2-5	0-0	0-0	3-2-5	4	4	0	0	0	1 16
Team				1-0-1						
Totals	24-52	10-22	14-17	7-21-28	24	72	18	13	3	7200

Score by Periods	1st	2nd	Total
Drake	26	31	57
Vanderbilt	37	35	72

FG%: DU: 37.2, VU: 46.2; 3FG%: DU: 35.0, VU: 45.5;
 FT%: DU: 78.3, VU: 82.4; Officials: Terry Murphy, Joe Townsend, Gary Pucino; Attendance: 275.

Game 6 • Nov. 30, 2008

Vanderbilt 71
 vs. VCU 66
 Cancun, Mexico (Moon Palace)

Vanderbilt sophomore A.J. Ogilvy scored 25 points to lead four Commodore players in double figures in route to a 71-66 win over VCU in the finals of the Cancun Challenge at the Moon Palace Resort in Cancun, Mexico. Ogilvy was named the tournament's MVP, and junior guard Jermaine Beal was named to the Cancun Challenge All-Tournament team.

Sunday's win marked the second consecutive Thanksgiving tournament title for the Commodores. Vanderbilt captured the South Padre Island Invitational in 2007 with wins over Utah State and Bradley.

The Commodores led for most of the contest, but VCU made the game interesting in the second half behind their frenzied defense and clutch shooting Ram guard Eric Maynor, who ended the game with 31 points, 23 of those in the second half. Vanderbilt, who saw its lead balloon to as many as 18 early in the second half, struggled with the quickness of the VCU guards in the period, and had its lead cut to one, 48-47, with 11:11 to play in the game. VU responded and pushed its lead back up to seven, but once again VCU came back, this time cutting the deficit to two points with 1:19 to play in regulation.

Free throw shooting, a strong point for the Commodores in the tournament, came through again in the waning moments, as Beal knocked down two shots and sophomore forward Darshawn McClellan made one-of-two with 30 seconds remaining to give VU the winning margin of 71-66. On the night, Vanderbilt was 26-for-30 from the charity stripe (86.7%).

Vanderbilt

Name	fg-a	3-a	ft-a	o-d-t	pf	tp	a	b	s	m
McClellan, f	1-5	0-0	1-2	3-4-7	0	3	3	3	0	2 29
Taylor, f	2-10	0-2	6-6	2-5-7	3	10	2	2	0	1 25
Ogilvy, c	11-16	2-2	1-2	2-5-7	4	25	1	5	0	1 30
Beal, g	2-5	2-3	8-8	0-4-4	2	14	6	2	0	0 36
Tinsley, g	3-4	3-4	4-6	0-4-4	2	13	3	5	1	2 37
Hinkle	0-1	0-1	4-4	0-1-1	3	4	0	0	0	0 23
Drake	0-3	0-1	2-2	0-1-1	1	2	1	4	1	1 16
Duffy	0-0	0-0	0-0	0-0-0	2	0	0	2	0	0 4
Team				2-1-3						
Totals	19-44	7-13	26-30	9-25-34	17	71	16	23	2	7200

VCU

Name	fg-a	3-a	ft-a	o-d-t	pf	tp	a	b	s	m
Sanders, f	4-9	0-0	2-4	4-4-8	4	10	1	1	5	1 31
Pishchalnikov, f	0-0	0-2	1-3-4	1-3-4	4	4	2	0	2	1 22
Maynor, g	12-19	3-8	4-7	1-2-3	2	31	3	3	0	5 38
Rodriguez, g	2-10	1-5	2-2	0-1-1	4	7	3	3	0	5 31
Burgess, g	2-3	1-2	0-1	0-1-1	3	5	1	5	0	1 35
Saintil	0-1	0-0	0-0	0-1-1	0	0	0	0	0	0 3
Rozzell	3-8	1-5	0-0	0-0-0	0	7	1	1	0	1 18
Kearse	0-2	0-2	0-0	0-1-1	2	0	1	1	0	0 6
Gwynn	0-0	0-0	0-0	1-1-2	2	0	0	0	0	0 9
Nixon	1-1	0-0	0-0	0-0-0	1	2	0	1	0	0 7
Team				1-3-4						1
Totals	25-59	6-22	10-16	8-17-25	22	66	12	16	7	14200

Score by Periods	1st	2nd	Total
Vanderbilt	36	35	71
VCU	23	43	66

FG%: VU: 43.2, VCU: 42.4; 3FG%: VU: 53.8, VCU: 27.3;
 FT%: VU: 86.7, VCU: 62.5; Officials: Lamar Simpson, Gary Pucino, Mark Maslona; Attendance: 312.

2008-09 SEASON RECAPS

Game 7 • Dec. 3, 2008

UIC 74
at Vanderbilt 55
Nashville, Tenn. (Memorial Gym)

Josh Mayo made eight 3-pointers and scored 30 points as Illinois-Chicago defeated Vanderbilt 74-55.

"Mayo can shoot the ball," said UIC coach Jimmy Collins. "Everybody talks about the guys who are shooting from the main conferences and they just overlook Josh Mayo. Everybody saw in this building that he's a tremendous player as well as a tremendous shooter."

Mayo's big night from beyond the arc was the most 3-pointers ever by a visiting player at Memorial Gymnasium, and one short of the Flames' (4-2) single-game record. The Horizon League's preseason player of the year made two 3-pointers in an 11-0 first-half run that broke an 18-18 tie and put the Flames ahead to stay. Mayo was 5-for-5 on 3-point shots in the second half.

"We were severely outplayed, outfought, and out-hustled tonight," said Vanderbilt head coach Kevin Stallings. "It was a very disappointing and embarrassing performance."

"It was a combination of our lack of shooting and their great defense," added Vanderbilt center A.J. Ogilvy, who tied with Jeffery Taylor for a team-high 14 points on the night. "We didn't have the defensive effort required to keep their score to a minimum. We just didn't play well enough to win. That's what it comes down to."

Robo Kreps added 23 points, including three 3-pointers, as the Flames won their third straight game.

Overall, the Flames made 12 of 19 (63.2 percent) 3-point attempts. Vanderbilt (5-2) was 4-for-24 (16.7 percent) from beyond the arc.

"Our players and our coaching staff certainly know what we just did, coming into Nashville and beating an SEC team like Vanderbilt," added Collins. "Our guys can build off of that. Their confidence level should go up from this victory."

UIC												
Name	fg-a	3-a	ft-a	o-d-t	pf	tp	a	to	b	s	m	
Eppinger, f	0-4	0-0	0-0	4-1-5	1	0	1	0	2	0	23	
Vandermeer, c	3-10	0-0	0-0	2-9-11	3	6	2	1	4	1	34	
Mayo, g	11-20	8-10	0-0	0-1-1	1	30	4	2	0	2	35	
Kreps, g	10-15	3-5	0-1	0-7-7	1	23	2	1	0	0	34	
Stewart, g	1-5	0-2	2-2	0-1-1	3	4	7	3	0	2	21	
Harris	3-5	1-1	0-0	2-3-5	0	7	1	0	0	0	18	
Ignjatovic	0-0	0-0	0-0	0-2-2	1	0	0	0	1	0	6	
Buttill	1-1	0-0	0-0	2-1-3	1	2	2	0	0	2	10	
Boyd	1-7	0-1	0-0	1-0-1	3	2	2	0	2	0	19	
Team				3-0-3							2	
Totals	30-67	12-19	2-3	11-28-39	14	74	19	11	7	8200		

Vanderbilt												
Name	fg-a	3-a	ft-a	o-d-t	pf	tp	a	to	b	s	m	
McClellan, f	0-0	0-0	0-0	0-1-1	2	0	0	2	0	0	10	
Taylor, f	6-10	1-3	1-1	4-3-7	1	14	3	1	1	1	28	
Ogilvy, c	5-13	1-2	3-5	2-4-6	3	14	1	5	4	1	29	
Beal, g	1-4	1-1	4-4	0-2-2	0	7	0	3	0	1	23	
Tinsley, g	4-14	1-9	2-2	1-5-6	2	11	4	2	0	0	35	
Hinkle	1-7	0-5	0-0	1-3-4	1	2	1	1	0	1	21	
Ezeli	1-3	0-0	1-3	0-0-0	1	3	0	1	1	1	10	
Tchiengang	1-4	0-2	0-0	1-3-4	2	2	0	0	1	1	19	
Drake	1-4	0-2	0-0	1-4-5	1	2	3	1	0	0	25	
Team				2-1-3							2	
Totals	20-59	4-24	11-15	12-26-38	13	55	12	16	7	6200		

Score by Periods	1st	2nd	Total
UIC	33	41	74
Vanderbilt	24	31	55

FG%: UIC: 44.8, VU: 33.9; 3FG%: UIC: 63.2, VU: 16.7;
 FT%: UIC: 66.7, VU: 73.3; Officials: Ted Valentine, Tom Eades, Tim Clougherty; Attendance: 13,214.

Game 8 • Dec. 6, 2008

Vanderbilt 51
vs. Georgia Tech 63
Atlanta, Ga. (Alexander Memorial Coliseum)

Freshman Iman Shumpert scored a career-high 18 points and Alade Aminu added 16 points, 12 in the second half and Georgia Tech went on to a 63-51 win over Vanderbilt.

Georgia Tech (5-1), after winning its first four games, lost 85-83 to Penn State in the ACC-Big Ten Challenge on Wednesday night.

Gani Lawal, who had a career-high 34 points in the loss to Penn State, scored only eight on Saturday to go along with 12 rebounds. He had only three points at the half on 1-of-3 shooting and made only 1-of-5 free throws but had seven rebounds.

Vanderbilt (5-3), which was coming off a 74-55 loss to Illinois-Chicago on Wednesday night, was led by A.J. Ogilvy with 15 points. Jeffery Taylor added 11.

The Yellow Jackets trailed 44-43 with 7:58 left before going on a 13-3 run for a 56-47 lead with 1:45 left on a basket by Nick Foreman. Aminu, who shot 8 of 11 from the field, also had 11 rebounds.

Georgia Tech built its largest lead at 63-49 with 30 seconds left on a dunk by Zachery Peacock, who had 10 points.

The Yellow Jackets led 28-25 at halftime as both teams shot poorly from the field. Tech finished with 21 of 62 from the field (34 percent), and Vanderbilt shot 16 of 50 from the field (32 percent).

Shumpert led Georgia Tech with 14 points at halftime. Brad Tinsley had eight for Vanderbilt and did not score in the second half.

Shumpert suffered an apparent back injury with 13:06 remaining in the second half, but after heading to the dressing room for treatment, was back in the game two minutes later.

Vanderbilt												
Name	fg-a	3-a	ft-a	o-d-t	pf	tp	a	to	b	s	m	
McClellan, f	0-0	0-0	0-0	0-1-1	2	0	0	2	0	0	10	
Taylor, f	6-10	1-3	1-1	4-3-7	1	14	3	1	1	1	28	
Ogilvy, c	5-13	1-2	3-5	2-4-6	3	14	1	5	4	1	29	
Beal, g	1-4	1-1	4-4	0-2-2	0	7	0	3	0	1	23	
Tinsley, g	4-14	1-9	2-2	1-5-6	2	11	4	2	0	0	35	
Hinkle	1-7	0-5	0-0	1-3-4	1	2	1	1	0	1	21	
Ezeli	1-3	0-0	1-3	0-0-0	1	3	0	1	1	1	10	
Tchiengang	1-4	0-2	0-0	1-3-4	2	2	0	0	1	1	19	
Drake	1-4	0-2	0-0	1-4-5	1	2	3	1	0	0	25	
Team				2-1-3							2	
Totals	20-59	4-24	11-15	12-26-38	13	55	12	16	7	6200		

Georgia Tech												
Name	fg-a	3-a	ft-a	o-d-t	pf	tp	a	to	b	s	m	
Lawal, f	3-10	0-0	2-7	7-5-12	4	8	1	5	1	0	27	
Peacock, f	4-11	0-2	2-2	5-3-8	2	10	1	3	1	2	31	
Aminu, c	8-13	0-0	0-1	6-5-11	3	16	4	2	4	4	34	
Shumpert, g	3-10	1-3	11-14	1-2-3	1	18	6	2	0	0	36	
Miller, g	2-10	0-0	4-4	2-3-5	0	8	3	0	0	1	33	
Foreman	1-5	0-1	1-3	2-3-5	2	3	0	0	0	2	22	
Storrs	0-0	0-0	0-0	0-1-1	2	0	0	1	0	1	8	
Sheehan	0-3	0-0	0-0	0-0-0	3	0	0	1	1	0	9	
Team				3-0-3							1	
Totals	21-62	1-6	20-31	23-25-48	17	63	15	15	7	10200		

Score by Periods	1st	2nd	Total
Vanderbilt	25	26	51
Georgia Tech	28	35	63

FG%: VU: 32.0, GT: 33.9; 3FG%: VU: 12.5, VU: 16.7;
 FT%: VU: 63.0, VU: 64.5; Officials: Mike Eades, Roger Ayers, Gary Maxwell;
 Attendance: 7,219.

Game 9 • Dec. 10, 2008

Alabama A&M 55
vs. Vanderbilt 78
Nashville, Tenn. (Memorial Gym)

Freshman Jeffery Taylor scored 18 points as Vanderbilt snapped a two-game losing streak with a 78-55 victory over Alabama A&M.

"It was critical for us at this point in the season," Kevin Stallings, VU head coach, noted about the win. "We've already got ourselves behind the eight ball and it was an important game for us. I thought our guys approached it as an important game."

Taylor was 8 of 9 from the field and scored six straight points -- which included a pair of dunks -- in the second half as the Commodores (6-3) stretched their lead to 65-44 with 6:11 left. Taylor scored in double figures for the eighth time in nine games.

"I think we came out and played defense and I think that's what created buckets for us," said Taylor. "A lot of shots went in."

A.J. Ogilvy had 17 points and eight rebounds, and Jermaine Beal added 14 points, five assists, five rebounds and three steals for Vanderbilt, which scored the first seven points and never trailed.

Alabama A&M (1-4) was within two, 23-21, after Trant Simpson's 3-pointer with 6:11 to go in the first half. Simpson was 7 of 18 from the field for 18 points. Casey Cantey added 10 points and eight rebounds for the Bulldogs.

Alabama A&M												
Name	fg-a	3-a	ft-a	o-d-t	pf	tp	a	to	b	s	m	
Belt, f	3-5	0-0	2-2	2-0-2	3	8	0	0	0	0	16	
Smith, f	1-1	0-0	0-0	1-2-3	5	2	1	0	0	0	15	
Cantey, g	3-12	1-4	3-4	4-4-8	3	10	1	2	0	2	36	
Simpson, g	7-18	2-4	2-2	1-0-1	1	18	1	4	0	1	36	
Hester, g	3-16	2-9	0-0	1-2-3	1	8	1	2	0	0	32	
DeShields	0-0	0-0	0-0	0-1-1	2	0	1	3	0	0	4	
Jackson	0-3	0-2	0-0	0-1-1	0	0	0	0	1	0	7	
Hamilton	1-3	0-1	0-0	0-1-1	0	2	0	0	0	0	12	
Porter	0-0	0-0	0-0	0-0-0	0	0	0	0	0	0	2	
Inman	0-2	0-0	1-2	2-2-4	1	1	1	1	0	1	23	
Burrell	2-2	0-0	2-2	2-1-3	5	6	0	1	0	2	17	
Team				1-2-3							1	
Totals	20-62	5-20	10-12	14-16-30	21	55	6	15	0	7200		

Vanderbilt												
Name	fg-a	3-a	ft-a	o-d-t	pf	tp	a	to	b	s	m	
Tchiengang, f	1-5	0-2	0-0	1-3-4	0	2	0	2	1	0	22	
Taylor, f	8-9	0-1	2-3	1-3-4	2	18	1	1	1	0	26	
Ogilvy, c	4-7	0-0	9-12	2-6-8	2	17	0	3	1	0	25	
Beal, g	4-5	1-1	5-6	0-5-5	0	14	5	2	0	3	28	
Tinsley, g	2-5	2-5	0-0	0-1-1	1	6	4	0	0	1	26	
Hinkle	1-3	1-3	0-0	0-1-1	2	3	0	1	0	2	13	
Ezeli	3-3	0-0	2-2	1-1-2	1	8	0	1	0	0	14	
Meriweather	0-0	0-0	0-0	0-0-0	1	0	0	1	0	0	2	
Noll	0-0	0-0	0-0	0-1-1	0	0	0	0	0	0	1	
Cole	0-0	0-0	1-2	0-1-1	0	1	0	0	0	0	2	
McClellan	0-0	0-0	0-0	0-0-0	1	0	4	1	1	0	17	
Drake	2-5	1-2	2-4	1-3-4	0	7	2	4	0	3	22	
Duffy	1-2	0-0	0-0	0-0-0	0	2	0	0	0	0	2	
Team				3-0-3							2	
Totals	26-44	5-14	21-29	6-28-34	10	78	16	16	4	9200		

Score by Periods	1st	2nd	Total
Alabama A&M	26	29	55
Vanderbilt	41	37	78

FG%: AAM: 32.3, VU: 59.1; 3FG%: AAM: 25.0, VU: 35.7;
 FT%: AAM: 83.3, VU: 72.4; Officials: Doug Shows, Jamie Luckie, Brian Shey;
 Attendance: 12,662.

2008-09 SEASON RECAPS

Game 10 • Dec. 16, 2008

South Florida 52
 at Vanderbilt 71
 Nashville, Tenn. (Sommet Center)

Jermaine Beal scored 20 points, and Vanderbilt opened the Southeastern Conference/Big East Invitational by beating South Florida 71-52 Tuesday night to hand Commodores coach Kevin Stallings his 300th career victory.

"I thought our guys played really hard and I liked the effort we put forth on the backboards," said Stallings. "I thought we rebounded well, limited them to one shot and did a good job in our half-court defense. A big key for us was not allowing them to get the ball and get transition baskets."

A.J. Ogilvy added 20 points and 13 rebounds, and Jeffery Taylor finished with nine as Vanderbilt (7-3) won its second straight. The Commodores grabbed the lead for good on a George Drake layup at 9-7 with 13:05 left in the first half and led 28-22 at halftime.

"The (game) was a lot of the young guys' first time playing on national TV," added Beal. "I think after we started out well, we came down and played more comfortably and more relaxed."

South Florida (3-5) lost its fourth straight game in the first of a four-game road trip.

Mobolaji Ajayi fouled out for South Florida with 14:13 left when he was called for his fourth foul, then slammed the ball to the court for a technical.

Dominique Jones led the Bulls with 19 points off the bench. Augustus Gilchrist added 12 and Mike Mercer had 10.

USF												
Name	fg-a	3-a	ft-a	o-d-t	pf	tp	a	to	b	s	m	
Williams, f	1-2	0-0	0-2	0-4-4	5	2	0	3	1	0	19	
Ajayi, f	1-3	0-0	0-0	0-2-2	5	2	0	2	0	1	12	
Mercer, g	4-12	1-3	1-2	1-1-2	2	10	2	2	0	2	33	
Howard, g	0-2	0-0	0-0	0-2-2	2	0	2	0	0	0	23	
Verdejo, g	3-9	0-4	0-0	1-1-2	1	6	3	3	0	1	29	
Espinosa	0-0	0-0	0-0	1-0-1	0	0	0	1	0	1	14	
Belardo	0-0	0-0	0-0	0-1-1	0	0	0	0	0	0	0+	
Daniels	0-0	0-0	1-2	0-0-0	0	1	1	0	0	1	1	
Leemow	0-0	0-0	0-0	0-0-0	0	0	0	0	0	1	1	
Rivas	0-0	0-0	0-0	0-0-0	4	0	0	1	0	0	7	
Jones	4-11	2-4	9-12	3-4-7	2	19	2	2	0	1	33	
Gilchrist	5-14	1-6	1-3	2-6-8	2	12	0	2	0	1	28	
Team				1-2-3							1	
Totals	18-53	4-17	12-21	9-23-32	23	52	10	19	1	9	2000	

Vanderbilt												
Name	fg-a	3-a	ft-a	o-d-t	pf	tp	a	to	b	s	m	
Tchiengang, f	1-1	0-0	0-0	1-0-1	4	2	0	1	0	0	16	
Ogilvy, c	6-8	0-0	8-13	3-10-13	2	20	1	5	0	3	30	
Beal, g	7-12	3-6	3-3	0-5-5	0	20	2	1	1	3	35	
Tinsley, g	0-3	0-1	2-3	0-0-0	1	2	3	0	0	0	30	
Taylor, g	3-6	1-1	2-4	1-6-7	3	9	2	4	0	1	22	
Hinkle	0-3	0-1	1-2	1-1-2	1	1	0	1	0	1	7	
Ezeli	1-4	0-0	2-2	0-3-3	1	4	1	2	1	0	11	
Goulbourne	0-0	0-0	0-0	0-1-1	0	0	0	2	0	0	7	
Cole	0-0	0-0	0-0	0-0-0	0	0	0	0	0	0	1	
McClellan	3-7	2-3	1-2	2-3-5	4	9	1	2	0	1	21	
Drake	2-7	0-1	0-0	1-0-1	2	4	1	2	0	1	19	
Duffy	0-1	0-0	0-0	0-1-1	0	0	0	1	0	0	1	
Team				1-0-1							1	
Totals	23-52	6-13	19-29	10-30-40	18	71	11	21	2	10	2000	

Score by Periods	1st	2nd	Total
USF	22	30	52
Vanderbilt	28	43	71

FG%: USF: 34.0, VU: 44.2; 3FG%: USF: 23.5, VU: 46.2;
 FT%: USF: 57.1, VU: 65.5; Officials: Mike Kitts, Doug Simmons, Mike Stuart;
 Attendance: 9,484.

Game 11 • Dec. 20, 2008

Tennessee Tech..... 63
 vs. Vanderbilt..... 83
 Nashville, Tenn. (Memorial Gym)

A.J. Ogilvy had 20 points, six rebounds and three assists as Vanderbilt defeated Tennessee Tech 83-63.

Ogilvy made six of 10 field goals and shot 8 for 8 from the free throw line, as he reached 20 points for the second straight game.

"For the most part, I thought we took the right three point shots," Kevin Stallings, VU head coach, said. "We got the ball inside to A.J. [Ogilvy] and he did a good job with it."

Jeffery Taylor had 14 points and seven rebounds for the Commodores (8-3), and freshman Lance Goulbourne added seven points and seven rebounds in 15 minutes off the bench.

"Lance [Goulbourne's] seven rebounds are significant," Stallings added. "For a guy to come in for 15 minutes and get seven rebounds is a good night's work. As he continues to condition, he'll continue to play well and play better."

Frank Davis made four 3-pointers and led Tennessee Tech (6-4) with 19 points. His 3-pointer with 14:27 to play in the first half gave the Golden Eagles their last lead, 9-8.

Daniel Northern added 14 points and grabbed 18 rebounds. He got Tech within three, 28-25, with a jump-shot with 5:10 remaining in the first half, but Vanderbilt responded with a 12-4 run.

Tennessee Tech												
Name	fg-a	3-a	ft-a	o-d-t	pf	tp	a	to	b	s	m	
Northern, f	5-14	0-0	4-8	11-7-18	4	14	1	2	2	4	32	
Inameti, f	2-3	0-0	0-1	0-0-0	4	4	1	0	0	0	20	
Barnes, g	3-7	1-2	0-2	1-3-4	1	7	3	3	0	3	30	
Davis, g	7-14	4-8	1-1	1-1-2	0	19	0	0	0	0	24	
Bailey, g	2-7	0-2	0-1	0-1-1	3	4	2	1	0	1	24	
Muhammad	0-3	0-1	2-2	2-2-4	4	2	0	3	0	0	13	
Walker	0-0	0-0	0-0	0-0-0	0	0	0	0	0	0	1	
Hunley	0-0	0-0	0-2	0-0-0	0	0	0	0	0	1	1	
Davis	1-6	0-1	0-0	2-2-4	0	2	0	1	0	1	17	
Lindsay	2-8	0-2	2-2	0-0-1	6	3	2	0	3	15		
Jones	1-2	0-0	0-0	1-0-1	0	2	0	0	0	0	6	
Bryant	0-0	0-0	0-0	0-0-0	1	0	0	0	0	0	1	
Murphy	0-5	0-2	3-6	0-1-1	4	3	0	2	0	0	16	
Team				2-3-5								
Totals	23-69	5-18	12-25	20-20-40	22	63	10	13	3	12	2000	

Vanderbilt												
Name	fg-a	3-a	ft-a	o-d-t	pf	tp	a	to	b	s	m	
Tchiengang, f	1-3	0-1	0-0	2-4-6	3	2	2	2	0	0	16	
Taylor, f	6-13	0-1	2-4	4-3-7	1	14	1	1	0	1	22	
Ogilvy, c	6-10	0-1	8-8	2-4-6	2	20	3	1	0	2	25	
Beal, g	3-8	3-4	0-0	0-4-4	2	9	3	1	0	0	33	
Tinsley, g	4-7	3-5	4-4	0-1-1	2	15	4	4	0	0	30	
Hinkle	0-0	0-0	0-0	0-1-1	0	0	0	0	0	0	2	
Ezeli	0-0	0-0	1-2	0-1-1	3	1	0	3	0	0	8	
Goulbourne	3-5	0-1	1-1	1-6-7	0	7	0	0	1	0	15	
Cole	0-0	0-0	0-0	0-0-1	0	0	0	0	0	0	1	
McClellan	1-2	1-1	0-0	1-2-3	2	3	2	3	0	1	22	
Drake	4-9	1-3	3-5	0-4-4	3	12	1	1	0	1	18	
Duffy	0-0	0-0	0-0	1-2-3	0	0	0	1	0	0	8	
Team				1-2-3								
Totals	28-57	8-17	19-24	12-34-46	19	83	16	17	1	5	2000	

Score by Periods	1st	2nd	Total
Tennessee Tech	29	34	63
Vanderbilt	40	43	83

FG%: TTU: 33.3, VU: 49.1; 3FG%: TTU: 27.8, VU: 47.1;
 FT%: TTU: 48.0, VU: 79.2; Officials: Tony Greene, Anthony Jordan, Earnie Pheal; Attendance: 12,700.

Game 12 • Dec. 22, 2008

Furman 49
 at Vanderbilt 68
 Nashville, Tenn. (Memorial Gym)

A.J. Ogilvy scored 22 points and had eight rebounds in Vanderbilt's 68-49 win over Furman.

Ogilvy, who scored six points in a 17-4 second-half run to break open the game, was 6-for-8 from the field and 10-for-13 from the foul line.

"I think tonight was a combination of looking inside and passing well," noted Ogilvy. "I can't make a good shot and draw fouls in the paint if I don't have a good pass, and there were a lot of great assists tonight. We just made their defense move around."

It was Ogilvy's third straight game with at least 20 points, the longest such streak of his career.

Jermaine Beal added 15 points, and Jeffery Taylor had eight points and five rebounds for the Commodores (9-3).

"Obviously, he's improved dramatically as a shooter," Kevin Stallings, VU head coach, remarked about Beal. "He had 15 points on six shots. That's a good return on shots."

"A.J. got 22 points on eight shots, but he got to the foul line a lot. Those two have been steady for us."

Vanderbilt committed a season-low six turnovers and outrebounded Furman 37-30. The Paladins (1-8) committed just eight turnovers.

"Vanderbilt's size definitely affected us tonight," Jeff Jackson, Furman head coach, said. "Beal did a good job of shadowing our perimeter players and playing physical defense on them."

Furman trailed 32-23 at halftime, but got only as close as eight over the final 20 minutes. Jordan Miller led the Paladins with 11 points.

Furman												
Name	fg-a	3-a	ft-a	o-d-t	pf	tp	a	to	b	s	m	
Noite, f	2-3	2-3	0-0	1-2-3	0	6	1	1	1	1	20	
Sebirumbi, f	1-2	0-0	0-2	0-1-1	5	2	0	0	0	0	15	
Toler, f	0-0	0-0	1-2	1-5-6	4	1	0	1	0	1	19	
Dehm, g	4-12	0-6	0-0	0-2-2	0	8	4	3	0	1	28	
Miller, g	4-15	1-5	2-2	1-1-2	1	11	1	1	0	1	35	
Duval	1-2	0-0	0-0	1-1-2	1	2	0	0	0	0	13	
States	2-6	2-3	0-0	0-2-2	3	6	0	0	1	0	20	
Anderson	1-5	1-2	0-0	0-3-3	3	3	3	1	0	0	17	
Barnes	1-1	0-0	4-6	0-3-3	1	6	0	0	1	0	14	
Opacic	2-5	0-0	0-1	1-1-2	3	4	0	1	1	0	19	
Team				3-1-4								
Totals	18-51	6-19	7-13	8-22-30	21	49	9	8	5	3	2000	

Vanderbilt												
Name	fg-a	3-a	ft-a	o-d-t	pf	tp	a	to	b	s	m	
Tchiengang, f	0-3	0-1	0-1	1-0-1	2	0	1	1	1	0	17	
Taylor, f	3-9	0-2	2-5	2-3-5	0	8	1	0	0	2	18	
Ogilvy, c	6-8	0-0	10-13	1-7-8	3	22	2	2	2	1	28	
Beal, g	5-6	3-4	2-2	0-5-5	1	15	0	0	0	0	28	
Tinsley, g	1-5	0-3	2-2	0-1-1	1	4	5	1	0	1	28	
Hinkle	1-3	1-3	0-0	0-2-2	1	3	1	0	0	0	11	
Ezeli	2-3	0-0	1-1	0-1-1	1	5	0	0	0	0	4	
Goulbourne	2-5</											

2008-09 SEASON RECAPS

Game 13 • Dec. 31, 2008

Saint Francis 84
 at Vanderbilt 55
 Nashville, Tenn. (Memorial Gym)

The Commodores won their fifth straight game with an 84-55 win over Saint Francis at Memorial Gym, behind a 17-point performance from junior guard Jermaine Beal.

Beal made 7-of-10 shots from the floor and made three 3-pointers in the game, his fourth consecutive three 3-point affair.

The 'Dores never trailed in the game and scored their highest point total of the 2008-09 season en route to the 29-point victory. Vanderbilt shot 55.6 percent from the field, its second highest percentage of the season, and limited Saint Francis to only 37.7 percent from the floor, the 11th VU opponent to fail to crack the 40 percent barrier.

Vanderbilt also only committed 10 turnovers in the game, its second straight contest with 10 or fewer turnovers. Rebounding was also a strength. The 'Dores outrebounded the Red Flash 37-21. VU's record when outrebounding its opponents moved to 10-0 with the victory Wednesday.

Beal led the way for Vanderbilt with 17 points, while Brad Tinsley added 15 points, Jeffery Taylor scored 13, and Lance Goulbourne added 10. The Commodores were without the services of sophomore big man A.J. Ogilvy, who missed the game with a foot injury. Goulbourne led all players with eight rebounds on the day.

Saint Francis was led by Grant Suprenant, who scored 11 points, and Cale Nelson, who added 10.

Saint Francis

Name	fg-a	3-a	ft-a	o-d-t	pf	tp	a	b	s	m
Jukic, f	4-10	1-1	0-0	0-5-5	4	9	2	2	0	0
Hoffman, f	2-4	0-0	3-5	2-0-2	4	7	1	0	0	1
Ford, g	0-6	0-3	3-4	0-4-4	1	3	0	4	0	2
Nelson, g	4-9	2-6	0-0	0-3-3	1	10	5	0	0	1
Jackson, g	2-5	0-0	0-0	1-0-1	3	4	2	2	1	1
McFarland	0-1	0-0	0-0	0-0-0	0	0	1	0	0	0
Orandi	2-6	1-3	1-2	0-1-1	1	6	1	0	0	0
Suprenant	4-7	3-5	0-0	0-0-2	2	11	1	3	0	0
Profeta	2-5	1-4	0-0	2-1-3	4	5	2	1	0	1
Team				1-1-2						1
Totals	20-53	8-22	7-11	6-15-21	20	55	15	13	1	6200

Vanderbilt

Name	fg-a	3-a	ft-a	o-d-t	pf	tp	a	b	s	m
McClellan, f	2-6	0-2	1-2	0-5-5	1	5	0	0	0	0
Taylor, f	5-9	0-2	3-5	3-2-5	1	13	1	2	1	1
Ezeli, c	2-4	0-0	2-2	2-3-5	1	6	0	1	2	0
Beal, g	7-10	3-6	0-1	0-1-1	1	17	3	0	0	4
Tinsley, g	5-9	3-6	2-2	0-2-2	1	15	1	2	0	0
Hinkle	2-2	0-0	3-3	0-0-0	1	7	1	0	0	0
Goulbourne	3-4	0-1	4-4	3-5-8	0	10	0	0	0	0
Meriweather	0-0	0-0	0-0	0-0-0	0	0	0	0	0	0
Noll	1-1	0-0	0-1	0-0-0	0	2	0	0	0	0
Cole	1-1	0-0	0-0	0-0-0	0	2	0	1	0	0
Tchiengang	1-3	1-2	0-0	2-4-6	4	3	0	2	0	0
Drake	1-3	0-2	1-2	1-2-3	0	3	3	0	0	0
Duffy	0-2	0-0	1-2	0-2-2	3	1	2	2	0	0
Team										
Totals	30-54	7-21	17-24	11-26-37	13	84	11	10	3	5200

Score by Periods

	1st	2nd	Total
Saint Francis	30	25	55
Vanderbilt	32	36	68

FG%: SFU: 37.7, VU: 55.6; 3FG%: SFU: 36.4, VU: 33.3;

FT%: SFU: 63.6, VU: 70.8; Officials: Bert Smith, Eugene Crawford, Everett Summers; Attendance: 12,496.

Game 14 • Jan. 3, 2009

Vanderbilt 78
 at Massachusetts 48
 Amherst, Mass. (Mullins Center)

A.J. Ogilvy had 14 points and eight rebounds as Vanderbilt blew things open in the second half and coasted to a 78-48 win over Massachusetts.

"He is a great kid," said Kevin Stallings, VU head coach. "He will get frustrated every once and a while, but when our team is having success, he is not worried about his stats.

"Throughout his career, he has been a second half player."

Lance Goulbourne added 10 points and eight rebounds, Jermaine Beal had 10 points and six assists, while Darshawn McClellan bagged 10 points to help Vanderbilt (11-3) to its sixth straight win.

The Commodores never trailed in the game, but were forced to cling to a 28-23 lead at halftime.

The tide started turning early in the second half when Vanderbilt strung together three straight 3-point hoops to push the Commodores' lead to 41-27 with 15:54 to play.

"I thought the zone was effective in the second half," added Stallings, "and I thought our man was good in the first half. We were pleased with how we played defensively."

The Commodores later were in front by as many as 34 points (72-38).

Chris Lowe had 14 points and three assists for Massachusetts (5-8). Ricky Harris added 12 points for the Minutemen, who were outrebounded, 48-28.

Vanderbilt

Name	fg-a	3-a	ft-a	o-d-t	pf	tp	a	b	s	m
McClellan, f	4-7	2-3	0-0	1-4-5	2	10	3	0	1	0
Taylor, f	3-7	0-1	1-3	2-3-5	2	7	1	1	0	1
Ogilvy, c	5-12	0-2	4-4	1-7-8	2	14	1	1	0	0
Beal, g	3-6	0-2	4-4	2-4-6	1	10	6	1	1	1
Tinsley, g	3-6	3-4	0-0	0-3-3	2	9	3	2	1	3
Hinkle	0-0	0-0	0-0	0-0-0	0	0	1	0	0	0
Ezeli	0-2	0-0	0-0	1-1-2	2	0	0	1	3	0
Goulbourne	3-8	0-1	4-4	2-6-8	1	10	0	3	1	2
Meriweather	1-1	0-0	0-0	0-0-0	0	2	0	0	0	0
Noll	0-0	0-0	0-0	0-0-0	0	0	0	0	0	0
Cole	0-0	0-0	0-0	0-0-0	0	0	0	1	0	0
Tchiengang	3-5	2-3	1-2	0-4-4	3	9	1	0	0	0
Drake	2-5	1-4	0-0	0-1-1	1	5	2	2	0	0
Duffy	1-2	0-0	0-0	0-0-0	0	2	1	0	0	0
Team				4-2-6						
Totals	28-61	8-20	14-17	13-35-48	16	78	19	12	7	7200

Massachusetts

Name	fg-a	3-a	ft-a	o-d-t	pf	tp	a	b	s	m
Gurley, f	1-8	1-6	0-0	0-1-1	4	3	1	1	0	0
Gaffney, f	1-10	0-1	2-5	1-6-7	1	4	1	1	3	3
Bonner, c	0-2	0-2	0-0	0-1-1	1	0	0	0	1	0
Harris, g	3-11	0-4	6-7	0-1-1	1	12	1	1	0	1
Lowe, g	5-12	1-3	3-4	1-1-2	0	14	3	4	0	1
Gibbs	3-4	2-3	0-0	0-3-3	0	8	0	1	0	0
Correia	0-2	0-2	0-0	0-0-0	0	0	2	0	0	1
Wilcher	1-1	0-0	0-0	0-1-1	0	2	0	0	1	0
Lynch	2-4	0-0	1-2	3-2-5	4	5	0	1	1	0
Glass	0-2	0-2	0-0	1-1-2	0	0	0	0	1	0
Team				3-2-5						
Totals	16-56	4-23	12-18	9-19-28	11	48	8	11	7	6

Score by Periods

	1st	2nd	Total
Vanderbilt	28	50	78
Massachusetts	23	25	48

FG%: VU: 45.9, UMass: 28.6; 3FG%: VU: 40.0, UMass: 17.4;

FT%: VU: 82.4, UMass: 66.7; Officials: Eugene Crawford, Michael Eades, Tracy Woodson; Attendance: 5,698.

Game 15 • Jan. 10, 2009

Vanderbilt 60
 at Kentucky 70
 Lexington, Ky. (Rupp Arena)

Jodie Meeks scored 21 points and Kentucky's defense suffocated Vanderbilt in a 70-60 victory in the Southeastern Conference opener for both schools.

"We had about a 10-minute stretch there in the second half where we let the game get away from us," Kevin Stallings, VU head coach, said. "We took some bad shots and had some turnovers and that turned into transition baskets for them.

"I thought, all in all, our guys fought hard. I was proud of the fight we had in us and I thought we played as hard as I could have hoped for."

Ramon Harris added 12 points and seven rebounds while making all five of his shots and the Wildcats (12-4, 1-0) held the Commodores (11-4, 0-1) to just 31.6 percent shooting (18 of 57) in snapping Vanderbilt's six-game winning streak.

Jermaine Beal led Vanderbilt with 18 points and Jeffery Taylor had 15 points and 11 rebounds, but the Commodores struggled without leading scorer A.J. Ogilvy. The sophomore dressed but watched the entire game from the bench after aggravating a heel injury on Friday.

"We knew he wasn't going to be able to go today morning," remarked Stallings. "He hurt his foot yesterday in the first 15 minutes of practice. We hoped it would get better in time for the game, but obviously it didn't."

The Wildcats took control during a 21-4 run early in the second half. The Commodores got as close as six in the final minute, but Kentucky made its free throws to avoid a late-game collapse.

Vanderbilt

Name	fg-a	3-a	ft-a	o-d-t	pf	tp	a	b	s	m
McClellan, f	2-10	1-5	0-0	2-5-7	3	5	1	1	0	0
Ezeli, c	0-0	0-0	2-4	2-2-4	2	2	0	2	0	0
Beal, g	5-11	1-4	7-7	0-1-1	4	18	3	1	0	1
Tinsley, g	4-15	3-10	0-0	0-1-1	1	11	0	3	1	0
Taylor, g	4-11	1-2	6-6	5-6-11	1	15	2	3	1	4
Goulbourne	1-3	0-1	0-0	1-0-1	0	2	0	1	0	0
Graham	0-0	0-0	0-0	0-0-0	0	0	0	1	0	0
Tchiengang	2-4	1-2	0-0	1-3-4	2	5	1	1	0	0
Drake	0-2	0-1	2-2	1-1-2	3	2	1	1	0	0
Duffy	0-1	0-0	0-0	0-1-1	1	0	1	1	0	0
Team				2-1-3						
Totals	18-57	7-25	17-19	14-21-35	17	60	9	15	2	5200

Kentucky

Name	fg-a	3-a	ft-a	o-d-t	pf	tp	a	b	s	m
Porter, g	2-5	0-1	4-4	0-1-1	1	8	2	2	0	1
Stevenson, f	5-6	0-0	0-0	1-1-2	2	10	2	1	3	1
Harris, g	5-5	2-2	0-1	2-5-7	3	12	3	3	0	0
Meeks, g	5-16	3-9	8-8	2-5-7	1	21	3	1	0	1
Patterson, c	5-8	0-0	1-2	0-1-1	4	11	1	1	3	0
Miller	0-4	0-2	2-2	0-6-6	0	2	0	1	0	0
Stewart	0-1	0-0	0-0	1-0-1	1	0	0	1	0	0
Liggins	0-5	0-3	1-2	0-5-5	1	1	2	1	0	2
Harrellson	2-5	1-2	0-0	2-0-2	1	5	0	1	0	0
Team				2-0-2						
Totals	24-55	6-19	16-19	10-24-34	14	70	13	12	7	5200

Score by Periods

	1st	2nd	Total
Vanderbilt	27	33	60
Kentucky	31	39	70

FG%: VU: 31.6, UK: 43.6; 3FG%: VU: 28.0, UK: 31.6;

FT%: VU: 89.5, UK: 84.2; Officials: Ted Valentine, Doug Shows, Lee Cassell; Attendance: 24,249.

2008-09 SEASON RECAPS

Game 16 • Jan. 14, 2009

Georgia..... 40
 at Vanderbilt 50
 Nashville, Tenn. (Memorial Gym)

A.J. Ogilvy scored 18 points and Vanderbilt beat Georgia 50-40 on Wednesday night in the lowest scoring game for both teams this season.

The preseason All-SEC player had missed two of the past three games for Vanderbilt with a bone bruise in his right heel, including the Commodores' SEC opener last weekend in Kentucky. But Ogilvy started, played 29 minutes and helped Vanderbilt (12-4, 1-1) win for the seventh time in eight games as they opened league play at home.

Georgia (9-8, 0-2) lost its fourth straight overall. The Bulldogs had leads in each of the previous three games, blowing big leads in the second half of two of those including last weekend's loss to Tennessee. This time, they led only briefly in the opening minutes.

Terrance Woodbury scored 10 points for the Bulldogs. Vanderbilt now has won four straight in this series.

Georgia												
Name	fg-a	3-a	ft-a	o-d-t	pf	tp	a	to	b	s	m	
Thompkins, f3-15	0-4	0-0	1-3-4	3	6	1	3	1	1	1	29	
Jackson, f	3-4	0-0	2-3-5	4	6	1	1	0	1	19		
Swansey, g	0-3	0-1	0-0	1-1-2	0	0	3	3	0	0	19	
Butler, g	1-3	1-2	0-2	2-1-3	2	3	1	1	0	1	28	
Woodbury, g4-12	2-6	0-0	1-2-3	2	10	0	2	0	2	29		
Ware	1-4	1-2	0-0	0-2-2	1	3	1	2	0	0	21	
Barnes	2-4	0-0	0-0	3-0-3	4	4	1	1	1	2	13	
McPhee	0-2	0-2	0-0	0-1-1	0	0	0	0	0	0	5	
Leslie	2-4	0-0	0-0	0-4-4	0	4	0	2	1	1	18	
Price	2-3	0-0	0-0	1-2-3	1	4	1	4	1	0	19	
Team				3-6-9							1	
Totals	18-54	4-17	0-2	14-25-39	17	40	9	20	4	8200		

Vanderbilt												
Name	fg-a	3-a	ft-a	o-d-t	pf	tp	a	to	b	s	m	
McClellan, f	1-5	0-2	0-0	1-2-3	0	2	1	3	1	0	20	
Taylor, f	3-5	0-1	0-0	0-3-3	0	6	0	4	1	1	26	
Ogilvy, c	6-9	0-0	6-9	1-3-4	2	18	0	1	2	4	29	
Beal, g	4-10	1-4	0-0	0-5-5	0	9	2	0	1	1	34	
Tinsley, g	1-6	0-4	2-2	0-3-3	0	4	4	1	0	0	27	
Ezeli	0-1	0-0	0-0	0-1-1	0	0	0	0	1	0	11	
Goulbourne	3-5	1-1	0-0	1-0-1	1	7	0	1	0	1	16	
Tchiengang	1-5	0-3	0-0	1-2-3	4	2	3	1	0	0	20	
Drake	1-3	0-1	0-0	1-4-5	1	2	1	1	1	3	17	
Team				0-0-0								
Totals	20-49	2-16	8-11	5-23-28	8	50	11	12	7	10200		

Score by Periods	1st	2nd	Total
Georgia	18	22	40
Vanderbilt	26	24	50

FG%: UGA: 33.3, VU: 40.8; 3FG%: UGA: 23.5, VU: 12.5;
 FT%: UGA: 0.0, VU: 72.7; Officials: Joe Lindsay, Bob Donato, Doug Sirmons;
 Attendance: 13,972.

Game 17 • Jan. 17, 2009

Vanderbilt 66
 at Mississippi State..... 73
 Starkville, Miss. (Humphrey Coliseum)

Ravenn Johnson scored 18 points to lead Mississippi State to a 73-66 victory over Vanderbilt on Saturday night. The Bulldogs (13-5, 3-0 Southeastern Conference) led 32-27 at the half and took control of the game with a 14-3 run early in the second half.

Vanderbilt (12-5, 1-2) pulled within six with 1:50 remaining, but never pulled closer.

Mississippi State shot 48 percent from the field and hit nine of its first 12 shots to open the second half.

The Commodores committed 17 turnovers, resulting into 19 points for Mississippi State.

Johnson was 6 of 12 from the field, including four 3-pointers.

Dee Bost added 16 points and six assists for the Bulldogs. Phil Turner chipped in 14 points.

Jeffery Taylor paced the Commodores with 18 points. Jermaine Beal and A.J. Ogilvy added 14 points each and Brad Tinsley had 10.

Vanderbilt												
Name	fg-a	3-a	ft-a	o-d-t	pf	tp	a	to	b	s	m	
McClellan, f	1-3	0-1	0-0	1-3-4	1	2	1	0	0	0	21	
Taylor, f	8-14	2-3	0-1	3-1-4	4	18	4	2	0	1	35	
Ogilvy, c	6-9	0-0	2-3	0-6-6	4	14	1	4	2	1	26	
Beal, g	5-12	1-5	3-4	0-3-3	4	14	1	3	0	2	30	
Tinsley, g	5-8	2-3	0-0	1-2-3	1	12	2	4	0	0	33	
Hinkle	0-0	0-0	0-0	0-0-0	0	0	1	0	0	0	2	
Ezeli	1-2	0-0	0-0	1-3-4	1	2	0	2	1	0	13	
Goulbourne	1-6	0-3	0-0	1-5-6	1	2	0	1	0	1	18	
Graham	0-1	0-1	0-0	0-0-0	0	0	0	0	0	0	1	
Tchiengang	1-5	0-1	0-0	2-1-3	1	2	0	0	0	0	9	
Drake	0-2	0-1	0-0	1-0-1	3	0	0	1	0	1	12	
Team				3-0-3								
Totals	28-62	5-18	5-8	13-24-37	20	66	10	17	3	6200		

Mississippi State												
Name	fg-a	3-a	ft-a	o-d-t	pf	tp	a	to	b	s	m	
Varnado, c	4-5	0-0	0-0	1-5-6	4	8	0	3	3	2	25	
Johnson, g	6-12	4-6	2-2	0-5-5	3	18	1	0	0	0	37	
Bost, g	4-8	0-3	8-9	2-3-5	1	16	6	1	0	2	35	
Stewart, g	3-9	1-5	0-1	0-2-2	0	7	3	2	0	0	36	
Turner, g	4-7	2-3	4-4	0-3-3	2	14	3	1	0	4	27	
Beckham	0-1	0-0	0-0	0-3-3	0	0	1	2	1	0	5	
Osby	1-3	0-0	0-0	1-1-2	0	2	0	1	1	1	13	
Benock	0-1	0-1	1-2	1-0-1	0	1	0	1	0	0	7	
Johnson	0-0	0-0	1-2	0-0-0	0	1	0	0	0	0	5	
Bailey	2-4	0-0	2-2	0-0-0	1	6	0	1	1	1	10	
Team				1-0-1								
Totals	24-50	7-18	18-22	5-23-28	11	73	14	12	6	10200		

Score by Periods	1st	2nd	Total
Vanderbilt	27	39	66
Mississippi State	32	41	73

FG%: VU: 45.2, MSU: 48.0; 3FG%: VU: 27.8, MSU: 38.9;
 FT%: VU: 62.5, MSU: 81.8; Officials: Tony Greene, Anthony Jordan, Pat Adams; Attendance: 9,268.

Game 18 • Jan. 17, 2009

Tennessee 76
 at Vanderbilt 63
 Nashville, Tenn. (Memorial Gym)

Wayne Chism scored 16 of his 20 points in the first half, and Tennessee beat Vanderbilt 76-63 on Tuesday night.

"I thought Chism really got them going," Kevin Stallings, VU head coach, said. "He played well, not just with those (early) threes. He also played well thereafter."

Tyler Smith scored 18 points, J.P. Prince had 16 and Scotty Hopson added 11 as Tennessee won its second straight and third in four games.

Vanderbilt (12-6, 1-3) lost its second straight and for the third time in four games. The Commodores came in tied for the nation's stingiest field goal percentage defense, but struggled to find the basket themselves. They went about eight minutes between field goals in the first half and missed 22 of 27 shots.

"It just seemed like there was a lid on that basket in the first half," noted Stallings. "We dug ourselves a hole and every time we needed to make something happen in the second half, we seemed like we'd miss a shot or a free throw."

George Drake came off the bench and led VU with 16 points. Brad Tinsley added 10. Vanderbilt's three leading scorers -- A.J. Ogilvy, Jermaine Beal and Jeffery Taylor -- were a combined 3 of 20.

Tennessee												
Name	fg-a	3-a	ft-a	o-d-t	pf	tp	a	to	b	s	m	
Smith, f	5-11	0-2	8-9	2-5-7	3	18	5	2	0	1	30	
Williams, c	1-3	0-0	0-0	2-3-5	2	2	0	2	0	0	22	
Maze, g	1-4	0-2	2-2	0-2-2	0	4	3	2	0	0	24	
Prince, g	6-8	0-0	4-4	1-4-5	3	16	4	0	1	0	30	
Hopson, g	4-10	1-3	2-3	1-1-2	1	11	1	0	0	1	29	
Woodridge	0-0	0-0	0-0	0-0-0	0	0	0	0	0	0	4	
Chism	8-11	2-3	2-5	1-6-7	5	20	0	2	2	0	26	
Negedu	0-1	0-0	0-0	0-0-0	2	0	0	0	0	0	3	
Tatum	1-4	1-3	0-0	0-1-1	4	3	0	2	0	0	16	
Tabb	1-2	0-0	0-0	1-1-2	1	2	1	0	0	0	16	
Team				1-2-3							2	
Totals	27-54	4-13	18-23	9-25-34	21	76	14	12	3	2200		

Vanderbilt												
Name	fg-a	3-a	ft-a	o-d-t	pf	tp	a	to	b	s	m	
McClellan, f	0-2	0-2	0-0	0-0-0	1	0	0	2	0	0	16	
Taylor, f	1-7	1-2	3-4	3-4-7	5	6	0	3	1	1	22	
Ogilvy, c	1-6	0-0	5-8	2-2-4	2	7	1	1	2	0	29	
Beal, g	1-7	0-5	6-7	1-4-5	2	8	1	2	0	0	34	
Tinsley, g	3-10	2-8	2-2	0-2-2	0	10	2	0	0	1	30	
Hinkle	1-1	1-1	0-0	1-1-2	0	3	0	0	0	0	7	
Ezeli	1-1	0-0	0-0	1-3-4	0	2	0	2	1	0	13	
Goulbourne	1-4	0-1	0-0	2-1-3	4	2	1	1	0	1	11	
Graham	0-0	0-0	0-0	0-0-0	0	0	1	0	0	0	1	
Tchiengang	3-5	2-2	1-2	1-1-2	5	9	1	1	0	0	16	
Drake	8-15	0-2	0-0	3-3-6	3	16	1	1	0	2	21	
Team				2-2-4								
Totals	20-58	6-23	17-23	16-23-39	22	63	8	13	4	5200		

Score by Periods	1st	2nd	Total
Tennessee	28	48	76
Vanderbilt	20	43	63

FG%: UT: 50.0, VU: 34.5; 3FG%: UT: 30.8, VU: 26.2;
 FT%: UT: 78.3, VU: 73.9; Officials: Tom Eades, Joe Lindsay, Doug Sirmons;
 Attendance: 14,057.

THE LAST TIME...

VANDERBILT INDIVIDUALS

Scoring:

Scored 25 points – A.J. Ogilvy (25) vs. VCU, 11/30/2008

Scored 30 points – Shan Foster (32), vs. Tennessee, 2/26/2008

Scored 35 points – Billy McCaffrey (35), vs. Georgia, 2/24/1993

Scored 40 points – Shan Foster (42) vs. Mississippi State, 3/5/2008

Two Players Had 20 Points –

A.J. Ogilvy (20) and Jermaine Beal (20) vs. South Florida, 12/16/2008

Three Players Had 20 Points – Derrick Byars (28), Shan Foster (21) and Ross Neltner (20) vs. Toledo, 12/2/2006

Scored 20 Points in Two Straight Games

– A.J. Ogilvy vs. Tennessee Tech (20), 12/20/2008; vs. Furman (22), 12/22/2008

Scored 20 Points in Three Straight Games

– A.J. Ogilvy vs. South Florida Georgia (20), 12/16/2008; vs. Tennessee Tech (20), 12/20/2008; vs. Furman (22), 12/22/2008

Scored 20 Points in Four Straight Games

– Shan Foster vs. Georgia (29), 2/23/2008; vs. Tennessee (32), 2/26/2008; at Arkansas (22), 3/1/2008; vs. Mississippi State (42), 3/5/2008

Scored 20 Points in Five Straight Games

– Shan Foster vs. Georgia (29), 2/23/2008; vs. Tennessee (32), 2/26/2008; at Arkansas (22), 3/1/2008; vs. Mississippi State (42), 3/5/2008; at Alabama (21), 3/8/2008

Scored 20 Points in Six Straight Games

– Shan Foster vs. Georgia (29), 2/23/2008; vs. Tennessee (32), 2/26/2008; at Arkansas (22), 3/1/2008; vs. Mississippi State (42), 3/5/2008; at Alabama (21), 3/8/2008; vs. Auburn (26), 3/13/2008

Five Players Scored in Double Figures –

Shan Foster (18), Alex Gordon (18), Ross Neltner (16), Jermaine Beal (10) and A.J. Ogilvy (10) vs. LSU, 1/19/2008

Six Players Scored in Double Figures

– Jeffery Taylor (16), George Drake (14), Jermaine Beal (12), Festus Ezeli (11), Brad Tinsley (11), and A.J. Ogilvy (10) vs. Central Arkansas, 11/26/2008

Four Players with 15 or more points

– Julian Terrell (17), Shan Foster (16), Derrick Byars (15) and DeMarre Carroll (15) vs. UNC Greensboro, 11/22/2005

Double-Doubles:

Double-Double – Jeffery Taylor (15 points, 11 rebounds) at Kentucky, 1/10/2009

20-10 game – A.J. Ogilvy (20 points, 13

rebounds) vs. South Florida, 12/16/2008

30-10 game – Matt Freije (32 points, 13 rebounds) vs. Indiana, 11/24/2003

Back-to-back 20-10 games – Matt Freije vs. South Carolina (26 points, 11 rebounds) 1/28/04; vs. Kentucky (20 points, 11 rebounds) 1/31/04

Double-Double in Points and Rebounds – Jeffery Taylor (15 points, 11 rebounds) at Kentucky, 1/10/2009

Double-Double in Points and Assists – Alex Gordon (16 points, 10 assists) vs. Furman, 11/20/2005

Double-Double in Points and Blocks – Never

Double-Double in Points and Steals – Never

Double-Double in Two Consecutive games – Matt Freije vs. South Carolina (26 points, 11 rebounds) 1/28/04; vs. Kentucky (20 points, 11 rebounds) 1/31/04

Double-Double in three consecutive games – Dan Langhi vs. Notre Dame (33 points, 10 rebounds) 11/21/1998; vs. Morehead State (18 points, 10 rebounds) 11/24/1998; vs. Ohio State (14 points, 17 rebounds) 11/28/1998

Two players record double-double –

A.J. Ogilvy (19 points, 11 rebounds) and Jeffery Taylor (13 points, 11 rebounds) vs. Middle Tennessee, 11/24/2008

Field Goals:

Made 10 FG in a game – Shan Foster (10) vs. South Alabama, 11/29/2007

Made 11 FG in a game – A.J. Ogilvy (11) vs. VCU, 11/30/2008

Made 12 FG in a game – A.J. Ogilvy (12) vs. Auburn, 3/13/2008

Made 16 FG in a game – Shan Foster (16) vs. Mississippi State, 3/5/2008

Attempted 15 FG in a game – Brad Tinsley (15) at Kentucky, 1/10/2009

Attempted 16 FG in a game – Shan Foster (16) at Alabama, 3/8/2008

Attempted 17 FG in a game – A.J. Ogilvy (17) vs. VCU, 11/30/2008

Attempted 18 FG in a game – Shan Foster (18) vs. Georgia, 2/23/2008

Attempted 19 FG in a game – Shan Foster (21) vs. South Alabama, 11/29/2007

Attempted 20 FG in a game – Shan Foster (25) vs. Mississippi State, 3/5/2008

Three-Pointers:

Made 5 3-pointers in a game – Brad Tinsley (5) vs. Drake, 11/29/2008

Made 6 3-pointers in a game – Shan Foster (6) vs. Auburn, 3/13/2008

Made 7 3-pointers in a game – Alex Gordon (7) vs. Georgia, 2/23/2008

Made 8 3-pointers in a game – Shan Foster (8) vs. UMass, 1/5/2008

Made 9 3-pointers in a game – Shan Foster (9) vs. Mississippi State, 3/5/2008

Attempted 10 3-pointers in a game – Brad Tinsley (10) at Kentucky, 1/10/2009

Attempted 15 3-pointers in a game – Shan Foster (15) vs. Mississippi State, 3/5/2008

Free Throws:

Made 8 FT in a game – A.J. Ogilvy (8) vs. Tennessee Tech, 12/20/2008

Made 9 FT in a game – A.J. Ogilvy (9) vs. Alabama A&M, 12/10/2008

Made 10 FT in a game – A.J. Ogilvy (10) vs. Furman, 12/22/2008

Made 11 FT in a game – A.J. Ogilvy (12) vs. Iona, 12/31/2007

Made 18 FT in a game – Matt Freije (18) vs. Indiana, 11/24/2003

Attempted 10 FT in a game – A.J. Ogilvy (13), vs. Furman, 12/22/2008

Attempted 15 FT in a game – Matt Freije (18) vs. Indiana, 11/24/03

Rebounds:

10 Rebounds in a game – Jeffery Taylor (11), at Kentucky, 1/10/2009

15 Rebounds in a game – Dawid Przybyszewski (16) vs. Toledo, 11/19/2004

10+ Rebounds in Three Consecutive Games – Dan Langhi (10) vs. Notre Dame, 11/21/1998; (10) vs. Morehead State, 11/24/1998; (17) vs. Ohio State, 11/28/1998

Assists:

8 Assists – Keegan Bell (8) at DePaul, 12/12/2007

9 Assists – Jermaine Beal (9) vs. LSU, 1/19/2008

10 Assists – Alex Gordon (10), vs. Furman, 11/20/2005

11 Assists – Mario Moore (13) vs. Arkansas, 2/19/2005

12 Assists – Mario Moore (13) vs. Arkansas, 2/19/2005

13 Assists – Mario Moore (13) vs. Arkansas, 2/19/2005

14 Assists – Billy McCaffrey (14) vs. Kentucky, 1/13/1993

5+ Assists in Four Consecutive Games – Jermaine Beal (6) vs. South Carolina, 1/9/2008; at Kentucky (5), 1/12/2008; at Tennessee (5), 1/17/2008; vs. LSU (9), 1/19/2008

8+ Assists in Two Consecutive Games – Atiba Prater (9) at Georgia, 2/2/2000; (9) vs. Boston College, 2/6/2000

Blocks:

4 Blocked Shots – A.J. Ogilvy (4) vs. UIC, 12/3/2008

5 Blocked Shots – A.J. Ogilvy (5) at Kentucky, 1/12/2008

6 Blocked Shots – Julian Terrell (6) vs. Appalachian State, 12/22/2003

7 Blocked Shots – Will Perdue (7) vs. East Carolina, 12/28/1987

Steals:

4 Steals – A.J. Ogilvy (4) vs. Georgia, 1/14/2009

5 Steals – Derrick Byars (5) vs. Florida, 2/17/2007

6 Steals – Dan Cage (6) vs. Furman, 11/28/2006

7 Steals – James Strong (8) vs. Morehead State, 11/24/1998

8 Steals – James Strong (8) vs. Morehead State, 11/24/1998

Minutes:

Played every minute –
Played over 40 minutes – Shan Foster (43) and Alex Gordon (43) vs. Mississippi State, 3/5/2008

Fouls:

Technical Foul – Ross Neltner, at Arkansas, 3/1/2008

Fouled Out – Steve Tchiengang, vs. Tennessee, 1/21/2009

Two Players Fouled Out – Steve Tchiengang and Jeffery Taylor vs. Tennessee, 1/20/2009

Three Players Fouled Out – Jason Holwerda, Julian Terrell and Ted Skuchas vs. Oregon, 12/4/2004

TEAM

Started the game with Opponent Technical Foul – Furman bench, 12/22/2008

Scored 100 or more points – 102 vs. UPR-Mayaguez 12/19/2006 (W, 102-59)

Scored 100 or more points (SEC game) – 101 vs. Georgia 3/1/2000 (W, 101-89)

Scored 110 or more points – 113 vs. Alabama A&M 12/30/1998 (W, 113-71)

Scored 110 or more points (SEC game) – 111 vs. Alabama 2/21/1972 (W, 111-91)

Scored 120 or more points – 130 vs. Ole Miss 12/22/1970 (W, 130-112)

Scored 120 or more points (SEC game) – 130 vs. Ole Miss 12/22/1970 (W, 130-112)

Scored 130 or more points – 130 vs. Ole Miss 12/22/1970 (W, 130-112)

Scored Less than 50 points – 44 vs. Kentucky, 3/5/2003 (L, 44-106)

Scored 20 or less points in half – 20 vs. Tennessee, 1/20/2009

Scored 90+ points in three consecutive games - 95 vs. Bradley, 11/24/2007 (W, 95-86); 91 vs. South Alabama, 11/29/2007 (W, 91-88); vs. Georgia Tech, 12/1/2007 (W, 92-79)

Allowed 90 or more points – 90, South Carolina, 2/28/2007 (W, 99-90)

Allowed 100 or more points – 106, Kentucky, 3/5/2003 (L, 44-106)

Allowed Less than 50 points – 48, Massachusetts, 1/3/2009 (W, 78-48)

Allowed 40 or Less points – 40, Georgia, 1/14/2009 (W, 50-40)

THE LAST TIME...

Shot 50% or better – .556 vs. St. Francis, 12/31/2008 (W, 84-65)

Shot 60% or better – .673 vs. Auburn, 3/13/2008 (W, 93-82)

Shot lower than 30% – .298 at Tennessee 2/10/2007 (L, 57-84)

Allowed 60% shooting – .609 by Georgia Tech, 1/3/2006 (L, 67-76)

Scored 100 points in two consecutive games – 111 vs. North Alabama 12/20/1980 (W, 111-79) and 111 vs. Memphis 12/23/1980 (W, 111-96)

Scored 100 points in three consecutive games – Never

Scored 100 points in Consecutive SEC games – 104 vs. LSU 2/19/1972 (W, 104-83) and 111 vs. Alabama 2/21/1972 (W, 111-91)

Won game by 70 points or more – 71 vs. Union (Tenn.) (W, 95-24), 1911-12

Won game by 60 points or more – 71 vs. Union (Tenn.) (W, 95-24), 1911-12

Won game by 50 points or more – 51 vs. Army (W, 92-41) 11/14/1998

Game decided by one point – vs. Mississippi State, 3/5/2008 (W, 86-85)

Two consecutive games decided by one point – at South Carolina (L, 70-71) 1/7/1998 and Tennessee (W, 80-79) 1/10/1998

Three consecutive games decided by one point – Never

Shot 90% or Better from Free Throw Line – 1.000 vs. Mississippi State (11-11) 3/5/2008

Shot less than 50% from Free Throw Line – .455 vs. Oregon (5-11) 11/30/2005

Attempted 30 FT – vs. VCU, 11/30/2008

Attempted 40 FT – vs. Boston College (40), 12/30/2000

Attempted five or less FT – at Ole Miss (4), 1/30/2008

Made 20 FT – 21 vs. Alabama A&M (12/10/2008)

Made 30 FT – 30 vs. Iona, 12/31/2007

Won an Overtime Game – vs. Mississippi State, 3/5/2008 (W, 86-85)

Lost an Overtime Game – at Alabama, 3/8/2008 (L, 78-73)

Played Two Overtimes – at Kentucky, 1/12/2008 (L, 79-73)

Played Three Overtimes – at Ole Miss 2/17/1982 (L, 51-48)

Played Four Overtimes – at Ole Miss 2/17/1982 (L, 51-48)

Played consecutive games that went to overtime – vs. Mississippi State 3/5/2008 (W, 86-85) and at Alabama, 3/8/2008 (L, 78-73)

OPPONENTS INDIVIDUALS

Scoring:

Scored 25 points – Josh Mayo (30) vs. Illinois-Chicago, 12/3/2008

Scored 30 points – Josh Mayo (30) vs. Illinois-Chicago, 12/3/2008

Scored 35 points – Lester Hudson (36) vs. Tennessee-Martin, 12/29/2007

Scored 40 points – Morris Almond (44), Rice, 1/3/2007

Two Players Had 20 Points – Josh Mayo (30) and Robo Kreps (23) vs. Illinois-Chicago, 12/3/2008

Five Players Scored in Double Figures Kenny Hasbrouck (30), Tay Fisher (19), Ronald Moore (11), Edwin Ubiles (11) and Alex Franklin (10) vs. Siena, 3/21/2008

Six Players Scored in Double Figures – Bam Doyno (22), Dwayne Curtis (12), Todd Abernethy (11), Clarence Sanders (11), Polynice (10) and Williams (10), vs. Ole Miss, 1/27/2007

Four Players with 15 or more points – Erik Daniels (20), Marquis Estill (17), Kelenna Azubuike (16) and Gerald Fitch (15) vs. Kentucky, 3/5/2003

Double-Doubles:

Double-Double – Daniel Northern (14 points and 18 rebounds) vs. Tennessee Tech 12/20/2008

Triple-Double – Jamont Gordon (15 points, 12 rebounds and 10 assists) vs. Mississippi State, 2/21/2007

20-10 game – Mykal Riley (26 points, 10 rebounds) at Alabama, 3/8/2008

30-10 game – Morris Almond (44 points, 12 rebounds) at Rice, 1/3/2007

Double-Double in Points and Rebounds

– Daniel Northern (14 points and 18 rebounds) vs. Tennessee Tech, 12/20/2008

Double-Double in Points and Assists – Nick Calathes (15 points, 10 assists) at Florida, 1/27/2008

Two players record double-double

– Mykal Riley (26 points, 10 rebounds) and Richard Hendrix (12 points, 11 rebounds) at Alabama, 3/8/2008

Field Goals:

Made 10 FG in a game – Robo Kreps (10) vs. Illinois-Chicago, 12/3/2008

Made 11 FG in a game – Josh Mayo (11) vs. Illinois-Chicago, 12/3/2008

Made 12 FG in a game – Eric Maynor (12) vs. VCU, 11/30/2008

Made 13 FG in a game – Lester Hudson (13) vs. Tennessee-Martin, 12/29/2007

Attempted 15 FG in a game – Howard Thompkins (16) vs. Georgia, 1/14/2009

Attempted 16 FG in a game – Jodie Meeks (16) at Kentucky, 1/10/2009

Attempted 17 FG in a game – Gerald Robinson (17) vs. Tennessee State, 12/22/2007

Attempted 18 FG in a game – Trant Simpson (18) vs. Alabama A&M, 12/10/2008

Attempted 19 FG in a game – Eric Maynor (19) vs. VCU, 11/30/2008

Attempted 20 FG in a game – Josh Mayo

(20) vs. Illinois-Chicago, 12/3/2008

Attempted 25 FG in a game – Lester Hudson (26) vs. Tennessee-Martin, 12/29/2007

Three-Pointers:

Made 5 3-pointers in a game – Demetri McCamey (5) vs. Illinois, 11/20/2008

Made 6 3-pointers in a game – Tay Fisher (6) vs. Siena, 3/21/2008

Made 7 3-pointers in a game – Lester Hudson (7) vs. Tennessee-Martin, 12/29/2007

Made 8 3-pointers in a game – Josh Mayo (8) vs. Illinois-Chicago, 12/3/2008

Attempted 10 3-pointers in a game – Josh Mayo (10) vs. Illinois-Chicago, 12/3/2008

Free Throws:

Made 8 FT in a game – Tyler Smith (8) vs. Tennessee, 1/21/2009

Made 9 FT in a game – Dominique Jones (9) vs. South Florida, 12/16/2008

Made 10 FT in a game – Kenny Hasbrouck (10) vs. Siena, 3/21/2008

Made 11 FT in a game – Iman Shumpert (11) at Georgia Tech, 12/6/2008

Made 17 FT in a game – Morris Almond (17) at Rice, 1/3/2007

Attempted 10 FT in a game – Dominique Jones (12) vs. South Florida, 12/16/2008

Attempted 13 FT in a game – Patrick Patterson (13) at Kentucky, 1/12/2008

Attempted 14 FT in a game – Iman Shumpert (14) at Georgia Tech, 12/6/2008

Attempted 15 FT in a game – Morris Almond (19) at Rice, 1/3/2007

Rebounds:

10 Rebounds in a game – Gani Lawal (12) and Alade Aminu (11) at Georgia Tech, 12/6/2008

15 Rebounds in a game – Tyler Smith (17) vs. Tennessee, 2/26/2008

18 Rebounds in a game – Daniel Northern (18) vs. Tennessee Tech, 12/20/2008

20 Rebounds in a game – Roy Rogers (20) at Alabama, 1/3/1996

Assists

8 Assists – Chester Frazier (8) vs. Illinois, 11/20/2008

9 Assists – DeWayne Reed (9) vs. Auburn, 3/13/2008

10 Assists – Nick Calathes (10) at Florida, 1/27/2008

11 Assists – Taliek Brown (11) at Connecticut, 1/19/2001

12 Assists – G.G. Smith (12) vs. Georgia, 2/3/1999

Blocks:

4 Blocked Shots – Alade Aminu (4) at Georgia Tech, 12/6/2008

5 Blocked Shots – Larry Sanders (5) vs. VCU, 11/30/2008

6 Blocked Shots – Ronald Douglas (6) vs. South Alabama, 11/29/2007

7 Blocked Shots – Mickell Gladness (7)

vs. Alabama A&M, 12/29/2006

Steals:

4 Steals – Phil Turner (4) at Miss. State, 1/17/2009

5 Steals – Eric Maynor (5) vs. VCU, 11/30/2008

6 Steals – Corey Brewer (6) vs. Florida, 2/17/2007

7 Steals – Aaron Lucas (7) at South Carolina, 1/19/2002

8 Steals – Steve Wojochowski (8) at Duke, 11/22/1996

Minutes:

Played every minute – Sundiata Gaines (40) vs. Georgia, 2/23/2008

Played over 40 minutes – Mykal Riley (42) at Alabama, 3/9/2008

Fouls:

Technical Foul – Wayne Chism vs. Tennessee, 1/20/2009

Fouled Out – Wayne Chism vs. Tennessee, 1/20/2009

Two Players Fouled Out – Shane Burrell and John Smith vs. Alabama A&M, 12/10/2008

OPPONENT – TEAM

Scored 100 or more points – 106 at Kentucky 3/5/2003 (L, 44-106)

Scored 110 or more points – 120 vs. Kentucky 2/7/1996 (L, 81-120)

Scored 120 or more points – 120 vs. Kentucky 2/7/1996 (L, 81-120)

Scored 130 or more points – Never

Scored Less than 50 points – 48 vs. Massachusetts 1/3/2009 (W, 78-48)

Scored Less than 40 points – 40 vs. Georgia 1/14/2009 (W, 50-40)

Shot 50% or Better – .500 vs. Tennessee, 1/20/2009 (L, 76-63)

Shot 60% or Better – .609 at Georgia Tech, 1/3/2006 (L, 76-67)

Shot less than 30% FG – .286 at Massachusetts, 1/3/2009 (78-48)

Held Opponent Without a 3-Pointer – vs. Tulane 12/7/2002 (W, 66-46)

Shot 90% or Better from Free Throw Line – 1.000 vs. South Carolina, 1/9/2008

Shot less than 50% from Free Throw Line – .000 vs. Georgia, 1/14/2009

Attempted 30 FT – 31 at Georgia Tech, 12/6/2008

Attempted 40 FT – 42 at Mississippi State, 2/12/2007

Attempted five or less FT – 2 vs. Georgia, 1/14/2009

Made 20 FT – 20 at Georgia Tech, 12/6/2008

Made 30 FT – 35 at Florida, 2/7/2004

Made 0 FT – Georgia, 1/14/2009

Had 20 Turnovers – 20 vs. Georgia 1/14/2009

Had 25 Turnovers – N/A

PLAYER BIOS

NO. 0 — JERMAINE BEAL

G ★ 6-3 ★ 207 ★ JR.-3RD
DESOTO, TEXAS (DESOTO)

General Summary: Long, physical guard with court savvy and ability to distribute the basketball...Set a new Commodore record for assists by a sophomore in 2007-08 with 158.

2008-09 (Junior): Scored 10 points on three for five shooting in season opener against Morehead State (11/16) ... Tallied 12 points, 5 rebounds and four assists in 37 minutes against MTSU (11/24) ... Scored 12 points vs. UCA (11/26) ... Named to the Cancun Challenge All-Tournament Team after averaging 14 ppg, 5 reb and 5.5 ast. in final two games...Posted all-around effort against Alabama A&M (12/10) with 14 pts., 5 reb. and 5 ast... Scored a career-high 20 points on 7-12 shooting in win over USF (12/16)...

Tallied 15 points on 5-6 shooting and grabbed five rebounds in win over Furman (12/22)... Scored in double figures for the second straight game with 17, tying a career-high with seven field goals made against St. Francis (12/31)... Also set a career-high with four steals against St. Francis... Posted an all-around effort of 10 pts., six boards and six assists in win over UMass... Scored a team-high 18 pts in loss to Kentucky (1/10)...Tallied 14 points at Miss. State (1/17/09)

Personal: Jermaine Darnell Beal ... Born Nov. 4, 1987 in Dallas, Texas ... Son of James and Rubye Beal ... Has an older brother, James Beal Jr. ... Nickname is "Dolla Beal" ... Majoring in human and organizational development ... Advice to youngsters: "Work hard, have fun and enjoy life" ... Chose Vanderbilt over Baylor, Oklahoma, Texas and SMU.

2008-09 GAME-BY-GAME STATISTICS

Date	Opponent	M	FG-A	3P-A	FT-A	Reb	PF	A	T	B	S	PTS
N16	Morehead State*	24	3-5	1-2	3-3	1	0	1	4	0	3	10
N20	Illinois*	34	1-7	1-4	3-4	6	3	7	1	0	0	6
N24	MTSU*	37	4-11	2-4	2-2	5	3	4	3	0	2	12
N26	Central Arkansas*	29	3-9	1-5	5-7	4	2	3	1	1	0	12
N29	vs. Drake*	37	4-8	3-5	3-4	6	2	5	1	0	2	14
N30	vs. VCU*	36	2-5	2-3	8-8	4	2	6	2	0	0	14
D3	UIC*	23	1-4	1-1	4-4	2	0	0	3	0	1	7
D6	at Ga. Tech*	35	1-8	0-4	3-4	5	4	3	1	0	3	5
D10	Alabama A&M*	28	4-5	1-1	5-6	5	0	5	2	0	3	14
D16	vs. USF*	35	7-12	3-6	3-3	5	0	2	1	1	3	20
D20	Tennessee Tech*	33	3-8	3-4	0-0	4	2	3	1	0	0	9
D22	Furman*	28	5-6	3-4	2-2	5	1	0	0	0	0	15
D31	St. Francis*	25	7-10	3-6	0-1	1	1	3	0	0	4	17
J3	at UMass*	30	3-6	0-2	4-4	6	1	6	1	1	1	10
J10	at Kentucky*	36	5-11	1-4	7-7	1	4	3	1	0	1	18
J14	Georgia*	34	4-10	1-4	0-0	5	0	2	0	1	1	9
J17	at Miss. State*	30	5-12	1-5	3-4	3	4	1	3	0	2	14
J20	Tennessee*	34	1-7	0-5	6-7	5	2	1	2	0	0	8
J25	Florida											
J28	at South Carolina											
J31	at Auburn											
F5	Alabama											
F7	Ole Miss											
F14	at Tennessee											
F17	Kentucky											
F21	at Florida											
F25	at Georgia											
F28	South Carolina											
M4	at LSU											
M8	Arkansas											

* Started game

CAREER STATISTICS AT VANDERBILT

Year	GP	GS	Min	Avg	FG	FGA	Pct.	3pt	3ptA	Pct	FT	FTA	Pct	Off	Def	Tot	Avg	PF	FO	Ast	TO	Blk	Stl	Pts	Avg
2006-07	34	2	572	16.8	33	98	.337	10	38	.263	52	65	.800	9	52	61	1.8	47	0	61	45	3	36	128	3.8
2007-08	34	33	935	27.5	71	185	.384	31	99	.313	84	111	.757	20	52	72	2.1	62	0	158	51	1	25	257	7.6
2008-09	18	18	568	31.6	63	144	.438	27	69	.391	61	70	.871	4	69	73	4.1	31	0	55	27	4	26	214	11.9
TOTAL	86	53	2075	24.1	167	427	.391	68	206	.330	197	246	.801	33	173	206	2.4	140	0	274	123	8	87	599	7.0

NO. 15 — ELLIOTT COLE

G ★ 5-11 ★ 175 ★ SO.-2ND
MEMPHIS, TENN. (MEMPHIS U. SCHOOL)

General Summary: Joined the team at the start of the 2007-08 season as a walk on.

2008-09 (Sophomore): Saw action in first game against Morehead State (11/16)... Played two minutes vs. UCA...Scored the first point of his collegiate career with free throw against Alabama A&M (12/10)... Made first career field goal in season-high four minutes of action versus St. Francis (12/31).

2007-08 (Freshman): Saw action in five games as a freshman...Grabbed a rebound in three out of the five games he played in... Seen action in four consecutive games (12/10 - 12/22).

Memphis University School: Named the school's best offensive player and MVP in his senior year in route to the team capturing the Division II state championship...Was also a TSSAA All-State member in 2007 and the TSSAA state tournament MVP for Division II...Averaged 17.3 points, 4.0 rebounds, 4.0 assists, and 2.5 steals per game.

Personal: Elliott Walker Cole...Born August 8, 1988...Son of Dr. Fred and Cindy Cole...Majoring in Economics...Advice to youngsters: "Don't let people say you can't do something."

2008-09 GAME-BY-GAME STATISTICS

Date	Opponent	M	FG-A	3P-A	FT-A	Reb	PF	A	T	B	S	PTS
N16	Morehead State	1	0-0	0-0	0-0	0	0	0	0	0	0	0
N20	Illinois											
N24	MTSU											
N26	Central Arkansas	2	0-1	0-1	0-0	0	0	0	0	0	1	0
N29	vs. Drake											
N30	vs. VCU											
D3	UIC											
D6	at Ga. Tech											
D10	Alabama A&M	2	0-0	0-0	1-2	1	0	0	0	0	0	1
D16	vs. USF	1	0-0	0-0	0-0	0	0	0	0	0	0	0
D20	Tennessee Tech	1	0-0	0-0	0-0	0	1	0	0	0	0	0
D22	Furman	2	0-0	0-0	0-0	0	0	0	0	0	0	0
D31	St. Francis	4	1-1	0-0	0-0	0	0	0	1	0	0	2
J3	at UMass	3	0-0	0-0	0-0	0	0	0	1	0	0	0
J10	at Kentucky											
J14	Georgia											
J17	at Miss. State											
J20	Tennessee											
J25	Florida											
J28	at South Carolina											
J31	at Auburn											
F5	Alabama											
F7	Ole Miss											
F14	at Tennessee											
F17	Kentucky											
F21	at Florida											
F25	at Georgia											
F28	South Carolina											
M4	at LSU											
M8	Arkansas											

* Started game

CAREER STATISTICS AT VANDERBILT

Year	GP	GS	Min	Avg	FG	FGA	Pct.	3pt	3ptA	Pct	FT	FTA	Pct	Off	Def	Tot	Avg	PF	FO	Ast	TO	Blk	Stl	Pts	Avg
2007-08	5	0	4	0.8	0	4	.000	0	2	.000	0	0	.000	1	2	3	0.6	0	0	0	0	0	0	0	0.0
2008-09	8	0	16	2.0	1	2	.500	0	1	.000	1	2	.500	0	1	1	0.1	1	0	0	2	0	1	3	0.4
TOTAL	13	0	20	1.5	1	6	.167	0	3	.000	1	2	.500	1	3	4	0.3	1	0	0	2	0	1	3	0.2

PLAYER BIOS

NO. 34 — GEORGE DRAKE

**G ★ 6-4 ★ 210 ★ R-JR.-4TH
CALERA, ALA. (CALERA)**

General Summary: Athletically gifted player who possesses a good shooting touch and good attitude for the game. Sat out the 2005-06 season as a redshirt.

2008-09 (Junior): Tallied five points and three assists in 21 minutes in opener against Morehead State (11/16)... Posted all-around performance (14 pts., 8 rebounds and 6 assists vs. UCA (11/26)... Gave the team valued minutes off the bench in final games of Cancun Challenge... Tallied five rebounds and two points in season-high 25 minutes against UIC (12/3). Recorded seven points, four rebounds and three steals against Alabama A&M (12/10)... Tallied the second best performance of the season against Tennessee Tech (12/20) with 12 pts. and four rebounds... Scored five points and dished out two assists in win over UMass (1/3)... Scored a career-high and team-high 16 points in 21 minutes off the bench against Tennessee... Also set career-highs in FG made (8) and FG attempts (15) vs. UT (1/20).

Personal: George Alexander Drake Jr. ... Born Oct. 5, 1986 ... Son of Dorothy and George Drake ... Has a brother Floyd Avery and sister Myia Vines ... Majoring in Sociology with a minor in Political Science ... Advice to youngsters: "Don't procrastinate" ... Chose Vanderbilt over Alabama, Mississippi State, Ole Miss and Auburn.

2008-09 GAME-BY-GAME STATISTICS

Date	Opponent	M	FG-A	3P-A	FT-A	Reb	PF	A	T	B	S	PTS
N16	Morehead State*	21	2-6	1-4	0-0	2	1	3	1	1	0	5
N20	Illinois*	12	1-3	0-2	0-0	1	1	1	1	0	0	2
N24	MTSU	8	0-3	0-0	0-0	0	2	0	0	0	0	0
N26	Central Arkansas	19	5-8	2-4	2-2	8	1	6	0	2	0	14
N29	vs. Drake	18	0-2	0-2	0-0	3	2	2	2	0	0	0
N30	vs. VCU	16	0-3	0-1	2-2	1	1	1	4	1	1	2
D3	UIC	25	1-4	0-2	0-0	5	1	3	1	0	0	2
D6	at Ga. Tech	14	2-5	0-1	1-1	0	4	0	0	0	1	5
D10	Alabama A&M	22	2-5	1-2	2-4	4	0	2	4	0	3	7
D16	vs. USF	19	2-7	0-1	0-0	1	2	1	2	0	1	4
D20	Tennessee Tech	18	4-9	1-3	3-5	4	3	1	1	0	1	12
D22	Furman	21	1-3	1-3	1-2	2	2	2	0	1	2	4
D31	St. Francis	18	1-3	0-2	1-2	3	0	3	0	0	0	3
J3	at UMass	17	2-5	1-4	0-0	1	1	2	2	0	0	5
J10	at Kentucky	14	0-2	0-1	2-2	2	3	1	1	0	0	2
J14	Georgia	17	1-3	0-1	0-0	5	1	1	1	1	3	2
J17	at Miss. State	12	0-2	0-1	0-0	1	3	0	1	0	1	0
J20	Tennessee	21	8-15	0-2	0-0	6	3	1	1	0	2	16
J25	Florida											
J28	at South Carolina											
J31	at Auburn											
F5	Alabama											
F7	Ole Miss											
F14	at Tennessee											
F17	Kentucky											
F21	at Florida											
F25	at Georgia											
F28	South Carolina											
M4	at LSU											
M8	Arkansas											

* Started game

CAREER STATISTICS AT VANDERBILT

Year	GP	GS	Min	Avg	FG	FGA	Pct.	3pt	3ptA	Pct	FT	FTA	Pct	Off	Def	Tot	Avg	PF	FO	Ast	TO	Blk	Stl	Pts	Avg
2006-07	33	0	340	10.3	36	85	.424	8	23	.348	10	20	.500	14	33	47	1.4	27	0	21	27	6	19	90	2.7
2007-08	33	1	264	8.0	26	87	.299	4	19	.211	12	22	.545	17	23	40	1.2	22	0	13	13	10	14	68	2.1
2008-09	18	2	312	17.3	32	88	.364	7	36	.194	14	20	.700	16	33	49	2.7	30	0	30	24	5	15	85	4.7
TOTAL	84	3	916	10.9	94	260	.362	19	78	.244	36	62	.581	47	89	136	1.6	79	0	64	64	21	48	243	2.9

NO. 50 — JOE DUFFY

**F ★ 6-8 ★ 225 ★ SO.-2ND
CHARLOTTE, N.C. (PHILLIPS EXETER ACADEMY [N.H.]**

General Summary: Joined the team at the start of the 2007-08 season as a walk-on.

2008-09 (Sophomore): Recorded four points and four rebounds in 14 minutes in season opener against Morehead St... Also scored four points vs. C. Arkansas (11/26)... Tallied four points and season-high five rebounds in win over Drake (11/29)... Tallied a season-high 22 minutes in win over St. Francis (12/31).

2007-08 (Freshman): Saw his first action as a collegiate vs. Utah State (11/23); scored his first career field goal against the Aggies... Brought down first career rebound against Iona... Scored two points against Auburn (3/13) in SEC Tournament.

Phillips Exeter Academy: Attended the Exeter, N.H., school in 2006-07 and averaged 15 points and nine rebounds per game... Averaged 21 points and ten rebounds per game for Charlotte Catholic High School in 2006 and was named the 2006 Queen City Conference Player of the Year... Was also a first-team all-conference selection in 2005.

Personal: Joseph Patrick Duffy... Born March 4, 1988... Son of Thomas and Anne Duffy... His father played basketball at the University of Dayton... His cousin Roger Duffy played center for the New York Jets and Pittsburgh Steelers... Plans to major in Economics... Advice to youngsters: "Never throw away your dreams. If you work hard enough, you can achieve anything."

2008-09 GAME-BY-GAME STATISTICS

Date	Opponent	M	FG-A	3P-A	FT-A	Reb	PF	A	T	B	S	PTS
N16	Morehead State	14	1-1	0-0	2-2	4	2	1	0	0	0	4
N20	Illinois	3	0-0	0-0	0-0	0	0	0	0	0	0	0
N24	MTSU	7	0-1	0-0	0-0	0	1	0	0	0	0	0
N26	Central Arkansas	16	2-2	0-0	0-0	2	0	2	0	0	0	4
N29	vs. Drake	16	2-5	0-0	0-0	5	4	0	0	0	1	4
N30	vs. VCU	4	0-0	0-0	0-0	0	2	0	2	0	0	0
D3	UIC											
D6	at Ga. Tech	0+	0-0	0-0	0-0	0	0	0	0	0	0	0
D10	Alabama A&M	2	1-2	0-0	0-0	0	0	0	0	0	0	2
D16	vs. USF	1	0-1	0-0	0-0	1	0	0	1	0	0	0
D20	Tennessee Tech	8	0-0	0-0	0-0	3	0	0	1	0	0	0
D22	Furman	12	0-1	0-0	0-0	2	2	0	1	0	0	0
D31	St. Francis	22	0-2	0-0	1-2	2	3	2	2	0	0	1
J3	at UMass	3	1-2	0-0	0-0	0	0	1	0	0	0	2
J10	at Kentucky	12	0-1	0-0	0-0	1	1	1	1	0	0	0
J14	Georgia											
J17	at Miss. State											
J20	Tennessee											
J25	Florida											
J28	at South Carolina											
J31	at Auburn											
F5	Alabama											
F7	Ole Miss											
F14	at Tennessee											
F17	Kentucky											
F21	at Florida											
F25	at Georgia											
F28	South Carolina											
M4	at LSU											
M8	Arkansas											

* Started game

CAREER STATISTICS AT VANDERBILT

Year	GP	GS	Min	Avg	FG	FGA	Pct.	3pt	3ptA	Pct	FT	FTA	Pct	Off	Def	Tot	Avg	PF	FO	Ast	TO	Blk	Stl	Pts	Avg
2007-08	11	0	19	1.7	4	6	.667	0	1	.000	2	2	1.000	1	1	2	0.2	2	0	0	0	0	1	10	0.9
2008-09	14	0	120	8.6	7	18	.389	0	0	.000	3	4	.750	7	13	20	1.4	15	0	7	8	0	1	17	1.2
TOTAL	25	0	139	5.6	11	24	.458	0	1	.000	5	6	.833	8	14	22	0.9	17	0	7	8	0	2	27	1.1

PLAYER BIOS

NO. 3 — FESTUS EZELI

C ★ 6-11 ★ 255 ★ R-FR.-2ND
BENIN CITY, NIGERIA (IGBINEDION EDUC. CENTER/JESUIT HS)

General Summary: Nigeria native who was a late signee for Vanderbilt in the summer... Redshirted in 2007-08... Added bulk to his frame during his redshirt season and dramatically improved his feel for the game during practice... Named Most Improved Player by Vanderbilt players at the end-of-the-year banquet.

2008-09 (Redshirt Freshman): Recorded first career points and first career rebounds in first career start against Morehead State... Tallied first blocked shots against Morehead St... Posted seven points and five rebounds in 16 minutes against Illinois... Scored career-best 11 points vs. C. Arkansas (11/26)... Tallied career highs in rebounds (6) and blocks (3) in reserve role against Ga. Tech (12/6)... Posted eight points and two rebounds in win over Alabama A&M... Scored five points in four minutes against Furman (12/22)... Posted a six-point and five rebound effort in third career start against St. Francis (12/31)... Tied his season-high for blocked shots with three in win over UMass (1/3)... Tallied two points and four rebounds in season-high 24 minutes vs. Kentucky.

Personal: Ifeanyi Festus Ezeli-Ndelue... Born October 21, 1989... Son of Festus, Sr., and Patricia... Has three brothers, Ik, Chucky, and Kenny, and one sister, Oby... Majoring in Biology... Graduated from Igbinedion Secondary School in Nigeria at the age of 14... Moved to the United States in 2004... Advice to youngsters: "Enjoy being young" ... Chose Vanderbilt over Florida, Connecticut, West Virginia, Minnesota, Pacific, UC-Santa Barbara, Nevada, Reno, Creighton, South Florida, and UNLV.

2008-09 GAME-BY-GAME STATISTICS

Date	Opponent	M	FG-A	3P-A	FT-A	Reb	PF	A	T	B	S	PTS
N16	Morehead State*	15	1-3	0-0	0-0	3	2	0	4	2	0	2
N20	Illinois	16	3-4	0-0	1-2	5	3	0	3	1	0	7
N24	MTSU	9	1-2	0-0	2-2	1	4	0	2	0	0	4
N26	Central Arkansas*	19	5-7	0-0	1-4	5	4	0	2	1	0	11
N29	vs. Drake					-DNP-						
N30	vs. VCU					-DNP-						
D3	UIC	10	1-3	0-0	1-3	0	1	0	1	1	1	3
D6	at Ga. Tech	17	1-3	0-0	1-4	6	2	0	1	3	0	3
D10	Alabama A&M	14	3-3	0-0	2-2	2	1	0	1	0	0	8
D16	vs. USF	11	1-4	0-0	2-2	3	1	1	2	1	0	4
D20	Tennessee Tech	8	0-0	0-0	1-2	1	3	0	3	0	0	1
D22	Furman	4	2-3	0-0	1-1	1	1	0	0	0	0	5
D31	St. Francis*	16	2-4	0-0	2-2	5	1	0	1	2	1	6
J3	at UMass	15	0-2	0-0	0-0	2	2	0	1	3	0	0
J10	at Kentucky*	24	0-0	0-0	2-4	4	2	0	2	0	0	2
J14	Georgia	11	0-1	0-0	0-0	1	0	0	0	1	0	0
J17	at Miss. State	13	1-2	0-0	0-0	4	1	0	2	1	0	2
J20	Tennessee	13	1-1	0-0	0-0	4	0	0	2	1	0	2
J25	Florida											
J28	at South Carolina											
J31	at Auburn											
F5	Alabama											
F7	Ole Miss											
F14	at Tennessee											
F17	Kentucky											
F21	at Florida											
F25	at Georgia											
F28	South Carolina											
M4	at LSU											
M8	Arkansas											

* Started game

CAREER STATISTICS AT VANDERBILT

Year	GP	GS	Min	Avg	FG	FGA	Pct.	3pt	3ptA	Pct	FT	FTA	Pct	Off	Def	Tot	Avg	PF	FO	Ast	TO	Blk	Stl	Pts	Avg
2008-09	16	4	215	13.4	22	42	.524	0	0	.000	16	28	.571	15	32	47	2.9	28	0	1	27	17	1	60	3.8
TOTAL	16	4	215	13.4	22	42	.524	0	0	.000	16	28	.571	15	32	47	2.9	28	0	1	27	17	1	60	3.8

NO. 22 — JAMIE GRAHAM

G ★ 5-11 ★ 180 ★ SO.-2ND
NASHVILLE, TENN. (WHITES CREEK)

General Summary: Joined the men's basketball squad and began practice December 4 with the team after redshirting as a football player in 2008... Was the only player in the Southeastern Conference to be on a football and men's basketball roster in 2008... First player to play both sports at Vanderbilt since 1994-95 when Fred Baker played for both squads... Quickly became a crowd favorite for his defense and hometown ties... Adapted to the team and could see some playing time at either guard position in his sophomore campaign... Has started at wide receiver in 2008 for most of the year.

2008-09 (Sophomore): Saw his first action of the 2009 season against Kentucky... Returned to practice following VU 16-14 win over Boston College in the Gaylord Hotels Music City Bowl on Dec. 31. The standout football player played an instrumental part in Vanderbilt first bowl win since 1955.

2007-08 (Freshman): Played in 15 games in 2008... Scored three points in six minutes in his season debut on Dec. 29 against UT Martin... Scored in four other games... Tallied five points against Kentucky (2/12) and scored a career-high six points in a career-best 10 minutes vs. Siena (3/21).

Personal: Jamie Donnell Graham... "JG"... Born Nov. 24, 1988 in Nashville... Has a younger brother, Jamonte... Raised by grandmother, Hattie Graham, following tragic 1996 death of mother, Jamie Denise Graham... An uncle, Whites Creek grad Odell Bradley, was basketball standout at IUPUI... Majoring in Educaton.

2008-09 GAME-BY-GAME STATISTICS

Date	Opponent	M	FG-A	3P-A	FT-A	Reb	PF	A	T	B	S	PTS
N16	Morehead State					-DNP-						
N20	Illinois					-DNP-						
N24	MTSU					-DNP-						
N26	Central Arkansas					-DNP-						
N29	vs. Drake					-DNP-						
N30	vs. VCU					-DNP-						
D3	UIC					-DNP-						
D6	at Ga. Tech					-DNP-						
D10	Alabama A&M					-DNP-						
D16	vs. USF					-DNP-						
D20	Tennessee Tech					-DNP-						
D22	Furman					-DNP-						
D31	St. Francis					-DNP-						
J3	at UMass					-DNP-						
J10	at Kentucky	1	0-0	0-0	0-0	0	0	0	1	0	0	0
J14	Georgia					-DNP-						
J17	at Miss. State	1	0-1	0-1	0-0	0	0	0	0	0	0	0
J20	Tennessee	1	0-0	0-0	0-0	0	0	1	0	0	0	0
J25	Florida											
J28	at South Carolina											
J31	at Auburn											
F5	Alabama											
F7	Ole Miss											
F14	at Tennessee											
F17	Kentucky											
F21	at Florida											
F25	at Georgia											
F28	South Carolina											
M4	at LSU											
M8	Arkansas											

* Started game

CAREER STATISTICS AT VANDERBILT

Year	GP	GS	Min	Avg	FG	FGA	Pct.	3pt	3ptA	Pct	FT	FTA	Pct	Off	Def	Tot	Avg	PF	FO	Ast	TO	Blk	Stl	Pts	Avg
2007-08	15	0	64	4.3	9	13	.692	1	2	.500	3	3	1.000	4	7	11	0.7	9	0	4	6	0	3	22	1.5
2008-09	3	0	3	1.0	0	1	.000	0	1	.000	0	0	.000	0	0	0	0.0	0	0	1	1	0	0	0	0.0
TOTAL	18	0	67	3.7	9	14	.643	1	3	.333	3	3	1.000	4	7	11	0.6	9	0	5	7	0	3	22	1.2

PLAYER BIOS

NO. 5 — LANCE GOULBOURNE

**G/F ★ 6-8 ★ 225 ★ FR.-1ST
BROOKLYN, N.Y. (THE HUN SCHOOL)**

General Summary: Very skilled wing player with great athletic ability and explosiveness...Was a consensus Top 100 recruit...Also was a standout tennis player in high school, with a serve that topped out at 130 mph.

2008-09 (Freshman): Scored his first career points with a three-pointer in the first half against Morehead St. Tallied 11 points (3-4 3PT), four rebounds and two steals in 16 minutes of action against Morehead State...Out until mid December because of illness. Returned to the court for the first time since Nov. 16, tallying seven minutes versus USF... Recorded seven points and season-high seven boards in 15 minutes versus Tennessee Tech (12/20)... Scored 10 points and pulled down a career-high 8 rebounds in 18 minutes against St. Francis (12/31)... Scored in double figures for the second straight game (10) and tied season-high with 8 rebounds against UMass (1/3)... Scored seven points in 16 minutes versus Georgia...Had team-high six rebounds at Miss. State (1/17).

Personal: Lance Avery Goulbourne ... Born April 6, 1989 in New York, N.Y. ... Son of Laverne and Mary Goulbourne ... Has a brother, Laverne, Jr. (27) ... Plans to major in Human and Organizational Development ... Brother played basketball at the University of Bridgeport ... Nickname is LG ... Chose Vanderbilt over Rutgers, Notre Dame, Marquette, and Virginia... Advice to youngsters: "Hard work beats talent when talent fails to work hard."

2008-09 GAME-BY-GAME STATISTICS

Date	Opponent	M	FG-A	3P-A	FT-A	Reb	PF	A	T	B	S	PTS
N16	Morehead State	16	3-4	3-4	2-4	4	0	0	2	1	2	11
N20	Illinois					-DNP-						
N24	MTSU					-DNP-						
N26	Central Arkansas					-DNP-						
N29	vs. Drake					-DNP-						
N30	vs. VCU					-DNP-						
D3	UIC					-DNP-						
D6	at Ga. Tech					-DNP-						
D10	Alabama A&M					-DNP-						
D16	vs. USF	7	0-0	0-0	0-0	1	0	0	2	0	0	0
D20	Tennessee Tech	15	3-5	0-1	1-1	7	0	0	0	1	0	7
D22	Furman	13	2-5	0-0	0-0	4	0	0	0	1	0	4
D31	St. Francis	18	3-4	0-1	4-4	8	0	0	0	0	0	10
J3	at UMass	20	3-8	0-1	4-4	8	1	0	3	1	2	10
J10	at Kentucky	9	1-3	0-1	0-0	1	0	0	1	0	0	2
J14	Georgia	16	3-5	1-1	0-0	1	1	0	1	0	1	7
J17	at Miss. State	18	1-6	0-3	0-0	4	1	0	2	1	0	2
J20	Tennessee	11	1-4	0-1	0-0	3	4	1	1	0	1	2
J25	Florida											
J28	at South Carolina											
J31	at Auburn											
F5	Alabama											
F7	Ole Miss											
F14	at Tennessee											
F17	Kentucky											
F21	at Florida											
F25	at Georgia											
F28	South Carolina											
M4	at LSU											
M8	Arkansas											

• Started game

CAREER STATISTICS AT VANDERBILT

Year	GP	GS	Min	Avg	FG	FGA	Pct.	3pt	3ptA	Pct	FT	FTA	Pct	Off	Def	Tot	Avg	PF	FO	Ast	TO	Blk	Stl	Pts	Avg
2008-09	10	0	143	14.3	20	44	.455	4	13	.308	11	13	.846	12	31	43	4.3	7	0	1	11	4	7	55	5.5
TOTAL	10	0	143	14.3	20	44	.455	4	13	.308	11	13	.846	12	31	43	4.3	7	0	1	11	4	7	55	5.5

NO. 2 — CHARLES HINKLE

**G ★ 6-6 ★ 195 ★ R-FR.-2ND
LOS ALAMITOS, CALIF. (HEBRON ACADEMY/LOS ALAMOTOS)**

General Summary: Redshirted the 2007-08 campaign...Talented wing prospect with a strong feel for the game. Solid defender and gifted shooter.

2008-09 (Redshirt Freshman): Played six minutes in season opener against Morehead State ... Scored first points of collegiate career with three-pointer against MTSU...Tallied three points vs. C. Arkansas (11/26)... Tallied a then season-high in points (5) rebounds (3) and minutes (31) in win over Drake (11/29)...Posted three points and two steals in 13 minutes against Alabama A&M... Set a career-high in points scored (7) in eight minutes off the bench against St. Francis (12/31).

Hebron Academy (Maine): Averaged 16.3 points, 5.9 rebounds and 2.1 assists during the 2006-07 season.

Los Alamitos High School (Calif.): Averaged 10.0 points and 5.0 rebounds during his senior season at Los Alamitos High School helping lead the Griffins to the school's first sectional championship in school history and an appearance at the California state semifinals ... The Griffins finished with a 29-5 overall mark ... Named a two-time All-Sunset League performer.

Personal: Charles Hinkle...Born March 11, 1988...Son of Terry and Carol Hinkle... Majoring in Human and Organizational Development...Advice to youngsters: "Hard work pays off"...Chose Vanderbilt over Iowa State, George Washington, UAB, Harvard, and St. Bonaventure.

2008-09 GAME-BY-GAME STATISTICS

Date	Opponent	M	FG-A	3P-A	FT-A	Reb	PF	A	T	B	S	PTS
N16	Morehead State	6	0-3	0-3	0-0	0	0	1	0	0	0	0
N20	Illinois					-DNP-						
N24	MTSU	6	1-2	1-1	0-0	0	1	0	0	0	0	3
N26	Central Arkansas	13	1-3	1-3	0-0	1	0	0	1	0	0	3
N29	vs. Drake	31	1-4	1-4	2-2	3	1	1	2	1	1	5
N30	vs. VCU	23	0-1	0-1	4-4	1	3	0	0	0	0	4
D3	UIC	21	1-7	0-5	0-0	4	1	1	1	0	1	2
D6	at Ga. Tech	0+	0-0	0-0	0-0	0	1	0	0	0	0	0
D10	Alabama A&M	13	1-3	1-3	0-0	1	2	0	1	0	2	3
D16	vs. USF	7	0-3	0-1	1-2	2	1	0	1	0	1	1
D20	Tennessee Tech	2	0-0	0-0	0-0	1	0	0	0	0	0	0
D22	Furman	11	1-3	1-3	0-0	2	1	1	0	0	0	3
D31	St. Francis	8	2-2	0-0	3-3	0	1	1	0	0	0	7
J3	at UMass	4	0-0	0-0	0-0	0	0	1	0	0	0	0
J10	at Kentucky					-DNP-						
J14	Georgia					-DNP-						
J17	at Miss. State	2	0-0	0-0	0-0	0	0	1	0	0	0	0
J20	Tennessee	7	1-1	1-1	0-0	2	0	0	0	0	0	3
J25	Florida											
J28	at South Carolina											
J31	at Auburn											
F5	Alabama											
F7	Ole Miss											
F14	at Tennessee											
F17	Kentucky											
F21	at Florida											
F25	at Georgia											
F28	South Carolina											
M4	at LSU											
M8	Arkansas											

• Started game

CAREER STATISTICS AT VANDERBILT

Year	GP	GS	Min	Avg	FG	FGA	Pct.	3pt	3ptA	Pct	FT	FTA	Pct	Off	Def	Tot	Avg	PF	FO	Ast	TO	Blk	Stl	Pts	Avg
2008-09	15	0	154	10.3	9	32	.281	6	25	.240	10	11	.909	3	14	17	1.1	12	0	7	6	1	5	34	2.3
TOTAL	15	0	154	10.3	9	32	.281	6	25	.240	10	11	.909	3	14	17	1.1	12	0	7	6	1	5	34	2.3

PLAYER BIOS

NO. 21 — DARSHAWN McCLELLAN

F ★ 6-7 ★ 240 ★ SO.-2ND
FRESNO, CALIF. (EDISON)

General Summary: Powerfully built player who can play either forward position. Possesses good ball handling skills and can pass and defend...Made two collegiate starts as a freshman in 2007-08...One of three freshmen to play in every game last season.

2008-09 (Sophomore): Scored two points in 15 minutes of action against Morehead State...Made his third career start against Illinois, scoring three points on 1-4 shooting in 20 minutes of action. Tallied two rebounds and one block in nine minutes of action against MTSU...Recorded a career-high four assists in 22 minutes against Drake... Tallied seven rebounds and two steals in career-high 29 minutes against VCU (11/30)... Tied season-high with four assists versus Alabama A&M... Tallied season-high nine points in 19 minutes against USF (12/16)... Scored a season-high 10 pts on 4-7 shooting in 26 minutes against UMass... Made his third consecutive start, tallying five points and seven boards versus Kentucky.

Personal: Darshawn McClellan...Born January 26, 1989...Son of Lori Bohanna... Has a brother Steven and sister Taylor...Majoring in Human and Organizational Development...Advice to youngsters: "Anything is possible if you work hard and you put your mind to it"...Chose Vanderbilt over Fresno State, Washington, Louisville, Cal-Poly, and Pacific.

2008-09 GAME-BY-GAME STATISTICS

Date	Opponent	M	FG-A	3P-A	FT-A	Reb	PF	A	T	B	S	PTS
N16	Morehead State	15	0-0	0-0	2-2	1	2	1	1	0	0	2
N20	Illinois*	20	1-4	0-0	1-3	0	0	2	0	0	0	3
N24	MTSU	9	0-1	0-0	0-0	2	3	0	0	1	0	0
N26	Central Arkansas	18	0-0	0-0	2-2	4	1	0	0	2	0	2
N29	vs. Drake*	22	1-1	0-0	0-1	0	4	4	3	1	1	2
N30	vs. VCU*	29	1-5	0-0	1-2	7	0	3	3	0	2	3
D3	UIC*	10	0-0	0-0	0-0	1	2	0	2	0	0	0
D6	at Ga. Tech	14	0-3	0-0	0-0	1	2	1	1	0	0	0
D10	Alabama A&M	17	0-0	0-0	0-0	0	1	4	1	1	0	0
D16	vs. USF	21	3-7	2-3	1-2	5	4	1	2	0	1	9
D20	Tennessee Tech	22	1-2	1-1	0-0	3	2	2	3	0	1	3
D22	Furman	18	1-1	0-0	1-1	0	3	1	1	0	0	3
D31	St. Francis*	21	2-6	0-2	1-2	5	1	0	0	0	0	5
J3	at UMass*	26	4-7	2-3	0-0	5	2	3	0	1	0	10
J10	at Kentucky*	23	2-10	1-5	0-0	7	3	1	1	0	0	5
J14	Georgia*	20	1-5	0-2	0-0	3	0	1	3	1	0	2
J17	at Miss. State*	21	1-3	0-1	0-0	4	1	1	0	0	0	2
J20	Tennessee*	16	0-2	0-2	0-0	0	1	0	2	0	0	0
J25	Florida											
J28	at South Carolina											
J31	at Auburn											
F5	Alabama											
F7	Ole Miss											
F14	at Tennessee											
F17	Kentucky											
F21	at Florida											
F25	at Georgia											
F28	South Carolina											
M4	at LSU											
M8	Arkansas											

* Started game

CAREER STATISTICS AT VANDERBILT

Year	GP	GS	Min	Avg	FG	FGA	Pct.	3pt	3ptA	Pct	FT	FTA	Pct	Off	Def	Tot	Avg	PF	FO	Ast	TO	Blk	Stl	Pts	Avg
2007-08	34	2	479	14.1	33	77	.429	4	10	.400	22	44	.500	37	66	103	3.0	51	0	23	27	12	12	92	2.7
2008-09	18	10	342	19.0	18	57	.316	6	19	.316	9	15	.600	14	34	48	2.7	32	0	25	23	7	5	51	2.8
TOTAL	52	12	821	15.8	51	134	.381	10	29	.345	31	59	.525	51	100	151	2.9	83	0	48	50	19	17	143	2.8

NO. 4 — A.J. OGILVY

C ★ 6-11 ★ 250 ★ SO.-2ND
SYDNEY, AUSTRALIA (AUSTRALIAN INSTITUTE OF SPORTS)

General Summary: Mobile big man with strong physical presence inside who set a new Vanderbilt freshman scoring record with 578 points... Led all freshman in the SEC in scoring at 17.0 points per game...Finished 8th in the league in scoring, 9th in rebounding (6.7), 4th in field-goal percentage (.588), 4th in free throw percentage (.769), and 7th in blocked shots (1.44/g)...Ended the season 20th in the nation in field goal percentage...Attempted the most free throws in the SEC in 2007-08 (229)...Named SEC Freshman of the Week three times.

2008-09 (Sophomore): Tallied 12 points and two blocks in 21 minutes in season opener against Morehead State...Scored a team-high 13 points on 5-11 shooting while grabbing seven rebounds in loss to Illinois. Posted fifth double-double of career (19 pts, 11 reb.) in win over MTSU. Named Cancun Challenge MVP after averaging 19 pts and 5 reb. in final two games of tournament, including a season-high (25 pts) against VCU... Tallied 15 pts and 7 reb. in 30 minutes against Ga. Tech (12/8)... Posted a 17 pt. and 8 reb. effort in win over Alabama A&M... Tallied career highs in rebounds (13) and steals (3) in 20-point effort against USF (12/16). Recorded second double-double of the season and sixth of career with (20 pts, 13 reb.) in win over Tenn. Tech (12/20)... Tallied third straight 20-point game against Furman (12/22)... Scored 14 pts and pulled down 8 rebounds in return to the line-up versus UMass... Posted a game-high 18 points and career-high four steals in win over Georgia (1/14)...Tallied 14 points and six rebounds at Miss. St. (1/17).

Personal: Andrew Ogilvy ... Born June 17, 1988 in Sydney, Australia ... Son of Aileen and Paul Ogilvy ... Has two brothers, Damien and Tim and a sister, Lisa ... Majoring in Economics ... Chose Vanderbilt over UNLV, New Mexico and St. Mary's.

2008-09 GAME-BY-GAME STATISTICS

Date	Opponent	M	FG-A	3P-A	FT-A	Reb	PF	A	T	B	S	PTS
N16	Morehead State*	21	3-6	0-1	6-6	2	4	0	3	2	1	12
N20	Illinois*	32	5-11	0-1	3-5	7	2	0	2	3	0	13
N24	MTSU*	31	5-9	0-0	9-13	11	3	0	2	3	0	19
N26	Central Arkansas*	28	3-9	0-1	4-4	8	2	2	1	1	0	10
N29	vs. Drake*	18	5-8	0-0	3-3	3	4	0	1	1	0	13
N30	vs. VCU*	30	11-16	2-2	1-2	7	4	1	5	0	1	25
D3	UIC*	29	5-13	1-2	2-5	6	3	1	5	4	1	14
D6	at Ga. Tech*	30	5-11	0-1	5-8	7	2	1	7	3	0	15
D10	Alabama A&M*	25	4-7	0-0	9-12	8	2	0	3	1	0	17
D16	vs. USF*	30	6-8	0-0	8-13	13	2	1	5	0	3	20
D20	Tennessee Tech*	25	6-10	0-1	8-8	6	2	3	1	0	2	20
D22	Furman*	28	6-8	0-0	10-13	8	3	2	2	2	1	22
D31	St. Francis											
J3	at UMass*	22	5-12	0-2	4-4	8	2	1	1	0	0	14
J10	at Kentucky											
J14	Georgia*	29	6-9	0-0	6-9	4	2	0	1	2	4	18
J17	at Miss. State*	26	6-9	0-0	2-3	6	4	1	4	2	1	14
J20	Tennessee*	29	1-6	0-0	5-8	4	2	1	1	2	0	7
J25	Florida											
J28	at South Carolina											
J31	at Auburn											
F5	Alabama											
F7	Ole Miss											
F14	at Tennessee											
F17	Kentucky											
F21	at Florida											
F25	at Georgia											
F28	South Carolina											
M4	at LSU											
M8	Arkansas											

* Started game

CAREER STATISTICS AT VANDERBILT

Year	GP	GS	Min	Avg	FG	FGA	Pct.	3pt	3ptA	Pct	FT	FTA	Pct	Off	Def	Tot	Avg	PF	FO	Ast	TO	Blk	Stl	Pts	Avg
2007-08	34	33	896	26.4	201	342	.588	0	2	.000	176	229	.769	70	159	229	6.7	104	2	40	85	49	23	578	17.0
2008-09	16	16	433	27.1	82	152	.539	3	11	.273	86	116	.741	28	80	108	6.8	43	0	14	44	26	14	253	15.8
TOTAL	50	49	1329	26.6	283	494	.573	3	13	.231	262	345	.759	98	239	337	6.7	147	2	54	129	75	37	831	16.6

PLAYER BIOS

NO. 12 — JORDAN SMART

G/F ★ 6-6 ★ 180 ★ FR.-1ST
LEXINGTON, KY. (LEXINGTON, CATHOLIC)

General Summary: Recruited as invited walk on who averaged 13 points and three rebounds his senior season at Lexington Catholic...Awarded a scholarship for 2008-09.

2008-09 (Freshman): Redshirting the 2008-09 season.

Personal: Jordan David Smart ... Born August 30, 1989 in Richmond, Va. ... Son of David and Jennifer Smart ... Undecided on major ... Nickname is Smeez ... Chose Vanderbilt over Princeton, Harvard, and Centenary... Advice to youngsters: "Respect your elders."

2008-09 GAME-BY-GAME STATISTICS

Date	Opponent	M	FG-A	3P-A	FT-A	Reb	PF	A	T	B	S	PTS
N16	Morehead State					-DNP-						
N20	Illinois					-DNP-						
N24	MTSU					-DNP-						
N26	Central Arkansas					-DNP-						
N29	vs. Drake					-DNP-						
N30	vs. VCU					-DNP-						
D3	UIC					-DNP-						
D6	at Ga. Tech					-DNP-						
D10	Alabama A&M					-DNP-						
D16	vs. USF					-DNP-						
D20	Tennessee Tech					-DNP-						
D22	Furman					-DNP-						
D31	St. Francis					-DNP-						
J3	at UMass					-DNP-						
J10	at Kentucky					-DNP-						
J14	Georgia					-DNP-						
J17	at Miss. State					-DNP-						
J20	Tennessee					-DNP-						
J25	Florida											
J28	at South Carolina											
J31	at Auburn											
F5	Alabama											
F7	Ole Miss											
F14	at Tennessee											
F17	Kentucky											
F21	at Florida											
F25	at Georgia											
F28	South Carolina											
M4	at LSU											
M8	Arkansas											

• Started game

CAREER STATISTICS AT VANDERBILT

Year	GP	GS	Min	Avg	FG	FGA	Pct.	3pt	3ptA	Pct	FT	FTA	Pct	Off	Def	Tot	Avg	PF	FO	Ast	TO	Blk	Stl	Pts	Avg
2008-09																									
TOTAL																									

-Redshirting-

NO. 44 — JEFFERY TAYLOR

G/F ★ 6-7 ★ 210 ★ FR.-1ST
NORRKOPING, SWEDEN (HOBBS (NM) HS)

General Summary: Multifaceted, high scoring wing player who was Vanderbilt's top-rated recruit in the class of 2008.

2008-09 (Freshman): Tallied a game-high 16 points and five rebounds in first collegiate game against Morehead State ... Posted 11 points, six rebounds and three steals in loss to Illinois ... Recorded first double-double performance of career (13 pts, 11 reb.) in a season-high 35 minutes in win over MTSU...Tied previous season-high with 16 pts. vs. C. Arkansas (11/26)...Tallied 15 points and four rebounds in win over Drake (11/29)...Led VU with 14 pts. and seven reb. against UIC... Posted 11 pts., 7 reb. and 2 blocks in 35 min against Ga. Tech...Scored a career-high 18 pts on 8-9 shooting versus Alabama A&M (12/10)... Posted 11th double figure scoring game with 13 points and 5 rebounds in 20 minutes versus St. Francis (12/31)... Recorded second double-double (15 pts, 11 reb.) of the season, including a season-high four steals against Kentucky... Tied a career high with 18 points at Miss. St. (1/17) on a career-best eight made field goals.

Personal: Jeffery Matthew Taylor...Born May 23, 1989 in Norrkoping, Sweden... Parents are Jeff and Pia Taylor...Taylor's father, Jeff, played at Hobbs High School and Texas Tech University before playing in the NBA for the Houston Rockets and Detroit Pistons...His father eventually played professionally in Sweden and still lives there today...Has two brothers, Marques (13) and Vincent (9), and three sisters, Michaela (21), Melanie (17), and Vanessa (7)...Chose Vanderbilt over UCLA, Texas, Arizona, Kentucky, and Gonzaga...Advice to youngsters: "Work hard and you can achieve anything."

2008-09 GAME-BY-GAME STATISTICS

Date	Opponent	M	FG-A	3P-A	FT-A	Reb	PF	A	T	B	S	PTS
N16	Morehead State*	24	5-13	0-3	6-9	5	2	1	1	0	1	16
N20	Illinois*	31	5-10	1-3	0-0	6	3	1	1	1	3	11
N24	MTSU*	35	3-6	0-1	7-10	11	3	4	5	1	0	13
N26	Central Arkansas*	25	7-10	0-2	2-2	6	3	2	0	0	2	16
N29	vs. Drake*	22	4-10	1-3	6-7	4	5	1	1	0	1	15
N30	vs. VCU*	25	2-10	0-2	6-6	7	3	2	2	0	2	10
D3	UIC*	28	6-10	1-3	1-1	7	1	3	1	1	1	14
D6	at Ga. Tech*	35	5-7	0-1	1-2	7	4	1	4	2	1	11
D10	Alabama A&M*	26	8-9	0-1	2-3	4	2	1	1	1	0	18
D16	vs. USF*	22	3-6	1-1	2-4	7	3	2	4	0	1	9
D20	Tennessee Tech*	22	6-13	0-1	2-4	7	1	1	1	0	1	14
D22	Furman*	18	3-9	0-2	2-5	5	0	1	0	0	2	8
D31	St. Francis*	20	5-9	0-2	3-5	5	1	1	2	1	1	13
J3	at UMass*	20	3-7	0-1	1-3	5	2	1	1	0	1	7
J10	at Kentucky*	30	4-11	1-2	6-6	11	1	2	3	1	4	15
J14	Georgia*	26	3-5	0-1	0-0	3	0	0	4	1	1	6
J17	at Miss. State*	35	8-14	2-3	0-1	4	4	4	2	0	1	18
J20	Tennessee*	22	1-7	1-2	3-4	7	5	0	3	1	1	6
J25	Florida											
J28	at South Carolina											
J31	at Auburn											
F5	Alabama											
F7	Ole Miss											
F14	at Tennessee											
F17	Kentucky											
F21	at Florida											
F25	at Georgia											
F28	South Carolina											
M4	at LSU											
M8	Arkansas											

• Started game

CAREER STATISTICS AT VANDERBILT

Year	GP	GS	Min	Avg	FG	FGA	Pct.	3pt	3ptA	Pct	FT	FTA	Pct	Off	Def	Tot	Avg	PF	FO	Ast	TO	Blk	Stl	Pts	Avg
2008-09	18	18	466	25.9	81	166	.488	8	34	.235	50	72	.694	43	68	111	6.2	43	2	28	36	10	23	220	12.2
TOTAL	18	18	466	25.9	81	166	.488	8	34	.235	50	72	.694	43	68	111	6.2	43	2	28	36	10	23	220	12.2

PLAYER BIOS

NO. 33 — STEVE TCHIENGANG

F ★ 6-9 ★ 240 ★ FR.-1ST
DOUALA, CAMEROON (MONTVERDE ACAD. (FL)/CYPRESS COMM. CHRISTIAN (TX))

General Summary: 6'9 forward who is a physical presence around the basket who can step out and hit a perimeter jumpshot to keep defenses honest.

2008-09 (Freshman): NCAA ruled out Tchiengang until November 30 because of a policy that involves international students...Posted first collegiate points (2) and rebounds (4) against UIC (12/3)... Scored season-high four points in first collegiate start at Ga. Tech (12/6)...Pulled down a season-high four rebounds in win over Alabama A&M (12/10)... Posted a season-high six rebounds in 16 minutes against Tenn. Tech (12/20)... Tied season-high with six rebounds in 19 minutes against St. Francis (12/31)... Scored a career-high nine points on 3-5 shooting, including 2-3 from three in 13 minutes against UMass... Tied his career-high for points in a game with nine versus Tennessee (1/20).

Personal: Steve Leandro Noubissie Tchiengang... Born December 29, 1988 in Douala, Cameroon. ... Birth parents are Noubissie Emmanuel and Noubissie Veronique in Cameroon; American parents are David and Kathy Ambrose ... Has three brothers, Daniel Ambrose (20), Kyle Ambrose (17), and Michael Ambrose (15), and one sister, Amy Ambrose (19)...Undecided on major ... Nickname is "The Proof" ... Chose Vanderbilt over Baylor, Georgia Tech, Notre Dame, and Oklahoma... Advice to youngsters: "Always hold on to your dreams, work hard at it, and never give up no matter what."

2008-09 GAME-BY-GAME STATISTICS

Date	Opponent	M	FG-A	3P-A	FT-A	Reb	PF	A	T	B	S	PTS
N16	Morehead State					-DNP-						
N20	Illinois					-DNP-						
N24	MTSU					-DNP-						
N26	Central Arkansas					-DNP-						
N29	vs. Drake					-DNP-						
N30	vs. VCU					-DNP-						
D3	UIC	19	1-4	0-2	0-0	4	2	0	0	1	1	2
D6	at Ga. Tech*	19	0-3	0-1	4-6	1	4	1	2	0	1	4
D10	Alabama A&M*	22	1-5	0-2	0-0	4	0	0	2	1	0	2
D16	vs. USF*	16	1-1	0-0	0-0	1	4	0	1	0	0	2
D20	Tennessee Tech*	16	1-3	0-1	0-0	6	3	2	2	0	0	2
D22	Furman*	17	0-3	0-1	0-1	1	2	1	1	1	0	0
D31	St. Francis	19	1-3	1-2	0-0	6	4	0	2	0	0	3
J3	at UMass	13	3-5	2-3	1-2	4	3	1	0	0	0	9
J10	at Kentucky	21	2-4	1-2	0-0	4	2	1	1	0	0	5
J14	Georgia	20	1-5	0-3	0-0	3	4	3	1	0	0	2
J17	at Miss. State	9	1-5	0-1	0-0	3	1	0	0	0	0	2
J20	Tennessee	16	3-5	2-2	1-2	2	5	1	1	0	0	9
J25	Florida											
J28	at South Carolina											
J31	at Auburn											
F5	Alabama											
F7	Ole Miss											
F14	at Tennessee											
F17	Kentucky											
F21	at Florida											
F25	at Georgia											
F28	South Carolina											
M4	at LSU											
M8	Arkansas											

* Started game

CAREER STATISTICS AT VANDERBILT

Year	GP	GS	Min	Avg	FG	FGA	Pct.	3pt	3ptA	Pct	FT	FTA	Pct	Off	Def	Tot	Avg	PF	FO	Ast	TO	Blk	Stl	Pts	Avg
2008-09	12	5	207	17.3	15	46	.326	6	20	.300	6	11	.545	14	25	39	3.3	34	1	10	13	3	2	42	3.5
TOTAL	12	5	207	17.3	15	46	.326	6	20	.300	6	11	.545	14	25	39	3.3	34	1	10	13	3	2	42	3.5

NO. 1 — BRAD TINSLEY

G ★ 6-3 ★ 210 ★ FR.-1ST
OREGON CITY, ORE. (OREGON CITY)

General Summary: Combo guard who can play both guard positions...Is a pinpoint shooter with great ball-handling skills.

2008-09 (Freshman): Scored 12 points in 24 minutes in first collegiate game against Morehead State...Led the team with three three-pointer's in season opener ... Scored in double figures (11) for the second straight game against Illinois. Recorded third-straight double figure game (10 pts) in first collegiate start against MTSU...Added double figures against UCA (11/26) with 11 points... Scored a career-high 19 points on 7-14 shooting (5-8 3PT) and had season-high five assists in win over Drake (11/29). Scored in double figures in all six games...Pulled down a season-high six rebounds against UIC (12/3)... Tallied 15 pts and four assists in win over Tenn. Tech (12/20)... Scored 15 points on 5-9 shooting in win over St. Francis (12/31)... Hit 3-4 shots from downtown to finish with nine points and season-high three steals against UMass... Tallied 11 points and two assists in first SEC road game at Kentucky (1/10)...Scored 12 points in 33 minutes at Miss. St. (1/17).

Personal: Bradley Glen Tinsley ... Born May 10, 1989 in Oregon City, Oregon ... Son of Carl and Kathy Tinsley... Has one sister Cassie (24) and one brother David (21)... Undecided on major ... Nickname is Tins ... Chose Vanderbilt over Utah, Oregon, Wake Forest, Butler, Colorado, and North Carolina... Advice to youngsters: "Enjoy your childhood because it goes by fast."

2008-09 GAME-BY-GAME STATISTICS

Date	Opponent	M	FG-A	3P-A	FT-A	Reb	PF	A	T	B	S	PTS
N16	Morehead State	24	4-6	3-5	1-2	4	0	1	1	0	0	12
N20	Illinois	29	4-9	2-5	1-3	3	0	2	1	0	0	11
N24	MTSU*	29	3-7	2-3	2-2	1	2	0	1	0	0	10
N26	Central Arkansas*	30	4-10	3-9	0-0	1	0	1	2	0	0	11
N29	vs. Drake*	36	7-14	5-8	0-0	3	2	5	3	0	1	19
N30	vs. VCU*	37	3-4	3-4	4-6	4	2	3	5	1	2	13
D3	UIC*	35	4-14	1-9	2-2	6	2	4	2	0	0	11
D6	at Ga. Tech*	36	2-10	2-8	2-2	3	0	3	1	0	1	8
D10	Alabama A&M*	26	2-5	2-5	0-0	1	1	4	0	0	1	6
D16	vs. USF*	30	0-3	0-1	2-3	0	1	3	0	0	0	2
D20	Tennessee Tech*	30	4-7	3-5	4-4	1	2	4	4	0	0	15
D22	Furman*	28	1-5	0-3	2-2	1	1	5	1	0	1	4
D31	St. Francis*	25	5-9	3-6	2-2	2	1	1	2	0	0	15
J3	at UMass*	23	3-6	3-4	0-0	3	2	3	2	1	3	9
J10	at Kentucky*	30	4-15	3-10	0-0	1	1	2	3	1	0	11
J14	Georgia*	27	1-6	0-4	2-2	3	0	4	1	0	0	4
J17	at Miss. State*	33	5-8	2-3	0-0	3	1	2	4	0	0	12
J20	Tennessee*	30	3-10	2-8	2-2	2	0	2	0	0	1	10
J25	Florida											
J28	at South Carolina											
J31	at Auburn											
F5	Alabama											
F7	Ole Miss											
F14	at Tennessee											
F17	Kentucky											
F21	at Florida											
F25	at Georgia											
F28	South Carolina											
M4	at LSU											
M8	Arkansas											

* Started game

CAREER STATISTICS AT VANDERBILT

Year	GP	GS	Min	Avg	FG	FGA	Pct.	3pt	3ptA	Pct	FT	FTA	Pct	Off	Def	Tot	Avg	PF	FO	Ast	TO	Blk	Stl	Pts	Avg
2008-09	18	16	538	29.9	59	148	.399	39	100	.390	26	32	.813	2	40	42	2.3	18	0	47	33	3	10	183	10.2
TOTAL	18	16	538	29.9	59	148	.399	39	100	.390	26	32	.813	2	40	42	2.3	18	0	47	33	3	10	183	10.2

PLAYER BIOS

NO. 24 — ANDRE WALKER

F ★ 6-8 ★ 214 ★ SO.-1ST
FLOOSMOOR, ILL. (BREWSTER ACADEMY [N.H.]

General Summary: Owns great range from the perimeter with solid ball handling skills...Versatile player who can play the small and power forward positions.

2008-09 (Sophomore): Recorded four rebounds and two blocked shots in 19 minutes against Morehead State...Tied a career-high with 10 points on 3-5 shooting against Illinois ... Tallied four point and eight rebound effort in first career start against MTSU... Out for the season with torn ACL.

Personal: Andre Medart Walker, Jr. ...Born March 9, 1988 in Hayward, Calif. ... Son of Jane and Andre Sr. ... Majoring in Human and Organizational Development... Chose Vanderbilt over Illinois, Creighton and Southern Illinois.

2008-09 GAME-BY-GAME STATISTICS

Date	Opponent	M	FG-A	3P-A	FT-A	Reb	PF	A	T	B	S	PTS
N16	Morehead State	19	0-1	0-0	0-0	4	0	0	1	2	0	0
N20	Illinois	23	3-5	0-0	4-4	2	2	1	1	0	2	10
N24	MTSU*	29	2-2	0-0	0-1	8	4	3	4	2	0	4
N26	Central Arkansas											-DNP-
N29	vs. Drake											-DNP-
N30	vs. VCU											-DNP-
D3	UIC											-DNP-
D6	at Ga. Tech											-DNP-
D10	Alabama A&M											-DNP-
D16	vs. USF											-DNP-
D20	Tennessee Tech											-DNP-
D22	Furman											-DNP-
D31	St. Francis											-DNP-
J3	at UMass											-DNP-
J10	at Kentucky											-DNP-
J14	Georgia											-DNP-
J17	at Miss. State											-DNP-
J20	Tennessee											-DNP-
J25	Florida											-DNP-
J28	at South Carolina											-DNP-
J31	at Auburn											-DNP-
F5	Alabama											-DNP-
F7	Ole Miss											-DNP-
F14	at Tennessee											-DNP-
F17	Kentucky											-DNP-
F21	at Florida											-DNP-
F25	at Georgia											-DNP-
F28	South Carolina											-DNP-
M4	at LSU											-DNP-
M8	Arkansas											-DNP-

* Started game

CAREER STATISTICS AT VANDERBILT

Year	GP	GS	Min	Avg	FG	FGA	Pct.	3pt	3ptA	Pct	FT	FTA	Pct	Off	Def	Tot	Avg	PF	FO	Ast	TO	Blk	Stl	Pts	Avg
2007-08	34	0	381	11.2	30	78	.385	2	10	.200	19	35	.543	28	40	68	2.0	57	1	36	26	11	9	81	2.4
2008-09	3	1	71	23.7	5	8	.625	0	0	.000	4	5	.800	5	9	14	4.7	6	0	4	6	4	2	14	4.7
TOTAL	37	1	452	12.2	35	86	.407	2	10	.200	23	40	.575	33	49	82	2.2	63	1	40	32	15	11	95	2.6

**2008-09 Vanderbilt Men's Basketball
Vanderbilt Combined Team Statistics (as of Jan 22, 2009)
All games**

Overall record: 12-6 Conf: 1-3 Home: 8-3 Away: 1-3 Neutral: 3-0

##	Player	gp-gs	Total		3-Point		F-Throw		Rebounds					Other					pts	avg		
			min	avg	fg-fga	fg%	3fg-fga	3fg%	ft-fa	ft%	off	def	tot	avg	pf	dq	a	to			blk	stl
04	OGILVY, A.J.	16-16	433	27.1	82-152	.539	3-11	.273	86-116	.741	28	80	108	6.8	43	0	14	44	26	14	253	15.8
44	TAYLOR, Jeffery	18-18	466	25.9	81-166	.488	8-34	.235	50-72	.694	43	68	111	6.2	43	2	28	36	10	23	220	12.2
00	BEAL, Jermaine	18-18	568	31.6	63-144	.438	27-69	.391	61-70	.871	4	69	73	4.1	31	0	55	27	4	26	214	11.9
01	TINSLEY, Brad	18-16	538	29.9	59-148	.399	39-100	.390	26-32	.813	2	40	42	2.3	18	0	47	33	3	10	183	10.2
05	GOULBOURNE, Lanc	10-0	143	14.3	20-44	.455	4-13	.308	11-13	.846	12	31	43	4.3	7	0	1	11	4	7	55	5.5
34	DRAKE, George	18-2	312	17.3	32-88	.364	7-36	.194	14-20	.700	16	33	49	2.7	30	0	30	24	5	15	85	4.7
24	WALKER, Andre	3-1	71	23.7	5-8	.625	0-0	.000	4-5	.800	5	9	14	4.7	6	0	4	6	4	2	14	4.7
03	EZELI, Festus	16-4	215	13.4	22-42	.524	0-0	.000	16-28	.571	15	32	47	2.9	28	0	1	27	17	1	60	3.8
33	TCHIENGANG, Steve	12-5	207	17.3	15-46	.326	6-20	.300	6-11	.545	14	25	39	3.3	34	1	10	13	3	2	42	3.5
21	MCCLELLAN, Darsha	18-10	342	19.0	18-57	.316	6-19	.316	9-15	.600	14	34	48	2.7	32	0	25	23	7	5	51	2.8
02	HINKLE, Charles	15-0	154	10.3	9-32	.281	6-25	.240	10-11	.909	3	14	17	1.1	12	0	7	6	1	5	34	2.3
50	DUFFY, Joe	14-0	120	8.6	7-18	.389	0-0	.000	3-4	.750	7	13	20	1.4	15	0	7	8	0	1	17	1.2
14	NOLL, Aaron	3-0	4	1.3	1-1	1.000	0-0	.000	0-1	.000	0	1	1	0.3	0	0	0	0	0	0	2	0.7
10	MERIWEATHER, Chri	4-0	8	2.0	1-1	1.000	0-0	.000	0-0	.000	0	0	0	0.0	2	0	0	1	0	0	2	0.5
15	COLE, Elliott	8-0	16	2.0	1-2	.500	0-1	.000	1-2	.500	0	1	1	0.1	1	0	0	2	0	1	3	0.4
22	GRAHAM, Jamie	3-0	3	1.0	0-1	.000	0-1	.000	0-0	.000	0	0	0	0.0	0	0	1	1	0	0	0	0.0
Team											28	22	50									
Total.....		18	3600		416-950	.438	106-329	.322	297-400	.743	191	472	663	36.8	302	3	230	262	84	112	1235	68.6
Opponents.....		18	3600		379-1017	.373	110-326	.337	209-302	.692	201	378	579	32.2	341	-	208	241	64	128	1077	59.8

TEAM STATISTICS	VU	OPP	Date	Opponent	Score	Att.
SCORING	1235	1077	# 11/16/08	MOREHEAD STATE	w 74-48	12562
Points per game	68.6	59.8	11/20/08	ILLINOIS	L 63-69	12630
Scoring margin	+8.8	-	11/24/08	MTSU	w 65-57	12502
FIELD GOALS-ATT	416-950	379-1017	# 11/26/08	CENTRAL ARKANSAS	w 83-62	12126
Field goal pct	.438	.373	^ 11/29/08	vs Drake University	w 72-57	275
3 POINT FG-ATT	106-329	110-326	^ 11/30/08	vs VCU	w 71-66	312
3-point FG pct	.322	.337	12/3/08	UIC	L 55-74	13214
3-pt FG made per game	5.9	6.1	12/6/08	at Georgia Tech	L 51-63	7219
FREE THROWS-ATT	297-400	209-302	12/10/08	ALABAMA A&M	w 78-55	12662
Free throw pct	.743	.692	! 12/16/08	vs South Florida	w 71-52	9498
F-Throws made per game	16.5	11.6	12/20/08	TENNESSEE TECH	w 83-63	12700
REBOUNDS	663	579	12/22/08	FURMAN	w 68-49	11961
Rebounds per game	36.8	32.2	12/31/08	SAINT FRANCIS	w 84-55	12496
Rebounding margin	+4.7	-	01/03/09	at Massachusetts	w 78-48	5698
ASSISTS	230	208	* 01/10/09	at Kentucky	L 60-70	24249
Assists per game	12.8	11.6	* 01/14/09	GEORGIA	w 50-40	13972
TURNOVERS	262	241	* 01/17/09	at Mississippi State	L 66-73	9268
Turnovers per game	14.6	13.4	* 01/20/09	TENNESSEE	L 63-76	14057
Turnover margin	-1.2	-				
Assist/turnover ratio	0.9	0.9				
STEALS	112	128	# -	Cancun Challenge, Nashville, Tenn., Memorial Gym		
Steals per game	6.2	7.1	^ -	Cancun Challenge, Cancun, Mexico, Moon Palace		
BLOCKS	84	64	! -	SEC/Big East Invitational, Nashville, Tenn., Sommet Center		
Blocks per game	4.7	3.6	*	= Conference game		
ATTENDANCE	140882	56519				
Home games-Avg/Game	11-12807	4-11608				
Neutral site-Avg/Game	-	3-3362				

Score by Periods	1st	2nd	Totals
Vanderbilt	580	655	1235
Opponents	478	599	1077

**2008-09 Vanderbilt Men's Basketball
Vanderbilt Combined Team Statistics (as of Jan 22, 2009)
Conference games**

RECORD:	OVERALL	HOME	AWAY	NEUTRAL
ALL GAMES	1-3	1-1	0-2	0-0
CONFERENCE	1-3	1-1	0-2	0-0
NON-CONFERENCE	0-0	0-0	0-0	0-0

#	Player	gp-gs	min	avg	Total		3-Point		F-Throw		Rebounds				pf	dq	a	to	blk	stl	pts	avg
					fg-fga	fg%	3fg-fga	3fg%	ft-fta	ft%	off	def	tot	avg								
04	OGILVY, A.J.	3-3	84	28.0	13-24	.542	0-0	.000	13-20	.650	3	11	14	4.7	8	0	2	6	6	5	39	13.0
00	BEAL, Jermaine	4-4	134	33.5	15-40	.375	3-18	.167	16-18	.889	1	13	14	3.5	10	0	7	6	1	4	49	12.3
44	TAYLOR, Jeffery	4-4	113	28.3	16-37	.432	4-8	.500	9-11	.818	11	14	25	6.3	10	1	6	12	3	7	45	11.3
01	TINSLEY, Brad	4-4	120	30.0	13-39	.333	7-25	.280	4-4	1.000	1	8	9	2.3	2	0	8	8	1	1	37	9.3
34	DRAKE, George	4-0	64	16.0	9-22	.409	0-5	.000	2-2	1.000	6	8	14	3.5	10	0	3	4	1	6	20	5.0
33	TCHIENGANG, Steve	4-0	66	16.5	7-19	.368	3-8	.375	1-2	.500	5	7	12	3.0	12	1	5	3	0	0	18	4.5
05	GOULBOURNE, Lanc	4-0	54	13.5	6-18	.333	1-6	.167	0-0	.000	5	6	11	2.8	6	0	1	4	0	3	13	3.3
21	MCCLELLAN, Darsha	4-4	80	20.0	4-20	.200	1-10	.100	0-0	.000	4	10	14	3.5	5	0	3	6	1	0	9	2.3
02	HINKLE, Charles	2-0	9	4.5	1-1	1.000	1-1	1.000	0-0	.000	1	1	2	1.0	0	0	1	0	0	0	3	1.5
03	EZELI, Festus	4-1	61	15.3	2-4	.500	0-0	.000	2-4	.500	4	9	13	3.3	3	0	0	6	3	0	6	1.5
50	DUFFY, Joe	1-0	12	12.0	0-1	.000	0-0	.000	0-0	.000	0	1	1	1.0	1	0	1	1	0	0	0	0.0
22	GRAHAM, Jamie	3-0	3	1.0	0-1	.000	0-1	.000	0-0	.000	0	0	0	0.0	0	0	1	1	0	0	0	0.0
Team											7	3	10									
Total.....		4	800		86-226	.381	20-82	.244	47-61	.770	48	91	139	34.8	67	2	38	57	16	26	239	59.8
Opponents.....		4	800		93-213	.437	21-67	.313	52-66	.788	38	97	135	33.8	63	-	50	56	20	25	259	64.8

TEAM STATISTICS	VU	OPP	Date	Opponent	Score	Att.
SCORING	239	259	* 01/10/09	at Kentucky	L 60-70	24249
Points per game	59.8	64.8	* 01/14/09	GEORGIA	w 50-40	13972
Scoring margin	-5.0	-	* 01/17/09	at Mississippi State	L 66-73	9268
FIELD GOALS-ATT	86-226	93-213	* 01/20/09	TENNESSEE	L 63-76	14057
Field goal pct	.381	.437				
3 POINT FG-ATT	20-82	21-67	# -	Cancun Challenge, Nashville, Tenn., Memorial Gym		
3-point FG pct	.244	.313	^ -	Cancun Challenge, Cancun, Mexico, Moon Palace		
3-pt FG made per game	5.0	5.3	! -	SEC/Big East Invitational, Nashville, Tenn., Sommet Center		
FREE THROWS-ATT	47-61	52-66	*	= Conference game		
Free throw pct	.770	.788				
F-Throws made per game	11.8	13.0				
REBOUNDS	139	135				
Rebounds per game	34.8	33.8				
Rebounding margin	+1.0	-				
ASSISTS	38	50				
Assists per game	9.5	12.5				
TURNOVERS	57	56				
Turnovers per game	14.3	14.0				
Turnover margin	-0.2	-				
Assist/turnover ratio	0.7	0.9				
STEALS	26	25				
Steals per game	6.5	6.3				
BLOCKS	16	20				
Blocks per game	4.0	5.0				
ATTENDANCE	28029	33517				
Home games-Avg/Game	2-14014	2-16758				
Neutral site-Avg/Game	-	0-0				

Score by Periods	1st	2nd	Totals
Vanderbilt	100	139	239
Opponents	109	150	259

2008-09 Vanderbilt Men's Basketball
Vanderbilt Team Game-by-Game (as of Jan 22, 2009)
All games

TEAM STATISTICS

Opponent	Date	Score		Total		3-Pointers		Free throws		Rebounds				pf	a	t/o	blk	stl	pts	avg
				fg-fga	pct	3fg-fga	pct	ft-fta	pct	off	def	tot	avg							
MOREHEAD STATE	11/16/08	74-48	W	22-48	.458	8-22	.364	22-28	.786	8	23	31	31.0	13	9	18	8	7	74	74.0
ILLINOIS	11/20/08	63-69	L	23-53	.434	4-15	.267	13-21	.619	13	20	33	32.0	14	14	10	5	5	63	68.5
MTSU	11/24/08	65-57	W	19-44	.432	5-9	.556	22-30	.733	12	30	42	35.3	26	11	17	7	2	65	67.3
CENTRAL ARKANSAS	11/26/08	83-62	W	30-59	.508	7-25	.280	16-21	.762	12	31	43	37.2	13	16	9	6	3	83	71.2
vs Drake University	11/29/08	72-57	W	24-52	.462	10-22	.455	14-17	.824	7	21	28	35.4	24	18	13	3	7	72	71.4
vs VCU	11/30/08	71-66	W	19-44	.432	7-13	.538	26-30	.867	9	25	34	35.2	17	16	23	2	7	71	71.3
UIC	12/3/08	55-74	L	20-59	.339	4-24	.167	11-15	.733	12	26	38	35.6	13	12	16	7	6	55	69.0
at Georgia Tech	12/6/08	51-63	L	16-50	.320	2-16	.125	17-27	.630	10	23	33	35.2	23	10	17	8	7	51	66.8
ALABAMA A&M	12/10/08	78-55	W	26-44	.591	5-14	.357	21-29	.724	6	28	34	35.1	10	16	16	4	9	78	68.0
vs South Florida	12/16/08	71-52	W	23-52	.442	6-13	.462	19-29	.655	10	30	40	35.6	18	11	21	2	10	71	68.3
TENNESSEE TECH	12/20/08	83-63	W	28-57	.491	8-17	.471	19-24	.792	12	34	46	36.5	19	16	17	1	5	83	69.6
FURMAN	12/22/08	68-49	W	22-47	.468	5-16	.313	19-27	.704	8	29	37	36.6	16	13	6	5	6	68	69.5
SAINT FRANCIS	12/31/08	84-55	W	30-54	.556	7-21	.333	17-24	.708	11	26	37	36.6	13	11	10	3	5	84	70.6
at Massachusetts	01/03/09	78-48	W	28-61	.459	8-20	.400	14-17	.824	13	35	48	37.4	16	19	12	7	7	78	71.1
at Kentucky	01/10/09	60-70	L	18-57	.316	7-25	.280	17-19	.895	14	21	35	37.3	17	9	15	2	5	60	70.4
GEORGIA	01/14/09	50-40	W	20-49	.408	2-16	.125	8-11	.727	5	23	28	36.7	8	11	12	7	10	50	69.1
at Mississippi State	01/17/09	66-73	L	28-62	.452	5-18	.278	5-8	.625	13	24	37	36.7	20	10	17	3	6	66	68.9
TENNESSEE	01/20/09	63-76	L	20-58	.345	6-23	.261	17-23	.739	16	23	39	36.8	22	8	13	4	5	63	68.6
Vanderbilt		1235		416-950	.438	106-329	.322	297-400	.743	191	472	663	36.8	302	230	262	84	112	1235	68.6
Opponents		1077		379-1017	.373	110-326	.337	209-302	.692	201	378	579	32.2	341	208	241	64	128	1077	59.8

Games played: 18
Points/game: 68.6
FG Pct: 43.8
3FG Pct: 32.2
FT Pct: 74.3

Rebounds/game: 36.8
Assists/game: 12.8
Turnovers/game: 14.6
Assist/turnover ratio: 0.9
Steals/game: 6.2
Blocks/game: 4.7

2008-09 Vanderbilt Men's Basketball
 Vanderbilt Opponent Game-by-Game (as of Jan 22, 2009)
 All games

OPPONENT STATISTICS

Opponent	Date	Score		Total		3-Pointers		Free throws		Rebounds				pf	a	t/o	blk	stl	pts	avg
				fg-fga	pct	3fg-fga	pct	ft-fta	pct	off	def	tot	avg							
MOREHEAD STATE	11/16/08	74-48	W	17-50	.340	5-12	.417	9-11	.818	10	17	27	27.0	24	8	21	0	8	48	48.0
ILLINOIS	11/20/08	63-69	L	24-65	.369	10-19	.526	11-11	1.000	21	21	42	34.5	21	18	12	2	5	69	58.5
MTSU	11/24/08	65-57	W	17-56	.304	6-19	.316	17-24	.708	10	20	30	33.0	28	7	7	2	7	57	58.0
CENTRAL ARKANSAS	11/26/08	83-62	W	21-58	.362	10-23	.435	10-17	.588	8	20	28	31.8	17	11	8	0	4	62	59.0
vs Drake University	11/29/08	72-57	W	16-43	.372	7-20	.350	18-23	.783	6	18	24	30.2	17	10	16	2	4	57	58.6
vs VCU	11/30/08	71-66	W	25-59	.424	6-22	.273	10-16	.625	8	17	25	29.3	22	12	16	7	14	66	59.8
UIC	12/3/08	55-74	L	30-67	.448	12-19	.632	2-3	.667	11	28	39	30.7	14	19	11	7	8	74	61.9
at Georgia Tech	12/6/08	51-63	L	21-62	.339	1-6	.167	20-31	.645	23	25	48	32.9	17	15	15	7	10	63	62.0
ALABAMA A&M	12/10/08	78-55	W	20-62	.323	5-20	.250	10-12	.833	14	16	30	32.6	21	6	15	0	7	55	61.2
vs South Florida	12/16/08	71-52	W	18-53	.340	4-17	.235	12-21	.571	9	23	32	32.5	23	10	19	1	9	52	60.3
TENNESSEE TECH	12/20/08	83-63	W	23-69	.333	5-18	.278	12-25	.480	20	20	40	33.2	22	10	13	3	12	63	60.5
FURMAN	12/22/08	68-49	W	18-51	.353	6-19	.316	7-13	.538	8	22	30	32.9	21	9	8	5	3	49	59.6
SAINT FRANCIS	12/31/08	84-55	W	20-53	.377	8-22	.364	7-11	.636	6	15	21	32.0	20	15	13	1	6	55	59.2
at Massachusetts	01/03/09	78-48	W	16-56	.286	4-23	.174	12-18	.667	9	19	28	31.7	11	8	11	7	6	48	58.4
at Kentucky	01/10/09	60-70	L	24-55	.436	6-19	.316	16-19	.842	10	24	34	31.9	14	13	12	7	5	70	59.2
GEORGIA	01/14/09	50-40	W	18-54	.333	4-17	.235	0-2	.000	14	25	39	32.3	17	9	20	4	8	40	58.0
at Mississippi State	01/17/09	66-73	L	24-50	.480	7-18	.389	18-22	.818	5	23	28	32.1	11	14	12	6	10	73	58.9
TENNESSEE	01/20/09	63-76	L	27-54	.500	4-13	.308	18-23	.783	9	25	34	32.2	21	14	12	3	2	76	59.8
Opponents		1077		379-1017	.373	110-326	.337	209-302	.692	201	378	579	32.2	341	208	241	64	128	1077	59.8
Vanderbilt		1235		416-950	.438	106-329	.322	297-400	.743	191	472	663	36.8	302	230	262	84	112	1235	68.6

Games played: 18
 Points/game: 59.8
 FG Pct: 37.3
 3FG Pct: 33.7
 FT Pct: 69.2

Rebounds/game: 32.2
 Assists/game: 11.6
 Turnovers/game: 13.4
 Assist/turnover ratio: 0.9
 Steals/game: 7.1
 Blocks/game: 3.6

2008-09 Vanderbilt Men's Basketball
 Vanderbilt Points-Rebounds-Assists (as of Jan 22, 2009)
 All games

Opponent	Date	Score		00	01	02	03	04	05	21
				BEAL,JERMA	TINSLEY,BR	HINKLE,CHA	EZELI,FEST	OGILVY,AJ	GOULBOURNE	MCCLELLAN,
MOREHEAD STATE	11/16/08	74-48	w	10-1-1	12-4-1	0-0-1	2-3-0	12-2-0	11-4-0	2-1-1
ILLINOIS	11/20/08	63-69	L	6-6-7	11-3-2	DNP	7-5-0	13-7-0	DNP	3-0-2
MTSU	11/24/08	65-57	w	12-5-4	10-1-0	3-0-0	4-1-0	19-11-0	DNP	0-2-0
CENTRAL ARKANSAS	11/26/08	83-62	w	12-4-3	11-1-1	3-1-0	11-5-0	10-8-2	DNP	2-4-0
vs Drake University	11/29/08	72-57	w	14-6-5	19-3-5	5-3-1	DNP	13-3-0	DNP	2-0-4
vs VCU	11/30/08	71-66	w	14-4-6	13-4-3	4-1-0	DNP	25-7-1	DNP	3-7-3
UIC	12/3/08	55-74	L	7-2-0	11-6-4	2-4-1	3-0-0	14-6-1	DNP	0-1-0
at Georgia Tech	12/6/08	51-63	L	5-5-3	8-3-3	0-0-0	3-6-0	15-7-1	DNP	0-1-1
ALABAMA A&M	12/10/08	78-55	w	14-5-5	6-1-4	3-1-0	8-2-0	17-8-0	DNP	0-0-4
vs South Florida	12/16/08	71-52	w	20-5-2	2-0-3	1-2-0	4-3-1	20-13-1	0-1-0	9-5-1
TENNESSEE TECH	12/20/08	83-63	w	9-4-3	15-1-4	0-1-0	1-1-0	20-6-3	7-7-0	3-3-2
FURMAN	12/22/08	68-49	w	15-5-0	4-1-5	3-2-1	5-1-0	22-8-2	4-4-0	3-0-1
SAINT FRANCIS	12/31/08	84-55	w	17-1-3	15-2-1	7-0-1	6-5-0	DNP	10-8-0	5-5-0
at Massachusetts	01/03/09	78-48	w	10-6-6	9-3-3	0-0-1	0-2-0	14-8-1	10-8-0	10-5-3
at Kentucky	01/10/09	60-70	L	18-1-3	11-1-0	DNP	2-4-0	DNP	2-1-0	5-7-1
GEORGIA	01/14/09	50-40	w	9-5-2	4-3-4	DNP	0-1-0	18-4-0	7-1-0	2-3-1
at Mississippi State	01/17/09	66-73	L	14-3-1	12-3-2	0-0-1	2-4-0	14-6-1	2-6-0	2-4-1
TENNESSEE	01/20/09	63-76	L	8-5-1	10-2-2	3-2-0	2-4-0	7-4-1	2-3-1	0-0-0

Opponent	Date	Score		22	24	33	34	44	50
				GRAHAM,JAM	WALKER,AND	TCHIENGANG	DRAKE,GEOR	TAYLOR,JEF	DUFFY,JOE
MOREHEAD STATE	11/16/08	74-48	w	DNP	0-4-0	DNP	5-2-3	16-5-1	4-4-1
ILLINOIS	11/20/08	63-69	L	DNP	10-2-1	DNP	2-1-1	11-6-1	0-0-0
MTSU	11/24/08	65-57	w	DNP	4-8-3	DNP	0-0-0	13-11-4	0-0-0
CENTRAL ARKANSAS	11/26/08	83-62	w	DNP	DNP	DNP	14-8-6	16-6-2	4-2-2
vs Drake University	11/29/08	72-57	w	DNP	DNP	DNP	0-3-2	15-4-1	4-5-0
vs VCU	11/30/08	71-66	w	DNP	DNP	DNP	2-1-1	10-7-2	0-0-0
UIC	12/3/08	55-74	L	DNP	DNP	2-4-0	2-5-3	14-7-3	DNP
at Georgia Tech	12/6/08	51-63	L	DNP	DNP	4-1-1	5-0-0	11-7-1	0-0-0
ALABAMA A&M	12/10/08	78-55	w	DNP	DNP	2-4-0	7-4-2	18-4-1	2-0-0
vs South Florida	12/16/08	71-52	w	DNP	DNP	2-1-0	4-1-1	9-7-2	0-1-0
TENNESSEE TECH	12/20/08	83-63	w	DNP	DNP	2-6-2	12-4-1	14-7-1	0-3-0
FURMAN	12/22/08	68-49	w	DNP	DNP	0-1-1	4-2-2	8-5-1	0-2-0
SAINT FRANCIS	12/31/08	84-55	w	DNP	DNP	3-6-0	3-3-3	13-5-1	1-2-2
at Massachusetts	01/03/09	78-48	w	DNP	DNP	9-4-1	5-1-2	7-5-1	2-0-1
at Kentucky	01/10/09	60-70	L	0-0-0	DNP	5-4-1	2-2-1	15-11-2	0-1-1
GEORGIA	01/14/09	50-40	w	DNP	DNP	2-3-3	2-5-1	6-3-0	DNP
at Mississippi State	01/17/09	66-73	L	0-0-0	DNP	2-3-0	0-1-0	18-4-4	DNP
TENNESSEE	01/20/09	63-76	L	0-0-1	DNP	9-2-1	16-6-1	6-7-0	DNP

2008-09 Vanderbilt Men's Basketball
Vanderbilt Game-by-Game Highs (as of Jan 22, 2009)
All games

Opponent	Date	Score	Points	Rebounds	Assists	Steals	Blocked shots
MOREHEAD STATE	11/16/08	74-48	16-TAYLOR, Jeffery	5-TAYLOR, Jeffery	3-DRAKE, George	3-BEAL, Jermaine	2-OGILVY, A.J. EZELI, Festus WALKER, Andre
ILLINOIS	11/20/08	63-69	13-OGILVY, A.J.	7-OGILVY, A.J.	7-BEAL, Jermaine	3-TAYLOR, Jeffery	3-OGILVY, A.J.
MTSU	11/24/08	65-57	19-OGILVY, A.J.	11-TAYLOR, Jeffery OGILVY, A.J.	4-BEAL, Jermaine TAYLOR, Jeffery	2-BEAL, Jermaine	3-OGILVY, A.J.
CENTRAL ARKANSAS	11/26/08	83-62	16-TAYLOR, Jeffery	8-DRAKE, George OGILVY, A.J.	6-DRAKE, George	2-TAYLOR, Jeffery	2-MCCLELLAN, Dars
vs Drake University	11/29/08	72-57	19-TINSLEY, Brad	6-BEAL, Jermaine	5-TINSLEY, Brad BEAL, Jermaine	2-BEAL, Jermaine	1-HINKLE, Charles MCCLELLAN, Dars OGILVY, A.J.
vs VCU	11/30/08	71-66	25-OGILVY, A.J.	7-TAYLOR, Jeffery MCCLELLAN, Dars OGILVY, A.J.	6-BEAL, Jermaine	2-TINSLEY, Brad MCCLELLAN, Dars	1-DRAKE, George TINSLEY, Brad
UIC	12/3/08	55-74	14-TAYLOR, Jeffery OGILVY, A.J.	7-TAYLOR, Jeffery	4-TINSLEY, Brad	1-TAYLOR, Jeffery HINKLE, Charles OGILVY, A.J. BEAL, Jermaine TCHIENGANG, Ste EZELI, Festus	4-OGILVY, A.J.
at Georgia Tech	12/6/08	51-63	15-OGILVY, A.J.	7-OGILVY, A.J. TAYLOR, Jeffery	3-BEAL, Jermaine TINSLEY, Brad	3-BEAL, Jermaine	3-EZELI, Festus OGILVY, A.J.
ALABAMA A&M	12/10/08	78-55	18-TAYLOR, Jeffery	8-OGILVY, A.J.	5-BEAL, Jermaine	3-BEAL, Jermaine DRAKE, George	1-TCHIENGANG, Ste TAYLOR, Jeffery MCCLELLAN, Dars OGILVY, A.J.
vs South Florida	12/16/08	71-52	20-OGILVY, A.J. BEAL, Jermaine	13-OGILVY, A.J.	3-TINSLEY, Brad	3-OGILVY, A.J. BEAL, Jermaine	1-EZELI, Festus BEAL, Jermaine
TENNESSEE TECH	12/20/08	83-63	20-OGILVY, A.J.	7-TAYLOR, Jeffery GOULBOURNE, La	4-TINSLEY, Brad	2-OGILVY, A.J.	1-GOULBOURNE, La
FURMAN	12/22/08	68-49	22-OGILVY, A.J.	8-OGILVY, A.J.	5-TINSLEY, Brad	2-DRAKE, George TAYLOR, Jeffery	2-OGILVY, A.J.
SAINT FRANCIS	12/31/08	84-55	17-BEAL, Jermaine	8-GOULBOURNE, La	3-BEAL, Jermaine DRAKE, George	4-BEAL, Jermaine	2-EZELI, Festus
at Massachusetts	01/03/09	78-48	14-OGILVY, A.J.	8-OGILVY, A.J. GOULBOURNE, La	6-BEAL, Jermaine	3-TINSLEY, Brad	3-EZELI, Festus
at Kentucky	01/10/09	60-70	18-BEAL, Jermaine	11-TAYLOR, Jeffery	3-BEAL, Jermaine	4-TAYLOR, Jeffery	1-TAYLOR, Jeffery TINSLEY, Brad
GEORGIA	01/14/09	50-40	18-OGILVY, A.J.	5-DRAKE, George BEAL, Jermaine	4-TINSLEY, Brad	4-OGILVY, A.J.	2-OGILVY, A.J.
at Mississippi State	01/17/09	66-73	18-TAYLOR, Jeffery	6-OGILVY, A.J. GOULBOURNE, La	4-TAYLOR, Jeffery	2-BEAL, Jermaine	2-OGILVY, A.J.
TENNESSEE	01/20/09	63-76	16-DRAKE, George	7-TAYLOR, Jeffery	2-TINSLEY, Brad	2-DRAKE, George	2-OGILVY, A.J.

2008-09 Vanderbilt Men's Basketball
Vanderbilt Team High/Low Analysis (as of Jan 22, 2009)
All games

Vanderbilt - TEAM GAME HIGHS

POINTS	84		SAINT FRANCIS (12/31/08)
	83		TENNESSEE TECH (12/20/08)
	83		CENTRAL ARKANSAS (11/26/08)
	78		at Massachusetts (01/03/09)
	78		ALABAMA A&M (12/10/08)
FIELD GOALS MADE	30		SAINT FRANCIS (12/31/08)
	30		CENTRAL ARKANSAS (11/26/08)
FIELD GOAL ATTEMPTS	62		at Mississippi State (01/17/09)
	61		at Massachusetts (01/03/09)
FIELD GOAL PERCENTAGE	.591	(26-44)	ALABAMA A&M (12/10/08)
	.556	(30-54)	SAINT FRANCIS (12/31/08)
3 PT FIELD GOALS MADE	10		vs Drake University (11/29/08)
	8		at Massachusetts (01/03/09)
	8		TENNESSEE TECH (12/20/08)
	8		MOREHEAD STATE (11/16/08)
3 PT FG ATTEMPTS	25		at Kentucky (01/10/09)
	25		CENTRAL ARKANSAS (11/26/08)
3 PT FG PERCENTAGE	.556	(5-9)	MTSU (11/24/08)
	.538	(7-13)	vs VCU (11/30/08)
FREE THROWS MADE	26		vs VCU (11/30/08)
	22		MTSU (11/24/08)
	22		MOREHEAD STATE (11/16/08)
FREE THROW ATTEMPTS	30		vs VCU (11/30/08)
	30		MTSU (11/24/08)
FREE THROW PERCENTAGE	.895	(17-19)	at Kentucky (01/10/09)
	.867	(26-30)	vs VCU (11/30/08)
REBOUNDS	48		at Massachusetts (01/03/09)
	46		TENNESSEE TECH (12/20/08)
ASSISTS	19		at Massachusetts (01/03/09)
	18		vs Drake University (11/29/08)
STEALS	10		GEORGIA (01/14/09)
	10		vs South Florida (12/16/08)
BLOCKED SHOTS	8		at Georgia Tech (12/6/08)
	8		MOREHEAD STATE (11/16/08)
TURNOVERS	23		vs VCU (11/30/08)
	21		vs South Florida (12/16/08)
FOULS	26		MTSU (11/24/08)
	24		vs Drake University (11/29/08)

2008-09 Vanderbilt Men's Basketball
Vanderbilt High/Low Analysis (as of Jan 22, 2009)
All games

Opponent - GAME HIGHS

POINTS	76		TENNESSEE (01/20/09)
	74		UIC (12/3/08)
	73		at Mississippi State (01/17/09)
	70		at Kentucky (01/10/09)
FIELD GOALS MADE	69		ILLINOIS (11/20/08)
	30		UIC (12/3/08)
FIELD GOAL ATTEMPTS	27		TENNESSEE (01/20/09)
	69		TENNESSEE TECH (12/20/08)
FIELD GOAL PERCENTAGE	67		UIC (12/3/08)
	.500	(27-54)	TENNESSEE (01/20/09)
3 PT FIELD GOALS MADE	.480	(24-50)	at Mississippi State (01/17/09)
	12		UIC (12/3/08)
3 PT FG ATTEMPTS	10		CENTRAL ARKANSAS (11/26/08)
	10		ILLINOIS (11/20/08)
3 PT FG PERCENTAGE	23		at Massachusetts (01/03/09)
	23		CENTRAL ARKANSAS (11/26/08)
FREE THROWS MADE	.632	(12-19)	UIC (12/3/08)
	.526	(10-19)	ILLINOIS (11/20/08)
FREE THROW ATTEMPTS	20		at Georgia Tech (12/6/08)
	18		TENNESSEE (01/20/09)
	18		at Mississippi State (01/17/09)
	18		vs Drake University (11/29/08)
FREE THROW PERCENTAGE	31		at Georgia Tech (12/6/08)
	25		TENNESSEE TECH (12/20/08)
REBOUNDS	1.000	(11-11)	ILLINOIS (11/20/08)
	.842	(16-19)	at Kentucky (01/10/09)
ASSISTS	48		at Georgia Tech (12/6/08)
	42		ILLINOIS (11/20/08)
STEALS	19		UIC (12/3/08)
	18		ILLINOIS (11/20/08)
BLOCKED SHOTS	14		vs VCU (11/30/08)
	12		TENNESSEE TECH (12/20/08)
TURNOVERS	7		at Kentucky (01/10/09)
	7		at Massachusetts (01/03/09)
	7		at Georgia Tech (12/6/08)
	7		UIC (12/3/08)
	7		vs VCU (11/30/08)
FOULS	21		MOREHEAD STATE (11/16/08)
	20		GEORGIA (01/14/09)
FOULS	28		MTSU (11/24/08)
	24		MOREHEAD STATE (11/16/08)

2008-09 Vanderbilt Men's Basketball
 Vanderbilt High/Low Analysis (as of Jan 22, 2009)
 All games

Vanderbilt - GAME LOWS

POINTS	50		GEORGIA (01/14/09)
	51		at Georgia Tech (12/6/08)
	55		UIC (12/3/08)
FIELD GOALS MADE	60		at Kentucky (01/10/09)
	63		ILLINOIS (11/20/08)
	63		TENNESSEE (01/20/09)
FIELD GOAL ATTEMPTS	16		at Georgia Tech (12/6/08)
	18		at Kentucky (01/10/09)
	44		MTSU (11/24/08)
FIELD GOAL PERCENTAGE	44		vs VCU (11/30/08)
	44		ALABAMA A&M (12/10/08)
	.316	(18-57)	at Kentucky (01/10/09)
3 PT FIELD GOALS MADE	.320	(16-50)	at Georgia Tech (12/6/08)
	2		at Georgia Tech (12/6/08)
	2		GEORGIA (01/14/09)
3 PT FG ATTEMPTS	9		MTSU (11/24/08)
	13		vs VCU (11/30/08)
	13		vs South Florida (12/16/08)
3 PT FG PERCENTAGE	.125	(2-16)	at Georgia Tech (12/6/08)
	.125	(2-16)	GEORGIA (01/14/09)
	5		at Mississippi State (01/17/09)
FREE THROWS MADE	8		GEORGIA (01/14/09)
	8		at Mississippi State (01/17/09)
	11		GEORGIA (01/14/09)
FREE THROW ATTEMPTS	.619	(13-21)	ILLINOIS (11/20/08)
	.625	(5-8)	at Mississippi State (01/17/09)
	28		vs Drake University (11/29/08)
REBOUNDS	28		GEORGIA (01/14/09)
	8		TENNESSEE (01/20/09)
	9		MOREHEAD STATE (11/16/08)
ASSISTS	9		at Kentucky (01/10/09)
	2		MTSU (11/24/08)
	3		CENTRAL ARKANSAS (11/26/08)
STEALS	1		TENNESSEE TECH (12/20/08)
	2		vs VCU (11/30/08)
	2		vs South Florida (12/16/08)
BLOCKED SHOTS	2		at Kentucky (01/10/09)
	2		FURMAN (12/22/08)
	6		CENTRAL ARKANSAS (11/26/08)
TURNOVERS	9		GEORGIA (01/14/09)
	8		ALABAMA A&M (12/10/08)
	10		

2008-09 Vanderbilt Men's Basketball
Vanderbilt High/Low Analysis (as of Jan 22, 2009)
All games

Opponent - GAME LOWS

POINTS	40		GEORGIA (01/14/09)
	48		MOREHEAD STATE (11/16/08)
	48		at Massachusetts (01/03/09)
	49		FURMAN (12/22/08)
	52		vs South Florida (12/16/08)
FIELD GOALS MADE	16		vs Drake University (11/29/08)
	16		at Massachusetts (01/03/09)
FIELD GOAL ATTEMPTS	43		vs Drake University (11/29/08)
	50		MOREHEAD STATE (11/16/08)
	50		at Mississippi State (01/17/09)
FIELD GOAL PERCENTAGE	.286	(16-56)	at Massachusetts (01/03/09)
	.304	(17-56)	MTSU (11/24/08)
3 PT FIELD GOALS MADE	1		at Georgia Tech (12/6/08)
	4		vs South Florida (12/16/08)
	4		at Massachusetts (01/03/09)
	4		GEORGIA (01/14/09)
	4		TENNESSEE (01/20/09)
3 PT FG ATTEMPTS	6		at Georgia Tech (12/6/08)
	12		MOREHEAD STATE (11/16/08)
3 PT FG PERCENTAGE	.167	(1-6)	at Georgia Tech (12/6/08)
	.174	(4-23)	at Massachusetts (01/03/09)
FREE THROWS MADE	0		GEORGIA (01/14/09)
	2		UIC (12/3/08)
FREE THROW ATTEMPTS	2		GEORGIA (01/14/09)
	3		UIC (12/3/08)
FREE THROW PERCENTAGE	.000	(0-2)	GEORGIA (01/14/09)
	.480	(12-25)	TENNESSEE TECH (12/20/08)
REBOUNDS	21		SAINT FRANCIS (12/31/08)
	24		vs Drake University (11/29/08)
ASSISTS	6		ALABAMA A&M (12/10/08)
	7		MTSU (11/24/08)
STEALS	2		TENNESSEE (01/20/09)
	3		FURMAN (12/22/08)
BLOCKED SHOTS	0		MOREHEAD STATE (11/16/08)
	0		CENTRAL ARKANSAS (11/26/08)
	0		ALABAMA A&M (12/10/08)
TURNOVERS	7		MTSU (11/24/08)
	8		CENTRAL ARKANSAS (11/26/08)
	8		FURMAN (12/22/08)
FOULS	11		at Massachusetts (01/03/09)
	11		at Mississippi State (01/17/09)

2008-09 Vanderbilt Men's Basketball
Vanderbilt Player High/Low Analysis (as of Jan 22, 2009)
All games

Vanderbilt - INDIVIDUAL GAME HIGHS

Points	25		OGILVY, A.J. vs VCU (11/30/08)
	22		OGILVY, A.J. vs Furman (12/22/08)
	20		OGILVY, A.J. vs Tennessee Tech (12/20/08)
	20		BEAL, Jermaine vs South Florida (12/16/08)
	20		OGILVY, A.J. vs South Florida (12/16/08)
Field Goals Made	11		OGILVY, A.J. vs VCU (11/30/08)
	8		DRAKE, George vs Tennessee (01/20/09)
	8		TAYLOR, Jeffery at Mississippi State (01/17/09)
	8		TAYLOR, Jeffery vs Alabama A&M (12/10/08)
Field Goal Att.	16		OGILVY, A.J. vs VCU (11/30/08)
	15		DRAKE, George vs Tennessee (01/20/09)
	15		TINSLEY, Brad at Kentucky (01/10/09)
FG Pct (min 5 made)	.889	(8-9)	TAYLOR, Jeffery vs Alabama A&M (12/10/08)
	.833	(5-6)	BEAL, Jermaine vs Furman (12/22/08)
3-Point FG Made	5		TINSLEY, Brad vs Drake University (11/29/08)
	3		TINSLEY, Brad at Kentucky (01/10/09)
	3		TINSLEY, Brad at Massachusetts (01/03/09)
	3		BEAL, Jermaine vs Saint Francis (12/31/08)
	3		TINSLEY, Brad vs Saint Francis (12/31/08)
	3		BEAL, Jermaine vs Furman (12/22/08)
	3		TINSLEY, Brad vs Tennessee Tech (12/20/08)
	3		BEAL, Jermaine vs Tennessee Tech (12/20/08)
	3		BEAL, Jermaine vs South Florida (12/16/08)
	3		TINSLEY, Brad vs VCU (11/30/08)
	3		BEAL, Jermaine vs Drake University (11/29/08)
	3		TINSLEY, Brad vs Central Arkansas (11/26/08)
	3		GOULBOURNE, Lance vs Morehead State (11/16/08)
	3		TINSLEY, Brad vs Morehead State (11/16/08)
	3-Point FG Att.	10	
9			TINSLEY, Brad vs UIC (12/3/08)
9			TINSLEY, Brad vs Central Arkansas (11/26/08)
3-Pt FG Pct (min 2 made)	1.000	(2-2)	TCHIENGANG, Steve vs Tennessee (01/20/09)
	1.000	(2-2)	OGILVY, A.J. vs VCU (11/30/08)
Free Throws Made	10		OGILVY, A.J. vs Furman (12/22/08)
	9		OGILVY, A.J. vs Alabama A&M (12/10/08)
	9		OGILVY, A.J. vs MTSU (11/24/08)
Free Throw Att.	13		OGILVY, A.J. vs Furman (12/22/08)
	13		OGILVY, A.J. vs South Florida (12/16/08)
	13		OGILVY, A.J. vs MTSU (11/24/08)
FT Pct (min 3 made)	1.000	(8-8)	OGILVY, A.J. vs Tennessee Tech (12/20/08)
	1.000	(8-8)	BEAL, Jermaine vs VCU (11/30/08)
	1.000	(7-7)	BEAL, Jermaine at Kentucky (01/10/09)
	1.000	(6-6)	TAYLOR, Jeffery at Kentucky (01/10/09)
	1.000	(6-6)	TAYLOR, Jeffery vs VCU (11/30/08)
	1.000	(6-6)	OGILVY, A.J. vs Morehead State (11/16/08)
	1.000	(4-4)	GOULBOURNE, Lance at Massachusetts (01/03/09)
	1.000	(4-4)	BEAL, Jermaine at Massachusetts (01/03/09)
	1.000	(4-4)	OGILVY, A.J. at Massachusetts (01/03/09)
	1.000	(4-4)	GOULBOURNE, Lance vs Saint Francis (12/31/08)
	1.000	(4-4)	TINSLEY, Brad vs Tennessee Tech (12/20/08)
	1.000	(4-4)	BEAL, Jermaine vs UIC (12/3/08)
	1.000	(4-4)	HINKLE, Charles vs VCU (11/30/08)
1.000	(4-4)	OGILVY, A.J. vs Central Arkansas (11/26/08)	

	1.000	(4-4)	WALKER, Andre vs Illinois (11/20/08)
	1.000	(3-3)	HINKLE, Charles vs Saint Francis (12/31/08)
	1.000	(3-3)	BEAL, Jermaine vs South Florida (12/16/08)
	1.000	(3-3)	OGILVY, A.J. vs Drake University (11/29/08)
	1.000	(3-3)	BEAL, Jermaine vs Morehead State (11/16/08)
Rebounds	13		OGILVY, A.J. vs South Florida (12/16/08)
	11		TAYLOR, Jeffery at Kentucky (01/10/09)
	11		OGILVY, A.J. vs MTSU (11/24/08)
	11		TAYLOR, Jeffery vs MTSU (11/24/08)
Assists	7		BEAL, Jermaine vs Illinois (11/20/08)
	6		BEAL, Jermaine at Massachusetts (01/03/09)
	6		BEAL, Jermaine vs VCU (11/30/08)
	6		DRAKE, George vs Central Arkansas (11/26/08)
Steals	4		OGILVY, A.J. vs Georgia (01/14/09)
	4		TAYLOR, Jeffery at Kentucky (01/10/09)
	4		BEAL, Jermaine vs Saint Francis (12/31/08)
Blocked Shots	4		OGILVY, A.J. vs UIC (12/3/08)
	3		EZELI, Festus at Massachusetts (01/03/09)
	3		EZELI, Festus at Georgia Tech (12/6/08)
	3		OGILVY, A.J. at Georgia Tech (12/6/08)
	3		OGILVY, A.J. vs MTSU (11/24/08)
	3		OGILVY, A.J. vs Illinois (11/20/08)
Turnovers	7		OGILVY, A.J. at Georgia Tech (12/6/08)
	5		OGILVY, A.J. vs South Florida (12/16/08)
	5		OGILVY, A.J. vs UIC (12/3/08)
	5		TINSLEY, Brad vs VCU (11/30/08)
	5		OGILVY, A.J. vs VCU (11/30/08)
	5		TAYLOR, Jeffery vs MTSU (11/24/08)
Fouls	5		TAYLOR, Jeffery vs Tennessee (01/20/09)
	5		TCHIENGANG, Steve vs Tennessee (01/20/09)
	5		TAYLOR, Jeffery vs Drake University (11/29/08)

2008-09 Vanderbilt Men's Basketball
Vanderbilt Opponent High/Low Analysis (as of Jan 22, 2009)
All games

OPPONENT INDIVIDUAL GAME HIGHS

Points	31		Maynor, Eric vs VCU (11/30/08)
	30		MAYO, Josh vs UIC (12/3/08)
	23		KREPS, Robo vs UIC (12/3/08)
	23		McCamey, Demetri vs Illinois (11/20/08)
	21		Meeks, Jodie at Kentucky (01/10/09)
Field Goals Made	12		Maynor, Eric vs VCU (11/30/08)
	11		MAYO, Josh vs UIC (12/3/08)
Field Goal Att.	20		MAYO, Josh vs UIC (12/3/08)
	19		Maynor, Eric vs VCU (11/30/08)
FG Pct (min 5 made)	1.000	(5-5)	Harris, Ramon at Kentucky (01/10/09)
	.833	(5-6)	Stevenson, Perry at Kentucky (01/10/09)
3-Point FG Made	8		MAYO, Josh vs UIC (12/3/08)
	5		PILLOW, Marcus vs Central Arkansas (11/26/08)
	5		McCamey, Demetri vs Illinois (11/20/08)
3-Point FG Att.	11		PILLOW, Marcus vs Central Arkansas (11/26/08)
	10		MAYO, Josh vs UIC (12/3/08)
	10		McCamey, Demetri vs Illinois (11/20/08)
3-Pt FG Pct (min 2 made)	1.000	(2-2)	Harris, Ramon at Kentucky (01/10/09)
	.800	(8-10)	MAYO, Josh vs UIC (12/3/08)
Free Throws Made	11		Shumpert, Iman at Georgia Tech (12/6/08)
	9		Jones, Dominique vs South Florida (12/16/08)
Free Throw Att.	14		Shumpert, Iman at Georgia Tech (12/6/08)
	12		Jones, Dominique vs South Florida (12/16/08)
FT Pct (min 3 made)	1.000	(8-8)	Meeks, Jodie at Kentucky (01/10/09)
	1.000	(8-8)	MURRY, Robert vs Morehead State (11/16/08)
	1.000	(7-7)	Young, Josh vs Drake University (11/29/08)
	1.000	(6-6)	O'Neil, Calvin vs MTSU (11/24/08)
	1.000	(5-5)	Davis, Mike vs Illinois (11/20/08)
	1.000	(4-4)	Prince, J.P. vs Tennessee (01/20/09)
	1.000	(4-4)	Phil Turner at Mississippi State (01/17/09)
	1.000	(4-4)	Porter, Michael at Kentucky (01/10/09)
	1.000	(4-4)	Miller, Maurice at Georgia Tech (12/6/08)
Rebounds	18		NORTHERN, Daniel vs Tennessee Tech (12/20/08)
	12		Lawal, Gani at Georgia Tech (12/6/08)
	12		Davis, Mike vs Illinois (11/20/08)
Assists	8		Frazier, Chester vs Illinois (11/20/08)
	7		STEWART, Spencer vs UIC (12/3/08)
Steals	5		Rodriguez, Joey vs VCU (11/30/08)
	5		Maynor, Eric vs VCU (11/30/08)
Blocked Shots	5		Sanders, Larry vs VCU (11/30/08)
	4		Aminu, Alade at Georgia Tech (12/6/08)
	4		VANDERMEER, Scott vs UIC (12/3/08)
Turnovers	5		Lawal, Gani at Georgia Tech (12/6/08)
	5		Burgess, Bradford vs VCU (11/30/08)
	5		HARPER, Demonte vs Morehead State (11/16/08)
Fouls	5		Chism, Wayne vs Tennessee (01/20/09)
	5		SEBIRUMBI, Brandon vs Furman (12/22/08)
	5		Williams, Aris vs South Florida (12/16/08)
	5		Ajayi, Mobolaji vs South Florida (12/16/08)
	5		SMITH, John vs Alabama A&M (12/10/08)
	5		BURRELL, Shane vs Alabama A&M (12/10/08)
	5		Haddock, Montarrio vs MTSU (11/24/08)
	5		Davis, Mike vs Illinois (11/20/08)

