

2009 Men's Indoor Results

TEXAS TECH INVITATIONAL Lubbock, Texas Jan. 24, 2009

No Team Scores

Dimitrios Fylladitakis	Weight	1st	20.28 (66-06 ½)
Dominic Tanui	800m	1st	1:54.17
Aggrey Chirchir	800m	2nd	1:54.73
Hans Eriksson	Weight	2nd	18.40 (60-04 ½)
Nicodemus Ng'etich	Mile	4th	4:09.60
Anderson Mutegi	200m	6th	21.88
Relay	1,600m	7th	3:18.63
(Kock, Tanui, Wheelright, Anderson)			
Justin Kepple	Shot Put	8th	15.00 (49.02 ½)
Omololy Ogunlana	55m	11th	6.58
Curtis Kock	400m	12th	49.53
William Dodd	400m	33rd	52.31
Michael Wheelright	400m	34th	52.84

FRANK SEVIGNE INVITATIONAL Lincoln, Neb. Feb. 6-7, 2009

No Team Scores

Dominic Tanui	800m	1st	1:50.68
Nicodemus Ng'etich	3,000m	2nd	8:13.88
Ronalds Arajs	60m	3rd	6.76
Justice Chirchir	5,000m	3rd	14:45.03
Anderson Mutegi	400m	3rd	47.39
Relay	1,600m	3rd	3:16.80
(Kock, Tanui, Chirchir, Mutegi)			
Aggrey Chirchir	Mile	5th	4:09.61
Hans Eriksson	Weight	6th	19.11 (62-08 ½)
Justin Kepple	Shot Put	17th	13.53 (44-04 ¾)

TEXAS A&M INDOOR INVITATIONAL College Station, Texas Feb. 13-14, 2009

1, Texas A&M, 140; 2, Texas Tech, 85; 3, Baylor, 74; 4, Texas, 73; 5, Rice, 47; 6, Barton County CC, 46; **7, UTEP, 36.50**; 8, Texas-Arlington, 36; 9, Arizona State, 32; 10, Louisiana Tech, 20; 11, Miami, 14; 12, Texas State, 13; 12, Texas-Pan American, 13; 14, TCU, 11; 15, Northwestern State, 8; 16, Stephen F. Austin, 5; 17, Houston, 3.50; 18, Sam Houston State, 3

Nicodemus Ng'etich	3,000m	1st	8:13.52
Hans Eriksson	Weight	2nd	19.05 (62-06)
Dominic Tanui	800m	2nd	1:51.06
Ronalds Arajs	200m	6th	21.44
Ronalds Arajs	60m	7th	6.89
Justice Chirchir	3,000m	7th	8:31.59
Anderson Mutegi	400m	7th	47.53
Aggrey Chirchir	800	10th	1:52.70
Relay	1,600m	12th	3:14.72
(Kock, Tanui, Chirchir, Mutegi)			
Michael Wheelright	600y	14th	1:18.23
Joshua Short	600y	15th	1:18.52
Justin Kepple	Shot Put	21st	14.74 (48-04 ½)
William Dodd	60 H	28th	8.70
Suji Adeniyani	200m	34th	22.34
Curtis Kock	400m	77th	48.65
William Dodd	400m	52nd	51.95

CONFERENCE USA CHAMPIONSHIPS Houston, Texas Feb. 27-28, 2009

1, Houston, 147.5; **2, UTEP, 113**; 3, Rice, 104.5; 4, Tulsa, 88.5; 5, East Carolina, 78.50; 6, Memphis, 78; 7, Southern Miss, 46

Anderson Mutegi	200m	1st	21.61
Anderson Mutegi	400m	1st	48.14
Ronalds Arajs	60m	1st	6.77
Dominic Tanui	800m	1st	1:52.17
Relay	1,600m	1st	3:18.15
(Kock, Tanui, Adeniyani, Mutegi)			
Relay	DMR	1st	9:51.62
(Tanui, Kock, Chirchir, Ng'etich)			
Dimitrios Fylladitakis	Weight	2nd	20.02 (65-08 ¼)
Nicodemus Ng'etich	Mile	2nd	4:19.50
Nicodemus Ng'etich	3,000m	2nd	8:25.68
Aggrey Chirchir	800m	3rd	1:52.92
Curtis Kock	400m	3rd	48.96
Hans Eriksson	Weight	4th	18.23 (59-09 ¾)
Justice Chirchir	5,000m	5th	15:00.34
Suji Adeniyani	200m	6th	22.34
Justice Chirchir	Mile	6th	4:22.37
Aggrey Chirchir	Mile	7th	4:22.76
Ronalds Arajs	200m	9th	22.71
Justice Chirchir	3,000m	11th	8:48.88
Justin Kepple	Shot Put	11th	14.08 (46-02 ½)

ALEX WILSON INVITATIONAL Notre Dame, Ind. March 6-7, 2009

No Team Scores

Dominic Tanui	800m	4th	1:49.52
Relay	DMR	12th	9:31.82
(Tanui, Muegi, Chirchir, Ng'etich)			

NCAA INDOOR CHAMPIONSHIPS College Station, Texas March 13-14, 2009

Relay	DMR	12th	9:38.97
(Tanui, Mutegi, Chirchir, Ng'etich)			

2009 Women's Indoor Results

TEXAS TECH INVITATIONAL Lubbock, Texas Jan. 24, 2009

No Team Scores

Jepchirchir Kigen	Mile	1st	5:05.95
Endurance Abinuwa	200m	2nd	24.42
Terran Alexander	Weight	2nd	16.60 (54-05 ½)
Kathya Garcia	3,000m	2nd	10:00.97
Relay	1,600m	2nd	3:46.28
(Sommerville, Chambers, Crain, Abinuwa)			
Siobhian Crain	400m	4th	58.12
Amanda Apodaca	High Jump	4th	1.58 (5-02 ¾)
Gladys Nwaubani	55m	5th	7.04
Shalayah Sommerville	200m	5th	25.07
Kendra Chambers	200m	7th	25.37
Chasity Ross	400m	7th	59.43
Megan Chojnacki	Mile	8th	5:34.48
Terran Alexander	Shot Put	10th	12.43 (40-09 ½)
Delia Cesar	1,000m	12th	3:08.89
Amanda Pulido	Weight	12th	12.62 (41-05)
Laura Macauley	Shot Put	15th	11.41 (37-05 ¼)

FRANK SEVIGNE INVITATIONAL Lincoln, Neb. Feb. 6-7, 2009

No Team Scores

Gladys Nwaubani	60m	1st	7:58
Endurance Abinuwa	400m	2nd	54.75
Relay	1,600m	2nd	3:45.88
(Crain, Chambers, Sommerville, Abinuwa) Kathya Garcia			
5,000m	4th	17:08.15	
Siobhian Crain	200m	6th	25.55
Jepchirchir Kigen	3,000m	6th	9:57.53
Chasity Ross	600m	8th	1:29.45
Amanda Apodaca	High Jump	9th	1.60 (5-03)
Megan Chojnacki	3,000m	10th	10:39.49
Risper Kimaiyo	3,000m	11th	10:26.24
Delia Cesar	Mile	14th	5:21.34
Laura Macauley	Shot Put	24th	11.58 (38-00)

TEXAS A&M INDOOR INVITATIONAL College Station, Texas Feb. 13-14, 2009

1, Texas, 110.50; 2, Texas A&M, 87; 3, Baylor, 79; 4, Miami, 57.50; 5, Rice, 55; 6, Arizona State, 50; 7, Texas Tech, 49; 8, TCU, 42; **9, UTEP, 24**; 10, Texas-Pan American, 18; 11, Barton County CC, 14; 12, SMU, 13; 12, Texas State, 13; 14, Louisiana Tech, 10.50; 15, Sam Houston State, 8; 15, Stephen F. Austin, 8; 17, Texas-Arlington, 6; 18, Dallas Baptist, 5; 18, Southwest Mississippi CC, 5; 20, Houston, 3.50; 21, Northwestern St., 1

Endurance Abinuwa	400m	3rd	53.70
Kathya Garcia	3,000m	5th	9:45.31
Jepchirchir Kigen	Mile	6th	4:56.88
Kendra Chambers	400m	7th	54.85
Chasity Ross	600y	7th	1:26.25
Relay	1,600m	8th	3:43.03
(Crain, Chambers, Sommerville, Abinuwa)			
Terran Alexander	Weight	10th	15.69 (51-05 ¾)
Amanda Apodaca	High Jump	10th	1.62 (5-03 ¾)
Delia Cesar	Mile	13th	5:14.14
Kitria Stewart	600y	13th	1:27.68
Risper Kimaiyo	Mile	15th	5:14.47
Megan Chojnacki	Mile	20th	5:22.42
Siobhian Crain	400m	27th	58.09

CONFERENCE USA CHAMPIONSHIPS Houston, Texas Feb. 27-28, 2009

1, Rice, 148; 2, Houston, 108; 3, UCF, 86; **4, UTEP, 54**; 5, Memphis, 51; 6, SMU, 45; 7, Tulsa, 42; 8, Southern Miss, 40; 9, UAB, 32; 10, Marshall, 20; 10, Tulane, 20; 12, East Carolina, 14

Endurance Abinuwa	400m	1st	54.21
Kathya Garcia	5,000m	2nd	16:36.60
Relay	1,600m	2nd	3:43.84
Terran Alexander	Weight	3rd	16.82 (55-02 ¼)
Kendra Chambers	400m	3rd	54.62
Gladys Nwaubani	60m	4th	7.51
Kathya Garcia	3000m	5th	9:46.84
Relay	DMR	5th	12:06.26
(Cesar, Ross, Stewart, Kigen)			
Jepchirchir Kigen	Mile	7th	4:57.17
Amanda Apodaca	High Jump	8th	1.60 (5-03)
Shalayah Sommerville	200m	9th	25.24
Jepchirchir Kigen	3,000m	11th	10:16.06
Terran Alexander	Shot Put	12th	12.96 (42-06.25)
Risper Kimaiyo	Mile	15th	5:09.03
Delia Cesar	Mile	18th	5:24.91
Megan Chojnacki	3,000m	23rd	10:43.38

ALEX WILSON INVITATIONAL Notre Dame, Ind. March 6-7, 2009

No Team Scores

Endurance Abinuwa	400m	2nd	54.07
Kendra Chambers	400m	13th	55.53

NCAA INDOOR CHAMPIONSHIPS College Station, Texas March 13-14, 2009

Endurance Abinuwa	400m	11th	53.92
-------------------	------	------	-------

2009 Men's Outdoor Results

SPRINGTIME INVITATIONAL

El Paso, Texas **March 28, 2009**

No Team Scores

Dimitrios Fylladitakis	Hammer	1st	66.03 (216-08)
Anderson Mutegi	200m	1st	20.85
Dominic Tanui	800m	1st	1:49.93
Alex van der Merwe	Javelin	1st	68.92 (226-01)
Relay	400m	1st	40.24
(Adeniyani, Mutegi, Kock, Arajs)			
William Dodd	110 H	2nd	15.27
Hans Eriksson	Hammer	2nd	63.64 (208-09)
Nicodemus Ng'etich	1,500m	2nd	3:48.47
Ronalds Arajs	200m	3rd	21.18
Justin Kepple	Shot Put	3rd	14.52 (47-07 ¾)
Relay	1,600m	3rd	3:15.65
Aggrey Chirchir	800m	4th	1:51.88
Aggrey Chirchir	1,500m	4th	3:58.60
Curtis Kock	200m	4th	21.24
Omololu Ogunlana	100m	4th	10.83
William Dodd	400 H	5th	58.46
Justin Kepple	Javelin	8th	42.68 (140-00)
Suji Adeniyani	100m	9th	10.92
Omololu Ogunlana	200m	12th	22.45

TEXAS RELAYS

Austin, Texas **April 1-4, 2009**

No Team Scores

Aggrey Chirchir	800m	1st	1:52.29
Aggrey Chirchir	1,500m	2nd	3:54.38
Nicodemus Ng'etich	5,000m	2nd	14:10.41
Justice Chirchir	1,500m	3rd	3:54.61
Nicodemus Ng'etich	Mile	5th	4:05.95
Relay	Sprint	5th	3:19.98
(Arajs, Adeniyani, Mutegi, Tanui)			

UTEP INVITATIONAL

El Paso, Texas **April 11, 2009**

No Team Scores

Justin Kepple	Shot Put	1st	14.66 (48-01)
Anderson Mutegi	400m	1st	46.86
Dominic Tanui	1,500m	1st	4:02.47
Alex van der Merwe	Javelin	1st	69.45 (227-10 ¼)
Relay	400m	1st	40.28
(Adeniyani, Mutegi, Kock, Arajs)			
Relay	1,600m	1st	3:17.83
(Adeniyani, Kock, Tanui, Mutegi)			
William Dodd	110 H	2nd	15.48
William Dodd	400 H	2nd	59.45
Hans Eriksson	Discus	2nd	63.32 (207-08 ¼)
Ronalds Arajs	100m	3rd	10.21
Justice Chirchir	400m	3rd	4:04.16
Suji Adeniyani	200m	4th	21.39
Justin Kepple	Javelin	8th	50.99 (167-03 ½)
Omololu Ogunlana	100m	14th	10.70

DRAKE RELAYS

Des Moines, Iowa **April 23-25, 2009**

No Team Scores

Dominic Tanui	800m	1st	1:48.72
Dimitrios Fylladitakis	Hammer	2nd	66.23 (217-03)
Alex van der Merwe	Javelin	2nd	66.56 (218-04)
Relay	800m	2nd	1:23.27
(Adeniyani, Mutegi, Kock, Arajs)			
Hans Eriksson	Hammer	3rd	64.56 (211-10)
Justice Chirchir	10,000m	4th	31:22.38
Omololu Ogunlana	100m	25th	11.26

DON KIRBY INVITATIONAL

Albuquerque, NM **May 1-2, 2009**

No Team Scores

Ronalds Arajs	100m	1st	10.28
Dimitrios Fylladitakis	Hammer	1st	68.66 (225-03)
Anderson Mutegi	200m	1st	20.58
Anderson Mutegi	400m	1st	45.97
Hans Eriksson	Hammer	2nd	63.55 (208-06)
Curtis Kock	200m	2nd	21.06
Alex van der Merwe	Javelin	2nd	66.50 (218-02)
Justin Kepple	Shot Put	3rd	13.63 (44-08 ¾)
Curtis Kock	400m	3rd	46.79
Suji Adeniyani	200m	4th	21.52
Suji Adeniyani	100m	7th	10.72
Omololu Ogunlana	100m	8th	10.72

CONFERENCE USA CHAMPIONSHIPS

Tulsa, Okla. **May 14-16, 2009**

1, Houston, 198; **2, UTEP, 149**; 3, Rice, 112; 4, East Carolina, 98; 5, Tulsa, 97; 6, Southern Miss, 73; 7, Memphis, 69; 8, Tulane, 4

Dimitrios Fylladitakis	Hammer	1st	66.63 (218-03 ¼)
Anderson Mutegi	400m	1st	46.38
Nicodemus Ng'etich	Steeple	1st	9:06.59
Nicodemus Ng'etich	5,000m	1st	14:19.71
Dominic Tanui	800m	1st	1:51.64
Alex van der Merwe	Javelin	1st	61.30 (201-01 ½)
Relay	400m	1st	40.38
(Adeniyani, Mutegi, Kock, Arajs)			
Relay	1,600m	1st	3:10.45
(Adeniyani, Kock, Tanui, Mutegi)			
Hans Eriksson	Hammer	2nd	61.30 (201-01)
Anderson Mutegi	200m	2nd	21.05
Dominic Tanui	1,500m	2nd	3:53.49
Aggrey Chirchir	800m	3rd	1:53.18
Curtis Kock	400m	3rd	47.64
Nicodemus Ng'etich	1,500m	3rd	3:54.41
Justice Chirchir	1,500m	4th	3:55.83
Justice Chirchir	10,000m	4th	31:18.69
Justin Kepple	Shot Put	4th	15.57 (51-01)
Curtis Kock	200m	4th	21.32
Suji Adeniyani	100m	5th	10.60
Justice Chirchir	5,000m	6th	14:53.83

NCAA MIDWEST REGIONAL

Norman, Okla. **May 29-30, 2009**

1, Texas A&M, 98; 2, Nebraska, 84.25; 3, Texas Tech, 49; 4, Texas, 47; 5, Oklahoma, 40; **6, UTEP, 34**; 7, Minnesota, 32.25; 8, Baylor, 32; 9, New Mexico, 25; 9, Sam Houston State, 25; 9, Kansas State, 25; 12, Air Force, 24; 14, Northern Iowa, 22; 14, Texas-Arlinton, 18; 15, Oklahoma State, 17; 16, Houston, 15.25; 17, TCU, 15; 17, Wichita State, 15; 19, Colorado State, 14; 19, Iowa, 14; 21, Iowa State, 13; 21, Wyoming, 13, 23, North Texas 12; 24, Rice, 10; 24, Kansas, 10; 26, Montana State, 8; 27, Texas State, 6; 28, Lamar, 5; 28, Tulsa, 5; 30, Prairie View A&M, 4; 31, Colorado, 3; 32, Drake, 2; 33 North Dakota State, 0.25

Dimitrios Fylladitakis	Hammer	1st	67.27 (220-08)
Dominic Tanui	800m	2nd	1:48.29
Alex van der Merwe	Javelin	4th	66.93 (219-07)
Anderson Mutegi	200m	5th	20.84
Relay	1,600m	7th	3:06.39
(Adeniyani, Kock, Tanui, Mutegi)			
Nicodemus Ng'etich	5,000m	10th	14:13.30

NCAA CHAMPIONSHIPS

Fayetteville, Okla. **June 10-13, 2009**

1, Texas A&M, 48; 2, Oregon, 46; 2, Florida, 46; 2, Florida St., 46; 5, LSU, 37; 6, South Carolina, 33.5; 7, Standord, 30; 8, Arizona St., 29; 9, Arkansas, 27; 10, Southern California, 26; 11, Georgia, 19; 12, Auburn, 18; 13, Kansas St., 16; 13, BYU, 16; 15, Kentucky, 15; 16, Virginia Tech, 14.5; 17, Nebraska, 14; 17, Mississippi St., 14; 17, Washington St., 14; 20, Washington, 13; 20, Baylor, 13; 20, Texas, 13; 23, Bethune-Cookman, 11; 23, Arizona, 11; 25, Oklahoma St., 10; 25, California, 10; 25, Boise St., 10; 25, Rice, 10; 25, Oklahoma, 10; 30, Missouri, 9; 30, North Carolina, 9; 32, Wake Forest, 8; 32, Georgia Tech, 8; 32, Middle Tennessee St., 8; 32, Iowa St., 8; 32, Northern Arizona, 8; 37, Illinois, 7; 37, Minnesota, 7; 37, Villanova, 7; 40, New Mexico, 6; 40, Butler, 6; **40, UTEP, 6**

Dimitrios Fylladitakis	Hammer	5th	68.04 (223-02)
Alex van der Merwe	Javelin	7th	70.52 (231-04)

2009 Women's Outdoor Results

SPRINGTIME INVITATIONAL

El Paso, Texas March 28, 2009

No Team Scores

Amanda Apodaca	High Jump	1st	1.70 (5-07)
Laura Macauley	Javelin	1st	47.31 (155-02)
Blessing Okagbare	Long Jump	1st	6.44 (21-01 ½)
Relay	400m	1st	45.36
(Nwaubani, Abinuwa, Sommerville, Okagbare)			
Relay	1,600m	1st	3:44.71
(Crain, Chambers, Stewart, Abinuwa)			
Jepchirchir Kigen	1,500m	2nd	4:36.15
Endurance Abinuwa	200m	3rd	24.49
Terran Alexander	Javelin	3rd	40.90 (134-02)
Kathya Garcia	1,500m	3rd	4:45.69
Delia Cesar	800m	4th	2:20.77
Kendra Chambers	400m	4th	56.92
Risper Kimaiyo	1,500m	4th	4:46.73
Gladys Nwaubani	100m	4th	12.03
Chasity Ross	400 H	4th	1:04.64
Terran Alexander	Shot Put	6th	13.20 (43-03 ¾)
Siobhian Crain	400m	6th	57.95
Terran Alexander	Hammer	7th	45.63 (149-08)
Amanda Pulido	Discus	7th	40.87 (134-01)
Kitria Stewart	400m	7th	58.00
Megan Chojnacki	1,500m	9th	5:03.21

TEXAS RELAYS

Austin, Texas April 1-4, 2009

No Team Scores

Kathya Garcia	5,000m	1st	16:53.64
Blessing Okagbare	Triple Jump	2nd	13.52 (44-04 ¼)
Risper Kimaiyo	1,500m	4th	4:45.42
Relay	400m	6th	45.05
(Nwaubani, Abinuwa, Sommerville, Okagbare)			
Jepchirchir Kigen	1,500m	7th	4:35.61
Kitria Stewart	800m	11th	2:19.21
Alexander Terran	Javelin	14th	37.50 (123-00)

UTEP INVITATIONAL

El Paso, Texas April 11, 2009

No Team Scores

Amanda Apodaca	High Jump	1st	1.70m (5-07)
Megan Chojnacki	2,000m	1st	8:01.24
Jepchirchir Kigen	1,500m	1st	4:44.96
Blessing Okagbare	Long Jump	1st	6.86 (22-06)
Anna Wessman	Javelin	1st	52.44 (172-00 ¼)
Relay	400m	1st	45.25
(Nwaubani, Abinuwa, Sommerville, Okagbare)			
Relay	1,600m	1st	3:56.61
(Crain, Sommerville, Stewart, Abinuwa)			
Chasity Ross	400 H	1st	1:04.27
Endurance Abinuwa	400m	2nd	55.43
Risper Kimaiyo	1,500m	2nd	4:50.79
Kathya Garcia	1,500m	3rd	4:52.37
Laura Macauley	Javelin	3rd	48.01 (157-06)
Gladys Nwaubani	100m	3rd	11.71
Siobhian Crain	400m	4th	57.80
Terran Alexander	Hammer	4th	48.98 (160-08 ¼)
Laura Macauley	Discus	5th	41.53 (136-03)
Shalayah Sommerville	100m	5th	11.77
Kitria Stewart	800m	5th	2:29.45
Terran Alexander	Javelin	6th	32.79 (107-07)
Gladys Nwaubani	200m	7th	24.67
Delia Cesar	1,500m	8th	5:09.20
Amanda Pulido	Discus	8th	38-03 (124-09 ¼)
Alexander Terran	Shot Put	8th	11.92 (39-01 ¼)

DRAKE RELAYS

Des Moines, Iowa April 23-25, 2009

No Team Scores

Anna Wessman	Javelin	2nd	50.69 (166-04)
Relay	400m	2nd	44.92
(Nwaubani, Abinuwa, Sommerville, Okagbare)			
Relay	800m	2nd	1:35.43
(Okagbare, Abinuwa, Crain, Sommerville)			
Laura Macauley	Javelin	6th	46.12 (151-04)
Gladys Nwaubani	100m	8th	12:09
Jepchirchir Kigen	1,500m	12th	4:46.98

DON KIRBY INVITATIONAL

Albuquerque, NM May 1-2, 2009

No Team Scores

Endurance Abinuwa	400m	1st	54.62
Blessing Okagbare	100m	1st	11.21
Terran Alexander	Hammer	2nd	51.43 (168-09)
Laura Macauley	Javelin	2nd	43.90 (144-00)
Gladys Nwaubani	100m	2nd	11.84
Delia Cesar	1,500m	3rd	4:51.73
Kitria Stewart	800m	3rd	2:17.77
Megan Chojnacki	3,000m	5th	12:36.90
Laura Macauley	Discus	6th	39.04 (128-01)
Amanda Pulido	Discus	9th	37.73 (1123.09)

CONFERENCE USA CHAMPIONSHIPS

Tulsa, Okla. May 14-16, 2009

1, Rice, 131; 2, UCF, 111; 3, SMU, 96; 4, Houston, 86.50; 5, UTEP, 79; 6, Memphis, 68.50; 7, Tulsa, 62; 8, UAB, 49; 9, Southern Miss, 44.50; 10, ECU, 42.50; 11, Tulane, 40; 12, Marshall, 7

Blessing Okagbare	100m	1st	11.21
Blessing Okagbare	Long Jump	1st	6.90 (22-07 ¾)
Blessing Okagbare	Triple Jump	1st	13.73 (45-00)
Anna Wessman	Javelin	1st	54.23 (177-11)
Relay	400m	1st	45.04
(Nwaubani, Abinuwa, Crain, Okagbare)			
Endurance Abinuwa	400m	2nd	53.92
Laura Macauley	Javelin	2nd	46.36 (152-01)
Risper Kimaiyo	Steeple	4th	10:37.54
Terran Alexander	Hammer	5th	53.67 (176-01)
Risper Kimaiyo	5,000m	7th	16:50.80
Gladys Nwaubani	100m	7th	11.73
Terran Alexander	Shot Put	10th	13.49 (44-03 ¼)
Megan Chojnacki	3,000m	11th	12:23.93
Laura Macauley	Discus	12th	41.58 (136-05)
Kitria Stewart	800m	12th	2:16.36
Jepchirchir Kigen	1,500m	13th	4:50.88
Amanda Pulido	Discus	14th	39.74 (130-04)
Terran Alexander	Javelin	15th	33.46 (109-09)

NCAA MIDWEST REGIONAL

Norman, Okla. May 29-30, 2009

1, Texas A&M, 96; 2, Texas Tech, 61; 3, Texas, 59; 4, TCU, 55; 5, Oklahoma, 43.50; 6, Minnesota, 38.50; 7, SMU, 36; 7, UTEP, 36; 9, Baylor, 33; 10, Nebraska, 29.50; 11, North Dakota State, 27; 12, Rice, 25; 13, New Mexico, 19; 14, Iowa State, 18; 15, Kansas State, 16; 16, Air Force, 15; 17, Wichita State, 14; 17, Oral Roberts, 14; 17, Houston 14; 17, Tulsa, 14; 21, Iowa, 13; 22, Colorado, 1022, Kansas, 10; 24, South Dakota State, 7; 25, Oklahoma State, 5, 25; Sam Houston State, 5; 25, North Texas 5; 25, Colorado State, 5; 29, Montana Stae, 3.50; 30, Texas-Arlington, 3; 33, Northern Colorado, 2; 34, Texas A&M-CC, 1

Blessing Okagbare	Long Jump	1st	6.65 (21-10)
Anna Wessman	Javelin	2nd	53.04 (174-00)
Endurance Abinuwa	400m	3rd	52.72
Blessing Okagbare	Triple Jump	3rd	13.47 (44-02.50)
Blessing Okagbare	100m	5th	11.36
Laura Macauley	Javelin	7th	48.07 (157-08)
Risper Kimaiyo	Steeple	11th	10:38.04

NCAA CHAMPIONSHIPS

Fayetteville, Okla. June 10-13, 2009

1, Texas A&M, 50; 2, Oregon, 43; 3, Arizona St., 41; 4, Florida St., 40; 5, Texas, 36; 6, LSU, 29.5; 7, Michigan, 28; 8, USC, 24; 9, Florida, 23; 10, Baylor, 21; 10, Tennessee, 21; 12, Illinois, 18; 12, Virginia Tech, 18; 14, Penn State, 17; 15, BYU, 15.5; 16, UCLA, 15; 16, Miami, 15; 18, Minnesota, 14.5; 19, Washington, 14; 20, Michigan St., 13; 20, Purdue, 13; 20, Akron, 13; 23, Oklahoma, 12; 24, Notre Dame, 11.5; 25, Arizona, 11; 25, Auburn, 11; 25, San Diego St., 11; 25, UTEP, 11

Anna Wessman	Javelin	3rd	54.43 (178-07)
Blessing Okagbare	Triple Jump	5th	13.60 (44-07 ½)
Blessing Okagbare	Long Jump	8th	6.18 (20-03 ½)
Endurance Abinuwa	400m	9th	52.81
Blessing Okagbare	100m	9th	11.44

2009 Men's Cross Country Results

LOBO INVITATIONAL

Albuquerque, New Mexico

Sept. 5, 2009

Unscored meet

Nicodemus Ng'etich	2nd	24:57.67
Robert Menjo	5th	25:20.33
Justice Chirchir	7th	25:27.63
Aggrey Chirchir	20th	26:23.80
Solomon Gardea	31st	27:03.85

LORI FITZGERALD INVITATIONAL

Santa Teresa, New Mexico

Sept. 10, 2009

1, UTEP, 24; 2, NM State, 33; 3, EPCC, 79; 4, Western New Mexico, 99

Robert Menjo	1st	20:54.9
Justice Chirchir	2nd	20:55.3
Nicodemus Ng'etich	3rd	20:55.7
Aggrey Chirchir	8th	21:33.4
Solomon Gardea	16th	21:59.0

KACHINA CLASSIC

Las Cruces, New Mexico

Sept. 19, 2009

1, UTEP, 31; 2, New Mexico, 52; 3, NM State, 59; 4, Dine, 102; 5, EPCC, 139

Robert Menjo	3rd	26:03.1
Nicodemus Ng'etich	4th	26:34.1
Justice Chirchir	6th	26:37.5
Felix Maritim	11th	27:00.8
Elkana Rotich	12th	27:02.8
Aggrey Chirchir	18th	27:34.7
Solomon Gardea	19th	27:35.6

BILL DELLINGER INVITATIONAL

Eugene, Oregon

Oct. 2, 2009

1, Alabama, 53; 2, BYU, 63; 3, Oregon, 71; 4, Portland, 73; 5, Villanova, 99; 6, Cal Poly, 173; 7, UTEP, 196; 8, Colorado State, 207; 9, Weber State, 238; 10, San Francisco, 261

Nicodemus Ng'etich	17th	24:04.37
Justice Chirchir	39th	24:38.85
Robert Menjo	53rd	24:58.37
Elkana Rotich	54th	24:59.22
Felix Maritim	61st	25:18.51
Aggrey Chirchir	70th	25:43.15
Solomon Gardea	80th	25:59.40

PRE-NATIONAL INVITATIONAL

Terre Haute, Indiana

Oct. 17, 2009

1, Oregon, 79; 2, Alabama, 114; 3, Northern Arizona, 115; 4, William & Mary, 128; 5, Washington, 183; 6, Auburn, 263; 7, Washington State, 274; 8, Tulsa, 281; 9, NC State, 294; 10, Cal Poly, 303; 11, Utah State, 381; 12, Air Force, 382; 13, Butler, 388; 14, UTEP, 391; 15, Florida, 402; 16, Iowa, 422; 17, Kansas, 446; 18, California, 460; 19, Indiana State, 485; 20, Brown, 486; 21, Michigan State, 486; 22, Montana State, 533; 23, Harvard, 579; 24, Georgia, 602; 25, Miami (Ohio), 608; 26, Illinois State, 670; 27, Arizona, 726; 28, Charlotte, 756; 29, Toledo, 836; 30, Marquette, 904; 31, Georgia Tech, 911; 32, Western Kentucky, 957; 33, Loyola (Md.), 996; 34, IUPUI, 1003

Nicodemus Ng'etich	18th	24:14.8
Elkana Rotich	70th	24:52.1
Robert Menjo	72nd	24:53.1
Justice Chirchir	90th	25:04.2
Aggrey Chirchir	141st	25:45.2
Felix Maritim	171st	26:00.3
Solomon Gardea	188th	26:09.9

CONFERENCE USA CHAMPIONSHIP

The Woodlands, Texas

Oct. 31, 2009

1, UTEP, 31; 2, Tulsa, 32; 3, Rice, 88; 4, Marshall, 116; 5, Houston, 122; 6, ECU, 140; 7, Memphis, 210; 8, Tulane, 236

Nicodemus Ng'etich	2nd	24:26.7
Elkana Rotich	4th	24:33.1
Robert Menjo	6th	24:52.4
Justice Chirchir	8th	25:02.1
Aggrey Chirchir	11th	25:16.1
Felix Maritim	12th	25:17.8
Solomon Gardea	37th	26:53.1

MOUNTAIN REGION CHAMPIONSHIP

Albuquerque, NM

Nov. 14, 2009

1, BYU, 54; 2, Colorado, 55; 3, New Mexico, 77; 4, Northern Arizona, 86; 5, UTEP, 158; 6, Air Force, 161; 7, Utah State, 171; 8, Montana State, 218; 9, Weber State, 269; 10, Utah Valley, 317; 11, Southern Utah, 320; 12, Montana, 321; 13, Colorado State, 355; 14, NM State, 375; 15, Texas Tech, 378; 16, Idaho State, 419; 17, Wyoming, 463

Nicodemus Ng'etich	17th	30:54.9
Elkana Rotich	18th	30:56.2
Robert Menjo	29th	31:15.3
Justice Chirchir	46th	31:58.4
Felix Maritim	48th	32:02.5
Aggrey Chirchir	54th	32:11.9
Solomon Gardea	98th	33:29.1

NCAA CHAMPIONSHIP

Terre Haute, Indiana

Nov. 23, 2008

No team score

Nicodemus Ng'etich	100th	24:32
Elkana Rotich	102nd	24:42

2009 Women's Cross Country Results

LOBO INVITATIONAL

Albuquerque, New Mexico **Sept. 5, 2009**

Unscored meet

Risper Kimaiyo	1st	17:21.67
Kathya Garcia	3rd	17:41.88
Gladys Chumba	7th	18:08.95
Karina Garcia	9th	18:13.25
Jepchirchir Kigen	11th	18:34.73
Kim Martinez	29th	20:18.12
Kitria Stewart	30th	20:34.32

LORI FITZGERALD INVITATIONAL

Santa Teresa, New Mexico **Sept. 10, 2009**

1, UTEP, 15; 2, NM State, 45; 3, EPCC, 67

Risper Kimaiyo	1st	16:07.3
Kathya Garcia	2nd	16:07.7
Jepchirchir Kigen	3rd	16:13.3
Gladys Nwaubani	4th	16:18.6
Karina Garcia	5th	16:20.5
Kim Martinez	21st	18:07.2
Kitria Stewart	23rd	18:22.1

KACHINA CLASSIC

Las Cruces, New Mexico **Sept. 19, 2009**

1, UNM, 29; 2, UTEP, 33; 3, NMSU, 72; 4, EPCC, 9

Risper Kimaiyo	1st	18:07.7
Kathya Garcia	2nd	18:13.9
Karina Garcia	6th	18:38.9
Jepchirchir Kigen	11th	19:02.4
Gladys Nwaubani	13th	19:11.5
Kim Martinez	36th	21:00.0
Kitria Stewart	38th	21:06.0

BILL DELLINGER INVITATIONAL

Eugene, Oregon **Oct. 2, 2009**

1, Villanova, 22; 2, Oregon, 41; 3, Baylor, 86; 4, UTEP, 109; 5, Colorado State, 131; 6, San Francisco, 172; 7, Weber State, 178; 8, Oregon State, 195; 9, Portland, 224; 10, Hawaii, 264

Risper Kimaiyo	8th	16:46.58
Jepchirchir Kigen	16th	17:13.61
Kathya Garcia	25th	17:29.13
Gladys Chumba	35th	17:37.98
Karina Garcia	36th	17:38.66
Kitria Garcia	79th	19:43.33
Kim Martinez	80th	19:46.23

PRE-NATIONAL INVITATIONAL

Terre Haute, Indiana **Oct. 17, 2009**

1, Colorado, 94; 2, Florida State, 135; 3, Oregon, 169; 4, Georgetown, 200; 5, Stanford, 206; 6, Arizona, 225; 7, Iowa State, 231; 8, Iowa, 283; 9, UTEP, 284; 10, Michigan State, 302; 11, Nebraska, 346; 12, Harvard, 368; 13, NC State, 411; 14, Kansas State, 413; 15, UC Davis, 468; 16, Toledo, 481; 17, Southern Utah, 483; 18, James Madison, 490; 19, Butler, 493; 20, Miami, 545; 21, Western Kentucky, 563; 22, Rice, 564; 23, Auburn, 574; 24, Louisville, 608; 25, Vanderbilt, 615; 26, Iona, 632; 27, Oregon State, 666; 28, Dayton, 719; 29, Marquette, 720; 30, Tulsa, 732; 31, Central Michigan, 775; 32, Air Force, 777; 33, Liberty, 867; 34, Eastern Kentucky, 891; 35, Ohio U., 944; 36, Loyola, 954; 37, Mississippi, 1215.

Risper Kimaiyo	4th	20:33.9
Kathya Garcia	25th	21:14.3
Jepchirchir Kigen	57th	21:43.5
Gladys Chumba	93rd	22:02.4
Karina Garcia	105th	22:07.8
Kim Martinez	227th	23:54.6
Kitria Stewart	236th	24:20.2

CONFERENCE USA CHAMPIONSHIP

The Woodlands, Texas **Oct. 31, 2009**

1, SMU, 28; 2, UTEP, 40; 3, Rice, 82; 4, Tulsa, 90; 5, Houston, 138; 6, UAB, 154; 7, ECU, 193; 8, Southern Miss, 205; 9, Central Florida, 222; 10, Tulane, 254; 11, Memphis, 327; 12, Marshall, 338.

Risper Kimaiyo	1st	17:46.3
Gladys Nwaubani	5th	18:22.1
Kathya Garcia	7th	18:26.7
Jepchirchir Kigen	13th	18:43.8
Karina Garcia	14th	18:46.2
Kim Martinez	40th	19:56.4
Kitria Stewart	61st	20:43.8

MOUNTAIN REGION CHAMPIONSHIP

Albuquerque, NM **Nov. 14, 2009**

1, Colorado, 48; 2, Texas Tech, 53; 3, Brigham Young, 114; 4, UTEP, 116; 5, New Mexico, 120; 6, Colorado St., 145; 7, Northern Arizona, 176; 8, Utah Valley, 261; 9, NM State, 262; 10, Southern Utah, 266; 11, Weber State, 308; 12, Montana, 348; 13, Air Force, 376; 14, Utah State, 381; 15, Idaho State, 392; 16, Nevada, 426; 17, Wyoming, 463; 18, Montana State, 497; 19, Utah, 522; 20, Northern Colorado, 551

Risper Kimaiyo	4th	20:46.5
Kathya Garcia	15th	21:24.8
Gladys Chumba	29th	21:53.5
Jepchirchir Kigen	32nd	22:04.0
Karina Garcia	36th	22:08.4
Kim Martinez	126th	24:52.8
Kitria Stewart	130th	25:05.7

NCAA CHAMPIONSHIP

Terre Haute, Indiana **Nov. 23, 2008**

1, Villanova, 86; 2, Florida State, 133; 3, Washington, 188; 4, Texas Tech, 191; 5, Princeton, 251; 6, West Virginia, 259; 7, Florida, 260; 8, Duke, 272; 9, Oregon, 276; 10, Minnesota, 310; 11, Providence, 349; 12, Illinois, 365; 13, New Mexico, 368; 14, Penn State, 375; 15, Virginia, 391; 16, Stanford, 408; 17, Iowa State, 446; 18, Syracuse, 450; 19, BYU, 453; 20, Colorado, 458; 21, Georgetown, 495; 22, UTEP, 500; 23, Notre Dame, 519; 24, Arizona State, 520; 25, SMU, 581; 26, Michigan State, 601; 27, Michigan, 637; 28, Baylor, 666; 29, Ohio State, 637; 30, Arizona, 682; 31, Indiana, 716

Risper Kimaiyo	9th	20:11
Gladys Chumba	104th	21:32
Kathya Garcia	110th	21:35
Jepchirchir Kigen	135th	21:48
Karina Garcia	142nd	21:53
Kitria Stewart	215th	25:26
Kim Martinez	216th	26:10

National Finishes

MEN'S OUTDOOR NATIONAL FINISHES

Year	Finish	NCAA Champ	UTEP Head Coach
1960	---	Kansas	Ross Moore
1961	---	USC	Ross Moore
1962	---	Oregon	Ross Moore
1963	---	USC	Ross Moore
1964	---	Oregon	Ross Moore
1965	---	USC & Oregon	Ross Moore
1966	---	UCLA	Ross Moore
1967	---	USC	Wayne Vandenburg
1968	9	USC	Wayne Vandenburg
1969	t33	San Jose State	Wayne Vandenburg
1970	6	Oregon & BYU	Wayne Vandenburg
1971	6	UCLA	Wayne Vandenburg
1972	3	UCLA	Wayne Vandenburg
1973	t6	UCLA	Ted Banks
1974	6	Tennessee	Ted Banks
1975	1	UTEP	Ted Banks
1976	2	USC	Ted Banks
1977	2	Arizona State	Ted Banks
1978	t1	UTEP & UCLA	Ted Banks
1979	1	UTEP	Ted Banks
1980	1	UTEP	Ted Banks
1981	1	UTEP	Ted Banks
1982	1	UTEP	John Wedel
1983	4	SMU	Larry Heidebrecht
1984	t17	Oregon	Larry Heidebrecht
1985	t18	Arkansas	Tom Jones
1986	t10	SMU	Tom Jones
1987	---	UCLA	Tom Jones
1988	---	UCLA	Tom Jones
1989	t23	LSU	Bob Kitchens
1990	24	LSU	Bob Kitchens
1991	t19	Tennessee	Bob Kitchens
1992	5	Arkansas	Bob Kitchens
1993	6	Arkansas	Bob Kitchens
1994	2	Arkansas	Bob Kitchens
1995	12	Arkansas	Bob Kitchens
1996	t26	Arkansas	Bob Kitchens
1997	t7	Arkansas	Bob Kitchens
1998	t62	Arkansas	Bob Kitchens
1999	8	Arkansas	Bob Kitchens
2000	t19	Stanford	Bob Kitchens
2001	t7	Tennessee	Bob Kitchens
2002	15	LSU	Bob Kitchens
2003	t21	Arkansas	Bob Kitchens
2004	t50	Arkansas	Bob Kitchens
2005	12	Arkansas	Bob Kitchens
2006	7	Florida State	Bob Kitchens
2007	26	Florida State	Bob Kitchens
2008	13	Florida State	Bob Kitchens
2009	40	Texas A&M	Bob Kitchens

MEN'S INDOOR NATIONAL FINISHES

Year	Finish	NCAA Champ	UTEP Head Coach
1965	---	Missouri	Ross Moore
1966	---	Kansas	Ross Moore
1967	---	USC	Wayne Vandenburg
1968	5	Villanova	Wayne Vandenburg
1969	t17	Kansas	Wayne Vandenburg
1970	t11	Kansas	Wayne Vandenburg
1971	2	Villanova	Wayne Vandenburg
1972	t7	USC	Wayne Vandenburg
1973	t2	Manhattan	Ted Banks
1974	1	UTEP	Ted Banks
1975	1	UTEP	Ted Banks
1976	1	UTEP	Ted Banks
1977	2	Washington St.	Ted Banks
1978	1	UTEP	Ted Banks
1979	2	Villanova	Ted Banks
1980	1	UTEP	Ted Banks
1981	1	UTEP	Ted Banks
1982	1	UTEP	John Wedel
1983	10	SMU	Larry Heidebrecht
1984	---	Arkansas	Larry Heidebrecht
1985	6	Arkansas	Tom Jones
1986	38	Arkansas	Tom Jones
1987	---	Arkansas	Tom Jones
1988	---	Arkansas	Tom Jones
1989	---	Arkansas	Bob Kitchens
1990	10	Arkansas	Bob Kitchens

1991	t51	Arkansas	Bob Kitchens
1992	4	Arkansas	Bob Kitchens
1993	4	Arkansas	Bob Kitchens
1994	3	Arkansas	Bob Kitchens
1995	t14	Arkansas	Bob Kitchens
1996	t5	George Mason	Bob Kitchens
1997	t19	Arkansas	Bob Kitchens
1998	t45	Arkansas	Bob Kitchens
1999	t44	Arkansas	Bob Kitchens
2000	---	Arkansas	Bob Kitchens
2001	t44	LSU	Bob Kitchens
2002	15	Tennessee	Bob Kitchens
2003	t62	Arkansas	Bob Kitchens
2004	t42	LSU	Bob Kitchens
2005	t40	Arkansas	Bob Kitchens
2006	15	Arkansas	Bob Kitchens
2007	---	Wisconsin	Bob Kitchens
2008	---	Arizona State	Bob Kitchens
2009	---	Oregon	Bob Kitchens

MEN'S CROSS COUNTRY NATIONAL FINISHES

Year	Finish	NCAA Champ	UTEP Head Coach
1969	1	UTEP	Wayne Vandenburg
1970	3	Villanova	Wayne Vandenburg
1971	---	Oregon	Wayne Vandenburg
1972	---	Tennessee	Ted Banks
1973	2	Oregon	Ted Banks
1974	3	Oregon	Ted Banks
1975	1	UTEP	Ted Banks
1976	1	UTEP	Ted Banks
1977	2	Oregon	Ted Banks
1978	1	UTEP	Ted Banks
1979	1	UTEP	Ted Banks
1980	1	UTEP	Ted Banks
1981	1	UTEP	Ted Banks
1982	5	Wisconsin	Larry Heidebrecht
1983	1	UTEP	Larry Heidebrecht
1984	---	Arkansas	Tom Jones
1985	---	Wisconsin	Tom Jones
1986	---	Arkansas	Tom Jones
1987	---	Arkansas	Tom Jones
1988	---	Wisconsin	Bob Kitchens
1989	---	Iowa State	Bob Kitchens
1990	---	Arkansas	Bob Kitchens
1991	---	Arkansas	Bob Kitchens
1992	20	Arkansas	Bob Kitchens
1993	---	Arkansas	Bob Kitchens
1994	---	Iowa State	Steven Keith
1995	---	Arkansas	Steven Keith
1996	---	Stanford	Steven Keith
1997	---	Stanford	Steven Keith
1998	---	Arkansas	Steven Keith
1999	---	Arkansas	Steven Keith
2000	---	Arkansas	Steven Keith
2001	---	Colorado	David Welsh
2002	---	Stanford	David Welsh
2003	---	Stanford	Paul Ereng
2004	---	Colorado	Paul Ereng
2005	14	Wisconsin	Paul Ereng
2006	---	Colorado	Paul Ereng
2007	10	Oregon	Paul Ereng
2008	---	Oregon	Paul Ereng
2009	---	Oklahoma State	Paul Ereng

WOMEN'S OUTDOOR NATIONAL FINISHES

Year	Finish	NCAA Champ	UTEP Head Coach
1982	---	UCLA	John Wedel
1983	26	UCLA	Dan Pfaff
1984	17	Florida St.	Dan Pfaff
1985	---	Oregon	Tom Jones
1986	t14	Texas	Tom Jones
1987	---	LSU	Tom Jones
1988	19	LSU	Tom Jones
1989	t21	LSU	Bob Kitchens
1990	t42	LSU	Bob Kitchens
1991	---	LSU	Bob Kitchens
1992	t52	LSU	Bob Kitchens
1993	t32	LSU	Bob Kitchens
1994	t42	LSU	Bob Kitchens
1995	---	LSU	Bob Kitchens
1996	t17	LSU	Bob Kitchens

1997	t22	LSU	Bob Kitchens
1998	t36	Texas	Bob Kitchens
1999	t51	Texas	Bob Kitchens
2000	t15	LSU	Bob Kitchens
2001	24	USC	Bob Kitchens
2002	---	South Carolina	Bob Kitchens
2003	t43	LSU	Bob Kitchens
2004	---	UCLA	Bob Kitchens
2005	---	Texas	Bob Kitchens
2006	t34	Auburn	Bob Kitchens
2007	17	Arizona State	Bob Kitchens
2008	10	LSU	Bob Kitchens
2009	25	Texas A&M	Bob Kitchens

WOMEN'S INDOOR NATIONAL FINISHES

Year	Finish	NCAA Champ	UTEP Head Coach
1983	t5	Nebraska	Dan Pfaff
1984	t35	Nebraska	Dan Pfaff
1985	---	Florida St.	Tom Jones
1986	t13	Texas	Tom Jones
1987	---	LSU	Tom Jones
1988	---	Texas	Tom Jones
1989	t13	LSU	Bob Kitchens
1990	t45	Texas	Bob Kitchens
1991	t29	LSU	Bob Kitchens
1992	t40	Florida	Bob Kitchens
1993	---	LSU	Bob Kitchens
1994	---	LSU	Bob Kitchens
1995	t13	LSU	Bob Kitchens
1996	---	LSU	Bob Kitchens
1997	t38	LSU	Bob Kitchens
1998	t25	Texas	Bob Kitchens
1999	t32	Texas	Bob Kitchens
2000	t13	UCLA	Bob Kitchens
2001	t7	UCLA	Bob Kitchens
2002	---	LSU	Bob Kitchens
2003	---	LSU	Bob Kitchens
2004	---	LSU	Bob Kitchens
2005	t27	Tennessee	Bob Kitchens
2006	t45	Texas	Bob Kitchens
2007	41	Arizona State	Bob Kitchens
2008	13	Arizona State	Bob Kitchens
2009	---	Tennessee	Bob Kitchens

WOMEN'S CROSS COUNTRY NATIONAL FINISHES

Year	Finish	NCAA Champ	UTEP Head Coach
1981	---	Virginia	John Wedel
1982	---	Virginia	Dan Pfaff
1983	---	Oregon	Dan Pfaff
1984	---	Wisconsin	Tom Jones
1985	---	Wisconsin	Tom Jones
1986	---	Texas	Tom Jones
1987	5	Oregon	Tom Jones
1988	---	Kentucky	Bob Kitchens
1989	---	Villanova	Bob Kitchens
1990	---	Villanova	Bob Kitchens
1991	---	Villanova	Bob Kitchens
1992	---	Villanova	Bob Kitchens
1993	---	Villanova	Bob Kitchens
1994	---	Villanova	Steven Keith
1995	---	Providence	Steven Keith
1996	---	Stanford	Steven Keith
1997	---	BYU	Steven Keith
1998	---	Villanova	Steven Keith
1999	---	BYU	Steven Keith
2000	---	Colorado	Steven Keith
2001	---	BYU	David Welsh
2002	---	BYU	David Welsh
2003	---	Stanford	Paul Ereng
2004	---	Colorado	Paul Ereng
2005	---	Stanford	Paul Ereng
2006	---	Stanford	Paul Ereng
2007	---	Stanford	Paul Ereng
2008	---	Washington	Paul Ereng
2009	22	Villanova	Paul Ereng



National Champions

MEN'S CROSS COUNTRY (3)

Year	Name	Event	Mark
1980	Suleiman Nyambui	Cross Country	29:04.0
1981	Mathews Motshwarateu	Cross Country	28:45.6
1983	Zakarie Barie	Cross Country	29:20.0

MEN'S INDOOR TRACK (38)

Year	Name	Event	Mark
1968	Bob Beamon	Long Jump	8.30 (27-2 3/4)
	Bob Beamon	Triple Jump	15.93 (52-3 1/2)
	UTEP Relay	2 Mile Relay	7:37.6
	(Fernie DeLaCerde, Kerry Ellison, Rod Hill, Peter Romero)		
1973	Hans Hoglund	Shot Put	19.54 (61-1 1/4)
1974	Hans Hoglund	Shot Put	20.60 (67-7 1/4)
	Larry Jessee	Pole Vault	5.03 (16-6)
	Peter Farmer	35-lb Weight	21.07 (69-1 1/2)
1975	Arnold Grimes	Triple Jump	16.86 (55-4)
	Hans Hoglund	Shot Put	20.67 (67-9 3/4)
	Greg Joy	High Jump	2.18 (7-2)
1976	Emmitt Berry	35-lb Weight	20.01 (65-8)
	Arnold Grimes	Triple Jump	16.29 (53-5 1/2)
	UTEP Relay	DMR	9:43.16
	(Joe Gichonger, James Munyala, Paul Njoroge, Wilson Waigwa)		
1977	Greg Joy	High Jump	2.22 (7-3 1/4)
	Wilson Waigwa	Mile Run	3:58.97
	UTEP Relay	DMR	9:43.11
	(Frank Munene, James Munyala, Paul Njoroge, Fred Ongaga)		
1978	James Munyala	Mile Run	3:59.81
1979	Michael Musyoki	3 Mile Run	13:21.64
	Suleiman Nyambui	Mile Run	3:57.89
	Suleiman Nyambui	2 Mile Run	8:37.87
1980	Bert Cameron	440-yard Dash	48.7
	Suleiman Nyambui	Mile Run	4:05.26
	Suleiman Nyambui	2 Mile Run	8:36.82
1981	Bert Cameron	440-yard Dash	48.23
	Peter Lemashon	1,000	2:12.29
	Michael Musyoki	3 Mile	13:25.03
1982	Suleiman Nyambui	2 Mile	4:01.85
	Tore Johnsen	35-lb Weight	21.42 (70-3 1/2)
	Gabriel Kamau	3 Mile Run	13:07.81
	Suleiman Nyambui	Mile Run	4:00.65
	Suleiman Nyambui	2 Mile Run	8:38.91
1984	Tore Johnsen	35-lb Weight	22.03 (72-3 1/2)
1985	Tore Johnsen	35-lb Weight	21.50 (70-6 1/2)
1992	Mika Laaksonen	35-lb Weight	20.71 (67-11 1/2)
1993	Marko Wahlman	35-lb Weight	21.84 (71-8)
1995	Alex Papadimitriou	35-lb Weight	21.77 (71-5 1/4)
1996	Obadele Thompson	200 Dash	20.36
1997	Obadele Thompson	200 Dash	20.67



SULEIMAN NYAMBUI

15-TIME NCAA CHAMPION

Year	Season	Event
1980	Cross Country	Cross Country
1979	Indoor	Mile
1979	Indoor	Two Mile
1979	Outdoor	10,000
1980	Indoor	Mile
1980	Indoor	Mile
1980	Outdoor	5,000
1980	Outdoor	10,000
1981	Indoor	Two Mile
1981	Outdoor	5,000
1981	Outdoor	10,000
1982	Indoor	Mile
1982	Indoor	Two Mile
1982	Outdoor	5,000
1982	Outdoor	10,000

NATIONAL CHAMPS CONTINUED

MEN'S OUTDOOR TRACK (44)

1968	Kerry Pearce	3,000 Steeplechase	8:50.8
1970	Paul Gibson	120-yard Hurdles	13.6
1971	Harrington Jackson	100-yard Dash	9.5
1972	Fred DeBernardi	Discus	59.86 (196-5)
	Fred DeBernardi	Shot Put	20.28 (66-6 1/2)
1973	Hans Hoglund	Shot Put	19.68 (64-6 3/4)
1974	Peter Farmer	Hammer	70.26 (230-6)
1975	Hans Hoglund	Shot Put	21.33 (70-0)
	James Munyala	3,000 Steeplechase	8:47.93
1976	James Munyala	3,000 Steeplechase	8:24.86
1977	James Munyala	3,000 Steeplechase	8:29.51
	Wilson Waigwa	1,500 Run	3:39.89
	Svein Walvik	Discus	60.62 (198-11)
1978	Peter Lemashon	800 Run	1:45.68
	Michael Musyoki	10,000 Run	28:30.91
1979	Jerome Deal	100	10.19
	Suleiman Nyambui	10,000 Run	29:01.30
1980	Bert Cameron	400 Dash	45.23
	Steve Hanna	Triple Jump	16.79 (55-1)
	Suleiman Nyambui	5,000 Run	13:44.43
	Suleiman Nyambui	10,000 Run	29:21.85
	Thommie Sjöholm	Hammer	68.58 (225-0)
1981	Bert Cameron	400 Run	44.58
	Steve Hanna	Triple Jump	17.04 (55-11)
	Suleiman Nyambui	5,000 Run	13:38.2
	Suleiman Nyambui	10,000 Run	28:34.23
1982	Suleiman Nyambui	5,000 Run	13:54.90
	Suleiman Nyambui	10,000 Run	29:03.54
	Milt Ottey	High Jump	2.32 (7-7 1/2)
1983	Bert Cameron	400 Dash	44.62
	Gidamis Shahanga	5,000 Run	13:54.13
	Gidamis Shahanga	10,000 Run	29:10.28
1986	Olav Jenssen	Discus	60.40 (198-2)
1992	Olapade Adeniken	100 Dash	10.09
	Olapade Adeniken	200 Dash	20.11
	Mika Laaksonen	Hammer	71.30 (233-11)
1994	Jim Svenoy	3,000 Steeplechase	8:41.22
	Andrew Tynes	200 Dash	20.20w
1995	Jim Svenoy	3,000 Steeplechase	8:21.48
1997	Obadele Thompson	100 Dash	10.13
	Obadele Thompson	200 Dash	20.03
1999	Matti Närhi	Javelin	79-74 (261-7)
2005	Mircea Bogdan	3,000 Steeplechase	8:27.29
2008	Mickael Hanany	High Jump	2.32 (7-7 1/4)

WOMEN'S INDOOR TRACK (11)

1978	Jennifer Smit	Shot Put	14.83 (48-8)
1979	Debbie Mitchell	Mile Run	4:47.33
	Esther Otieno	Long Jump	19-0 3/4 (5.81)
1980	Debbie Mitchell	2,000 Run	6:04.7
	UTEP Relay	Mile Relay	3:45.0
	(Jeanine Brown, Esther Otieno, Carrman Rivers, Truus Van Amstel)		
1986	Cynthia Henry	Long Jump	6.54 (21-5 1/2)
1995	Melinda Sergent	55 Dash	6.73
2001	Svetlana Badrankova	800 Run	2:06.58

WOMEN'S OUTDOOR TRACK (5)

1978	Jennifer Smit	Shot Put	15.79 (51-9 1/2)
	Ria Stahman	Discus	54.80 (179-9)
1984	Kim Turner	100 Hurdles	13.02
1986	Cynthia Henry	Long Jump	6.54 (21-5 1/2)
2000	Angeliki Tsiolakoudi	Javelin	60.26 (197-8)

NATIONAL RECORDS

MEN'S CROSS COUNTRY TEAM CHAMPIONSHIPS

Arkansas 10, Michigan St. 8, UTEP 7, Oregon 6, Villanova 4, Wisconsin 4, Drake 3, Indiana 3, Penn St. 3, Colorado 3, Iowa St. 2, San Jose St. 2, Stanford 2, Western Michigan 2, Houston, Kansas, Notre Dame, Oklahoma St., Oregon St., Rhode Island, Syracuse, Tennessee.

MEN'S CROSS COUNTRY - BEST SCORE

17 - UTEP (Mathews Motshwarateu 1, Michael Musyoki 2, Gabriel Kamau 3, Suleiman Nyambui 5, Gidamis Shahanga 6), 1981.

MEN'S INDOOR TRACK TEAM CHAMPIONSHIPS

Arkansas 19, UTEP 7, Kansas 3, Villanova 3, Southern California 2, LSU 2, Arizona State, George Mason, Manhattan, Missouri, SMU, Tennessee, Washington St., Wisconsin, one each.

MEN'S INDOOR TOP-FIVE FINISHES

1st-7; 2nd-4; 3rd-1; 4th-2; 5th-2

MEN'S INDOOR TRACK INDIVIDUAL CHAMPIONS

Arkansas 51, UTEP 38, Villanova 36, Tennessee 21, SMU 20, Washington State 20, Kansas 19, Southern Cal 16, Baylor 15, Florida 14, LSU 14, Oklahoma 14, Nebraska 13, Houston 12, Michigan 12, Wisconsin 12, Auburn 11, Kansas State 11, Texas A&M 11, Alabama 10, Clemson 10, Texas 10

MEN'S INDOOR TRACK - CHAMPIONSHIP RECORDS

Gabriel Kamau 3 Mile Run March 12, 1982

MEN'S INDOOR INDIVIDUAL CHAMPIONS, YEAR

6 - Arkansas, 1994.
4 - Villanova, 1968-69; UTEP 1975-81-82; SMU, 1981

MEN'S INDOOR INDIVIDUAL TITLES, YEAR

2 - Bob Beamon, UTEP, 1968 (long jump, triple jump); Suleiman Nyambui, UTEP, 1979-80-82 (mile run, two-mile run).

MEN'S INDOOR INDIVIDUAL TITLES, CAREER

7 - Suleiman Nyambui, UTEP (mile run 1979-80-81-82, two-mile run 1979-80-82).

MEN'S INDOOR REPEAT CHAMPIONS

4 - Michael Carter, SMU (shot put 1980-81-83-84); Suleiman Nyambui, UTEP (mile run 1979-80-81-82).
3 - Hans Hoglund, UTEP (shot put 1973-74-75); Tore Johnsen, UTEP (35-lb weight throw 1982-84-85); Suleiman Nyambui, UTEP (two-mile run 1979-80-82).

MEN'S OUTDOOR TRACK TEAM CHAMPIONSHIPS

Southern California 27, Arkansas 12, UCLA 8, UTEP 6, Illinois 5, Oregon 5, LSU 4, Stanford 4, Florida State 3, Kansas 3, Tennessee 3, SMU 2, Arizona State, BYU, California, Indiana, Michigan, Minnesota, Navy, Ohio State, San Jose State, Villanova, one each.

MEN'S OUTDOOR TOP-FIVE FINISHES

1st-6; 2nd-3; 3rd-1; 4th-1; 5th-1

MEN'S OUTDOOR TRACK INDIVIDUAL CHAMPIONS

Southern California 110, UCLA 61, Oregon 50, Arkansas 50, UTEP 43, Ohio State 43, Stanford 42, Illinois 39, LSU 39, Washington State 35, Texas 35, Villanova 33, Michigan 32, Tennessee 32, Kansas 31, BYU 28, California 27, SMU 27, San Jose State 24.

MEN'S OUTDOOR TRACK - CHAMPIONSHIP RECORDS

Suleiman Nyambui 10,000 (28:01.30) June 1, 1979

MEN'S OUTDOOR INDIVIDUAL CHAMPIONS, YEAR

7 - Ohio State, 1936.
6 - Southern California, 1953.
5 - Stanford, 1928; Southern California, 1931; UTEP, 1980; Arkansas, 1994.

MEN'S OUTDOOR INDIVIDUAL TITLES, CAREER

8 - Jessie Owens, Ohio State (100-yard dash 1935, 100-meter dash 1936, 220-yard dash 1935, 200-meter dash 1936, 220-yard low hurdles 1935-36, long jump 1935-36).
7 - Suleiman Nyambui, UTEP (5,000-meter run 1980-81-82, 10,000-meter run 1979-80-81-82).

MEN'S OUTDOOR REPEAT CHAMPIONS

4 - Balazs Kiss, USC (hammer throw 1993-94-95-96); Scott Neilson, Washington (hammer throw 1976-77-78-79); Suleiman Nyambui, UTEP (10,000-meter run 1979-80-81-82); Steve Prefontaine, Oregon (three-mile run 1970-71-72-73).

WOMEN'S INDOOR TRACK - CHAMPIONSHIP RECORDS

Kim Turner 60y hurdles (7.47) March 11, 1983

ALL-AMERICANS

MEN'S CROSS COUNTRY (50)

1969	John Bednarski Dan McKillip Ken Breen	4th 10th 18th
1970	John Bednarski Kerry Pearce	5th 15th
1973	Wilson Waigwa Larry Brown	5th 13th
1974	Wilson Waigwa Frank Munene	3rd 15th
1975	James Munyala Frank Munene Tony Zuniga	6th 8th 25th
1976	Wilson Waigwa Sam Maritim James Munyala Kip Sirma	6th 8th 10th 15th
1977	Rodolfo Gomez James Munyala Kip Sirma	19th 20th 25th
1978	Michael Musyoki Suleiman Nyambui James Munyala James Rotich	2nd 4th 12th 16th
1979	James Rotich Michael Musyoki Suleiman Nyambui Wilson Kigen	4th 6th 12th 20th
1980	Suleiman Nyambui Mathews Motshwarateu James Rotich	1st 2nd 4th
1981	Mathews Motshwarateu Michael Musyoki Gabriel Kamau Suleiman Nyambui Gidamis Shahanga Sam Ngatia Thomas Maweu	1st 2nd 3rd 7th 8th 17th 20th
1982	Zak Barie Gidamis Shahanga	2nd 10th
1983	Zak Barie Gidamis Shahanga	1st 8th
1991	Ken Lucero	15th
1996	Damian Kallabis	19th
2003	Mircea Bogdan	22nd
2005	Stephen Samoei Japheth Ng'ojoy	20th 22nd
2006	Stephen Samoei	13th
2007	Stephen Samoei	23rd
2008	Japheth Ng'ojoy Nicodemus Ng'etich	28th 30th


MEN'S INDOOR TRACK & FIELD (144)

1968	Bob Beamon Bob Beamon Kerry Pearce	Long Jump Triple Jump Two Mile Run	1st 1st 3rd
1969	Scott English Danny Tague	High Jump 600y	3rd 3rd
1970	Paul Gibson	60y Hurdles	3rd
1971	Fernando De La Cerda Kerry Ellison Rod Hill Peter Romero Vince Monari Paul Gibson	Two Mile Relay Two Mile Relay Two Mile Relay Two Mile Relay Shot Put 60y Hurdles	1st 1st 1st 1st 2nd 3rd
1972	Fred DeBernardi Hans Hoglund	Shot Put Shot Put	2nd 3rd
1973	Hans Hoglund Peter Farmer	Shot Put 35-lb Weight	1st 2nd
1974	Hans Hoglund Larry Jessee Peter Farmer Jesse Kemp Hollie Walton Paul Pearson Wilson Waigwa	Shot Put Pole Vault 35-lb Weight DMR DMR DMR DMR	1st 1st 2nd 3rd 3rd 3rd 3rd
1975	Peter Farmer Arnold Grimes Hans Hoglund Greg Joy Larry Jessee Wilson Waigwa Hans Almstrom Frank Munene	35-lb Weight Triple Jump Shot Put High Jump Pole Vault Mile Shot Put 1,000y	1st 1st 1st 1st 2nd 2nd 4th 4th
1976	Emmitt Berry Arnold Grimes Joe Gichongeri James Munyala Paul Njoroge Wilson Waigwa Hans Almstrom Tom Asare	35-lb Weight Triple Jump DMR DMR DMR DMR Shot Put Long Jump	1st 1st 1st 1st 1st 1st 2nd 5th
1977	Greg Joy Wilson Waigwa Frank Munene James Munyala Paul Njoroge Fred Ongaga Arnold Grimes Emmitt Berry	High Jump Mile DMR DMR DMR DMR Triple Jump 35-lb Weight	1st 1st 1st 1st 1st 1st 2nd 3rd
1978	James Munyala Hans Almstrom Rodolfo Gomez Jerome Hutchins Michael Musyoki Peter Lemashon Kip Sirma	Mile Shot Put Three Mile Triple Jump Three Mile 880y Three Mile	1st 2nd 2nd 3rd 3rd 5th 5th
1979	Michael Musyoki Suleiman Nyambui	Three Mile Mile	1st 1st



ALL-AMERICANS CONTINUED

	Bert Cameron	400	2nd	1993	Mika Laaksonen	Hammer	2nd
	Gidamis Shahanga	10,000	2nd		Jim Svenoy	Steeplechase	2nd
	Carlos Scott	Discus	3rd		Marko Wahlman	Hammer	3rd
	Zak Barie	10,000	5th		Marcel Laros	1,500	6th
	Sam Ngatia	Steeplechase	5th		Andrew Tynes	200	6th
	Gidamis Shahanga	5,000	7th		Kjell Ove Hauge	Discus	8th
					Alex Papadimitriou	Hammer	8th
1983	Bert Cameron	400	1st				
	Gidamis Shahanga	5,000	1st	1994	Andrew Tynes	200	1st
	Gidamis Shahanga	10,000	1st		Jim Svenoy	Steeplechase	1st
	Zak Barie	5,000	2nd		Kjell Ove Hauge	Shot Put	2nd
	Zak Barie	10,000	2nd		Alex Papadimitriou	Hammer Throw	2nd
	Tore Johnsen	Hammer	6th		Milton Mallard	400 Relay	4th
					Richard Price	400 Relay	4th
1984	Norbert Elliott	Triple Jump	4th		Obadele Thompson	400 Relay	4th
	Tore Johnsen	Hammer	5th		Andrew Tynes	400 Relay	4th
	Dave Puvogel	High Jump	9th		Milton Mallard	1,600 Relay	5th
					Hayden Stephen	1,600 Relay	5th
1985	Olav Jenssen	Discus	4th		Obadele Thompson	1,600 Relay	5th
	Dale Laverty	400 Hurdles	6th		Andrew Tynes	1,600 Relay	5th
	Anders Oberg	Decathlon	6th				
	Tore Johnsen	Hammer	7th	1995	Jim Svenoy	Steeplechase	1st
					Alex Papadimitriou	Hammer	2nd
1986	Olav Jenssen	Discus	1st		Obadele Thompson	100	4th
	Alfredo Shahanga	10,000	3rd		Lasse Paananen	Javelin	8th
	Staffan Bloomstrand	Decathlon	5th				
	Chris Leeuwenburgh	Pole Vault	6th	1996	William Porter	400 Hurdles	3rd
	Dale Laverty	400 Hurdles	7th		Damian Kallabis	Steeplechase	6th
					Tero Tallinen	Hammer Throw	6th
1989	Olapade Adeniken	200	4th				
	Tim Kamili	1,500	5th	1997	Obadele Thompson	100	1st
	Olapade Adeniken	100	7th		Obadele Thompson	200	1st
					Damian Kallabis	Steeplechase	4th
1990	Olapade Adeniken	200	3rd		Ilmari Verho	Hammer	6th
	Olapade Adeniken	100	4th	1998	Marten Ejdervall	Hammer	7th
	Olapade Adeniken	400 Relay	8th				
	Tony Bloom	400 Relay	8th	1999	Matti Närhi	Javelin	1st
	Kevin Caldwell	400 Relay	8th		Carlos Suarez-Gonzalez	Steeplechase	2nd
	Harvey Noyola	400 Relay	8th		Ilmari Verho	Hammer	6th
					Ronald Promesse	400 Relay	7th
1991	Olapade Adeniken	200	2nd		Caimin Douglas	400 Relay	7th
	Olapade Adeniken	100	3rd		Lee Mays	400 Relay	7th
					Wayne Johnson	400 Relay	7th
1992	Olapade Adeniken	100	1st		Tepa Reinikainen	Shot Put	7th
	Olapade Adeniken	200	1st				
	Mika Laaksonen	Hammer	1st	2000	Janne Vartia	Hammer	3rd
	Kjell Ove Hauge	Shot Put	7th		Mats Nilsson	Javelin	4th
	Marcel Laros	1,500	7th				
	Jim Svenoy	Steeplechase	7th	2001	Caimin Douglas	200	2nd
					Vesa Jäppinen	Javelin	2nd
					Taiwo Ajibade	400 Relay	3rd
					Caimin Douglas	400 Relay	3rd
					Jermaine Joseph	400 Relay	3rd
					Aaron Egbele	400 Relay	3rd
					Janne Vartia	Hammer	4th
					Carlos Suarez-Gonzalez	Steeplechase	6th
					Bashar Ibrahim	1,500	11th
				2002	Aaron Egbele	100	6th
					Aaron Egbele	200	4th
					Bashar Ibrahim	Steeplechase	4th
					Janne Sakko	Javelin	5th
					Janne Vartia	Hammer	6th
				2003	Bashar Ibrahim	Steeplechase	3rd
					Janne Vartia	Hammer	4th
					Janne Sakko	Javelin	8th
				2004	Henderson Dottin	High Jump	5th
				2005	Mircea Bogdan	Steeplechase	1st
					Mickael Hanany	High Jump	2nd
					Patrick Mutai	Steeplechase	5th
				2006	Mircea Bogdan	Steeplechase	2nd
					Yinka Bello	400 Relay	3rd
					Daniel Ward	400 Relay	3rd
					John Alipio	400 Relay	3rd
					Churandy Martina	400 Relay	3rd



	Churandy Martina	200	4th
	Mickael Hanany	Long Jump	4th
	Churandy Martina	100	6th
	Mickael Hanany	High Jump	6th
	Patrick Mutai	Steeplechase	8th
2007	Elias Koech	800	2nd
	Stephen Samoei	10,000	6th
2008	Mickael Hanany	High Jump	1st
	Elias Koech	800	5th
	Alex van der Merwe	Javelin	5th
	Patrick Mutai	Steeplechase	7th
	Japheth Ng'ojoy	10,000	8th
2009	Dimitrios Fylladitakis	Hammer	5th
	Alex van der Merwe	Javelin	7th



ALL-AMERICANS CONTINUED

WOMEN'S CROSS COUNTRY (8)

1978	Debbie Mitchell					1981	Esther Otieno	Long Jump	4th
							Kim Turner	100 Hurdles	5th
							Jeanine Brown	200	5th
1987	Rita Delnoye						Jeanine Brown	Sprint Medley Relay	5th
	Tina Ljungberg						Charmaine Crooks	Sprint Medley Relay	5th
							Dorene Hayward	Sprint Medley Relay	5th
1988	Tina Ljungberg						Beatrice Reese	Sprint Medley Relay	5th
1989	Rita Delnoye					1982	Charmaine Crooks	400	2nd
	Wilma Van Onna						Suzanne Lorentzon	High Jump	3rd
							Kim Turner	100 Hurdles	3rd
1990	Wilma Van Onna						Jennifer Smit	Shot Put	5th
							Kim Turner	100 Hurdles	2nd
2000	Anita Looper					1984	Kim Turner	100 Hurdles	1st
							Charmaine Crooks	400	2nd
2009	Risper Kimaiyo								

WOMEN'S INDOOR TRACK & FIELD (70)

1978	Jennifer Smit	Shot Put	1st			1986	Cynthia Henry	Long Jump	1st
	Ria Stahlman	Shot Put	5th				Tina Ljungberg	3,000	6th
							Lisa Brax	3,000	6th
1979	Debbie Mitchell	Mile	1st			1988	Tina Ljungberg	5,000	3rd
	Esther Otieno	Long Jump	1st				Rita Delnoye	3,000	4th
	Jeanine Brown	300y	2nd				Lis Brax	3,000	5th
	Jennifer Smit	Shot Put	2nd						
	Dannette Alford	880y Relay	3rd			1989	Rita Delnoye	5,000	2nd
	Jeanine Brown	880y Relay	3rd				Wilma Van Onna	5,000	6th
	Esther Otieno	880y Relay	3rd						
	Carrman Rivers	880y Relay	3rd			1990	Wilma Van Onna	3,000	4th
	Betty Bogers	Shot Put	4th						
						1992	Katarina Sederholm	Shot Put	6th
1980	Jeanine Brown	Mile Relay	1st			1993	Stella Tsikouna	Discus	5th
	Esther Otieno	Mile Relay	1st				Vibeke Tegneby	1,500	8th
	Carrman Rivers	Mile Relay	1st				Melinda Sergent	100	11th
	Truus Van Amstel	Mile Relay	1st						
	Debbie Mitchell	2000	1st			1994	Terhi Palovuori	Javelin	6th
	Leisa Biggers	DMR	2nd				Melinda Sergent	100	8th
	Rochelle Collins	DMR	2nd						
	Debbie Mitchell	DMR	2nd			1996	Kirsi Hasu	Javelin	3rd
	Jackie Richards	DMR	2nd				Terhi Palovuori	Javelin	5th
	Jennifer Smit	Shot Put	3th				Melinda Sergent	100	6th
	Carrman Rivers	60	5th				Melinda Sergent	200	10th
	Jeanine Brown	300	5th			1997	Jeanette Castro	800	3rd
	Jackie Richards	1,000	5th				Saidat Onanuga	400 Hurdles	3rd
1981	Charmaine Crooks	400	3rd			1998	Saidat Onanuga	400 Hurdles	4th
	Kim Turner	60 Hurdles	4th				Jeanette Castro	800	7th
	Leisa Biggers	1,600 Relay	5th						
	Jeanine Brown	1,600 Relay	5th						
	Rochelle Collins	1,600 Relay	5th			1999	Saidat Onanuga	400 Hurdles	5th
	Zenobia Haynes	1,600 Relay	5th						



WOMEN'S OUTDOOR TRACK & FIELD (73)

1977	Debbie Mitchell	1,500	3rd			2006	Fatimoh Muhammed	800	5th
							Erma Gene Evans	Javelin	6th
1978	Jennifer Smit	Shot Put	1st			2007	Erma Gene Evans	Javelin	2nd
	Ria Stahlman	Discus	1st				Fatimoh Muhammed	800	4th
	Debbie Mitchell	1,500	2nd						
1979	Betty Bogers	Discus	2nd			2008	Blessing Okagbare	Triple Jump	2nd
	Esther Otieno	Long Jump	5th					Long Jump	3rd
	Jeanine Brown	440 Relay	5th					4x100	6th
	Esther Otieno	440 Relay	5th				Nelly Tchayem	Triple Jump	3rd
	Bea Reese	440 Relay	5th				Halimat Ismaila	4x100	6th
	Carrman Rivers	440 Relay	5th				Shalayah Sommerville	4x100	6th
							Quashanda Welch	4x100	6th
1980	Betty Bogers	Discus	3rd				Keisha Walkes	Shotput	7th
	Jeanine Brown	Mile Relay	3rd			2009	Anna Wessman	Javelin	3rd
	Esther Otieno	Mile Relay	3rd				Blessing Okagbare	Triple Jump	5th
	Carrman Rivers	Mile Relay	3rd				Blessing Okagbare	Long Jump	8th
	Truus Van Amstel	Mile Relay	3rd						
	Jennifer Smit	Shot Put	4th						

NCAA REGIONAL FINISHES



MEN'S OUTDOOR REGIONAL FINISHES

Year	Finish	Regional Champ	Head Coach
2003	7th-37	Minnesota (65.5)	Bob Kitchens
2004	14th-15.5	Nebraska (86.26)	Bob Kitchens
2005	9th-31	Nebraska (92.5)	Bob Kitchens
2006	2nd-72.5	Texas (91.83)	Bob Kitchens
2007	10th-36	Oklahoma (75.33)	Bob Kitchens
2008	7th-48	Texas A&M (87)	Bob Kitchens
2009	6th-34	Texas A&M (98)	Bob Kitchens

MEN'S REGIONAL POINT WINNERS (52)

2003	Bashar Ibrahim	Steeplechase	1st
	Janne Vartia	Hammer	1st
	Henderson Dottin	High Jump	3rd
	Janne Sakko	Javelin	4th
	Yinka Bello	400 Relay	4th
	Bryan Sears	400 Relay	4th
	Taiwo Ajibade	400 Relay	4th
	Jairo Duzant	400 Relay	4th
	Bobby Agins	Triple Jump	8th
	2004	Ryan Shields	400 Relay
Bryan Sears		400 Relay	3rd
Yinka Bello		400 Relay	3rd
Daniel Ward		400 Relay	3rd
Henderson Dottin		High Jump	t3rd
Daniel Ward		200	5th



2005	Patrick Mutai	Steeplechase	1st
	Stephen Samoei	5,000	3rd
	Correy Harrison	Discus	4th
	Mircea Bogdan	Steeplechase	5th
	Elias Koech	800	7th
	John Alipio	400 Relay	7th
	Daniel Ward	400 Relay	7th
	Yinka Bello	400 Relay	7th
	Bryan Sears	400 Relay	7th
	Mickael Hanany	High Jump	8th
Mickael Hanany	Long Jump	8th	

2006	Churandy Martina	100	1st
	Churandy Martina	200	1st
	Dominic Tanui	800	1st
	Mircea Bogdan	Steeplechase	1st
	Patrick Mutai	Steeplechase	2nd
	Elias Koech	800	3rd
	Alex van der Merwe	Javelin	3rd
	Yinka Bello	400 Relay	3rd
	Daniel Ward	400 Relay	3rd
	John Alipio	400 Relay	3rd
2007	Churandy Martina	400 Relay	3rd
	Mickael Hanany	Long Jump	6th
	Mickael Hanany	High Jump	t6th
	Daniel Ward	200	8th
	Elias Koech	800	1st
	Alex van der Merwe	Javelin	1st
2008	Patrick Mutai	Steeplechase	4th
	Daniel Ward	200	7th
	Mickael Hanany	High Jump	2nd

2008	Dimitrios Fylladitakis	Hammer	2nd	
	Alex van der Merwe	Javelin	2nd	
	Hans Eriksson	Hammer	3rd	
	Patrick Mutai	Steeplechase	3rd	
	Elias Koech	800	3rd	
	Aggrey Chirchir	800	5th	
	Dominic Tanui	800	7th	
	2009	Dimitrios Fylladitakis	Hammer	1st
		Dominic Tanui	800	2nd
		Alex van der Merwe	Javelin	4th
Anderson Mutegi		200	5th	
Relay		1,600 Relay	3:06.39	

2009	Dimitrios Fylladitakis	Hammer	1st
	Dominic Tanui	800	2nd
	Alex van der Merwe	Javelin	4th
	Anderson Mutegi	200	5th
	Relay	1,600 Relay	3:06.39



WOMEN'S OUTDOOR REGIONAL FINISHES

Year	Finish	Regional Champ	Head Coach
2003	15th-18	Nebraska (103)	Bob Kitchens
2004	10th-27	Texas (110)	Bob Kitchens
2005	19th-15	Texas (75)	Bob Kitchens
2006	11th-27	Texas (93)	Bob Kitchens
2007	9th-32	Texas A&M (99)	Bob Kitchens
2008	6th-43	Texas A&M (116)	Bob Kitchens
2009	7th-36	Texas A&M (96)	Bob Kitchens

WOMEN'S REGIONAL POINT WINNERS (31)

2003	José van der Veen	800	1st
	Corine van Beek	1,500	6th
	Desiree Crichlow	high jump	6th
	Yemi Fagbamila	1,600 Relay	7th
	José van der Veen	1,600 Relay	7th
	Laura Cabrales	1,600 Relay	7th
2004	Alisha Leverett	1,600 Relay	7th
	Fatimoh Muhammed	800	2nd
	Desiree Crichlow	High Jump	2nd
	Corine van Beek	1,500	3rd
	Kaisa Kiintonen	Hammer	4th

2005	Erma Gene Evans	Javelin	2nd
	Fatimoh Muhammed	800	5th
	Nina Schvedoff	Hammer	7th
	Alina Joaca-Bine	Hammer	8th
2006	Erma Gene Evans	Javelin	2nd
	Jenny Holmroos	800	3rd
	Oludamola Osayomi	100	4th
	Fatimoh Muhammed	800	4th
2007	Oludamola Osayomi	200	6th
	Fatimoh Muhammed	800	2nd
	Nelly Tchayem	Triple Jump	t2nd
	Oludamola Osayomi	100	7th
2008	Nina Schvedoff	Hammer	8th
	Blessing Okagbare	Long Jump	1st
	Blessing Okagbare	Triple Jump	1st
	Nina Schvedoff	Hammer	3rd

2006	Relay	4x100	3rd
	Nelly Tchayem	Triple Jump	5th
	Kelly Young	1,500	5th
	Keisha Walkes	Shot Put	6th

2007	Fatimoh Muhammed	800	2nd
	Nelly Tchayem	Triple Jump	t2nd
	Oludamola Osayomi	100	7th
	Nina Schvedoff	Hammer	8th

2008	Blessing Okagbare	Long Jump	1st
	Blessing Okagbare	Triple Jump	1st
	Nina Schvedoff	Hammer	3rd
	Relay	4x100	3rd
	(Welch, Ismaila, Sommerville, Okagbare)		
	Nelly Tchayem	Triple Jump	5th
2009	Kelly Young	1,500	5th
	Keisha Walkes	Shot Put	6th
	Blessing Okagbare	Long Jump	1st

2009	Anna Wessman	Javelin	2nd
	Endurance Abinuwa	400	3rd
	Blessing Okagbare	Triple Jump	3rd
	Blessing Okagbare	100	5th
	Laura Macauley	Javelin	7th

CONFERENCE FINISHES

MEN'S OUTDOOR CONFERENCE FINISHES

Year	Finish	Champ	UTEP Head Coach
-- Western Athletic Conference (1969-2005) --			
1969	2	BYU	Wayne Vandenburg
1970	1	UTEP	Wayne Vandenburg
1971	2	BYU	Wayne Vandenburg
1972	1	UTEP	Wayne Vandenburg
1973	5	BYU	Ted Banks
1974	2	BYU	Ted Banks
1975	1	UTEP	Ted Banks
1976	1	UTEP	Ted Banks
1977	1	UTEP	Ted Banks
1978	1	UTEP	Ted Banks
1979	1	UTEP	Ted Banks
1980	2	San Diego State	Ted Banks
1981	1	UTEP	Ted Banks
1982	1	UTEP	John Wedel
1983	2	BYU	Larry Heidebrecht
1984	1	UTEP	Larry Heidebrecht
1985	2	BYU	Tom Jones
1986	3	BYU	Tom Jones
1987	6	BYU	Tom Jones
1988	4	BYU	Tom Jones
1989	2	BYU	Bob Kitchens
1990	2	BYU	Bob Kitchens
1991	2	BYU	Bob Kitchens
1992	2	BYU	Bob Kitchens
1993	3	BYU	Bob Kitchens
1994	3	BYU	Bob Kitchens
1995	4	BYU	Bob Kitchens
1996	1	UTEP	Bob Kitchens
1997	1	UTEP	Bob Kitchens
1998	8	BYU	Bob Kitchens
1999	2	BYU	Bob Kitchens
2000	4	SMU	Bob Kitchens
2001	2	TCU	Bob Kitchens
2002	2	SMU	Bob Kitchens
2003	1	UTEP	Bob Kitchens
2004	2	Rice	Bob Kitchens
2005	1	UTEP	Bob Kitchens
-- Conference USA (2006-present) --			
2006	1	UTEP	Bob Kitchens
2007	2	Memphis	Bob Kitchens
2008	1	UTEP	Bob Kitchens
2009	2	Houston	Bob Kitchens

MEN'S INDOOR CONFERENCE FINISHES

Year	Finish	Champ	UTEP Head Coach
-- Western Athletic Conference (1969-2005) --			
1970	2	BYU	Wayne Vandenburg
1971	1	UTEP	Wayne Vandenburg
1972	1	UTEP	Wayne Vandenburg
1973	3	BYU	Ted Banks
1974	1	UTEP	Ted Banks
1975	1	UTEP	Ted Banks
1976	1	UTEP	Ted Banks
1977	1	UTEP	Ted Banks
1978	1	UTEP	Ted Banks
1979	1	UTEP	Ted Banks
1980	1	UTEP	Ted Banks
1981	1	UTEP	Ted Banks
1982	1	UTEP	John Wedel
1983	2	BYU	Larry Heidebrecht
1984	1	UTEP	Larry Heidebrecht
1985	2	BYU	Tom Jones
1986	1	UTEP	Tom Jones
1987	6	BYU	Tom Jones
1988	2	BYU	Tom Jones
1989	1	UTEP	Bob Kitchens
1990	3	BYU	Bob Kitchens
1991	2	BYU	Bob Kitchens
1992	2	BYU	Bob Kitchens
1993	2	BYU	Bob Kitchens
1994	2	BYU	Bob Kitchens
1995	3	BYU	Bob Kitchens
1996	2	BYU	Bob Kitchens
1997	2	BYU	Bob Kitchens

1998	4	BYU	Bob Kitchens
1999	3	BYU	Bob Kitchens
2000	3	TCU	Bob Kitchens
2002	1	UTEP	Bob Kitchens
2003	3	SMU	Bob Kitchens
2004	2	Boise State	Bob Kitchens
2005	1	UTEP	Bob Kitchens
-- Conference USA (2006-present) --			
2006	1	UTEP	Bob Kitchens
2007	2	Houston	Bob Kitchens
2008	4	Houston	Bob Kitchens
2009	2	Houston	Bob Kitchens

MEN'S CROSS COUNTRY CONFERENCE FINISHES

Year	Finish	Champ	UTEP Head Coach
-- Western Athletic Conference (1968-2004) --			
1968	3	New Mexico	Wayne Vandenburg
1969	1	UTEP	Wayne Vandenburg
1970	1	UTEP	Wayne Vandenburg
1971	3	BYU	Wayne Vandenburg
1972	6	BYU	Ted Banks
1973	1	UTEP	Ted Banks
1974	1	UTEP	Ted Banks
1975	1	UTEP	Ted Banks
1976	1	UTEP	Ted Banks
1977	1	UTEP	Ted Banks
1978	1	UTEP	Ted Banks
1979	1	UTEP	Ted Banks
1980	1	UTEP	Ted Banks
1981	1	UTEP	Ted Banks
1982	1	UTEP	Larry Heidebrecht
1983	1	UTEP	Larry Heidebrecht
1984	8	BYU	Tom Jones
1985	5	BYU	Tom Jones
1986	7	Wyoming	Tom Jones
1987	7	Wyoming	Tom Jones
1988	3	New Mexico	Bob Kitchens
1989	7	BYU	Bob Kitchens
1990	5	BYU	Bob Kitchens
1991	4	Air Force	Bob Kitchens
1992	1	UTEP	Bob Kitchens
1993	4	BYU	Bob Kitchens
1994	7	Air Force	Steven Keith
1995	8	BYU	Steven Keith
1996	7	Air Force	Steven Keith
1997	9	BYU	Steven Keith
1998	8	BYU	Steven Keith
1999	5	Rice	Steven Keith
2000	2	SMU	Steven Keith
2001	2	Rice	David Welsh
2002	2	SMU	David Welsh
2003	2	Tulsa	Paul Ereng
2004	3	Rice	Paul Ereng
-- Conference USA (2005-present) --			
2005	1	UTEP	Paul Ereng
2006	1	UTEP	Paul Ereng
2007	1	UTEP	Paul Ereng
2008	2	Tulsa	Paul Ereng
2009	1	UTEP	Paul Ereng

WOMEN'S OUTDOOR CONFERENCE FINISHES

Year	Finish	Champ	UTEP Head Coach
-- Western Athletic Conference (1991-2005) --			
1991	5	BYU	Bob Kitchens
1992	3	BYU	Bob Kitchens
1993	4	BYU	Bob Kitchens
1994	3	BYU	Bob Kitchens
1995	4	BYU	Bob Kitchens
1996	4	BYU	Bob Kitchens
1997	14	BYU	Bob Kitchens
1998	9	BYU	Bob Kitchens
1999	12	BYU	Bob Kitchens
2000	4	Rice	Bob Kitchens
2001	7	Rice	Bob Kitchens
2002	5	Fresno State	Bob Kitchens
2003	3	Rice	Bob Kitchens
2004	6	Rice	Bob Kitchens

2005	5	Louisiana Tech	Bob Kitchens
-- Conference USA (2006-present) --			
2006	2	Houston	Bob Kitchens
2007	2	Rice	Bob Kitchens
2008	2	Rice	Bob Kitchens
2009	5	Rice	Bob Kitchens

WOMEN'S INDOOR CONFERENCE FINISHES

Year	Finish	Champ	UTEP Head Coach
-- Western Athletic Conference (1991-2005) --			
1991	6	BYU	Bob Kitchens
1992	4	BYU	Bob Kitchens
1993	3	BYU	Bob Kitchens
1994	3	BYU	Bob Kitchens
1995	4	BYU	Bob Kitchens
1996	5	BYU	Bob Kitchens
1997	4	BYU	Bob Kitchens
1998	4	BYU	Bob Kitchens
1999	11	BYU	Bob Kitchens
2000	3	Rice	Bob Kitchens
2001	5	Rice	Bob Kitchens
2002	6	Rice	Bob Kitchens
2003	3	Nevada	Bob Kitchens
2004	4	Nevada	Bob Kitchens
2005	4	Louisiana Tech	Bob Kitchens
-- Conference USA (2006-present) --			
2006	3	Houston	Bob Kitchens
2007	2	Rice	Bob Kitchens
2008	2	Rice	Bob Kitchens
2009	4	Rice	Bob Kitchens

WOMEN'S CROSS COUNTRY CONFERENCE FINISHES

Year	Finish	Champ	UTEP Head Coach
-- Western Athletic Conference (1990-2004) --			
1990	7	BYU	Bob Kitchens
1991	3	BYU	Bob Kitchens
1992	5	BYU	Bob Kitchens
1993	5	BYU	Bob Kitchens
1994	7	BYU	Steven Keith
1995	7	BYU	Steven Keith
1996	2	BYU	Steven Keith
1997	4	BYU	Steven Keith
1998	15	BYU	Steven Keith
1999	5	Rice	Steven Keith
2000	3	TCU	Steven Keith
2001	8	Tulsa	David Welsh
2002	4	Rice	David Welsh
2003	2	Nevada	Paul Ereng
2004	3	SMU	Paul Ereng
-- Conference USA (2005-present) --			
2005	7	Rice	Paul Ereng
2006	7	UAB	Paul Ereng
2007	5	Rice	Paul Ereng
2008	7	Rice	Paul Ereng
2009	2	SMU	Paul Ereng

CONFERENCE CHAMPIONS



MEN'S CROSS COUNTRY (21)

-- Western Athletic Conference (1969-2004) --

1969	John Bednarski & Kerry Pearce	6,400	20:20.3
1970	Kerry Pearce	9,600	29:10.5
1973	Larry Brown	9,600	30:09.3
1974	Wilson Waigwa	9,600	30:38.5
1975	James Munyala	9,600	30:09.0
1976	James Munyala	10,000	29:49.0
1978	Michael Musyoki	10,000	29:44.0
1979	Michael Musyoki	10,000	30:59.6
1980	Suleiman Nyambui	10,000	28:47.3
1981	Gabriel Kamau	10,000	30:07.0
1982	Zak Barie	10,000	29:40.9
1988	Tim Kamili	10,000	30:39
1993	Jim Svenoy	10,000	30:26.00
1996	Mark Ostendarp	8,000	24:32.77
1997	Damian Kallabis	8,000	24:49
2001	Bashar Ibrahim	8,000	24:58.7
2002	Bashar Ibrahim	8,000	24:24
-- Conference USA (2005-present) --			
2005	Patrick Mutai	8,000	23:35.26
2006	Patrick Mutai	8,000	24:31.96
2007	Stephen Samoei	8,000	24:40.01

MEN'S INDOOR TRACK (229, 43 RELAYS/186 IND.)

-- Western Athletic Conference (1970-2005) --

1970	Mike Fray	60y	6.0
	Paul Gibson	60y Hurdles	7.0
	Vince Monari	Shot Put	18.02 (59-1 1/2)
	Relay	Two Mile Relay	7:37.5
	(Elison, Jones, De La Cerda, Ellison)	DMR	9:59.0
	(Bednarski, Moss, Bree, Pearce)		
1971	Harrington Jackson	60y	6.0
	Paul Gibson	60y Hurdles	7.0
	Kerry Ellison	880y	1:52.9
	Greg Jones	1,000	2:07.5
	Paul Heglar	Pole Vault	4.88 (16-0)
	Larry Vanley	Triple Jump	15.74 (51-8)
	Fred DeBernardi	Shot Put	18.96 (62-2 1/2)
	Relay	Two Mile Relay	7:42.3
	(Crow, Doyle, De La Cerda, Ellison)		
1972	Errol Stewart	60y	6.0
	Greg Jones	880y	1:52.9
	Rod Hill	Mile	4:12.3
	Bill Curnow	Pole Vault	4.91 (16-1 1/4)
	Fred DeBernardi	Shot Put	20.67 (67-10)
	Relay	Mile Relay	3:16.9
	(Williams, Kemp, Williams, Holt)		
1973	Fernando De La Cerda	880y	1:53.88
	Hans Hoglund	Shot Put	19.34 (63-5 3/4)
1974	Chris Garpenborg	60y	6.0
	Wilson Waigwa	Mile	4:12.1
	Tom Asare	Long Jump	7.62 (25-0)
	Hans Hoglund	Shot Put	19.96 (65-6)
	Relay	Two Mile Relay	7:43.0
	(Barbary, Pearson, Zuniga, Munene)		
	Relay	DMR	9:54.4
	(Kemp, Martinez, Brown, Waigwa)		
1975	Wilson Waigwa	Mile	4:07.3
	Wilson Waigwa	Two Mile	8:52.8
	Greg Joy	High Jump	2.23 (7-4)
	Tom Asare	Long Jump	7.45 (24-5 1/2)
	Hans Hoglund	Shot Put	19.85 (65-1 1/2)
	Relay	DMR	9:57.2
	(Walton, Kemp, Zuniga, Waigwa)		

1976	Joe Gichongeri	880y	1:53.44
	Frank Munene	1,000	2:10.81
	Wilson Waigwa	Two Mile	8:44.3
	Greg Joy	High Jump	2.21 (7-3)
	Arnold Grimes	Triple Jump	16.28 (53-5 1/4)
	Hans Almstrom	Shot Put	18.84 (61-9 3/4)
	Relay	DMR	9:54.75
	(Zuniga, Waigwa, Gichongeri, Njoroge)		
1977	Wilson Waigwa	Mile	4:08.42
	Wilson Waigwa	Two Mile	8:45.72
	Patrick Abada	Pole Vault	5.17 (16-11 3/4)
	Tom Asare	Long Jump	7.62 (25-0)
	Joe Laniyan	Triple Jump	15.65 (51-4 1/4)
	Hans Almstrom	Shot Put	19.14 (62-9 1/2)
	Relay	Two Mile Relay	7:41.89
	(Courtney, Zuniga, Kariuki, Ongaga)		
	Relay	DMR	9:55.76
	(Ongaga, Njoroge, Munyala, Waigwa)		
1978	Jerome Deal	60y	6.21
	Peter Lemashon	880y	1:48.74
	Peter Lemashon	1,000	2:07.56
	James Munyala	Mile	4:07.27
	Rodolfo Gomez	Two Mile	8:48.25
	Tim Vahlstrom	Pole Vault	5.10 (16-9)
	Joe Laniyan	Long Jump	7.55 (24-9 1/2)
	Jerome Hutchins	Triple Jump	15.81 (51-10 1/2)
	Hans Almstrom	Shot Put	19.17 (62-11)
	Emmitt Berry	35-lb Weight	20.16 (66-2)
	Relay	Two Mile Relay	7:36.14
	(Boogman, Ongaga, Tomisato, Courtney)		
1979	Jerome Deal	60y	6.10
	Peter Lemashon	880y	1:50.55
	Fred Ongaga	1,000	2:10.25
	Suleiman Nyambui	Mile	4:02.36
	Suleiman Nyambui	Two Mile	8:37.08
	Michael Musyoki	Three Mile	13:21.24
	Spencer Hill	High Jump	2.16 (7-1)
	Joe Laniyan	Long Jump	7.40 (24-3 1/2)
	Joe Laniyan	Triple Jump	15.60 (51-2 1/2)
	Svein Walvik	Shot Put	18.40 (60-4 1/2)
	Richard Olsen	35-lb Weight	19.81 (65-0)
	Relay	Two Mile Relay	7:34.04
	(Tomisato, Rotich, Boogman, Lemashon)		
	Relay	DMR	9:43.36
	(Boogman, Mayuku, Lemashon, Nyambui)		

CONFERENCE CHAMPIONS CONTINUED

1980	Jerome Deal	60y	6.20
	Bert Cameron	440y	47.32
	George Mehale	600y	1:09.37
	Peter Lemashon	880y	1:49.95
	Reuben Rathedi	1,000	2:11.10
	Suleiman Nyambui	Two Mile	8:44.19
	Joe Laniyan	Long Jump	7.45 (24-5 1/2)
	Joe Laniyan	Triple Jump	16.00 (52-6)
	Carlos Scott	Shot Put	18.39 (60-4)
	Thommie Sjolholm	35-lb Weight	19.96 (65-6)
	Relay	Mile Relay	3:11.15
	(Sidney, Mehale, Mulli, Cameron)		
	Relay	Two Mile Relay	7:30.33
	(Mulli, Tomisato, Boogman, Lemashon)		
	Relay	DMR	9:45.56
	(Lemashon, Cameron, Lelieveld, Nyambui)		

1981	Jerome Deal	55	6.26
	Bert Cameron	400	46.30
	Wilfred Mulli	500	1:03.74
	Michael Musyoki	5,000	14:05.75
	Steve Hanna	Long Jump	7.44 (24-5 1/4)
	Steve Hanna	Triple Jump	14.74 (48-4 1/2)
	Carlos Scott	Shot Put	18.45 (60-6 1/2)
	Thommie Sjolholm	35-lb Weight	20.28 (66-6 3/4)
	Relay	3200 Relay	7:39.58
	(Cameron, Mulli, Boogman, Mehale)		
	Relay	DMR	9:42.30
	(Boogman, Cameron, Lelieveld, Nyambui)		

1982	Fabian Whymns	55	6.26
	Carl Meylor	400	46.46
	George Mehale	800	1:50.51
	Gabriel Kamau	3,000	8:05.64
	Gabriel Kamau	5,000	13:57.38
	George Barber	Pole Vault	4.88 (16-0)
	Milt Ottey	High Jump	2.21 (7-3)
	Carlos Scott	Shot Put	18.23 (59-9 3/4)
	Tore Johnsen	35-lb Weight	21.58 (70-9 3/4)
	Relay	1,600 Relay	3:13.76
	(Ramotohab, Hill, Mehale, Cameron)		
	Relay	DMR	9:52.00
	(Mehale, Meylor, Ngatia, Nyambui)		

1983	Carl Meylor	440y	49.25
	Bert Cameron	600y	1:10.48
	Zak Barie	Two Mile	8:49.86
	George Barber	Pole Vault	4.98 (16-4)
	Tore Johnsen	35-lb Weight	21.73 (71-3 3/4)
	Relay	Mile Relay	3:18.33
	(Turner, Hill, Lawson, Cameron)		

1984	Fabian Whymns	60y	6.25
	Wayne Vaden	60y Hurdles	7.41
	Mike Lawson	600y	1:11.7
	Dave Puvogel	High Jump	2.25 (7-4 1/2)
	Norbert Elliott	Triple Jump	15.99 (52-5 1/2)
	Tore Johnsen	35-lb Weight	23.94 (78-6 1/2)
	Relay	Mile Relay	3:14.05
	(Wheeler, Boyd, Steele, Lawson)		

1985	Morton Warland	880y	1:52.30
	Chris Leeuwenburgh	Pole Vault	5.22 (17-1 1/2)
	Dave Puvogel	High Jump	2.13 (7-0)
	Norbert Elliott	Triple Jump	16.45 (53-11 3/4)
	Tore Johnsen	35-lb Weight	20.88 (68-6 1/4)
	Relay	Mile Relay	3:10.18
	(Steele, Lawson Laverty, Warland)		

1986	Mike Lawson	600y	1:10.44
	Tim Kamili	1,000	2:13.5
	Chris Leeuwenburgh	Pole Vault	5.30 (17-4 1/2)
	Frans Maas	Long Jump	7.79 (25-7)
	Frans Maas	Triple Jump	15.85 (52-0)
	Clifford Felkins	35-lb Weight	19.01 (62-4 1/2)

1987	Frans Maas	Long Jump	7.88 (25-10 1/4)
------	------------	-----------	------------------

1988	Joe Boyd	400	47.55
	Epifano Solis	3,000	8:40.47
	Frans Maas	Long Jump	7.91 (25-11 1/2)
	Frans Maas	Triple Jump	16.24 (53-3 1/2)

1989	Tim Kamili	3,000	8:38.86
	Epifano Solis	5,000	15:26.78
	Roger Giles	Long Jump	7.39 (24-3 1/4)
	Ken Lowther	Shot Put	16.76 (55-0)
	Relay	Two Mile Relay	7:45.97
	(Lopez, Rodriguez, Weigman, Kamili)		

1990	Roger Giles	Triple Jump	15.10 (49-6 3/4)
------	-------------	-------------	------------------

1991	Ken Lucero	5,000	15:03.66
	Brent Schlinke	High Jump	2.10 (6-10 3/4)
	Roger Giles	Triple Jump	15.40 (50-6 1/2)
	Ken Lowther	Shot Put	17.57 (57-7 3/4)
	Relay	Mile Relay	3:16.12
	(Jimenez, Vallin, Noyola, Adeniken)		

1992	Olapade Adeniken	55	6.19
	Olapade Adeniken	200	20.76
	Ken Lucero	5,000	15:06.98
	Howard Williams	High Jump	2.21 (7-3)
	Kjell Ove Hauge	Shot Put	18.13 (59-6)
	Mika Laaksonen	35-lb Weight	20.75 (68-1)
	Relay	Two Mile Relay	7:46.61
	(Medlin, Best, Svenoy, Laros)		

1993	Andrew Tynes	200	20.86
	Marcel Laros	Mile	4:12.57
	Howard Williams	High Jump	2.19 (7-2 1/4)
	Kjell Ove Hauge	Shot Put	18.64 (61-2)
	Marko Wahlman	35-lb Weight	21.80 (71-6 1/4)
	Relay	Mile Relay	3:16.19
	(Price, Tynes, Noreiga, Stephen)		
	Relay	Two Mile Relay	7:48.12
	(Garcia, Svenoy, Best, Laros)		

1994	Obadele Thompson	55	6.26
	Andrew Tynes	200	20.76
	Milton Mallard	400	46.72
	Jim Svenoy	Mile	4:12.06
	Kjell Ove Hauge	Shot Put	18.55 (60-10 1/2)
	Alex Papadimitriou	35-lb Weight	21.73 (71-3 1/2)
	Relay	Mile Relay	3:11.85
	(Price, Tynes, Thompson, Mallard)		

1995	Obadele Thompson	55	6.17
	Obadele Thompson	200	20.88
	Hayden Stephen	400	47.77
	Alex Papadimitriou	35-lb Weight	22.22 (72-11)
	Relay	Mile Relay	3:15.19
	(Stephen, Thomas, Porter, Samuels)		
	Relay	DMR	10:18.25
	(Aizcorbe, Deming, Panduro, Svenoy)		

1996	Obadele Thompson	55	6.12
	Obadele Thompson	200	20.66
	Relay	Mile Relay	3:13.76
	(Huyler, Porter, Borunda, Mata)		
	Relay	DMR	10:24.28
	(Aizcorbe, Deming, Delgado, Kallabis)		

1997	Obadele Thompson	55	5.99
	Obadele Thompson	200	20.67
	Addis Huyler	400	47.60
	Damian Kallabis	5,000	15:14.55

1998	Mikhail Gorbatenko	Pole Vault	17-4 1/2 (5.30)
	Relay	Mile Relay	3:09.61
	(Singleton, Garcia, Promesse, Okulonye)		

1999	Lee Mays	60 Hurdles	7.92
	Nick Stewart	400	46.93
	Tepa Reinikainen	Shot Put	19.29 (63-3 1/2)
	Relay	Mile Relay	3:12.60
	(Stewart, Promesse, Singleton, Okulonye)		

2001	Taiwo Ajibade	55	6.20
	Alvaro Jimenez	5,000	14:42.54

2002	Aaron Egbele	55	6.22
	Aaron Egbele	200	21.57
	Bashar Ibrahim	Mile	4:14.03



	Bashar Ibrahim	3,000	8:23.98
	Ruben Diz	5,000	15:05.17
	Henderson Dottin	High Jump	2.11 (6-11 1/4)
	Adrian Ghioroai	Triple Jump	16.08 (52-9 1/4)
	Janne Vartia	35-lb Weight	19.77 (65-10 1/4)

2003	Taiwo Ajibade	60	6.76
	Janne Vartia	35-lb Weight	20.05 (65-9 1/2)

2004	Mircea Bogdan	3,000	8:37.69
	Mircea Bogdan	5,000	14:38.75
	Relay	1,600	3:13.65
	(Alipio, Ward, Lira, Shields)		

2005	Daniel Ward	200	20.97
	Daniel Ward	400	47.16
	Elias Koech	800	1:51.23
	Mircea Bogdan	Mile	4:10.03
	Relay	1,600 Relay	3:14.06
	(Alipio, Oguh, Koech, Ward)		
	Relay	DMR	10:10.18
	(Mutai, Oguh, Koech, Bogdan)		

2006	Churandy Martina	60	6.72
	Elias Koech	800	1:51.72
	Mircea Bogdan	3,000	8:17.73
	Stephen Samoei	5,000	14:14.76
	Relay	1,600 Relay	3:15.89
	(Alipio, Koech, Tanui, Ward)		
	Relay	DMR	9:58.39
	(Mutai, Alipio, Tanui, Bogdan)		
	Mickael Hanany	High Jump	2.24 (7-4 1/4)
	Mickael Hanany	Long Jump	7.17 (23-6 1/4)
	Mickael Hanany	Triple Jump	15.47 (50-9 1/4)

2007	Dominic Tanui	800	1:52.52
	Stephen Samoei	3,000	8:16.14
	Japheth Ng'ojoy	5,000	14:10.74
	Relay	DMR	No Time
	(Ng'etich, Koech, Tanui, Samoei)		
	Mickael Hanany	High Jump	2.19 (7-2 1/4)
	Mickael Hanany	Long Jump	7.54 (24-9)
	Mickael Hanany	Triple Jump	15.77 (51-9)

2008	Dominic Tanui	800	1:52.74
	Patrick Mutai	5,000	14:19.37
	Relay	Distance Medley	10:06.04
	(Tanui, Koech, Chirchir, Ng'etich)		
	Relay	1,600	3:17.38
	(Mutegi, Tanui, Chirchir, Koech)		

2009	Anderson Mutegi	200	21.61
	Anderson Mutegi	400	48.14
	Ronalds Araj	60	6.77
	Dominic Tanui	800	1:52.17
	Relay	1,600	3:18.15
	Relay	DMR	9:51.62

MEN'S OUTDOOR TRACK (267, 30 RELAYS/237 IND.)

-- Western Athletic Conference (1970-2005) --

1969	Kerry Pearce	Steeple	9:00.6
	John Birkelbach	Shot Put	17.74 (58-2 1/2)
	Paul Heglar	Pole Vault	4.88 (16-0)

1970	Harrington Jackson	100y	9.36
	Harrington Jackson	220y	20.65
	Kerry Ellison	880y	1:48.8

2000	Carlos Suarez-Gonzalez	Steeple	9:09.25	Alex van der Merwe	Javelin	61.30 (201-01 1/2)	Katarina Sederholm	Shot Put	15.70 (51-6 1/4)
	Nick Stewart	400 Hurdles	51.34	Relay	400m	40.38	Renate Beunder	Javelin	52.34 (171-9)
	Mats Nilsson	Javelin	74.51 (244-5)	(Adeniyani, Mutegi, Kock, Arajs)	1,600m	3:10.45	1993 Melinda Sergent	100	11.28
2001	Nick Stewart	400 Hurdles	50.26	(Adeniyani, Kock, Tanui, Mutegi)			Melinda Sergent	200	23.55
	Carlos Suarez-Gonzalez	Steeple	8:55.34				Vibeke Tegneby	1,500	4:25.19
	Janne Vartia	Hammer	232-6 (70.86)	WOMEN'S CROSS COUNTRY (2)			Stella Tsikouna	Discus	53.28 (174-10)
	Vesa Jäppinen	Javelin	73.78 (242-1)	-- Western Athletic Conference (1990-2004) --			Relay	Sprint Relay	45.80
2002	Aaron Egbele	100	10.38	1990 Wilma Van Onna	5,000	16:41	(Hills, Sergent, Glenn, Cooray)		
	Aaron Egbele	200	20.80	2009 Risper Kimaiyo	5,000	17:46			
	Ruben Diz	10,000	30:44.07	WOMEN'S INDOOR TRACK (44, 4 RELAYS/40 IND.)			1994 Melinda Sergent	100	11.37
	Bobby Agins	Long Jump	7.10 (23-4 3/4)	-- Western Athletic Conference (1991-2005) --			Melinda Sergent	200	23.36
	Janne Sakko	Javelin	75.74 (248-6)	1991 Satu Levala	3,000	10:26.94	Tonje Vrale	800	2:07.2
	Relay	400 Relay	39.69	1992 Lidia Medina	400	56.15	Terhi Palovuori	Javelin	51.24 (168-1)
	(Medvedev, Duzant, Ajibade, Egbele)			Katarina Sederholm	Shot Put	15.70 (51-6)	1996 Melinda Sergent	100	11.19
2003	Taiwo Ajibade	100	10.35	1994 Melinda Sergent	55	6.88	Melinda Sergent	200	22.94
	Jairo Duzant	200	20.86	Traci Kirtley	Triple Jump	12.29 (40-4)	Jeanette Castro	800	2:09.43
	Richard Petty	400	46.10	1995 Melinda Sergent	55	6.77	Relay	400 Relay	44.2
	Bashar Ibrahim	1,500	3:50.80	Melinda Sergent	200	23.82	(Wisby, Cooray, Konte, Sergent)		
	Bashar Ibrahim	Steeple	8:47.04	Melinda Sergent	800	2:12.54	Terhi Palovuori	Javelin	51.66 (169-6)
	Henderson Dottin	High Jump	2.16 (7-1)	Relay	Mile Relay	3:50.91	1997 Elin Isane	Discus	51.02 (167-5)
	Janne Vartia	Hammer	68.00 (223-1)	(Gehrett, Glenn, Cooray, Sergent)			Jeanette Castro	800	2:06.31
	Relay	400 Relay	39.39	1996 Jeannette Castro	800	2:10.01	Ulrike Maisch	3,000	9:30.65
	(Bello, Sears, Ajibade, Duzant)			1997 Jeanette Castro	800	2:12.29	1998 Saidat Onanuga	400 Hurdles	56.96
2004	Ryan Shields	200	20.87	Saidat Onanuga	400	54.10	Jeanette Castro	800	2:05.34
	Ryan Shields	400	47.11	1998 Saidat Onanuga	400	54.06	1999 Saidat Onanuga	400 Hurdles	56.66
	Mircea Bogdan	1,500	3:45.85	1999 Saidat Onanuga	400	53.27	2000 Jemia Jackson	100	11.63
	Mircea Bogdan	Steeple	9:06.26	2000 Svetlana Badrankova	800	2:07.53	Svetlana Badrankova	800	2:06.30
	Henderson Dottin	High Jump	2.13 (6-11 3/4)	Relay	Mile Relay	3:42.81	Saidat Onanuga	400 Hurdles	57.14
	Relay	400 Relay	39.82	(Pejic, van der Veen, Ike, Badrankova)			Anna Tarasova	Triple Jump	13.41 (44-0)
	(Shields, Sears, Bello, Ward)			2001 Svetlana Badrankova	800	2:08.73	Angeliki Tsiolakoudi	Javelin	58.45 (191-9)
2005	Daniel Ward	400	46.98	Anita Looper	3,000	10:08.58	Relay	1,600 Relay	3:34.94
	Elias Koech	800	1:50.02	Anita Looper	5,000	17:38.42	(M. Ike, Onanuga, van der Veen, Badrankova)		
	Stephen Samoei	1,500	3:52.18	Anna Tarasova	Triple Jump	13.25 (43-5 3/4)	2001 Svetlana Badrankova	800	2:05.33
	Patrick Mutai	Steeple	8:38.43	2002 Corine van Beek	Mile	5:06.04	Anna Tarasova	Triple Jump	13.21 (43-4 1/4)
	Stephen Samoei	5,000	14:01.51	Relay	1,600 Relay	3:42.55	Relay	1,600 Relay	3:37.25
	Japheth Ng'ojoy	10,000	29:42.99	(Fagbamila, van der Veen, Pejic, Richards)			(M. Ike, Richards, van der Veen, Badrankova)		
	Mickael Hanany	High Jump	2.15 (7-0 1/2)	2003 Olatunde Okusanya	200	23.84	2002 Kaisa Kiintonen	Hammer	58.22 (191-0)
	Mickael Hanany	Long Jump	7.61 (24-11 3/4)	José van der Veen	800	2:08.74	Relay	400 Relay	44.89
	Mickael Hanany	Triple Jump	15.58 (52-0)	Corine van Beek	Mile	4:49.94	(Ferguson, Fagbamila, Richards, Leverett)		
	Correy Harrison	Discus	53.26 (174-9)	Adriana Pirtea	3,000	9:45.39	2003 José van der Veen	800	2:06.68
	Relay	400 Relay	40.11	Adriana Pirtea	5,000	17:17.69	Corine van Beek	1,500	4:31.50
	(Alipio, Ward, Bello, Sears)			Adriana Pirtea	5,000	17:17.69	Adriana Pirtea	5,000	17:19.42
	-- Conference USA (2006-present) --			(van Beek, Muhammed, Caliz, Brusik)			Adriana Pirtea	10,000	36:51.35
2006	Churandy Martina	100	9.76	2004 Adriana Pirtea	3,000	9:58.51	2004 Corine van Beek	1,500	4:25.23
	Churandy Martina	200	20.33	Adriana Pirtea	5,000	16:46.84	Adriana Pirtea	5,000	17:11.74
	Elias Koech	800	1:50.13	Relay	DMR	11:59.62	2005 Fatimoh Muhammed	800	2:06.88
	Patrick Mutai	Steeple	9:11.16	(van Beek, Muhammed, Caliz, Brusik)			Kaisa Kiintonen	Hammer	58.61 (192-3)
	Mircea Bogdan	5,000	14:42.59	2005 Adriana Pirtea	Mile	4:45.59	-- Conference USA (2006-present) --		
	Japheth Ng'ojoy	10,000	30:14.06	Adriana Pirtea	3,000	9:46.53	2006 Olatunde Okusanya	400	52.97
	Mickael Hanany	High Jump	2.30 (7-6 1/2)	Nina Schvedoff	Weight	17.31 (56-9 1/2)	Fatimoh Muhammed	800	2:11.14
	Mickael Hanany	Triple Jump	16.39 (53-9 1/4)	-- Conference USA (2006-present) --			Erma Gene Evans	Javelin	55.00 (180-5)
	Mickael Hanany	Long Jump	7.83 (25-8 1/4)	2006 Oludamola Osayomi	60	7.44	Nina Schvedoff	Hammer	56.04 (183-10)
	Correy Harrison	Discus	57.74 (189-5)	Jenny Holmroos	800	2:07.43	2007 Erma Gene Evans	Javelin	56.45 (185-2)
	Alex van der Merwe	Javelin	65.18 (213-10)	Nina Schvedoff	Weight	18.00 (59-0 3/4)	Fatimoh Muhammed	1,500	4:26.67
	Relay	400 Relay	39.11	2007 Halimat Ismaila	400	54.86	Fatimoh Muhammed	800	2:08.15
	(Bello, Ward, Alipio, Martina)			Fatimoh Muhammed	800	2:13.05	Nina Schvedoff	Hammer	56.85 (186-6)
	Relay	1,600 Relay	3:09.33	Nelly Tchayem	Triple Jump	13.01 (42-8 1/4)	Nelly Tchayem	Triple Jump	13.06 (42-10 1/4)
	(Alipio, Koech, Kiprono Tanui, Ward)			2008 Kelly Young	800	2:08.80	2008 Nina Schvedoff	Hammer	59.11 (193-11)
2007	Patrick Mutai	Steeple	9:01.77	Kelly Young	Mile	4:45.08	Blessing Okagbare	Long Jump	6.70 (21-11 3/4)
	Alex van der Merwe	Javelin	66.58 (218-5)	Blessing Okagbare	Triple Jump	13.53 (44-04 3/4)	Triple Jump	13.86 (45-05 3/4)	
	Japheth Ng'ojoy	10,000	29:58.42	Blessing Okagbare	Long Jump	6.65 (21-10)	800	2:07.74	
	Daniel Ward	200	21.15	Nina Schvedoff	Weight	18.99 (62-03 3/4)	1,500	4:31.95	
	Relay	1,600 Relay	3:08.86	2009 Endurance Abinuwa	400	54.21	Halimat Ismaila	200	23.18
	(Alipio, Ward, Tanui, Koech)			WOMEN'S OUTDOOR TRACK (60, 6 RELAYS/54 IND.)			100	11.31	
	Stephen Samoei	5,000	14:07.73	-- Western Athletic Conference (1991-2005) ---			4x100	44.46	
2008	Mickael Hanany	High Jump	2.30 (7-6 1/2)	1991 Lidia Medina	400	55.14	(Okagbare, Sommerville, Ismaila, Young)		
	Japheth Ng'ojoy	Long Jump	7.59 (24-11)	1992 Trine Pilskog	1,500	4:33.68	2009 Blessing Okagbare	100m	11.21
	10,000	30:15.12					Blessing Okagbare	Long Jump	6.90 (22-07 3/4)
	Patrick Mutai	Steeplechase	8:55.52				Blessing Okagbare	Triple Jump	13.73 (45-00)
	Elias Koech	800	1:49.87				Anna Wessman	Javelin	54.23 (177-11)
	Alex van der Merwe	Javelin	67.88 (222-8)				Relay	400	45.04
	Relay	4x400	3:10.28						
2009	Dimitrios Fylladitakis	Hammer	66.63 (218-03 1/4)						
	Anderson Mutegi	400	46.38						
	Nicodemus Ng'etich	Steeple	9:06.59						
	Nicodemus Ng'etich	5,000	14:19.71						
	Dominic Tanui	800	1:51.64						

UTEP MEN'S INDOOR RECORDS



55-METER DASH

5.99	Obadele Thompson	1996
6.09y	Jerome Deal	1980
6.10	Wayne Johnson	1998
6.13	Ronald Promesse	1997
6.17	Olapade Adeniken	1990
6.20	Taiwo Ajibade	2001
6.21	Fabian Whyms	1984
6.21	Aaron Egbele	2002
6.25	Carlos Garcia	1998
6.26	Cedric Jackson	1989
6.26	Jerome Deal	1981

60-METER DASH

6.55	Jerome Deal	1981
6.60	Obadele Thompson	1997
6.65	Aaron Egbele	2001
6.66	Taiwo Ajibade	2002
6.66	Ronald Promesse	1999
6.67	Vitaly Medvedev	2000
6.72	Churandy Martina	2006
6.73	Wayne Johnson	1999
6.75	Ronalds Arajs	2009
6.78	Jermaine Joseph	2001

200-METER DASH

20.36	Obadele Thompson	1996
20.76	Olapade Adeniken	1992
20.76	Andrew Tynes	1994
20.90	Aaron Egbele	2002
20.95	Daniel Ward	2005
20.97	Jermaine Joseph	2001
21.12	Godfrey Hewlett	1995
21.13	Tony Bloom	1990
21.16	Kevin Caldwell	1990
21.18	Mark Noreiga	1995

400-METER DASH

46.30	Bert Cameron	1981
46.37	Milton Mallard	1994
46:85	Elias Koech	2008
46.93	Nick Stewart	1999
47.03	Benedict Okulonye	1998
47.16	Daniel Ward	2005
47.23	Elias Koech	2007
47.39	Anderson Mutegi	2009
47.39	Hayden Stephen	1994
47.55	Joseph Boyd	1988

800-METER RUN

1:46.77	Elias Koech	2008
1:47.81	Dominic Tanui	2006
1:48.4	Peter Lemashon	1980
1:48.55	Elias Koech	2006
1:51.05	Marcel Laros	1993
1:51.59	Aggrey Chirchir	2008
1:51.60	Stephen Kreykamp	1994
1:53.12	Frank Lozano	2004
1:53.44	Sergio Oaxaca	1985
1:53.62	Rafael Panduro	1995

MILE RUN

3:55.87	Wilson Waigwa	1981
3:59.27	Carlos Suarez-Gonzalez	1999
3:59.81	James Munyala	1978
3:59.84	Bashar Ibrahim	2001
4:00.42	Marcel Laros	1993
4:00.65	Suleiman Nyambui	1982
4:02.12	Filbert Bayi	1984
4:02.11	Mircea Bogdan	2005
4:02.40	Frank Wiegman	1990
4:02.45	Jim Svenoy	1993

3,000-METER RUN

7:48.7	Suleiman Nyambui	1979
7:51.24	Jim Svenoy	1994
7:51.46	Zakaria Barie	1984
7:59.47	Alvaro Jimenez	2002
8:00.71	Gidamis Shahanga	1984
8:02.54	Mircea Bogdan	2004
8:03.01	Bashar Ibrahim	2003
8:05.7	Rodolpho Gomez	1978
8:07.36	Carlos Suarez-Gonzalez	1999
8:07.8	Sam Ngatia	1984

5,000-METER RUN

13:20.3	Suleiman Nyambui	1981
13:38.62	Gidamis Shahanga	1984
13:46.10	Filbert Bayi	1984
13:47.8	Rodolpho Gomez	1978
13:48.46	Zakaria Barie	1984
13:40.2	Michael Mysuoki	1980
13:48.52	Stephen Samoei	2006
14:04.05	Japheth Ng'ojoy	2005
14:05.80	Ruben Diz	2002
14:10.26	Dirk de Heer	2004

55-METER HURDLES

7.24	Paul Gibson	1970
7.32	Ras Dotsey	1988
7.39	Wayne Vaden	1985
7.42	Richard Price	1994
7.49	Hector Jimenez	1990
7.53	Harvey Noyola	1991
7.58	Lee Mays	1999
7.62	Darrian Thomas	1995
7.64	Shelton Boykin	1989
7.67	Chris Brasfield	1992

60-METER HURDLES

7.41	Godwin Mayuku	1978
7.91	Lee Mays	2000
8.08	Nick Stewart	1999
8.35	Joe Fleskoski	2003
8.42	Matt Guinan	2000
8.50	Manny Diaz	2004
8.50	William Dodd	2009
8.55	Steven Douglas	2003
8.67	Fan Qionqxue	1997

1,600-METER RELAY

3:07.5	Wilson, Mehale, Mull, Cameron	1980
3:09.43	Relay	1998
3:09.97	Steele, Meylor, Boyd, Lawson	1984
3:10.06	Relay	1995
3:11.09	Alipio, Koech	2007
3:11.3	Tanui, Ward	1998
3:11.90	Relay	1998
3:11.90	Alipio, Ward, Lira, Shields	2004
3:12.45	Alipio, Koech, Oguh, Ward	2005
3:12.14	Petty, Singleton, Egbele, Stewart	2001
3:12.60	Stewart, Promesse, McDonald, Okulonye	1999

DISTANCE MEDLEY RELAY

9:31.82	Tanui, Mutegi, Chirchir, Ng'etich	2009
9:36.2(o)	Walton, Giddings, Pearson, Waigwa de Heer, Shields, Lozano, Bogdan	1974
9:40.65	Esparza, Laverty, Ngatia, Proctor	2004
9:41.71	Ongaga, Njoroge, Munene, Munyala	1984
9:43.11	Njoroge, Gichongeri, Munyala, Waigwa	1977
9:43.1	Boogman, Mayuku, Lemashon, Nyambui	1976
9:43.36	Lemashon, Nyambui, Leliebeld, Nyambui	1979
9:45.56	Walton, Kemp, Pearson, Waigwa	1980
9:46.5	Walton, Kemp, Pearson, Waigwa	1974
9:48.9	Walton, Kemp, DeLaCorda, Pearson	1973

HIGH JUMP

2.27 (7-5 1/2)	Milt Ottey	1984
2.25 (7-4 1/2)	David Puvogel	1984
2.24 (7-4 1/4)	Mickael Hanany	2006
2.23 (7-4)	Greg Joy	1975
2.23 (7-3 3/4)	Henderson Dottin	2003
2.22 (7-2 1/2)	Howard Williams	1992
2.14 (7-0 1/4)	Maury Burnett	1986
2.12 (6-11 1/2)	T.J. Fakehinde	2004
2.11 (6-11)	Leon Smith	1978
2.10 (6-10 3/4)	Juan Vazquez	1989
2.10 (6-10 3/4)	Brent Schlinke	1991

POLE VAULT

5.38 (17-4 3/4)	Chris Leewenburg	1986
5.30 (17-4 1/2)	Mikhail Gorbatenko	1998
5.23 (17-2)	Paul Heglar	1971
5.22 (17-1 1/2)	Matt Hickl	1996
5.17 (16-11 3/4)	Patrick Abada	1977
5.15 (16-10 3/4)	Raul Lawrence	1996
5.10 (16-9)	Tim Vahlstrom	1978
5.10 (16-9)	George Barber	1984
5.10 (16-8 3/4)	Jukka Nurmela	2001
5.08 (16-8)	Brian Garza	1992

LONG JUMP

8.30 (27-2 3/4)	Bob Beamon	1968
7.99 (26-2 1/2)	Franz Maas	1988
7.84 (25-8 3/4)	Ajayi Agbebaku	1983
7.73 (25-4 1/2)	Roger Giles	1990
7.83 (25-8 1/4)	Joey Wells	1984
7.68 (25-2 1/2)	Mickael Hanany	2005
7.68 (25-2 1/2)	Tom Asare	1976
7.59 (24-11)	Roger McDonald	1971
7.57 (24-10)	Joe Laniyan	1978
7.57 (24-10)	Steve Hanna	1978
7.57 (24-10)	Norbert Elliott	1985

TRIPLE JUMP

16.86 (55-4)	Arnold Grimes	1975
16.79 (55-1)	Norbert Elliott	1985
16.64 (54-7)	Steve Hanna	1978
16.41 (53-10 1/4)	Jerome Hutchins	1978
16.28 (53-5)	Adrian Ghioroai	2002
16.28 (53-5)	Keith Connor	1979
16.24 (16-3 1/2)	Frans Maas	1988
16.03 (52-7 1/4)	Bob Beamon	1968
16.01 (52-6 1/2)	Joe Laniyan	1980
15.94 (52-3 3/4)	Gerardo Carrasco	2003

SHOT PUT

20.67 (67-10)	Fred DeBernardi	1972
20.67 (67-9 3/4)	Hans Hoglund	1975
20.02 (65-8 1/4)	Vince Monari	1971
19.81 (65-0)	Hans Almstrom	1976
19.29 (63-3 1/2)	Tepa Reinikainen	1999
18.62 (61-1)	Carlos Scott	1980
18.58 (60-11 1/2)	Kjell Ove Hauge	1993
18.28 (59-11 3/4)	John Birkelbach	1971
18.15 (59-6 3/4)	Leif Larsen	1997
17.98 (59-0)	Olav Jenssen	1985

35-POUND WEIGHT THROW

23.95 (78-7)	Tore Johnsen	1984
22.22 (72-11)	Alex Papadimitriou	1995
21.42 (70-3 3/4)	Marko Wahlman	1993
21.07 (69-1 1/2)	Peter Farmer	1975
20.76 (68-1 1/4)	Mika Laaksonen	1993
20.72 (68-0)	Harri Vahavihi	1997
20.65 (67-9)	Janne Vartia	2001
20.28 (66-06 1/2)	Dimitrios Fylladitakis	2009
20.27 (66-6)	Emmitt Berry	1977
20.23 (66-4 1/2)	Thommie Sjolholm	1980

PENTATHLON

3,693 points	Anders Oberg	1984
3,502 points	Matt Guinan	2000
3,469 points	Chris Leeuwenburg	1984
3,181 points	Steven Douglas	2003
3,012 points	Ray Gibson	1995

HEPTATHLON

4,665 points	Daniel Lujan	2006
3,311 points	Gilbert Ashdown	2004

UTEP MEN'S OUTDOOR RECORDS

100-METER DASH (wind less than +4.0; w= +2.0 or greater)	13:40.2	Mathews Motshwarateu	1981		
9.95w	Churandy Martina	2006	13:42.2	James Rotich	1979
9.97	Olapade Adeniken	1992	13:44.5	Gabriel Kamau	1980
10.07	Obadele Thompson	1996			
10.11w	Aaron Egbele	2002			
10.18	Jerome Deal	1981			
10.18w	Taiwo Ajibade	2002			
10.21	Andrew Tynes	1994			
10.21	Vitaliy Medvedev	2000			
10.24	Harrington Jackson	1972			
10.25	Sam Rogers	1996			

200-METER DASH (wind less than +4.0; w= +2.0 or greater)	28:24.48	Japheth Ng'ojoy	2007		
20.03	Obadele Thompson	1997	28:34.2	Kip Sirma	1976
20.11	Olapade Adeniken	1992	28:38.7	Mathews Motshwarateu	1981
20.19w	Caimin Douglas	2001			
20.22	Andrew Tynes	1993			

400-METER DASH					
44.58	Bert Cameron	1981			
45.04	Steve Williams	1971			
45.38	Obadele Thompson	1996			
45.70	Hayden Stephen	1993			
45.75	Milton Mallard	1994			
45.94	Carl Meylor	1981			
45.96	Sam Singleton	2000			
45.97	Anderson Mutegi	2009			
46.08	George Mehale	1979			
46.10	Richard Petty	2003			

800-METER RUN					
1:45.68	Peter Lemashon	1978			
1:46.44	Elias Koech	2008			
1:47.21	George Mehale	1980			
1:47.49	Dominic Tanui	2006			
1:47.62	Elias Koech	2006			
1:47.7	Greg Jones	1971			
1:48.0	Danny Teague	1968			
1:48.15	Kerry Ellison	1970			
1:48.28	Aggrey Chirchir	2008			
1:48.65	Mike Lawson	1987			

1,500-METER RUN					
3:35.8	Suleiman Nyambui	1980			
3:37.2	Wilson Waigwa	1977			
3:38.0	Frank Weigman	1990			
3:38.6	James Munyala	1978			
3:39.62	Marcel Laros	1992			
3:40.9	Frank Munene	1976			
3:40.95	Carlos Suarez Gonzalez	2000			
3:42.15	Jim Svenoy	1993			
3:43.0	Joe Gichongeri	1976			
3:43.1	Peter Lemashon	1981			

5,000-METER RUN					
13:12.2	Suleiman Nyambui	1979			
13:24.9	Michael Musyoki	1978			
13:34.2	Gidamis Shahanga	1983			
13:35.3	Rodolfo Gomez	1978			
13:36.4	James Munyala	1976			
13:37.1	Kerry Pearce	1968			
13:39.03	Zak Barie	1982			

10,000-METER RUN					
27:36.2	Gabriel Kamau	1982			
27:38.1	Gidamis Shahanga	1982			
27:38.6	Zak Barie	1982			
27:51.7	Suleiman Nyambui	1981			
28:03.2	Michael Musyoki	1979			
28:07.65	Stephen Samoei	2007			
28:08.0	Rodolfo Gomez	1978			

110-METER HURDLES					
13.64	Paul Gibson	1971			
13.84	Lee Mays	1999			
13.94	Richard Price	1994			
14.02	Dale Laverty	1985			
14.02	Ras Dotsey	1988			
14.14	Kelly Myrick	1968			
14.24	Neville Holness	1973			
14.29	Godwin Mayuku	1978			
14.33	Charlie Davis	1982			
14.34	Levi Portes	1968			

400-METER HURDLES					
48.72	Dale Laverty	1986			
48.86	William Porter	1996			
49.69	Wilfred Mulli	1980			
49.77	Nick Stewart	2000			
50.44	Ron Rondeau	1971			
50.80	Harvey Noyola	1989			
51.34	Ray Hilburn	1963			
51.57	Jan Boogman	1978			
51.85	Doug Deming	1997			
51.90	Godwin Mayuku	1977			

3,000-METER STEEPLECHASE					
8:21.48	Jim Svenoy	1995			
8:21.6	James Munyala	1977			
8:27.29	Mircea Bogdan	2005			
8:27.49	Carlos Suarez-Gonzalez	2000			
8:31.71	Bashar Ibrahim	2003			
8:31.93	Patrick Mutai	2006			
8:33.19	Sam Ngatia	1983			
8:34.99	Marcel Laros	1993			
8:35.49	Sammy Sitonik	1980			
8:37.35	Damian Kallabis	1997			

400-METER RELAY					
38.98	Ajibade, Douglas, Joseph, Egbele	2001			
38.99	Bello, Ward, Alipio, Martina	2006			
39.04	S. Williams, H. Williams	1972			
	Stewart, Jackson				
39.06	Price, Tynes	1994			
	Mallard, Thompson				
39.11	Bello, Ward, Alipio, Martina	2006			
39.21	Bello, Ward, Alipio, Martina	2006			
39.24	Jackson, Fray	1970			
39.29	Gibson, Glosson				
	Bello, Ward,	2006			



39.29	Alipio, Martina	
	Bello, Sears,	2003
	Ajibade, Duzant	
39.30	Thomas, Tynes	1992
	Adeniken, Caldwell	

800-METER RELAY			
1:20.53	Thompson, Mallard	1994	
	Stephen, Tynes		
1:21.53	Thompson, Mallard	1994	
	Stephen, Tynes		
1:21.8	Williams, Williams	1972	
	Stewart, Jackson		
1:22.31	Promesse, Huyler	1997	
	Mata, Thompson		
1:22.87	Shields, Sears,	2004	
	Bello, Ward		
1:23.17	Thomas, Tynes	1992	
	Adeniken, Caldwell		
1:23.37	Adeniyani, Mutegi	2009	
	Kock, Arajs		
1:23.91	Bello, Petty,	2003	
	Ajibade, Duzant		

1,600-METER RELAY

3:02.28	Thompson, Stephen	1994
	Tynes, Mallard	
3:06.17	Steele, Lavety	1984
	Lawson, Boyd	
3:06.40	Wilson, Mehale	1980
	Mulli, Cameron	
3:07.13	Alpino, Ward	2007
	Kiprono Tanui, Koeh	
3:07.19	Borunda, Porter	1996
	Deming, Mata	
3:07.20	Meylor, Mulli	1981
	Mehale, Cameron	
3:07.20	Lawson, Boyd	1984
	Steele, Lavety	
3:07.40	Mulli, Wilson	1980
	Mehale, Cameron	
3:07.67	Promesse, Huyler	1997
	Deming, Mata	
3:08.11	Cameron, Meylor	1983
	Turner, Whymns	

**HIGH JUMP**

2.32 (7-7 1/4)	Mickael Hanany	2008
2.32 (7-7 1/4)	Milt Ottey	1982
2.30 (7-6 3/4)	Mickael Hanany	2006
2.26 (7-5)	Greg Joy	1976
2.23 (7-3 3/4)	Rick Thompson	1981
2.22 (7-3 1/2)	Dave Puvogel	1984
2.22 (7-3 1/4)	Henderson Dottin	2002
2.21 (7-3)	Maury Burnett	1986
2.21 (7-3)	Howard Williams	1993
2.18 (7-2)	Scott English	1971

POLE VAULT

5.49 (18-0)	Larry Jessee	1975
5.40 (17-8 3/4)	Chris Leeuwenburgh	1986
5.40 (17-8 3/4)	Matt Hickl	1996
5.40 (17-8 3/4)	Mikhail Gorbatenko	1998
5.28 (17-4)	George Barber	1983
5.26 (17-3)	Patrick Abada	1977
5.26 (17-3)	Ralph Steele	1980
5.26 (17-3)	Willie Payne	1998
5.23 (17-2)	Paul Heglar	1970
5.21 (17-1)	Peter Tracy	1976

LONG JUMP (wind less than +4.0; w= +2.0 or greater)

8.06 (26-5 1/2)	Frans Maas	1988
7.95 (26-1 1/4)	Bob Beamon	1968
7.89w (25-10 3/4)	Mickael Hanany	2006
7.88 (25-10 1/2)	Tom Asare	1977
7.86 (25-9 1/2)	Joe Laniyan	1978
7.84 (25-8 3/4)	Steve Hanna	1980
7.81 (25-7 3/4)	Roger Giles	1990
7.79 (25-7)	Arnold Grimes	1974
7.63 (25-0 1/2)	Jerrold Sanders	2000
7.61w (24-11 3/4)	Bobby Agins	2002

TRIPLE JUMP (wind less than +4.0; w= +2.0 or greater)

17.04 (55-11)	Steve Hanna	1981
16.79 (55-1)	Norbert Elliott	1985
16.68 (54-8 3/4)	Arnold Grimes	1977
16.49 (54-1 1/4)	Jerome Hutchins	1979
16.39w (53-9 1/4)	Mickael Hanany	2006
16.24 (53-3 1/2)	Frans Maas	1988
16.23 (53-3)	Joe Laniyan	1978
16.22w (53-2 3/4)	Adrian Ghioroie	2002
16.00 (52-6)	Bobby Agins	2001
15.91 (52-2 1/2)	Trevor Hall	1972

SHOT PUT

21.33 (70-0)	Hans Hoglund	1975
20.92 (68-7 3/4)	Fred DeBernardi	1972
20.36 (66-9 3/4)	Hans Almstrom	1976
20.10 (65-11 1/2)	Vince Monari	1971
20.07 (65 10 1/4)	Kjell Ove Hauge	1994
19.03 (65-10 1/4)	Carlos Scott	1979
18.97 (62-3)	Tepa Reinikainen	1999
18.76 (61-6 3/4)	Leif Larsen	1997
18.47 (60-7 1/2)	John Birkelbach	1971
17.81 (58-5 1/4)	Steve Daugherty	1991

DISCUS

64.42 (211-4)	Svein Valvik	1979
62.84 (206-2)	Carlos Scott	1981
62.02 (203-6)	Olav Jenssen	1986
61.46 (201-8)	Fred DeBernardi	1971
61.22 (200-10)	Ole Haugom	1982
60.58 (198-9)	Kjell Ove Hauge	1994
59.94 (196-8)	Stefanos Konstas	2000
59.06 (193-9)	Carl Chancellor	1987
58.70 (192-6 1/2)	Vince Monari	1971
57.74 (189-5)	Correy Harrison	2006

OLD JAVELIN

74.34 (243-11)	Tom Cahson	1975
71.20 (233-7 1/2)	Rick Sbordone	1969
71.20 (233-7)	Scott Christiansen	1980
68.58 (225-0)	Peter Fraser	1973
67.52 (221-6)	Steve Demajistris	1971

NEW JAVELIN

83.26 (273-2)	Matti Närhi	1999
76.04 (249-6)	Arne Indrebo	1992
75.75 (248-6)	Janne Sakko	2002
74.62 (244-10)	Alex van der Merwe	2008
74.51 (244-6)	Mats Nilsson	2000
73.78 (242-1)	Vesa Jäppinen	2001
70.86 (232-06)	Alex van der Merwe	2009
70.18 (230-3)	Lasse Paananen	1996

HAMMER

74.80 (245-5)	Alex Papadimitriou	1995
74.44 (244-3)	Mika Laaksonen	1993
72.68 (238-5)	Peter Farmer	1975
72.20 (236-10)	Richard Olsen	1979
72.14 (236-8)	Marko Wahlman	1993
71.90 (235-11)	Janne Vartia	2000
71.58 (234-10)	Tore Johnsen	1983
70.97 (232-10)	Ilmari Verho	1999
70.94 (232-9)	Tero Tallinen	1995
70.48 (231-3)	Thommie Sjöholm	1980

DECATHLON

7,737 points	Staffan Bloomstrand	1986
7,621 points	Anders Oberg	1985
7,254 points	Chris Leeuwenburgh	1984
6,810 points	Andre Morawietz	1984
6,669 points	M.G. Shetty	1973
6,483 points	Hector Jimenez	1992
6,243 points	Juan Vasquez	1989
6,210 points	Brent Schlinke	1991
6,182 points	Moses Dennis	1976
6,077 points	Bob Geldhill	1972

UTEP WOMEN'S INDOOR RECORDS

55-METER DASH

6.73	Melinda Sergent	1995
6.95	Gladys Nwaubani	2009
6.97	Astrid Ellie	1997
7.00	Tamara Wisby	1997
7.01	Juanita Ferguson	2001
7.08	Jemia Jackson	2001
7.06	Ineka Cooray	1994
7.09	Yemi Fagbamila	2001
7.11	Ami Konte	1997
7.12	Lucyann Richards	2003

60-METER DASH

7.25	Oludamola Osayomi	2007
7.35	Halimat Ismaila	2008
7.42	Gladys Nwaubani	2009
7.43	Beatrice Reese	1982
7.48	Halimat Ismaila	2006
7.56	Olatunde Okusanya	2003
7.64	Lucyann Richards	2002
7.67	Astrid Ellie	1997
7.70	Tamara Wisby	1997
7.75	Alisha Leverett	2004

200-METER DASH

23.63	Melinda Sergent	1995
23.84	Olatunde Okusanya	2003
24.01	Oludamola Osayomi	2007
24.10	Cheryl Jacob	2005
24.20	Yemi Fagbamila	2003
24.28	Halimat Ismaila	2008
24.38	Lucyann Richards	2003
24.39	Halimat Ismaila	2007
24.41	Saidat Onanuga	1999
24.42	Endurance Abinuwa	2009

400-METER DASH

52.91	Saidat Onanuga	1999
53.64	Yemi Fagbamila	2002
53.70	Endurance Abinuwa	2009
53.75	Svetlana Badrankova	2000
54.11	Olatunde Okusanya	2003
54.19	Charmaine Crooks	1981
54.62	Kendra Chambers	2009
54.86	Halimat Ismaila	2007
55.02	Lucyann Richards	2001
55.36	Bukky Hassan	2005

800-METER RUN

2:03.13	Svetlana Badrankova	2000
2:05.70	Fatimoh Muhammed	2007
2:05.84	Jenny Holmroos	2006
2:06.86	Jeanette Castro	1997
2:07.74	José van der Veen	2003
2:05.01	Kelly Young	2008
2:09.44	Kelly Young	2007
2:10.38	Tonje Vrale	1994
2:11.12	Kersta Caliz	2006
2:12.38	Anne van den Hurk	2000

MILE RUN

4:43.15	Marith Risan	1984
4:44.26	Wilma van Onna	1989
4:44.66	Corine van Beek	2004
4:45.08	Kelly Young	2008
4:45.24	Adriana Pirtea	2005
4:49.69	Margit Kleis	1998
4:53.18	Rita Delnoye	1988
4:55.11	Kelly Young	2007
4:55.12	Trine Pilskog	1994
4:55.74	Lorian Montoya	2000

3,000-METER RUN

9:01.49	Wilma van Onna	1989
9:11.86	Adriana Pirtea	2005
9:15.00	Rita Delnoye	1989
9:22.69	Satu Levelä	1991
9:38.81	Trine Pilskog	1994
9:46.84	Kathya Garcia	2009
9:54.16	Anita Looper	2001
9:57.52	Liz Brax	1986
9:57.53	Jepchichir Kigen	2009
9:59.49	Lorian Montoya	2000

5,000-METER RUN

16:34.07	Adriana Pirtea	2003
16:36.60	Kathya Garcia	2009
16:55.61	Anita Looper	2001
17:32.56	Laura Clarke	2008
17:33.69	Brissia Montalvo	2008
18:10.15	Maria Llerena	2000
18:17.28	Crystal Garcia	2008
18:47.24	Loretta Maldonado	2003
18:57.01	Nora Reinert	1998
19:13.73	Jessie Hulst	1994

55-METER HURDLES

7.98	Roxanne Woodley	1998
8.13	Debbie Green	1986
8.16	Brianna Houston	2004
8.50	Imelda Wallace	1998
8.64	Samantha Denley	1997
8.81	Sandra Jenkins	1989

60-METER HURDLES

8.30	Kim Turner	1981
8.68	Brianna Houston	2004
9.59	Jacqueline Ike	2004
9.79	Imelda Wallace	1997

1,600-METER RELAY

3:34.81	Pejic, Onanuga, van der Veen, Badrankova	2000
3:35.17	M. Ike, Richards, van der Veen, Badrankova	2001
3:36.27	M. Ike, Richards, van der Veen, Badrankova	2001
3:37.03	Fagbamila, van der Veen, Pejic, Richards	2002
3:38.10	Fagbamila, Richards van der Veen, Okusanya	2003
3:38.97	M. Ike, Richards, van der Veen, Badrankova	2001
3:39.16	Fagbamila, Pejic, van der Veen, Richards	2002
3:40.70	Pejic, Onanuga, van der Veen, Badrankova	2000
3:41.33	Cabrales, Fagbamila, J. Ike, Leverett	2003
3:41.48	Richards, Cabrales, van der Veen, Okusanya	2003

DISTANCE MEDLEY RELAY

11:14.34	Knoke, Onanuga, Castro, Kleis	1998
11:20.84	van Beek, Okusanya, Muhammed, Pirtea	2004
11:23.28	Knoke, Onanuga, Castro, Kleis	1998
11:23.42	van Beek, Leverett, Muhammed, Pirtea	2004
11:26.45	Castro, Knoke, Maisch, Onanuga	1997
11:31.7	Biggers, Collins, Richards, Mitchell	1980
11:50.85	Muhammed, Welch, Young, Cesar	2007
11:58.46	Cesar, Sommerville, Kigen, Bacia	2008

12:06.26

12:13.77	Cesar, Ross Stewart, Kigen	2009
	Angerstein, M. Ike, Rodriguez, Montoya	2000

HIGH JUMP

1.87 (6-1 3/4)	Suzanne Lorentzon	1982
1.86 (6-1)	Linda McCurdy-Cameron	1986
1.84 (6-0 1/2)	Desiree Crichlow	2004
1.75 (5-9)	Anneke Magendans	1981
1.75 (5-9)	Kaisa Savola	1990
1.74 (5-8 1/2)	Stephanie Higham	2003
1.72 (5-7 1/2)	Anne-Brit Skjaeveland	1984
1.68 (5-6)	Eliza Gomez	1978
1.68 (5-6)	Betty Bogers	1980
1.62 (5-03 3/4)	Amanda Apodaca	2009



POLE VAULT

3.75 (12-3 1/2)	Yuliya Kostina	2001
3.40 (11-1 3/4)	Imelda Wallace	2000
3.35 (10-11 3/4)	Kelly Trinkle	2004

LONG JUMP

6.68 (21-11)	Blessing Okagbare	2008
6.53 (21-5 1/2)	Cynthia Henry	1986
6.17 (20-3)	Anna Tarasova	2001
6.03 (19-9 1/2)	Tamara Wisby	1997
5.97 (19-7)	Nelly Tchayem	2008
5.97 (19-7 1/2)	Esther Otieno	1981
5.83 (19-1 1/2)	Sylvia Payne	1999
5.82 (19-1 1/4)	Lisa Bonser	1998
5.77 (18-11)	Traci Kirtley	1994
5.75 (18-10 1/2)	Nelly Tchayem	2007
5.72 (18-9 1/4)	Bridgette Peace	1991
5.70 (18-8 1/2)	Jacqueline Ike	2004

TRIPLE JUMP

13.64 (44-9)	Blessing Okagbare	2008
13.48 (44-2 3/4)	Anna Tarasova	2001
13.47 (44-2 1/2)	Nelly Tchayem	2008
13.27 (43-6 1/2)	Nelly Tchayem	2007
13.00 (42-8)	Desiree Crichlow	2004
12.29 (40-4)	Traci Kirtley	1994
11.96 (39-3)	Lisa Bonser	1998
11.81 (38-9)	Anne-Brit Skjaeveland	1985
11.77 (38-7 1/2)	Kaisa Savola	1990
11.76 (38-7 1/4)	Katarina Sederholm	1992

SHOT PUT

16.22 (53-2 3/4)	Keisha Walkes	2008
15.85 (52-0)	Jennifer Smit	1979
15.70 (51-6)	Katarina Sederholm	1992
15.24 (50-0)	Keisha Walkes	2007
14.72 (48-3 1/2)	Katherine Lemonidou	1993
14.52 (47-7 3/4)	Elin Isane	1997
14.22 (46-8)	Satu Jarvenpää	1998
14.03 (46-0 1/2)	Ria Stalman	1978
13.80 (45-3 1/2)	Stella Tsikouna	1993
13.80 (45-3 1/4)	Anne Devers	1991

20-POUND WEIGHT THROW

18.99 (62-3 3/4)	Nina Schvedoff	2008
18.37 (60-3 1/4)	Nina Schvedoff	2006
17.35 (60-3 1/4)	Kaisa Kiintonen	2006
17.33 (56-10 1/4)	Alina Joaca-Bine	2007
17.14 (56-3)	Keisha Walkes	2007
16.82 (55-02 1/4)	Terran Alexander	2009
16.57 (54-1 1/2)	Anne-Laure Gremillet	2002
15.61 (51-2 3/4)	Kirsi Hasu	1996
15.30 (50-2 1/2)	Elin Isane	1997
15.09 (49-6 1/4)	Elizabeth Navarete	1996

PENTATHLON

3,526 points	Jacqueline Ike	2004
--------------	----------------	------

UTEP WOMEN'S OUTDOOR RECORDS



100-METER DASH (wind less than +4.0; w=+2.0 or greater)

11.13w	Oludamola Osayomi	2006
11.14	Melinda Sergent	1996
11.21w	Blessing Okagbare	2009
11.21w	Halimat Ismaila	2008
11.28	Debbie Greene	1986
11.62	Cynthia Henry	1986
11.63	Jemia Jackson	2000
11.64	Cheryl Jacob	2005
11:65w	Gladys Nwaubani	2008
11.67	Tamara Wisby	1997
11.69	Juanita Ferguson	2001

200-METER DASH (wind less than +4.0; w=+2.0 or greater)

23.06	Debbie Greene	1986
23.16w	Oludamola Osayomi	2006
23.18w	Halimat Ismaila	2008
23.28	Jeanine Brown	1979
23.30	Charmaine Crooks	1983
23.36	Melinda Sergent	1994
23.46	Yemi Fagbamila	2002
23.56	Cynthia Henry	1986
23.56w	Shalayah Sommerville	2008
23.70	Jemia Jackson	2000

400-METER DASH

51.30	Charmaine Crooks	1983
52.19	Yemi Fagbamila	2002
52.60	Saidat Onanuga	1997
52.70	Olatunde Okusanya	2006
52.81	Endurance Abinuwa	2009
52.94	Svetlana Badrankova	2001
53.44	Halimat Ismaila	2006
53.69	Jeanine Brown	1981
53.84	Zenobia Haynes	1985
53.96	Samantha Denley	1997

800-METER RUN

2:01.89	Fatimoh Muhammed	2007
2:02.99	Svetlana Badrankova	2001
2:03.81	Jeanette Castro	1997
2:04.82	José van der Veen	2003
2:06.44	Jenny Holmroos	2006
2:07.2	Tonje Vrale	1994
2:07.3	Rochelle Collins	1981
2:07.74	Kelly Young	2008
2:07.9	Debbie Mitchell	1978
2:08.40	Kelly Young	2007

1,500-METER RUN

4:13.5	Debbie Mitchell	1978
4:17.74	Rita Delnoye	1988
4:18.50	Corine van Beek	2004
4:20.72	Wilma Van Onna	1989
4:20.63	Kelly Young	2008
4:22.0	Jackie Richards	1980
	Lis Brax	1988
4:22.12	Tina Ljungberg	1988
4:22.31	Fatimoh Muhammed	2007
4:23.00	Trine Pilskog	1992
4:23.24	Vibeke Tegneby	1993

3,000-METER RUN

9:05.10	Rita Delnoye	1990
9:08.23	Wilma Van Onna	1990
9:14.92	Lis Brax	1988
9:16.48	Tina Ljungberg	1986
9:21.07	Marit Risan	1983
9:23.1	Debbie Mitchell	1978
9:25.20	Patsy Norman	1985
9:30.69	Ulrike Maisch	1997
9:33.43	Satu Levelä	1991
9:40.15	Trine Pilskog	1994

3,000-METER STEEPLECHASE

10:37.54	Risper Kimaiyo	2009
11:09.30	Laura Clarke	2008
11:19.81	Suzette Luevano	2005
11:30.11	Megan Chojnacki	2007
11:31.34	Maria Llerena Sanz	2001

5,000-METER RUN

15:45.00	Rita Delnoye	1988
15:48.61	Tina Ljungberg	1988
16:04.00	Wilma van Onna	1990
16:15.49	Lis Brax	1988
16:24.23	Satu Levelä	1991
16:31.12	Ulrike Maisch	1997
16:33.32	Kathya Garcia	2009
16:51.45	Risper Kimaiyo	2009
16:56.84	Anita Looper	2001
17:05.46	Adriana Pirtea	2003

10,000-METER RUN

33:07.00	Satu Levelä	1991
34:02.79	Adriana Pirtea	2004
35:34.84	Mary Gignac	1988
36:49.50	Jessie Hulst	1994
37:06.77	Claudina Navarro	1986
38:05.37	Anita Looper	2001
38:47.39	Loretta Maldonado	2003

100-METER HURDLES (wind less than +4.0; w=+2.0 or

12.95	Kim Turner	1983
13.90	Shannon Ryan	1988
13.97	Brianna Houston	2005
13.23w	Quashanda Welch	2008
14.16	Suzanne Lorentzon	1982
14.33	Danette Alford	1980
14.51	Anne-Brit Skjaeveland	1985
14.57	Debbie Greene	1986
14.62	Dorene Green	1981
14.94c	Tamara Wisby	1996

400-METER HURDLES

56.10	Saidat Onanuga	1997
60.00	Truus Van Amstel	1980
60.41	Laura Cabrales	2003
60.47	Samantha Denley	1996
61.61	Lidia Medina	1992
63.24	Anne-Brit Skjaeveland	1986
63.82	Chasity Ross	2007
65.18	Cilla Pettersson	1995

400-METER RELAY

43.95	Welch, Ismaila, Sommerville, Okagbare	2008
44.34c	Wisby, Cooray, Konte, Sergent	1996
44.57	Nwaubani, Ismaila, Sommerville, Welch	2008
44.68	Nwaubani, Abinuwa Sommerville, Okagbare	2009
44.79	Ferguson, Fagbamila, Richards, Leverett	2002
44.82	Welch, Ismaila, Crain, Osayomi	2007
44.84	Glenn, Cooray, Konte, Sergent	1996
44.89	Otieno, Rivers, Reese, Brown	1979
45.00	Ferguson, Fagbamila, J. Ike, Leverett	2002
45.02	Bonser, Onanuga, Konte, Ellie	1998
45.10	Reese, Hayward, Simpson, Brown	1981
45.20	Relay	2000
45.20	Ferguson, Jackson, Ellie, Fagbamila	2001





800-METER RELAY

1:34.86	Glenn, Cooray, Gehrett, Sergent	1996
1:35.43	Okagbare, Abinuwa Crain, Sommerville	2009
1:36.51	Haynes, Givens, Henry, Greene	1985
1:36.81	Hills, Sergent, Glenn, Cooray	1993
1:37.26	Wilson, Sergent Glenn, Gehrett	1994
1:37.49	Wilson, Gehrett Glenn, Cooray	1995

1,600-METER RELAY

3:34.81	Onanuga, Pejic, van der Veen, Badrankova	2000
3:34.94	M. Ike, Onanuga van der Veen, Badrankova	2000
3:35.34	M. Ike, Richards, van der Veen, Badrankova	2001
3:36.13	Henry, Haynes Ryan, Givens	1985
3:36.15	Givens, Ryan, Henry, Haynes	1985
3:37.09	Pejic, Onanuga, M. Ike, Badrankova	2000
3:37.64	Fagbamila, van der Veen, Cabrales, Leverett	2003
3:37.74	Fagbamila, van der Veen, Cabrales, Richards	2002
3:37.80	Leverett, van der Veen, Cabrales, Okusanya	2003
3:38.02	Ryan, Haynes Henry, Givens	1985

SPRINT MEDLEY RELAY (800-METER)

1:39.42	Reese, Hayward Brown, Crooks	1981
1:39.64	Turner, Henry Brown, Crooks	1982
1:40.45	Turner, Hayward Brown, Crooks	1982
1:42.7y	Alford, Reese Brown, Otieno	1979
1:43.40	Rivers, Reese Otieno, Brown	1979

SPRINT MEDLEY RELAY (1,600-METER)

3:46.95	Fagbamila, Ellie, Richards, Badrankova	2001
3:48.51	Okagbare, Sommerville, Ismaila, Young	2008
3:50.49	Osayomi, Ismaila, Okusanya, Holmroos	2006
3:51.02	Gehrett, Glenn, Vrale, Castro	1996
3:53.16	Wisby, Konte, Onanuga, Castro	1997
3:53.20	Wisby, Konte, Onanuga, Castro	1997
3:54.87	Glenn, Sergent, Gehrett, Vrale	1994
3:55.43	Jacob, Leverett, Okusanya, Muhammed	2005
3:57.93	Glenn, Cooray Gehrett, Vrale	1995

3200-METER RELAY

8:47.10	Kleis, Bohn, Knoke, Castro	1998
8:49.17	Montoya, Bohn, Knoke, Castro	1998
8:53.49	Cullinane, Collins Maloney, Mitchell	1979
8:55.82	Collins, Van Amstel Richards, Mitchell	1980
8:56.24	Hofmans, Medina Viste, Tegneby	1993

DISTANCE MEDLEY RELAY

11:17.67	Knoke, Onanuga Casto, Maisch	1997
11:26.78	Castro, Onanuga, Bohn, Knoke	1998
11:32.94	van Beek, Leverett, Muhammed, Pirtea	2004
11:39.59	van den Hurk, Ike, van der Veen, Montoya	2000
11:45.48	van den Hurk, Onanuga, van der Veen, Montoya	2000

HIGH JUMP

1.88 (6-2)	Desiree Crichlow	2003
1.88 (6-2)	Suzanne Lorentzon	1982
1.83 (6-0)	Linda McCurdy	1985
1.76 (5-9 1/4)	Anneka Magendans	1981
1.76 (5-9)	Marietta Overwater	1983
1.76 (5-9)	Kaisa Savola	1990
1.76 (5-9)	Anne-Brit Skjaeveland	1986
1.75 (5-8 3/4)	Stephanie Higham	2003
1.73 (5-8)	Betty Bogers	1978
1.70 (5-7)	Amanda Apodaca	2009
1.70 (5-7)	Teresa Contreras	2007

POLE VAULT

3.80 (12-5 1/2)	Yuliya Kostina	2002
3.55 (11-7 3/4)	Imelda Wallace	2000
3.20 (10-6)	Jessica Pinon	2003
3.15 (10-4)	Kelly Trinkle	2004

LONG JUMP (wind less than +4.0; w=+2.0 or greater)

6.78w (22-3)	Blessing Okagbare	2008
6.75 (22-1 3/4)	Cynthia Henry	1986
6.31 (20-8 1/2)	Esther Otieno	1979
6.14w (20-1 3/4)	Nelly Tchayem	2008
6.11 (20-0 1/2)	Telicha Hills	1993
6.09 (19-11 1/2)	Traci Kirtley	1994
6.08 (19-11 1/4)	Tamara Wisby	1997
6.02 (19-9)	Anna Tarasova	2001
6.02 (19-9)	Debbie Greene	1983
5.91w (19-4 3/4)	Nelly Tchayem	2007

TRIPLE JUMP (wind less than +4.0; w=+2.0 or greater)

14.01w (45-11 3/4)	Blessing Okagbare	2008
13.82w (45-4 1/4)	Nelly Tchayem	2008
13.64 (44-9)	Anna Tarasova	2001
13.41 (44-0)	Nelly Tchayem	2007
13.30 (43-7 3/4)	Desiree Crichlow	2003
12.39 (40-7 3/4)	Lisa Bonser	1998
12.33 (40-5 1/2)	Bridgette Peace	1992
12.24 (40-1 3/4)	Katarina Sederholm	1992
12.10 (39-8 1/2)	Teresa Contreras	2008
12.06 ((39-7)	Teresa Contreras	2007

SHOT PUT

16.37 (53-8 1/2)	Keisha Walkes	2008
15.91 (52-2 1/4)	Jennifer Smit	1982
15.55 (51-0 1/4)	Keisha Walkes	2007
15.54 (51-11 3/4)	Katarina Sederholm	1992
14.73 (48-4)	Betty Bogers	1979
14.61 (47-11 1/4)	Katherine Lemonidou	1993
14.60 (47-11)	Elin Isane	1997
14.36 (47-1 1/2)	Ria Stalman	1978
14.18 (46-6 1/4)	Annie Deaver	1991
13.74 (45-1)	Satu Jarvenpää	1998

DISCUS

55.62 (182-6)	Ria Stalman	1978
55.50 (182-1)	Stella Tsikouna	1993
54.24 (177-11)	Betty Bogers	1981
52.22 (171-4)	Elin Isane	1997
52.22 (171-4)	Satu Jarvenpää	1999
51.26 (168-2)	Renate Beunder	1992
50.98 (167-3)	Keisha Walkes	2008
49.70 (163-1)	Elizabeth Navarrete	1996
47.22 (154-11)	Jennifer Smit	1982

JAVELIN

60.26 (197-8)	Angeliki Tsiolakoudi	2000
56.45 (185-2)	Erma Gene Evans	2007
55.30 (181-05)	Anna Wessman	2009
52.62 (172-8)	Kirsi Hasu	1996
52.36 (171-9)	Renate Beunder	1992
51.66 (169-6)	Terhi Palovuori	1996
50.18 (164-7)	Katarina Sederholm	1992
48.78 (160-0)	Jennifer Cronin	1987
48.01 (157-06)	Laura Macauley	2009
47.76 (156-8)	Hege Fjaer	1993

HAMMER THROW

61.68 (202-4)	Kaisa Kiintonen	2002
60.72 (199-2)	Nina Schvedoff	2008
59.88 (196-5)	Anne-Laure Gremillet	2002
58.90 (193-3)	Nina Schvedoff	2006
56.44 (185-2)	Alina Joaca-Bine	2005
53.67 (176-01)	Terran Alexander	2009
47.34 (155-4)	Elizabeth Navarrete	1996
38.92 (127-8)	Elin Isane	1996

HEPTATHLON

5,384 points	Anne-Brit Skjaeveland	1983
4,507 points	Jacqueline Ike	2004

UTEP'S OLYMPIANS

1952 **Event**
Javier Montes 1,500

1968 **Event**
Bob Beamon Long Jump
Michael Fray 200
Jose L'Official 400, 800
Leslie Miller 400
Kerry Pearce 5,000, Steeplechase
Gerald Wisdom Long Jump

1972 **Event**
Art Cooper 400
Michael Fray 100
Charlie Joseph 400
Rudy Reid 100

1976 **Event**
Patrick Abada Pole Vault
Hans Almstrom Shot Put
Peter Farmer Hammer Throw
Chris Garpenborg 100
Rodolfo Gomez 5,000, 10,000, Marathon
Hans Hoglund Shot Put
Charlie Joseph 400
Greg Joy High Jump
Colin Thurton 100

1980 **Event**
Zak Barie 5,000, 10,000
Bert Cameron 400
Keith Connor Triple Jump
Peter Farmer Hammer Throw
Rodolfo Gomez 10,000, Marathon
Charlie Joseph 1,600 Relay
Suzanne Lorentzen High Jump
Suleiman Nyambui 5,000
Joe Ramotshabi 400
Gidamis Shahanga Marathon

1984 **Event**
Zak Barie 5,000, 10,000
Bert Cameron 400
Keith Connor Triple Jump
Charmaine Crooks 400
Rodolfo Gomez Marathon
Debbie Greene 400 Relay
Steve Hanna Long Jump, Triple Jump
Guy Hill 100
Tore Johnsen Hammer Throw
Michael Musyoki 10,000
Milt Ottey High Jump
Joe Ramotshabi 400, 800
Mohammed Rutiginga 5,000
Gidamis Shahanga 10,000, Marathon
Ria Stahlman Discus
Kim Turner 100 Hurdles
Wilson Waigwa 5,000
Joey Wells Long Jump

1988 **Event**
Olapade Adeniken 100, 200
Bert Cameron 400
Charmaine Crooks 400
Norbert Elliott Triple Jump
Steve Hanna Long Jump
Milt Ottey High Jump
Svein Valvik Discus
Fabian Whymns 100

1992 **Event**
Olapade Adeniken 100
Charmaine Crooks 400
Norbert Elliott Triple Jump
Olav Jenssen Discus
Anne-Brit Skjaeveland 100 Hurdles

1996 **Event**
Olapade Adeniken 100
Charmaine Crooks 800
Olav Jenssen Discus

Alexandros Papadimitriou Hammer Throw
Jim Svenoy Steeplechase
Obadele Thompson 100, 200
Stella Tsikouna Discus
Andrew Tynes 100
Marko Wahlman Hammer Throw

2000 **Event**
Caimin Douglas 100
Damian Kallabis Steeplechase
Vitaliy Medvedev 100
Alexandros Papadimitriou Hammer Throw
Ronald Promesse 100
Jim Svenoy Steeplechase
Anna Tarasova Long Jump, Triple Jump
Obadele Thompson 100, 200
Stella Tsikouna Discus
Angeliki Tsiolakoudi Javelin
Andrew Tynes 200

2004 **Event**
Caimin Douglas 400 Relay
Aaron Egbele 200, 400 Relay
Bashar Ibrahim Steeplechase
Ulrike Maisch Marathon
Churandy Martina 100
Matti Närhi Javelin
Alexandros Papadimitriou Hammer
Tepa Reinikainen Shot Put
Jim Svenoy Steeplechase
Obadele Thompson 100
Stella Tsikouna Discus
Angeliki Tsiolakoudi Javelin
Daniel Ward 400 Relay

2008 **Event**
Ronalds Arajs 200
Caimin Douglas 400 Relay
Erma-Gene Evans Javelin
Mickael Hanany High Jump
Halimat Ismaila 100, 400 Relay

Churandy Martina 100, 200
Blessing Okagbare Long Jump
Oludamola Osayomi 100, 200, 400 Relay
Alexandros Papadimitriou Hammer



UTEP OLYMPIC MEDALS (15)

GOLD (2)

Bob Beamon	Mexico City	1968	Long Jump
Ria Stalman	Los Angeles	1984	Discus

SILVER (5)

Greg Joy	Montreal	1976	High Jump
Suleiman Nyambui	Moscow	1980	5,000m
Charmaine Crooks	Los Angeles	1984	1,600m Relay
Bert Cameron	Seoul	1988	1,600m Relay
Olapade Adeniken	Barcelona	1992	400m Relay

BRONZE (8)

Michael Musyoki	Los Angeles	1984	5,000m
Kim Turner	Los Angeles	1984	100m Hurdles
Obadele Thompson	Sydney	2000	100m
Keith Connor	Los Angeles	1984	Triple Jump
Aaron Egbele	Athens	2004	400m Relay
Blessing Okagbare	Beijing	2008	Long Jump
Osayomi Oludamola	Beijing	2008	100m Relay
Halimat Ismaila	Beijing	2008	100m Relay

HALL OF FAME

Alexandros Papadimitriou

2009 Inductee

A four-time Olympian, Papadimitriou was a five-time All-American...national champion in the 35-lb. weight at the 1995 NCAA Indoor Championships...claimed silver in the hammer throw at the NCAA Outdoor Championships in 1994 and 1995...finished third in the weight throw at the indoor national meet in 1994...won four consecutive WAC titles from 1994-1995 in the 35-lb. weight indoors and the hammer throw outdoors.



OLAPADE ADENIKEN

- 1992 NCAA Outdoor Champion - 100
- 1993 NCAA Outdoor Champion - 200
- Fourteen-time NCAA All-American



TED BANKS

- 6 NCAA Indoor Team Titles
- 6 NCAA Cross Country Team Titles
- 5 NCAA Outdoor Team Titles



ZAKARIAH BARIE

- 1983 NCAA Cross Country Champion
- Five-time NCAA All-American



BOB BEAMON

- 1968 NCAA Indoor Champion - Long Jump
- 1968 NCAA Indoor Champion - Triple Jump
- 1968 Olympic Gold Medalist & 23-year world record



EMMITT BERRY

- 1976 NCAA Indoor Champion - Weight Throw
- Five-time NCAA All-American



BERT CAMERON

- 1980 & 1981 NCAA Indoor Champion - 440y
- 1980, 1981 & 1983 NCAA Outdoor Champion - 400
- 1983 IAAF World Champion - 400



CHARMAINE CROOKS

- Six-time All-American
- Four-time Olympian for Canada
- Member of the International Olympic Committee Athletes' Commission.



JEROME DEAL

- Four-time NCAA All-American
- 1979 NCAA Outdoor Champion - 100



FRED DeBERNARDI

- 1972 NCAA Outdoor Champion - Discus and Shot Put



FERNIE DeLaCERDA

- 1971 NCAA Indoor Champion - 2 Mile Relay.
- First UTEP relay unit to win NCAA title.



KERRY ELLISON

- 1971 NCAA Indoor Champion - 2 Mile Relay.
- First UTEP relay unit to win NCAA title.



PETER FARMER

- 1974 NCAA Outdoor Champion - Hammer
- 1975 NCAA Indoor Champion - 35lb Weight
- Two-time Commonwealth Games Gold Medalist




PAUL GIBSON

- 1970 NCAA Outdoor Champion - 120y hurdles



JOE GICHONGERI

- 1976 NCAA Indoor Champion - DMR



ARNOLD GRIMES

- 1975 & 1976 NCAA Indoor Champion - Triple Jump
- NCAA record holder in 1975



STEVE HANNA

- 1980 NCAA Outdoor Champion - Triple Jump
- 1981 NCAA Outdoor Champion - Triple Jump
- Two-time Olympian



CYNTHIA HENRY

- 1986 NCAA Indoor Champion - Long Jump
- 1986 NCAA Outdoor Champion - Long Jump



ROD HILL

- 1971 NCAA Indoor Champion - 2 Mile Relay.
- First UTEP relay unit to win NCAA title.



HANS HOGLUND

- 1973 & 1975 NCAA Indoor Champion - Shot Put
- 1973 & 1975 NCAA Outdoor Champion - Shot Put
- NCAA record holder in 1975



HARRINGTON JACKSON

- 1971 NCAA Outdoor Champion - 100y dash




LARRY JESSEE

- 1974 NCAA Indoor Champion - pole vault
- Held the NCAA record in the pole vault during the 1975 season



TORE JOHNSEN
 • 1982, 1984 & 1985 NCAA Indoor Champion - 35lb Weight
 • Held the world record in the weight throw



GREG JOY
 • 1975 & 1977 NCAA Indoor Champion - high jump
 • 1976 Olympic Silver Medalist
 • Held the indoor world record in 1977



MIKA LAAKSONEN
 • 1992 NCAA Indoor Champion - 35lb Weight
 • 1992 NCAA Outdoor Champion - Hammer



PETER LEMASHON
 • 1981 NCAA Indoor Champion - 1,000
 • 1978 NCAA Outdoor Champion - 800 run




JAVIER MONTES
 • El Paso native, who competed in the 1,500 at the 1952 Olympics



MATHEWS MOTSHWARATEU
 • 1981 NCAA Cross Country Champion
 • Three-time NCAA All-American



FRANK MUNENE
 • Four-time All-American
 • 1977 NCAA Champion-DMR
 • Two WAC Championships



JAMES MUNYALA
 • 1978 NCAA Indoor Champion - mile run
 • 1976-77 NCAA Indoor Champion - DMR
 • 1975-77 NCAA Outdoor Champion - Steeplechase



MICHAEL MUSYOKI
 • 1978 & 1981 NCAA Indoor Champion - 3 mile run
 • 1978 NCAA Outdoor Champion - 10,000
 • 1984 Olympic Bronze Medalist



PAUL NJOROGE
 • 1976 NCAA Indoor Champion - DMR



SULEIMAN NYAMBUI
 • 1980 NCAA Cross Country Champion
 • Seven time NCAA Indoor Champion from 1979-82
 • Seven time NCAA Outdoor Champion
 • 1980 Olympic Silver Medalist



FRED ONGAGA
 • 1977 NCAA Indoor Champion - Distance Medley Relay
 • Five-time WAC Champion



ESTHER OTIENO
 • 1979 NCAA Indoor Champion - long jump



MILT OTTEY
 • 1982 NCAA Outdoor Champion - high jump
 • 1982 Commonwealth Gold Medalist



KERRY PEARCE
 • 1968 NCAA Outdoor Champion - Steeplechase
 • 1968 indoor world record holder in the two mile run



PETER ROMERO
 • 1971 NCAA Indoor Champion - 2 Mile Relay.
 • First relay unit to win NCAA title



MELINDA SERGENT
 • 1995 NCAA Indoor Champion - 55m
 • Seven-time All-American



GIDAMIS SHAHANGA
 • 1983 NCAA Outdoor Champion - 5,000
 • 1983 NCAA Outdoor Champion - 10,000



DEBBIE SJOHOLM
 • 1979 NCAA Indoor Champion - mile run
 • 1980 NCAA Indoor Champion - 2000



THOMMIE SJOHOLM
 • 1980 NCAA Outdoor Champion - hammer
 • Seven-time All-American from 1978-80



JENNIFER SMIT
 • 1978 AIAW Indoor Champion - shot put
 • 1978 AIAW Outdoor Champion - shot put



JIM SVENOV
 • 1994 NCAA Outdoor Champion - Steeplechase
 • 1995 NCAA Outdoor Champion - Steeplechase



OBADELE THOMPSON
 • 1996 and 1997 NCAA Indoor Champion - 200m
 • 1997 NCAA Outdoor Champion - 100m and 200m
 • 2000 Olympic Bronze Medalist



KIM TURNER
 • 1984 NCAA Outdoor Champion - 100 Hurdles
 • 1984 Olympic Bronze Medalist



ANDREW TYNES
 • 1994 NCAA Outdoor Champion - 200
 • Six-time NCAA All-American



WAYNE VANDENBURG
 • 1969 NCAA Cross Country Team Champions
 • 6 Western Athletic Conference titles (2 cross country, 2 indoor, 2 outdoor)



WILSON WAIGWA
 • 1976 NCAA Indoor Champion - DMR
 • 1977 NCAA Indoor Champion - mile run
 • 1977 NCAA Outdoor Champion - 1,500



SVEIN VALVIK
 • 1977 NCAA Outdoor Champion - Discus



JOHN WEDEL
 • Led UTEP to the 1982 NCAA Indoor and Outdoor national titles



1969 NCAA CROSS COUNTRY CHAMPIONS
 • John Bednarski, Ken Breen, Robert Doyle, Gary Mazziotti, Danny McKillip, Kerry Pearce, Robert Walczak.