



Table of Contents

Notes 1	Statistics 15	Dir. of Operations Chris Jones29
Game Notes1-10	Overall Statistics16	Andrew Bogut30
2003-04 Schedule and Results1	MWC Statistics17	Jermaine Calvin31
Utah Probable Starters1	Postseason Statistics18	Richard Chaney32
Media Information2	Game-By-Game Results19	Tim Drisdorn33
Quick Facts3	Margins of Wins/Losses19	Chris Grant34
Utah Tradition3	Statistical Leaders19	Justin Hawkins35
Utes in Mountain West/NCAA Stats4	Points, Rebounds and Assists20	Casey Iverson36
Mountain West Standings5	Game-By-Game Statistics21	Chris Jackson37
Utah's Record When6	Team Superlatives22	Marc Jackson38
AP and ESPN/USA Today Polls7	Utah Player Game Highs22	Jonas Langvad39
Utah Rankings Summary8	Utah Top Team Performances23	Bryant Markson40
Where 2004-05 Team Ranks All-Time At Utah . . .8	Opponent Player Game Highs23	Jake Schmidt41
Season and Career Statistical Charts11		Luke Nevill42
Utah in the Postseason12-13	Profiles 25	Austin Robison42
NCAA Tournament Bracket14	Head Coach Ray Giacoletti26-27	
	Assistant Coach Randy Rahe28	Box Scores 43
	Assistant Coach Marty Wilson28	
	Assistant Coach Randy Rahe29	Clippings 55

Credits

The 2005 Utah Basketball Postseason Guide is a product of the University of Utah Sports Information Office. Edited and designed by Associate Sports Information Director Mike Lageschulte with assistance from Assistant Sports Information Director Scott Pettett and Sports Information Office Manager Sara Ray. Special thanks to the writers whose work appears in this publication.

2004-05 Utah Rosters

By Class

Seniors (1)

Marc Jackson

Juniors (5)

Richard Chaney
Tim Drisdom
Casey Iverson
Chris Jackson
Bryant Markson

Sophomores (3)

Andrew Bogut
Justin Hawkins
Jonas Langvad

Freshmen (5)

Jermaine Calvin
Chris Grant
Luke Nevill
Austin Robison
Jake Schmidt

By State/Country

Arizona (1)

Jermaine Calvin

California (4)

Richard Chaney
Tim Drisdom
Justin Hawkins
Bryant Markson

New Mexico (1)

Chris Jackson

Utah (3)

Casey Iverson
Marc Jackson
Austin Robison

Wyoming (1)

Jake Schmidt

Australia (2)

Andrew Bogut
Luke Nevill

Denmark (1)

Jonas Langvad

Numerical

No.	Name	Pos.	Ht.	Wt.	Cl.	Exp.	Hometown (Previous School)
2	Marc Jackson	G	6-1	175	Sr.	2L	Salt Lake City (Olympus HS)
3	Jermaine Calvin	G	5-9	177	Fr.	HS	Tempe, Ariz. (McClintock HS)
4	Andrew Bogut	C/F	7-0	245	So.	1L	Melbourne, Australia (Australian Institute of Sport)
5	Justin Hawkins	F	6-5	220	So.	1L	Anaheim, Calif. (Mayfair HS)
10	Casey Iverson	G	6-1	185	Jr.	TR	Salt Lake City (College of Eastern Utah)
11	Tim Drisdom	G	6-3	203	Jr.	2L	Artesia, Calif. (Calvary Chapel HS)
13	Richard Chaney	G/F	6-4	195	Jr.	2L	Los Angeles, Calif. (Verbum Dei HS)
15	Chris Grant	G	6-2	192	Fr.	HS	Salt Lake City (East HS)
20	Bryant Markson	F	6-6	190	Jr.	2L	Monrovia, Calif. (Monrovia HS)
30	Chris Jackson	C	6-11	245	Jr.	2L	Los Alamos, N.M. (Los Alamos HS)
31	Austin Robison	F	6-6	185	Fr.	HS	Sandy, Utah (Jordan HS)
32	Jake Schmidt	F	6-8	240	Fr.	HS	Thermopolis, Wyo. (Hot Springs County HS)
50	Luke Nevill	C	7-0	250	Fr.	HS	Perth, Australia (Kell HS, Marietta, Ga.)
51	Jonas Langvad	F	6-9	230	So.	1L	Skovlunde, Denmark (Falkonergaarden)

Alphabetical

No.	Name	Pos.	Ht.	Wt.	Cl.	Exp.	Hometown (Previous School)
4	Andrew Bogut	C/F	7-0	245	So.	1L	Melbourne, Australia (Australian Institute of Sport)
3	Jermaine Calvin	G	5-9	177	Fr.	HS	Tempe, Ariz. (McClintock HS)
13	Richard Chaney	G/F	6-4	195	Jr.	2L	Los Angeles, Calif. (Verbum Dei HS)
11	Tim Drisdom	G	6-3	203	Jr.	2L	Artesia, Calif. (Calvary Chapel HS)
15	Chris Grant	G	6-2	192	Fr.	HS	Salt Lake City (East HS)
5	Justin Hawkins	F	6-5	220	So.	1L	Anaheim, Calif. (Mayfair HS)
10	Casey Iverson	G	6-1	185	Jr.	TR	Salt Lake City (College of Eastern Utah)
30	Chris Jackson	C	6-11	245	Jr.	2L	Los Alamos, N.M. (Los Alamos HS)
2	Marc Jackson	G	6-1	175	Sr.	2L	Salt Lake City (Olympus HS)
51	Jonas Langvad	F	6-9	230	So.	1L	Skovlunde, Denmark (Falkonergaarden)
20	Bryant Markson	F	6-6	190	Jr.	2L	Monrovia, Calif. (Monrovia HS)
50	Luke Nevill	C	7-0	250	Fr.	HS	Perth, Australia (Kell HS, Marietta, Ga.)
31	Austin Robison	F	6-6	185	Fr.	HS	Sandy, Utah (Jordan HS)
32	Jake Schmidt	F	6-8	240	Fr.	HS	Thermopolis, Wyo. (Hot Springs County HS)

Staff

Head Coach:

Ray Giacoletti (Minot State, 1985)/1st Season

Assistant Coaches:

Randy Rahe (Buena Vista College, 1982)/1st Season

Marty Wilson (Pepperdine, 1989)/1st Season

Mike Score (Washington, 1996)/1st Season

Director of Basketball Operations:

Chris Jones (Utah, 1994)/1st Season

Trainer:

Trevor Jameson (Brigham Young, 1995)/6th Season

Pronunciation Guide

Andrew BOGUTBO-gut

Richard CHANEYCHAY-nee

Ray GIACOLETTIJack-oh-LET-ee

JONAS LANGVADYO-nas LAHNG-vahd

Luke NEVILLNEH-vil

Randy RAHERay



UTAH BASKETBALL

Sports Information Office • Jon M. Huntsman Center
 1825 E. South Campus Dr., Front
 Salt Lake City, Utah 84112-0900
 Phone: 801.581.3510 • Fax: 801.581.4358

Liz Abel, Associate AD/SID • Mike Lageschulte, Associate SID
 Andy Seeley, Assistant SID • Scott Pettett, Assistant SID
 Sara Ray, Secretary

2004-05 Schedule

November

19 STONY BROOKW, 72-63

Great Alaska Shootout - Anchorage, Alaska

25 vs. WashingtonL, 78-71 ESPN2

26 vs. High PointW, 78-69

27 vs. FurmanW, 62-50

30 SOUTHERN UTAHW, 65-45

December

4 at Utah StateL, 71-45 KJZZ-TV

8 MONTANA-WESTERNW, 98-63

11 at ArizonaL, 67-62 FSN

17 NORTHERN COLORADOW, 81-66

20 COPPIN STATEW, 66-37

22 at Cal PolyW, 92-76

28 WEBER STATEW, 51-40

30 COLORADOW, 80-48

January

3 LSUW, 69-55 KJZZ-TV

5 WHITWORTHW, 81-60

10 * UNLVW, 70-52 ESPN

15 * at WyomingW, 74-49 KJZZ-TV

17 * at Colorado StateW, 75-52 KJZZ-TV

22 * NEW MEXICOW, 69-58 ESPN+

24 * AIR FORCEW, 63-51

31 * at Brigham YoungW, 72-58 ESPN

February

5 * at San Diego StateW, 61-41 KJZZ-TV

7 * at UNLVW, 57-53 KJZZ-TV

12 * COLORADO STATEW, 64-50 KJZZ-TV

14 * WYOMINGW, 71-62

19 * at Air ForceW, 65-56 ESPN+

21 * at New MexicoL, 65-54 KJZZ-TV

26 * BRIGHAM YOUNGW, 69-60 ESPN+

March

5 * SAN DIEGO STATEW, 72-60 ESPN+

Mountain West Tournament - Denver, Colo.

10 vs. Colorado StateW, 62-49 ESPN+

11 vs. UNLVW, 73-67 ESPN+

12 vs. New MexicoL, 60-56

NCAA First & Second Rounds - Tucson, Ariz.

17 vs. UTEP1:15 p.m. CBS

19 vs. Oklahoma/NiagraTBD CBS

All times Mountain Standard Time

HOME GAMES IN ALL CAPS

* Indicates Mountain West Conference game

2004-05 Record

Overall	27-5
Mountain West Conference	13-1
Home	16-0
Away	7-3
Neutral	4-2

NCAA Tournament First & Second Rounds

March 17 & 19 • McKale Center (14,545) • Tucson, Ariz.

Utah Probable Starters

No.	Pos.	Name	Ht.	Wt.	Cl.	Hometown	Statistics
20	F	Bryant Markson	6-6	190	Jr.	Monrovia, Calif.	10.3 ppg, 3.9 rpg
5	F	Justin Hawkins	6-5	220	So.	Anaheim, Calif.	8.4 ppg, 3.8 rpg
4	C	Andrew Bogut	7-0	245	So.	Melbourne, Australia	20.7 ppg, 12.3 rpg
2	G	Marc Jackson	6-1	175	Sr.	Salt Lake City	10.6 ppg, 3.8 apg
11	G	Tim Drisdorn	6-3	203	Jr.	Artesia, Calif.	4.9 ppg, 3.2 apg

Head Coach: Ray Giacoletti (Minot State, 1985)

Record at Utah: 27-5 (1st Season)

Overall Record: 144-88 (8th Season)

Off The Bench

No.	Pos.	Name	Ht.	Wt.	Cl.	Hometown	Statistics
3	G	Jermaine Calvin	5-9	177	Fr.	Tempe, Ariz.	1.0 ppg, 1.3 apg
10	G	Casey Iverson	6-1	185	Jr.	Salt Lake City	1.5 ppg, 0.5 apg
13	G	Richard Chaney	6-4	195	Jr.	Los Angeles, Calif.	8.2 ppg, 2.2 rpg
15	G	Chris Grant	6-2	192	Fr.	Salt Lake City	1.1 ppg, 0.4 rpg
30	C	Chris Jackson	6-11	245	Jr.	Los Alamos, N.M.	2.1 ppg, 1.4 rpg
32	F	Jake Schmidt	6-8	240	Fr.	Thermopolis, Wyo.	0.0 ppg, 0.3 rpg
51	F	Jonas Langvad	6-9	230	So.	Skovlunde, Denmark	4.2 ppg, 1.6 rpg

Just The Facts

Utah (27-5), the No. 6 seed in the Austin Regional, received an at-large bid to the NCAA Tournament. The Runnin' Utes open NCAA Tournament play against No. 11 seeded UTEP (27-7) on Thursday at approximately 1:15 p.m. (MST) at the McKale Center (14,545) in Tucson, Ariz. Should Utah win that game, it will face the winner No. 3 Oklahoma (24-6) and No. 14 Niagra (20-9) in the second round on Saturday at either 11:10 a.m. or 1:40 p.m. (MST).

On Television

CBS Sports has exclusive rights to the NCAA Tournament. Announcers for the first and second round games in Milwaukee are **Kevin Harlan** (play-by-play) and **Dan Bonner** (analyst). Games not shown on local CBS affiliates can be seen on pay-per-view offered by DIRECTV.

On Radio

All of the Utes' games in the NCAA Tournament will be broadcast on the Utah Sports Network (Hot Ticket 700/KALL-AM in Salt Lake City and affiliate stations). **Matt Thomas** (play-by-play), **Mark Rydalch** (analyst) and **Bill Riley** (host) call the action.

Quickly On Utah

The Runnin' Utes are 27-5 and won the Mountain West Conference regular season title outright with a 13-1 mark. Utah has won 22 of its last 24 games and is 4-2 on neutral courts this season.

Last weekend in the Mountain West Conference Tournament in Denver, Colo., Utah defeated Colorado State (62-49) in the quarterfinals and UNLV (73-67) in the semifinals before falling to New Mexico (60-56) in the championship game on Saturday night. The loss to the Lobos snapped a four-game winning streak for the Utes.

Utah is ranked in the Top 25 for the eighth consecutive week, coming in at No. 18 in the Associated Press poll and No. 17 in the ESPN/USA Today poll.

Sophomore center/forward **Andrew Bogut** (7-0, 245), a candidate for national player of the year honors, leads the Utes in scoring (20.7 ppg), rebounding (12.3 rpg) and blocked shots (59), and is shooting

Media Guidelines For The NCAA Tournament

► Utah Sports Information Contact

Mike Lageschulte, Associate SID
 Office: (801) 581-3510
 Fax: (801) 581-4358
 Home: (801) 582-7181
 Cell: (801) 557-2322
 E-mail: mlageschulte@huntsman.utah.edu
 Internet: http://www.UtahUtes.com

► Utah Team Headquarters

Tucson East Hilton
 7600 East Broadway Blvd., Tucson, AZ 85710
 Phone: (520) 721-5600. Fax: (520) 721-5696

► NCAA Site Media Coordinator

Tom Duddleston, Arizona SID
 Office: (520) 621-4163
 Fax: (520) 621-2681
 E-mail: tduddles@arizona.edu

► NCAA and Media Headquarters

Marriott University Park
 880 E. Second St., Tucson, AZ 85719
 Phone: (520) 792-4100. Fax: (520) 882-4100.

► Interview Availability

Associate Sports Information Director Mike Lageschulte will reside at the Utah team hotel. To request an interview with head coach Ray Giacoletti or a Utah player, please contact Mike Lageschulte. On game day, players are available only in post-game. Giacoletti and players will be available during the allotted press conference times below.

Wednesday

- 9:00 a.m.-7:00 p.m.
 Credential pickup at McKale Center Media Entrance
- 9:00 a.m.
 Work areas and courtside open to media
- 2:30-3:00 p.m.
 Utah student-athlete interviews inside dressing room
- 2:30-2:45 p.m.
 Utah student-athletes at press conference
- 2:45-3:00 p.m.
 Ray Giacoletti at press conference
- 3:10-4:00 p.m.
 Utah practice (open to media/public)

Friday (Should Utah Win)

- 10:30 a.m.
 Backstage work areas open to media
- 2:15-2:55 p.m.
 Utah student-athlete interviews inside dressing room
- 2:15-2:35 p.m.
 Utah student-athletes at press conference
- 2:35-2:55 p.m.
 Ray Giacoletti at press conference
- 3:10-4:40 p.m.
 Utah practice (closed to media/public)

62.8 percent from the field. Bogut has 23 double-doubles this season to lead the nation in that category. Senior guard **Marc Jackson** (6-1, 175) is second in scoring (10.6 ppg), hitting 46.3 percent of his three-point attempts (56-of-121) and 85.5 percent of his free throws. Jackson is first on the team in assists (3.81 apg). Junior forward **Bryant Markson** (6-6, 190) is third on the team in scoring (10.3 ppg) and second in rebounding (3.9 rpg). Sophomore forward **Justin Hawkins** is fourth in the team in scoring average (8.4 ppg) and third in rebounding (3.8 rpg). Junior guard **Tim Drisdorn** (6-3, 203) is second on the team in assists (3.26 apg) and has a 2.15 assists to turnover ratio.

As of March 8, the Utes ranked second in the NCAA in field goal percentage (52.5), third in rebound margin (+10.4), eighth in scoring defense (57.1 ppg), 14th in scoring margin and (+12.2 ppg) and 44th in free throw percentage (73.0). **Andrew Bogut** was third in rebounding (12.0 rpg), third in field goal percentage (63.7), 15th in scoring (20.6 ppg) and 50th in blocked shots (55). **Richard Chaney** and **Marc Jackson** ranked 26th (86.4) and 38th (84.9), respectively, in free throw percentage.

NCAA Tournament First & Second Rounds at Tucson, Ariz.

First Round - Thursday (March 17)

Austin Region

Game 1 - No. 3 Oklahoma (24-6) vs. No. 14 Niagra (20-9) 10:45 a.m.
 Game 2 - No. 6 Utah (27-5) vs. No. 11 UTEP (27-7) 1:15 p.m. (approx.)

Albuquerque Region

Game 3 - No. 3 Gonzaga (25-4) vs. No. 14 Winthrop (27-5) 5:45 p.m.
 Game 4 - No. 6 Texas Tech (20-10) vs. No. 11 UCLA (18-10) 8:15 p.m. (approx.)

Second Round - Saturday (March 19)

Game 5 - Game 1 Winner vs. Game 2 Winner 11:10 a.m./1:40 p.m.
 Game 6 - Game 3 Winner vs. Game 4 Winner 11:10 a.m./1:40 p.m.

(All Times Mountain Standard Time)

► NCAA First Round Preview

Scouting UTEP

The Miners, seeded 11th in the Austin Region, are 27-7 overall and finished second in the Western Athletic Conference during the regular season with a 14-4 record. UTEP earned the WAC's automatic bid by defeating Boise State 91-78 on Saturday in Reno, Nev. The Miners reached the championship game by beating Hawaii (80-62) on Thursday and Rice (85-77) on Friday. UTEP has won seven in a row.

Seniors **Filiberto Rivera** (G, 6-2, 175) and **Omar Thomas** (F, 6-5, 205) were both named first team All-Western Athletic Conference. In addition, junior **Miguel Ayala** (G, 6-6, 190) was chosen to the WAC All-Newcomer Team, and junior **Jason Williams** (F, 6-6, 205) to the WAC All-Defensive Team.

Thomas leads UTEP in scoring (20.4 ppg), rebounding (6.8 rpg) and steals (54). He is shooting 51.5 percent from the field, and 84.6 percent from the free throw line. Rivera is second in scoring (13.6 ppg) while shooting 37.4 percent (49-for-131) from three-point range and is first in assists (7.3 apg). Williams is the third Miner averaging double figures in scoring (11.8 ppg). He is also averaging 5.8 rebounds per game and has 53 steals. Ayala is shooting 38.7 percent (63-for-163) from three-point range while averaging 7.7 points per game.

Miners Head Coach Doc Sadler

Doc Sadler is 27-7 in his first season at UTEP, winning more than any other first-year UTEP coach. The legendary **Don Haskins** formerly held the record with 18 victories during his initial season (1961-62). Haskins and Sadler are the only coaches in school history to fashion a winning record in their first season at the helm of the storied program.

Sadler served as an assistant coach for the Miners during the 2003-04 season. He helped UTEP to a 24-8 record, including the school's first NCAA Tournament appearance since 1992. UTEP tied for first place in the Western Athletic Conference, the Miners' first league title in 12 years.

Comparing The Stats

	Utah	UTEP
Scoring	68.8	75.4
Scoring Defense	57.2	65.2
FG%	.518	.462
FG% Defense	.425	.434
3-Pt. FG%	.375	.367
3-Pt. FG% Defense	.356	.333
FT%	.730	.791
Rebound Margin	+11.5	+2.0
Assists	14.9	16.6
Turnovers	14.2	12.2
Opp. Turnovers	12.1	15.0
Steals	6.2	7.3
Blocked Shots	2.8	3.0

Sadler also had a 121-39 record at Arkansas-Fort Smith from 1998-2003. In 12 years as a Division I assistant coach, he was associated with teams that made nine postseason tournament appearances (seven NCAA, two NIT), while coaching 19 future NBA players.

Nation's Top Rookie Coaches Meet

Utah's **Ray Giacoletti** and UTEP's **Doc Sadler** are both having successful debuts at their respective institutions in 2004-05. Giacoletti and Sadler are tied for the most wins (27) among new head coaches, while Giacoletti is first in winning percentage (.844) and Sadler is third (.794). They are two of 38 coaches who are new at NCAA Division I-A institutions this season.

Utah vs. UTEP Series Notes

- Utah leads the all-time series with UTEP, its old rival from the Western Athletic Conference, 33-31.
- The Runnin' Utes have won eight in a row over the Miners. The teams last met on Feb. 25, 1999 in Salt Lake City with the Utes prevailing 75-70. UTEP's last win over Utah was 65-61 on Feb. 4, 1995.
- The Utes and Miners met 60 times in regular-season play when both schools were members of the WAC. Utah went 33-27 in those games before leaving the WAC for the Mountain West Conference in 1999-2000.
- Utah is 0-2 against UTEP on neutral courts. When UTEP was known as Texas Western it beat the Utes in the NCAA semifinals (85-78) on March 18, 1966 in College Park, Md. Most recently the Miners defeated the Utes in the WAC Tournament semifinals (90-85) on March 12, 1993 at the Delta Center in Salt Lake City.
- **Ray Giacoletti** has never faced UTEP.
- Utah is 125-47 against the current members of the WAC, including a 5-3 mark on neutral courts.

UTEP Probable Starters

No.	Pos.	Name	Ht.	Wt.	Cl.	Hometown	Statistics
1	F	Jason Williams	6-6	205	Jr.	Marrero, La.	11.8 ppg, 5.8 rpg
33	F	Omar Thomas	6-5	205	Sr.	Philadelphia, Pa.	20.4 ppg, 6.8 rpg
40	F	John Tofi	6-8	245	Jr.	San Francisco, Calif.	6.6 ppg, 6.2 rpg
4	G	Giovanni St. Amant	6-3	190	Jr.	Long Beach, Calif.	7.3 ppg, 1.8 rpg
21	G	Filiberto Rivera	6-2	175	Sr.	Carolina, Puerto Rico	13.6 ppg, 7.3 apg

Head Coach: Doc Sadler (Arkansas, 1982)

Record at UTEP: 27-7 (1st Season)

Overall Record: 148-46 (6th Season)

► NCAA Second Round Preview

Scouting Oklahoma

The No. 3-seeded Oklahoma Sooners enter the tournament with a 24-7 overall mark. They went 12-4 in Big 12 play and own a share of the regular season championship with the Kansas Jayhawks. OU received an at-large bid to the NCAA Tournament. It began the Big 12 Tournament with an 83-79 win over Missouri but fell to the Jayhawks (78-75) in the semifinal. It is 4-3 in neutral site games this season.

A trio of Sooners average double-digit scoring numbers, led by junior forward **Taj Gray** (6-9, 235). Gray averages 14.5 points in shooting a team-high 59.9 percent from the floor. He also grabs a team-best 7.8 rebounds per game. Junior guard **Terrell Everett** (6-4, 185) is second in scoring with a 12.6 average while junior forward **Kevin Bookout** (6-8, 259) is third with 11.7 points per game. Everett is the top three-point shooter, hitting threes at a 38.7 percent (12-for-31) clip.

The Sooners are making their 24th NCAA Tournament appearance and their 10th under veteran head coach **Kelvin Sampson**. Sampson led his squad to the Final Four in 2002, before losing to Indiana (73-64), and to the Elite Eight in 2003, having lost to Syracuse (63-47) in the regional final. Sampson is in his 11th year with OU. He is 258-98 there and owns a 434-246 career mark.

Utah vs. Oklahoma Series Notes

- Oklahoma leads the all-time series with the Utes 1-0.
- The previous meeting between the two teams took place on Dec. 14, 1979 in the Golden Gate Invitational in San Francisco with the Sooners winning 69-68.
- **Ray Giacoletti** is 0-1 all-time against Oklahoma. While at Eastern Washington, Giacoletti's Eagles fell to the Sooners 69-59 on Nov. 21, 2003 in Norman, Okla.
- **Kelvin Sampson** has not faced Utah.
- Utah is 35-34 (.507) all-time against the Big 12 Conference, including a 7-4 record on neutral courts (.636).

Quick Facts

Location: Salt Lake City, Utah

Founded: 1850

Enrollment: 28,437

President: Michael K. Young

Athletics Director: Dr. Chris Hill

Faculty Representative: Dr. Larry Gerlach

Nickname: Runnin' Utes/Utes

Mascot: "Swoop" (Red-Tailed Hawk)

Colors: Crimson and White

National Affiliation: NCAA Division I

Conference: Mountain West

Arena: Jon M. Huntsman Center (15,000)

Basketball Staff

Head Coach: Ray Giacoletti (Minot State, 1985)

Assistant Coaches (Alma Mater):

Randy Rahe (Buena Vista College, 1982)

Marty Wilson (Pepperdine, 1989)

Mike Score (Washington, 1996)

Director of Basketball Operations:

Chris Jones (Utah, 1994)

Head Secretary: Sarah Hale

Basketball Office Phone: (801) 581-5451

Best Time to Reach Giacoletti: Mornings

Utah Tradition

- Utah has a 1,568-798 all-time record in its 97th season. The U. ranks 10th in the NCAA in all-time winning percentage with a .663 mark. Utah also ranks 11th in the NCAA in all-time wins, and is one of just 16 schools to have 1,500 victories.
- The Utes have won three national championships, winning the 1916 AAU championship, 1944 NCAA championship and 1947 NIT title. Utah is one of only 33 schools to win the NCAA Division I men's basketball title.
- Over the past 10 seasons, the Utes had the seventh-best winning percentage in NCAA Division I (.777) with a 254-73 record.
- During the decade of the '90s, the Utes won the eighth-most games in NCAA Division I with a 250-76 record. Utah's .767 winning percentage in the last 10 years also ranked as the eighth-best in the nation.

Top Winning Percentages In NCAA History

Team	Wins	Losses	Pct.
1. Kentucky	1901	582	.768
2. North Carolina	1854	681	.731
3. UNLV	962	389	.712
4. Kansas	1848	768	.706
5. Duke	1762	786	.692
UCLA	1549	699	.689
7. Syracuse	1652	751	.687
8. St. John's (N.Y.)	1677	802	.676
9. Western Ky.	1502	744	.669
10. Utah	1568	798	.663

Utes In The 2004-05 Mountain West/NCAA Stats

► Team

(As of Mar. 13/Mar. 8)	MWC	NCAA
Scoring Offense	68.8	5th
Scoring Defense	57.2	2nd 8th
Scoring Margin	+11.5	2nd 14th
Field Goal Percentage	51.8	1st 2nd
Field Goal Pct. Defense	42.5	4th
3 Pt. FG Percentage	37.5	2nd
3 Pt. FG Made	4.38	8th
3 Pt. FG Pct. Defense	35.6	5th
Free Throw Percentage	73.0	2nd 44th
Rebounding Offense	34.1	5th
Offensive	10.66	5th
Defensive	23.41	5th
Rebounding Defense	23.3	1st
Rebound Margin	+10.7	1st 3rd
Assists	14.88	3rd
Turnover Margin	-2.06	6th
Assist/TO Ratio	1.05	3rd
Steals	6.16	4th
Blocked Shots	2.75	7th

► Individuals

(As of Mar. 13/Mar. 8)	MWC	NCAA
Scoring		
Andrew Bogut	20.7	1st 15th
Marc Jackson	10.6	15th
Bryant Markson	10.3	20th
Rebounding		
Andrew Bogut	12.3	1st 3rd
Bryant Markson	3.9	18th
Justin Hawkins	3.8	20th
Field Goal Percentage		
Andrew Bogut	62.8	1st 3rd
Bryant Markson	53.9	9th
Justin Hawkins	49.5	12th
3 Pt. FG Percentage		
Marc Jackson	46.3	3rd
3 Pt. FG/Game		
Marc Jackson	1.75	T-7th
Free Throw Percentage		
Richard Chaney	86.4	1st 26th
Marc Jackson	85.5	2nd 38th
Assists		
Marc Jackson	3.81	4th
Tim Drisdom	3.26	6th
Andrew Bogut	2.31	13th
Assist/Turnover Ratio		
Tim Drisdom	2.15	1st
Marc Jackson	1.54	3rd
Steals		
-- None Ranked --		
Blocked Shots		
Andrew Bogut	1.84	3rd 50th
Offensive Rebounds		
Andrew Bogut	3.62	1st
Bryant Markson	1.66	13th
Justin Hawkins	1.57	15th
Defensive Rebounds		
Andrew Bogut	8.66	1st
Marc Jackson	3.12	13th

Scouting Niagra

The Purple Eagles enter the tournament as a No.14 seed and are making their first appearance in the Big Dance since 1970. NU turned in a 20-9 overall mark this season and was the Metro Atlantic Athletic Conference Champions with a 13-5 league record. It snagged an automatic bid after downing Iona (69-66) in the semifinal and Rider (81-59) in the MAAC Tournament Championship.

Senior forward **Juan Mendez** (6-8, 245) paces his team in scoring and rebounding, averaging a double-double of 23.6 points and 10.5 rebounds. His .479 field goal percentage is also tops on the squad. Senior guard **David Brooks** (6-3, 220) averages 17.3 points and senior guard **Alvin Cruz** (6-1, 185) meshes 13.4 points per game. Mendez leads the Purple Eagles in hitting threes at a 40.9 percent (52-for-127) clip.

NU is making only its second appearance in the NCAA Tournament. It received an at-large to the 1970 tournament field of 25. Led by All-American Calvin Murphy, Niagara went 22-7 that season and turned in a 1-2 mark in the NCAA Tournament. Head coach **Joe Mihalich** is 126-82 in seven seasons on the bench, all at NU.

Utah vs. Niagra Series Notes

- Utah and Niagra have split two games. Utah won 85-62 on Dec. 28, 1982 in Salt Lake City. Niagra won 72-64 on Dec. 29, 1981 in Rochester, N.Y.
- The Utes are 12-4 all-time against members of the MAAC, including a 3-1 record on neutral courts.

► NCAA Tournament Notes

Utah's NCAA Tournament History

• Utah is making its 26th appearance in the NCAA Tournament all-time. The U. is in the NCAAs for the fourth consecutive year, going to the first round in 2002, the second round in 2003, and the first round in 2004. Utah made a school record six consecutive appearances 1995-2000 before not making the field in 2001. The Utes are 33-28 (.541) in NCAA Tournament play with four NCAA Final Four appearances (1944, 1961, 1966, 1998) and one NCAA championship (1944).

• Including this year, Utah is tied for 11th all-time in NCAA appearances (26).

• Entering the tournament, Utah is tied for 10th in NCAA Tournament games played (61). Only 14 teams have more Final Four appearances than Utah.

• Since 1975 when the NCAA Tournament field was expanded to 32 teams, Utah ranks tied for 21st in wins (22), tied for 22nd in games played (39), and tied for 16th in Sweet Sixteen Appearances (8).

• Utah is appearing in its 12th NCAA Tournament since 1990 and its 10th in the last 11 years, missing the tournament only in 2001 during its recent run.

• The Utes are 14-4 in NCAA first round games all-time and have won nine of their last 11 NCAA first round games.

• **Ray Giacoletti** becomes the seventh coach in school history to lead the Utes to the NCAA Tournament.

• Since the NCAA began seeding teams, Utah has been a No. 2 seed twice (1997, 1999), a No. 3 seed three times (1981, 1986, 1998), a No. 4 seed three times (1991, 1995, 1996), a No. 6 seed once (2005), a No. 8 seed twice (1993, 2000), a No. 9 seed once (2003), a No. 10 once (1983), a No. 11 seed once (2004), and a No. 12 seed once (2002).

Most All-Time NCAA Appearances

1. Kentucky	.45
2. UCLA	.37
North Carolina	.37
4. Kansas	.34
5. Indiana	.32
Louisville	.32
7. Syracuse	.30
8. Duke	.29
9. Notre Dame	.27
St. John's	.27
11. Utah	.26
Villanova	.26

Utah Against The 2005 NCAA Field

Team	Seed, Region	Result
Arizona	No. 3, Chicago	L, 67-62 (A)
LSU	No. 6, Chicago	W, 69-55 (H)
Utah State	No. 14, Chicago	L, 71-45 (A)
New Mexico	No. 12, Syracuse	W, 69-58 (H)
		L, 65-54 (A)
		L, 60-56 (N)
Washington	No. 1, Albuquerque	L, 78-71 (N)

Looking Back At The Utes' NCAA Tournament Games In Tucson

Utah is competing in NCAA Tournament action in Tucson, Ariz., for the third time, going 5-0 in its previous games. In a first round game in 1977, the Utes defeated St. John's (72-68). Fourteen year's later in 1991, No. 4-seeded Utah beat No. 13 South Alabama (82-72) and No. 5 Michigan State (85-84 2OT) in first and second round games. In 1997, the second-seeded Utes got past No. 15 Navy (75-61) in the first round and No. 7 UNC Charlotte (77-58) in the second round.

Recapping Utah's Last NCAA Appearance

Utah won the Mountain West Conference Tournament in 2004 to earn the league's automatic NCAA Tournament berth. Seeded No. 11 in the St. Louis Regional, the Utes fell to No. 6 seeded Boston College 58-51 on March 19 in Milwaukee, Wis.

Two Mountain West Conference Teams Make NCAA Field

The Mountain West Conference will send two teams to the 2005 NCAA Men's Basketball Championship, marking the fourth straight year multiple teams from the MWC were among the NCAA field. In addition to Utah earning an at-large berth, conference tournament winner New Mexico earned the league's automatic bid after winning the Mountain West Conference Tournament.

New Mexico (26-6, 10-4 MWC), a No. 12 seed in the Syracuse Regional, plays No. 5 seed Villanova (22-7, 11-5 Big East) Friday, March 18 at the Gaylord Entertainment Center in Nashville, Tenn., marking the first meeting between the teams in series history. The Lobos are 6-11 all-time in 10 NCAA appearances and have a 4-1 record in their last five NCAA Tournament first-round contests.

► Player Notes

Bogut Named USBWA And NABC First Team All-American

Utah center **Andrew Bogut** was named a first team All-American by both the United States Basketball Writers Association and National Association of Basketball Coaches on Thursday.

Joining Bogut on the USBWA first team were Dee Brown (Illinois), Chris Paul (Wake Forest), J.J. Redick (Duke) and Wayne Simien (Kansas). Selected to the second team were Ike Diogu (Arizona State), Luther Head (Illinois), Sean May (North Carolina), Salim Stoudamire (Arizona), Hakim Warrick (Syracuse).

Making the NABC All-America first team with Bogut were Chris Paul (Wake Forest), Wayne Simien (Kansas), J.J. Redick (Duke) and Hakim Warrick (Syracuse). The second team honorees were Deron Williams (Illinois), Dee Brown (Illinois), Ike Diogu (Arizona State), Francisco Garcia (Louisville) and Luther Head (Illinois). The third team included Joey Graham (Oklahoma State), Salim Stoudamire (Arizona), Rashad McCants (North Carolina), Nate Robinson (Washington) and Craig Smith (Boston College).

USBWA District 8 Honors For Giacoletti, Bogut and Jackson

The U.S. Basketball Writers Association announced its District 8 honors on Monday. **Ray Giacoletti** was named the District 8 Coach of Year and sophomore center **Andrew Bogut** was recognized as the District 8 Player of the Year. Senior guard **Marc Jackson** joined Bogut on the all-district team.

Also making the USBWA All-District 8 team were Lance Allred (Weber State), Odartey Blankson (UNLV), Nick Fazekas (Nevada), Danny Granger (New Mexico), Matt Nelson (Colorado State), Spencer Nelson (Utah State), Yemi Nicolson (Denver), Ronnie Price (UVSC), Jay Straight (Wyoming), and Nick Welch (Air Force).

Giacoletti, Bogut, Jackson And Markson Earn All-MWC Honors

Utah's **Andrew Bogut** has been named the 2004-05 Mountain West Conference Player of the Year, while Ute head coach **Ray Giacoletti** has been honored as the Coach of the Year. **Marc Jackson** and **Bryant Markson** also represented Utah on the all-conference team, with Jackson earning first team honors and Markson making the third team. **Justin Hawkins** received honorable mention.

Bogut was named the Mountain West Conference Player of the Year after earning Freshman of the Year and second team all-league honors last season. The sophomore center from Melbourne, Australia, is the only player in the conference averaging a double-double. In conference games he ranked first in scoring (20.9 ppg), first in rebounds (12.5 rpg), first in field goal percentage (64.0), second in blocked shots (2.07), 13th in assists (2.50) and 15th in free throw percentage (73.3).

Jackson, a senior guard from Salt Lake City, received all-Mountain West recognition for the second time after making the second team as a sophomore in 2002-03. During the 14 league games, Jackson ranked second in assists (4.93 apg), first in assist/turnover ratio (1.77), second in free throw percentage (82.5), seventh in three-point percentage (38.9), 10th in three-pointers per game (1.50) and 13th in steals (1.14 spg).

Markson, a junior forward from Monrovia, Calif., earned all-conference honors for the first time. Markson ranked 14th in the MWC in scoring (11.4 ppg), 15th in rebounding (3.9 rpg), sixth in field goal percentage (53.9) and fifth in free throw percentage (81.3) during the league season.

Hawkins, a sophomore forward from Anaheim, Calif., scored in double figures five times on conference play, averaging 8.3 points per game. He ranked 17th in the MWC in rebounding (3.9 rpg) over 14 conference games.



Standings

(As of Mar. 13)	MWC	Pct.	Overall	Pct.
1. Utah	13-1	.929	27-5	.844
2. New Mexico	10-4	.714	26-6	.812
3. Air Force	9-5	.643	18-12	.600
4. UNLV	7-7	.500	16-13	.552
Wyoming	7-7	.500	15-13	.536
6. San Diego State	4-10	.286	11-18	.379
7. BYU	3-11	.214	9-21	.300
Colorado State	3-11	.214	11-17	.393

MWC Tournament Results

Quarterfinals • Thursday, March 10

- (1) Utah 61, (8) Colorado St. 49
- (4) UNLV 70, (5) Wyoming 63
- (2) New Mexico 85, (7) BYU 71
- (6) San Diego St. 73, (3) Air Force 68

Semifinals • Friday, March 11

- (1) Utah 73, (4) UNLV 67
- (2) New Mexico 77, (6) San Diego State 67

Championship • Saturday, March 12

- (2) New Mexico 60, (1) Utah 56

Utah's Record When ...

Leading At Halftime	21-1
Tied At Halftime	2-0
Trailing At Halftime	4-4
Leading With 5:00 Remaining	27-1
Trailing With 5:00 Remaining	0-4
In Overtime	0-0
Utah Outrebounds Opponent	26-3
Rebounds Are Equal	1-0
Opponent Outrebounds Utah	0-2
Utah Scores 80 Points Or More	5-0
Utah Scores 70-79 Points	9-1
Utah Scores 60-69 Points	11-1
Utah Scores 50-59 Points	2-2
Utah Scores Under 50 Points	0-1
Opponent Scores 80 Points Or More	0-0
Opponent Scores 70-79 Points	1-2
Opponent Scores 60-69 Points	9-3
Opponent Scores 50-59 Points	10-0
Opponent Scores Under 50 Points	7-0
Utah Commits Fewer Turnovers	5-0
Turnovers Are Equal	2-1
Opponent Commits Fewer Turnovers	20-4
Utah Has More Free Throw Attempts	24-1
Free Throw Attempts Are Equal	1-0
Opponent Has More Free Throw Attempts	2-4
Utah Shoots 50% Or Better From Field	15-1
Opponent Shoots 50% Or Better From Field	2-2
Utah Shoots Better Than Opponent	27-1
Field Goal Shooting Is Equal	0-0
Opponent Shoots Better Than Utah	0-4
Utah Shoots 40% Or Better From 3-FG	14-0
Opponent Shoots 40% Or Better From 3-FG	5-3
Utah Bench Outscores Opponent Bench	13-2
Bench Scoring Is Equal	1-0
Opponent Bench Outscores Utah Bench	13-3

Streaks & Numbers

Consecutive Games With A 3-Point FG	64
Consecutive Games Oppon. Under 100 Points	289
Consecutive Games Oppon. Under 90 Points	277
Consecutive Games Oppon. Under 80 Points	74
Utah's Last Overtime Win	Feb. 17, 2003 UNLV (86-80) in Salt Lake City
Utah's Last Overtime Loss	Nov. 27, 2002 Arizona State (83-79) in Lahaina, Hawaii
Utah's Record In OT Under Giacoletti	0-0

Scoring Superlatives

Utah's Highest Scoring First Half	48 (Dec. 8/Dec. 30)
Utah's Lowest Scoring First Half	19 (Dec. 28)
Utah's Highest Scoring Second Half	50 (Dec. 8)
Utah's Lowest Scoring Second Half	17 (Dec. 4)
Opponents' Highest Scoring First Half	42 (Nov. 25)
Opponents' Lowest Scoring First Half	14 (Dec. 28)
Opponents' Highest Scoring Second Half	44 (Dec. 17)
Opponents' Lowest Scoring Second Half	18 (Jan. 17)

Boasting Of Bogut, Utah's Wooden and Naismith Awards Candidate

Sophomore forward **Andrew Bogut** (7-0, 245) has been named a finalist for the John R. Wooden and Naismith national player of the year awards. The University of Utah has launched an official Andrew Bogut website at www.utahutes.com/andrewbogut in an effort to promote him for All-America and postseason honors. Bogut leads the Utes in scoring (20.7 ppg), rebounds (12.3 rpg) and blocked shots (59). He is also third in assists (2.31 apg), and is shooting 62.8 percent from the field and 72.8 percent from the free throw line. He has led the Utes in scoring 25 times, rebounding 30 times and assists seven times this season.

- The postseason honors are already piling up for Bogut. ESPN.com named him their National Player of the Year on March 4. Bogut was joined by Chris Paul (Wake Forest), J.J. Redick (Duke), Wayne Simien (Kansas) and Sean May (North Carolina) on the ESPN.com All-America team. He has been named a first team All-American by the NABC and the USBWA.

- Bogut has also been named the Mountain West Conference Player of the Year, USBWA District 8 Player of the Year and NABC first team All-District 13 this season.

- In the NCAA statistical rankings released on March 8, Bogut was third in rebounds per game (12.0), third in field goal percentage (63.7), 15th in points per game (20.6) and 50th in blocked (1.90).

- Bogut has had double-doubles in 23 of the 32 games this season and leads the nation in that category as of Monday.

- Bogut has scored in double figures in all 32 games this season, bringing his double-figure scoring streak to 34 consecutive games dating back to last season. He is tied for the seventh-longest streak of double-figure scoring games in the nation.

- He has eighteen 20-point games this season, bringing his career total to 23. Bogut has scored at least 20 points in 19 of the last 23 games.

- Bogut had a career-high 33 points and 16 rebounds against Colorado State on Feb. 12. Bogut also set personal-best marks for free throws made (17) and attempted (19), and tied his career high with five blocked shots. He shot 8-for-14 from the floor, and also contributed three assists and two steals in 39 minutes. Bogut had his second straight 30-point game and the second of his career with 31 points (11-16 FG, 9-11 FT) against Wyoming on Feb. 14.

- With 1,072 career points, Bogut ranks 28th in career scoring and is one of 31 players in Utah history to score 1,000 points. He is also just the third player to reach 1,000 points in two seasons (**Jerry Chambers** and **Art Bunte** are the others). His 16.5 points per game average ranks ninth-best at the U. With 719 career rebounds, his 11.1 average per game ranks seventh-best all-time at Utah.

- Bogut is moving up other career and single-season charts at Utah. His 59 blocked shots this season rank first all-time. With 103 career blocked shots, Bogut ranks fifth at Utah. If Bogut can maintain his 62.8 field goal percentage this season, he would set the school single-season record. Bogut's career field goal percentage of 60.7 (420-for-690) is just behind the school record of 60.8 set by **Nate Althoff** (1997-2001). Bogut also ranks third in rebounds (393) and 10th in scoring (661) on the Ute single-season charts.

- Bogut had one of only nine 20-20 games in the nation this season and the fourth in Utah history with 24 points and a career-high 20 rebounds against New Mexico on Jan. 15. It was one of nine 20-rebound games in Utah history. The last Ute to record a 20-20 game was **Tom Chambers** on Dec. 19, 1979 versus Utah State. It was also the second 20-20 game in MWC history, joining **Louis Amundson's** effort of 22 points and 22 rebounds against Auburn on Dec. 12, 2004.

- Bogut was named to the Mountain West Conference All-Tournament team. He averaged 21.7 points and 15.0 rebounds in 35.0 minutes over the three games.

- Bogut has been named the Mountain West Conference Player of the Week five times this season, most recently for the week of Feb. 14-20 after leading the Utes to wins over Wyoming and Air Force. In the two games, Bogut has averaged 27 points, 11 rebounds, 2.5 assists and 1.5 blocked shots per game, while shooting 71.4 percent (20-of-28) from the field and 73.7 percent (14-of-19) from the free-throw line.

- The Melbourne native started for the Australian National Team in the 2004 Summer Olympic Games in Athens, Greece. Bogut averaged 14.8 points and 8.8 rebounds in five games for the Boomers. At the end of the preliminary rounds, Bogut ranked fourth in the tournament in rebounds (8.8 rpg), fifth in blocked shots (1.2 bpg) and fourth in field goal percentage (58.0). In the summer of 2003, he led Australia to the FIBA Junior World Championships title, earning tournament MVP honors.

- In 2003-04, Bogut was honored as the Mountain West Conference Freshman of the Year, second

National Double-Double Leaders

(Through games of Mar. 13)

1. Andrew Bogut, Utah	23
2. Paul Millsap, Louisiana Tech	22
3. Lance Allred, Weber State	21
Michael Harris, Rice	21
5. Juan Mendez, Niagara	20
6. Harding Nana, Delaware	19
7. Lawrence Roberts, Mississippi St.	18
Shelden Williams, Duke	18
9. Dwayne Jones, St. Joseph's	15

20-20 Games In 2004-05

Player, Team (Date)	Pts./Rbs.
Sean May, N. Carolina (3/6)	26 24
Brad Buckman, Texas (2/8)	27 21
Matt Haryasz, Stanford (1/29)	20 20
Andrew Bogut, Utah (1/22)	24 20
Haminn Quintance, Jacksonville (1/5)	26 21
Glen McGowan, Pepperdine (1/3)	31 22
Lawrence Roberts, Miss. St. (12/22)	22 20
Louis Amundson, UNLV (12/12)	22 22
Deji Akindele, Chicago St. (12/1)	28 21

team all-MWC, and second team All-District 13 by the National Association of Basketball Coaches (NABC). He also made the CollegenInsider.com all-freshman team.

Jackson Back In Action, Earns All-MWC And District Honors

Senior guard **Marc Jackson** (6-1, 175) has rejoined the team for his final year after electing to take off the 2003-04 season. Jackson has been named first team all-Mountain West, USBWA All-District 8 and NABC second team All-District 13. He is the Utes' best three-point shooter, hitting 46.3 percent and making 56-of-121 from beyond the arc. Jackson is second on the team in scoring (10.6 ppg), first in assists (3.81 apg) and second in free throw percentage (85.5). He is also shooting 45.8 percent from the field.

- In the NCAA statistical rankings released on March 8, Jackson was 38th in free throw percentage (84.9).

- On the Utah single-season and career charts, Jackson is on pace to set the top marks for three-point percentage. Shooting 46.3 percent this season and 44.1 percent (86-for-195) during his career, Jackson is on pace to break the top single-season mark of 46.0 percent by **Alex Jensen** (1999-2000) and the top career mark of 43.4 percent by **Chris Fulton** (1986-88).

- Jackson has scored in double figures 17 times this season, including five of the last eight games. He most recently scored 14 points (5-8 FG, 1-2 3FG, 2-2 FT) against Colorado State in the quarterfinals of the MWC Tournament.

- Jackson had a career-high with 11 assists against BYU on Feb. 26. He's had at least five assists in 15 games in his career and nine times this season.

- He had his first career double-double with a career-high tying 10 assists (just two turnovers) and 11 points in 39 minutes against Air Force on Jan. 24.

- Jackson has five 20-point games in his career, including two this season. Jackson had a career-high 23 points against UNLV on Jan. 10. He tied a personal-best mark with five three-pointers (in eight attempts) and shot 8-for-12 at the free throw line in 23 minutes. Jackson also had four rebounds and three assists.

- More than just a scorer, Jackson has done an excellent job defensively this season. He helped hold Wyoming's **Jay Straight** to 12 points (six below his average) on 3-of-10 shooting on Jan. 15. Straight also had four turnovers in that game. Jackson was assigned to Straight again on Feb. 14, holding him to seven points before he scored nine in the final 1:01 when the Utes had a double-digit lead. Guarding **Salim Stoudamire** of No. 15 Arizona in the Utes' box-and-one defense, Jackson held the senior guard, who was averaging 16.0 points per game, scoreless with just one shot.

- Jackson was named second team all-Mountain West Conference as a sophomore in 2002-03. On the year, Jackson reached 20 points in three games and scored in double figures 13 times.

Markson Making His Mark, Makes All-MWC Team

Junior forward **Bryant Markson** (6-6, 190) earned third team all-Mountain West Conference honors this season. Markson is third on the team in scoring (10.3 ppg) and second in rebounding (3.9 rpg). He has started 19 games this season and played in all 32, averaging 27.5 minutes per game.

- The Monrovia, Calif., native has scored in double figures 21 times this season, including the last four games. In three Mountain West Conference Tournament games, Markson averaged 12.7 points and 4.0 rebounds in 30.3 minutes per game.

- In conference play, Markson ranked 14th in the MWC in scoring (11.4 ppg), 15th in rebounding (3.9 rpg), sixth in field goal percentage (53.9), fifth in free throw percentage (81.3). He was Utah's second-best scorer in league games behind **Andrew Bogut**.

- Markson had a career-high 20 points in 30 minutes against Colorado State on Jan. 17. He made 5-of-7 shots from the field, 1-of-2 three-pointers and 9-of-10 free throws. He also had three rebounds and two assists.

- Markson missed his career high by one point against UNLV on Feb. 7, scoring 19 (8-11 FG, 1-3 3FG, 2-3 FT). He also had five rebounds in 35 minutes.

Data On Drisdom

Junior **Tim Drisdom** (6-3, 203) has been the Utes' starter at point guard the last three seasons. This season, Drisdom is second on the team in assists (3.26 apg) and third in free throw percentage (80.8). He has a 2.15 assists to turnover ratio, which ranks first in the Mountain West.

- Drisdom returned to the starting lineup against UNLV in the MWC semifinals after not starting the previous four games. He missed the BYU game on Feb. 26 entirely with a pulled quadriceps muscle. He has started 26 of the 31 games he has played in this year and 91 of 97 in his career.

- Drisdom has scored in double figures four times this season. He most recently had 11 points (4-6 FG, 1-3 3FG, 2-3 FT) in 30 minutes against BYU on Jan. 31. Drisdom just missed a double-figure scoring game with nine points (3-7 3FG) against New Mexico in the MWC Tournament title game.

- The last eight games, Drisdom has had 23 assists and just nine turnovers.

- He tied his career high with eight assists (just one turnover) against New Mexico on Jan. 22.

- Drisdom has had at least five assists in five games this season and 21 times in his career. In addition to eight assists against New Mexico on Jan. 22, he had seven assists against both Washington and

AP Top 25 Poll

(Released Mar. 14)	Record	Pts.
1 Illinois Fighting Illini	32-1	1800
2 North Carolina Tar Heels	27-4	1676
3 Duke Blue Devils	25-5	1671
4 Louisville Cardinals	29-4	1495
5 Wake Forest Demon Deacons	26-5	1457
6 Oklahoma State Cowboys	24-6	1393
7 Kentucky Wildcats	25-5	1342
8 Washington Huskies	27-5	1318
9 Arizona Wildcats	27-6	1133
10 Gonzaga Bulldogs	25-4	1122
11 Syracuse Orange	27-6	1072
12 Kansas Jayhawks	23-6	1049
13 Connecticut Huskies	22-7	949
14 Boston College Eagles	24-4	878
15 Michigan State Spartans	22-6	690
16 Florida Gators	23-7	651
17 Oklahoma Sooners	24-7	605
18 Utah Runnin' Utes	27-5	599
19 Villanova Wildcats	22-7	494
20 Wisconsin Badgers	22-8	384
21 Alabama Crimson Tide	24-7	376
22 Pacific Tigers	26-3	349
23 Cincinnati Bearcats	24-7	163
24 Texas Tech	20-10	143
25 Georgia Tech	19-11	132

Others Receiving Votes: Pittsburgh 124, LSU 79, West Virginia 51, Nevada 48, Charlotte 44, Southern Illinois 28, New Mexico 22, Wis-Milwaukee 16, Old Dominion 8, Creighton 7, Vermont 6, Stanford 4, Texas 3, UTEP 3, Utah State 3, Bucknell 2, Ohio 2, Winthrop 2, George Washington 1, Iowa 1, Minnesota 1, No. Carolina St. 1, Pennsylvania 1, St. Mary's 1, UCLA 1.

ESPN/USA Today Top 25 Poll

(Released Mar. 14)	Record	Pts.
1 Illinois Fighting Illini	32-1	775
2 Duke Blue Devils	25-5	716
3 North Carolina Tar Heels	27-4	708
4 Louisville Cardinals	29-4	651
5 Kentucky Wildcats	25-5	614
6 Wake Forest Demon Deacons	26-5	612
7 Washington Huskies	27-5	562
8 Oklahoma State Cowboys	24-6	560
9 Arizona Wildcats	27-6	501
10 Kansas Jayhawks	23-6	468
11 Gonzaga Bulldogs	25-4	464
12 Boston College Eagles	24-4	439
13 Syracuse Orange	27-6	426
14 Connecticut Huskies	22-7	350
15 Michigan State Wolverines	22-6	343
16 Oklahoma Sooners	24-7	293
17 Utah Runnin' Utes	27-5	250
18 Florida Gators	23-7	219
19 Wisconsin Badgers	22-8	204
20 Pacific Tigers	26-3	202
21 Alabama Crimson Tide	24-7	162
22 Villanova Wildcats	22-7	129
23 Cincinnati Bearcats	24-7	110
24 Texas Tech Red Raiders	20-10	70
25 Georgia Tech Yellow Jackets	19-11	55

Others Receiving Votes: Pittsburgh 41; Charlotte 27; New Mexico 21; Nevada 14; LSU 13; Wis.-Milwaukee 13; Texas 11; West Virginia 11; Old Dominion 7; Minnesota 6; Southern Illinois 6; Texas-El Paso 6; Creighton 3; Iowa 3; North Carolina State 3; George Washington 2; St. Mary's, Cal. 2; Memphis 1; Ohio 1; Vermont 1.

Utah Rankings Summary

	Associated Press	ESPN/USA Today
Jan. 24	25	25
Jan. 31	21	22
Feb. 7	15	T-15
Feb. 14	14	T-13
Feb. 21	13	12
Feb. 28	16	15
Mar. 7	15	15
Mar. 14	18	17

Consecutive Weeks Ranked by Associated Press	8
Previous Time Ranked	Feb. 25, 2003
Consecutive Weeks Ranked by ESPN/USA Today	8
Previous Time Ranked	Feb. 25, 2003

Where 2004-05 Team Ranks All-Time At Utah

▶ Scoring Margin		▶ Scoring Defense	
1. 19.11954-55	1. 47.61948-49
2. 16.01965-66	2. 51.71949-50
3. 15.91998-99	3. 52.01950-51
4. 13.51955-56	4. 55.41951-52
5. 12.91995-96	5. 55.41998-99
--	11.5 2004-05	--	57.2 2004-05

▶ Rebound Margin		▶ FG Percentage	
1. 20.61954-55	1. .5401976-77
2. 12.01959-60	2. .5211980-81
3. 11.11957-58	3. .5191977-78
4. 10.7 2004-05	4. .518 2004-05
5. 10.01997-98	5. .5061979-80

A Second Half Team

Utah has outscored 28 of its 32 opponents in the second half this season, including 14 by double figures. The Utes' scoring margin in the second half this season is +6.9 overall and +12.1 in 14 Mountain West Conference games. Here's a list of Utah's +10 point margin second half performances this season

Date	Team	Halftime Score	2nd Half Scoring	2nd Half Margin
11/27	Furman	24-24	38-26	+12
12/8	Mont.-Western	48-30	50-33	+17
12/20	Coppin St.	25-18	41-19	+22
12/22	Cal Poly	43-40	49-36	+13
12/30	Colorado	48-21	32-27	+15
1/3	LSU	35-34	34-21	+13
1/10	UNLV	31-24	39-28	+11
1/17	Colorado St.	30-34	45-18	+27
1/24	Air Force	32-30	31-21	+10
1/31	BYU	28-29	44-29	+15
2/5	San Diego St.	28-21	33-20	+13
2/19	Air Force	26-32	39-24	+15
3/5	San Diego St.	32-30	40-30	+10
3/10	Colorado St.	28-29	34-20	+14

(Scoring is noted in Utah-Opponent format)

Southern Utah.

- He had a season-high 16 points against Colorado on Dec. 30, shooting 5-for-9 from the field, 4-for-6 from three-point range and 2-for-2 at the line. He also had three assists and just one turnover in 31 minutes.

Hollerin' About Hawkins

Sophomore forward **Justin Hawkins** (6-5, 220), who received all-Mountain West Conference honorable mention, is third on the team in rebounding (3.8 rpg) and fourth in scoring (8.4 ppg). He has started 24 of the 30 games he has played in this season. Hawkins has 12 double-figure scoring games in 2004-05.

- Hawkins most recently reached double figures in scoring with 14 points (3-5 FG, 8-11 FT) in 25 minutes against UNLV in the MWC Tournament semifinals.
- Hawkins scored a career-high 21 points against BYU on Feb. 26. He made 10-of-12 shots from the field and his only three-point attempt. He also had four rebounds in 30 minutes. Hawkins' previous career high was 21 points at Cal Poly on Dec. 22.
- He closed out the regular season in fine fashion with 18 points (8-10 FG, 2-5 FT) and a season-high tying eight rebounds in 34 minutes against San Diego State last March 5.
- The Anaheim, Calif., native has had a season-high eight rebounds in three games this season, most recently against Wyoming on Feb. 14.

▶ Team Notes

Runnin' Utes In The Polls

Utah is ranked in the Top 25 for the eighth consecutive week, falling three spots to 18th in the Associated Press poll and two spots to 17th in the ESPN/USA Today poll. The Utes peaked in the rankings for this season on Feb. 21, coming in at No. 12 in ESPN/USA Today and No. 13 in AP. It was the highest Utah had been ranked in the AP poll since the 2000-01 season. That year, Utah was No. 13 in the pre-season poll, climbed to 12th on Nov. 14, then fell to 13th the following week. The Utes were ranked five consecutive weeks, falling out after coming in at No. 22 on Dec. 5.

Before this season, Utah was ranked last in 2002-03. The U. was ranked No. 23 on Feb. 18 and No. 22 on Feb. 25. The Utes were ranked by AP for 12 weeks during the 1999-2000 season, but never got higher than its No. 15 ranking in the preseason poll. During the 1998-99 season, Utah was ranked 11 weeks and peaked at No. 6 on March 9.

Utes On Nation's Best Conference Championships Run

Utah continues to lay claim to a share of the nation's best conference championships run since 1990-91. The Utes have won 11 regular-season conference titles over the last 15 seasons. Kentucky has already clinched the regular season title in the SEC to stay even with Utah for the top mark.

All-time, Utah has won 28 regular season conference titles, the fifth most in NCAA history. Kansas is first with 48 titles, followed by Kentucky (43), Western Kentucky (38) and North Carolina (33).

Since joining the MWC, Utah won the title the first two years to continue a string of seven straight regular season league championships. The Utes went 10-4 in conference play in 1999-2000 to share the inaugural Mountain West Conference championship with UNLV. Utah also went 10-4 in 2000-01 to split the title with Brigham Young and Wyoming. Utah went 11-3 to share the Mountain West Conference title with BYU in 2002-03. This season, Utah posted its best record in conference play in six years with a 13-1 record. The Utes have finished with one loss in conference play three times since 1990 and went undefeated (14-0) in their last year in the WAC in 1999. This season marked just the seventh time since 1955 Utah had one loss or less in conference play.

Utah Putting Together One Of Its Winningest Seasons

The Utes' 27 wins rank tied for the sixth-most in a season (27-7 in 1995-96) in school history. With its win over San Diego State on March 5, Utah secured the 10th 25-win season in school history. Seven of Utah's 25-win seasons have come since 1990 with the previous one in 2002-03 (25-8).

Most Regular Season Conference Titles Since 1990-91 Season

Utah	WAC/Mountain West	* 11
Kentucky	SEC	* 11
Cincinnati	Great Midwest/C-USA	10
Coppin State	MEAC	* 10
Kansas	Big 8/Big 12	* 10
Chattanooga	Southern	* 9
Murray State	Ohio Valley	9
Penn	Ivy	* 9
Valparaiso	Mid-Continent	9
Princeton	Ivy	8

* Number includes championship this season (Includes shared titles and divisional titles)

Utah has also hit the 20-wins mark for the fourth consecutive season and the 13th time in the last 16 years. The 2004-05 Utes took the fewest games needed (23) to reach 20 wins since taking just 21 games during the 1997-98 season.

Since 1989-90, Utah has averaged 24 wins per year. A rundown of the Utes' 20-win seasons since the beginning of the 90s: 1990-91 (30-4), 1991-92 (24-11), 1992-93 (24-7), 1994-95 (28-6), 1995-96 (27-7), 1996-97 (29-4), 1997-98 (30-4), 1998-99 (28-5), 1999-2000 (23-9), 2001-02 (21-9), 2002-03 (25-8), 2003-04 (24-9), 2004-05 (27-5).

Runnin' Utes Run Away With Mountain West Championship

Utah clinched the 2005 Mountain West Conference regular season championship outright with a 65-56 win at Air Force on Feb. 19. It is the fourth regular season title Utah has won in the six-year history of the Mountain West Conference; however, it is the first title the Runnin' Utes have won outright. The last time Utah won a regular season league championship outright was when it won its division title in its last year in the WAC in 1998-99 with a 14-0 record. Utah won Mountain West regular season titles in 2000, '01 and '03, and claimed MWC Tournament title in 2004.

- Utah's 13-1 record is the best in the six-year history of the Mountain West Conference. The previous best record was 12-2 by Air Force in 2004. The Utes' previous best record in MWC games was 11-3 in 2003.

- The Utes were the first team in the six-year history of the Mountain West Conference to go 7-0 through the first half of the league schedule. The previous best record at the half-way mark of MWC play was 6-1, archived seven times. The Utes did it three times (2000, 2002, 2003) and went on to win at least a share of the regular season championship in 2000 and 2003.

- Utah established the best road record in MWC history with a 6-1 mark. The previous best mark was 5-2 achieved four times (Wyoming in 2002, Utah and BYU in 2003, and Air Force in 2004). Utah was also the first team in MWC history to win its first four conference road games.

- The U. outscored its MWC opponents by an average of 12.1 points per game and outrebounded its opponents by 11.1 boards per contest to set league records. No other MWC team had ever held a +10 advantage in either category at season's end.

- The Utes allowed just 54.8 points per game in league contests, which is the second best scoring defense mark in league history. Air Force holds the top mark of 54.4 points per game allowed in 2004.

- The largest deficit Utah had to come back from to win was 11 points against both Air Force on Feb. 19 and BYU on Feb. 26. The Utes trailed the Falcons 19-8 with 8:52 to play in the first half before winning 65-56. The Cougars led the U. 20-9 with 8:18 remaining in the first half before Utah won 69-60.

- Utah's 18-game winning streak before its loss at New Mexico on Feb. 21 was the best in Mountain West Conference history. The previous best streak was 13 games, set by Utah (2001-02) and Air Force (2003-04).

- Before the loss at New Mexico, the Utes had won a league record 15 straight games against MWC opponents, including its win in the final regular-season game and three wins in the MWC Tournament in 2004.

Utah With Best Conference Record In MWC's Short History

The Runnin' Utes have the most wins in league games in the six-year history of the Mountain West Conference. Utah is 63-21 (.750) in MWC games, including 39-3 at home. The Utes' are the only team to have a winning record in MWC road games at 24-18. In overall conference records BYU (48-36) and Wyoming (48-36) are tied for second. UNLV (48-36) rounds out the top four.

Giacoletti Finalist For Naismith and Jim Phelan National Coach Of The Year Awards

Utah head coach **Ray Giacoletti** has been named a finalist for two national coach of the year awards. Giacoletti is one of 20 coaches announced as a candidate for the Naismith National Coach of the Year Award presented by Coca-Cola and the Atlanta Tipoff Club. The winner will be recognized at the Naismith Awards Banquet on April 8 in Atlanta.

Giacoletti is also one of 10 coaches up for the Jim Phelan National Coach of the Year Award, named after the former Mount St. Mary's head coach and presented by CollegeInsider.com. The winner will be announced on April 1 at the

Final Four in St. Louis, Mo.

They've Got The License To Shoot

In order to take a three-point shot, Utah players have to earn their license first. The emphasis on being a good shooting team has helped the Utes connect at a 51.8 percent from the field this season, which currently ranks as the fourth-best single-season mark in school history.

- A Ute player earns his "License to Shoot" from the coaching staff by making 35 of 50 three-pointers from all over the floor during a drill that can be attempted once a day before the season. It must be completed five times. Utes who have earned their "License to Shoot" for 2004-05 are **Andrew Bogut**, **Richard Chaney**, **Tim Drisdorn**, **Casey Iverson**, **Justin Hawkins**, **Marc Jackson**, **Jonas Langvad** and **Bryant Markson**.

- Utah ranked first in the NCAA in field goal percentage (52.5) as of March 8. The U. has shot 50 percent or better from the floor 16 times this season, going 15-1 in those games.

- The Utes rank first in the MWC in field goal percentage (51.8). During conference play, Utah shot 52.6 percent to rank first in the league.

- Utah is shooting 37.5 percent from three-point range this season, ranking second in the Mountain West Conference. The Utes have shot 40 percent or better 14 times this year—winning all of those games. Utah has shot at least 50 percent in seven games, including four times in conference play: 58.3 percent (7-of-12) against High Point, 50.0 (7-of-14) against Northern Colorado, 54.5 (6-of-11) against Whitworth, 56.3 (9-of-16) against Wyoming on Jan. 15, 53.8 (7-for-13) against Colorado State on Jan. 17, 57.1 (4-for-7) versus Air Force on Jan. 24, and a season-high 60.0 (3-for-5) against Air Force on Feb. 19.

- The Utes hit a season-best nine three-pointers against Wyoming on Jan. 15. Utah has made seven three-pointers on five occasions: High Point, Arizona, Northern Colorado, LSU, UNLV on Jan. 10.

- The leading three-point shooter on the team among those with over 15 attempts is **Marc Jackson**, who is hitting 46.3 percent (56-of-121) from beyond the arc. **Tim Drisdorn** (37.9) is second, followed by **Andrew Bogut** (35.0), **Bryant Markson** (33.9) and **Jonas Langvad** (33.3).

- Utah has made a three-pointer in each of the last 64 games. The Utes had made a three-pointer in 152 consecutive games before going 0-for-8 against Georgia State in a 46-38 win on Nov. 17, 2003. The last time Utah didn't make a three before then was during an 0-for-12 outing at Long Beach State on Dec. 5, 1998.

- The Utes have ranked in the top 30 in the nation in field goal percentage eight times in the last 11 years and in the top 35 in three-point percentage four times in the last five years. Utah ranked 21st in the NCAA in three-point field goal percentage (38.7) in 2003-04. That accuracy also helped the Utes rank 30th in the nation in field goal percentage (47.1) last season.

Getting Defensive

One of the trademarks of Utah basketball in recent years has been a stifling half-court defense. Since the 1989-90 season, Utah has finished in the top 30 in the nation 12 times in scoring defense, 10 times in rebound margin, eight times in field goal percentage defense and eight times in scoring margin.

- In the NCAA statistical rankings released on March 8, Utah ranked third in rebound margin (+10.4 rpg), eighth in scoring defense (57.1 ppg) and second in fewest personal fouls per game (14.1).

- The U. has held 19 of its last 21 opponents to 60 points or less. The only three teams to score more than 60 were New Mexico in a 60-56 loss in the MWC Tournament championship game, UNLV in a 73-67 win in the MWC semifinals and New Mexico in a 65-54 loss at The Pit on Feb. 21. During the last 21 games, teams have averaged 54.6 points per game against the Utes while shooting 41.3 percent from the field and 34.9 percent from three-point range. Utah has also held a 34.8 to 22.6 advantage on the boards.

- The Utes have outrebounded the opposition in 29 of the 32 games this season—including the last 23—and had a push in one other game (vs. Stony Brook in the season opener), going 27-3 in those contests.

- Utah has allowed just four opponents to shoot at least 50 percent from the field this season: Washington (53.4 in a loss), Utah State (65.0 in a loss), Cal Poly (54.5 in a win), and BYU on Feb. 26 (50.0 in a win).

• Utah has not allowed an opponent to score 80 points in 160 consecutive games that have ended in regulation. The last team to score 80 points on the Utes in a 40-minute game was Wyoming (88) on Feb. 28, 2000 in Laramie, Wyo.

Getting It Done At The Free Throw Line

The Utes have done an excellent job of getting to the free throw line and converting this season. Through 32 games, Utah is shooting 73.0 percent from the charity stripe, ranking second in the Mountain West Conference in that category.

- Utah ranked 44th in the NCAA in free throw percentage (73.0) as of March 8.
- The Utes have made 506 free throws (15.8 per game) while their opponents have attempted just 383 and made 263 (8.2 per game). Utah is 24-1 when it has more free throw attempts than its opponent this season, and is 1-0 when free throw attempts are equal.
- Six Utes are shooting over 70 percent from the line this season: **Richard Chaney** (86.4), **Marc Jackson** (85.5), **Tim Drisdorn** (80.8), **Andrew Bogut** (72.8), **Bryant Markson** (71.7) and **Chris Grant** (71.4).

Inside The Numbers

In Mountain West Conference games, Utah ranked fifth in the league scoring (66.9 ppg), first in field goal percentage (52.6) and third in three-point percentage (35.0). In nonconference regular season play in those categories, Utah averaged 71.5 points per game while shooting 52.3 percent from the field and 40.0 percent from three-point range. ... Utah is 21-1 when leading at halftime and 27-1 when leading with 5:00 remaining in the second half this season. The U.'s only loss in both of those categories was at Arizona on Dec. 11. ... The Utes have come back to win from a halftime deficit four times (at Colorado State on Jan. 17, trailing 34-30; at BYU on Jan 31, trailing 29-28; at Air Force on Feb. 19, trailing 32-26; and vs. Colorado State on March 10 in the MWC quarterfinals, trailing 29-28) and a tie twice (Furman on Nov. 27, tied 24-24; BYU on Feb. 26, tied 29-29). ... Utah is 26-3 when holding opponents to less than 70 points per game this season with its only losses coming to Arizona (67-62) on Dec. 11, New Mexico (65-54) on Feb. 21 and New Mexico again (60-56) on March 12. Utah is 17-0 when limiting a team to under 60 points. ... The Utes are 14-1 when scoring at least 70 points this season and 5-0 when getting 80 points or more. ... Utah has scored over 90 points twice this year: 98 vs. Montana-Western and 92 vs. Cal Poly.

Recapping Utah's 18-Game Winning Streak

With its loss at New Mexico on Feb. 21, Utah's 18-game winning streak came to an end. It was the second longest active streak in NCAA Division I at the time it ended.

The Utes' 18-game winning streak is tied for the second-longest in school history, equalling an 18-game run from Dec. 15, 1997 through Jan. 29, 1998. It was Utah's longest winning streak since the 1998-99 season when the Utes won a school record 23 consecutive games in a row. Ironically, Utah's other 18-game winning streak also came to an end with a loss at New Mexico (77-74) on Feb. 1, 1998.

Utah won by an average of 16.5 points per game during its recent 18-game winning streak. Only three of the games were decided by fewer than 10 points. The Runnin' Utes won by four (57-53) at UNLV on Feb. 7, and by nine over Wyoming (71-62) at home on Feb. 14 and at Air Force (65-56) on Feb. 19. Utah won six times by 20 points or more.

Once Again, Utes Tough At Home In The Huntsman Center

Utah is 226-19 (.922) in the Huntsman Center over the last 16 seasons and has never lost back-to-back home games.

The Utes were 16-0 at home this season to record one of seven undefeated seasons in the 36-year history of the Huntsman Center.

- The Runnin' Utes ended the regular season riding a 17-game home winning streak that ranks tied for the fifth-longest in NCAA Division I.
- Utah has captured 48 of its last 50 games at home with their only two losses coming to Colorado State on March 6, 2003, ending a 16-game home winning streak, and a 59-57 loss to Air Force on Feb. 21, terminating a string of 15 consecutive home wins.

• Dating back to the 1993-94 season, the Utes have won 165 of their last 176 games in the Jon M. Huntsman Center.

• In conference home games over the last 11 years, Utah is 78-4 (.951). That mark ranks first in the nation over that period, just ahead of Kansas which is 81-5 (.941).

• Utah has won 33 consecutive nonconference games in the Huntsman Center, last falling to Utah State (78-65) on Nov. 23, 2001.

Shooting Down Records Against Air Force

Utah shot 80.0 percent from the field against Air Force on Jan. 24 to break the old school record of 73.7 percent set against Air Force on Feb. 19, 1987.

• The U. also broke the Mountain West Conference field goal percentage record for all games and league games of 72.5 percent by BYU vs. Air Force on Jan. 24, 2004.

• Utah's effort tied for the sixth-best single game performance in NCAA history.

• The Utes set the top two records in school history for shooting percentage in a half. Utah shot 81.3 percent in the first half and 78.6 percent in the second half. The former best mark was 78.2 percent in the second half against BYU on Feb. 4, 1978.

Street & Smith's Names Utah Program No. 11 All-Time

Street & Smith's has recently produced a publication recognizing the "100 Greatest College Basketball Programs of All Time." Utah is ranked No. 11 on *Street & Smith's* list. Kentucky is first, followed by UCLA, North Carolina, Kansas and Duke in the top five. Indiana, Louisville, Arkansas, U Conn and Cincinnati round out the top 10.

Other Mountain West Conference teams ranked are UNLV (28th), BYU (36th), Wyoming (42nd) and New Mexico (98th). Weber State was ranked 51st and Utah State 82nd.

The programs were graded on the basis of NCAA Tournament success, NIT success, national championships, conference regular season and tournament titles, all-time win-loss percentage, graduation rate, NCAA infractions, NBA first-round draft picks and mascot ferocity.

The publication is available nationally on newsstands and in retail stores.

The Year Of The Utes

It might be March Madness, but the madness began long before the month of March at the University of Utah.

The Ute football team got the year rolling by chalking up a 12-0 mark and its second consecutive Mountain West Conference title. Utah then became the first non-BCS school to bust the system and garnered a bid to the Fiesta Bowl where it beat Pittsburgh, 35-7. The Ute football team finished the season ranked 4th in the AP poll and 5th in the coaches' poll.

The men's basketball team picked up right where football left off, going 27-5 in bringing home another MWC title to Salt Lake City. The two programs turned in the best combined record in school history with a 39-5 (.885) tally.

The success doesn't end there for the Crimson and White. The women's basketball and volleyball teams were MWC regular season co-champs and garnered NCAA Tournament berths. The women's soccer team won the Mountain West Tournament and went the NCAAs, men's and women's skiing finished third at the national championships last weekend, and men's and women's swimming and diving teams both won the MWC regular season championship.

Season and Career Statistical Updates

Season

▶ Scoring

1. Billy McGill, 1961-62	1,009
2. Jerry Chambers, 1965-66	892
3. Billy McGill, 1960-61	862
4. Luther Burden, 1974-75	747
5. Mike Newlin, 1969-70	729
6. Luther Burden, 1973-74	712
7. Keith Van Horn, 1996-97	705
8. Keith Van Horn, 1994-95	694
9. Keith Van Horn, 1995-96	686
10. Andrew Bogut, 2004-05	661
11. Mervin Jackson, 1967-68	622
12. Art Bunte, 1955-56	614
13. Jeff Judkins, 1976-77	597
14. Josh Grant, 1990-91	595
15. Mike Newlin, 1970-71	568

▶ Total Rebounds

1. Billy McGill, 1960-61	430
2. Mike Sojourner, 1973-74	402
3. Andrew Bogut, 2004-05	393
4. Billy McGill, 1961-62	391
5. Jerry Chambers, 1965-66	360
6. Gery Bergen, 1954-55	358
7. Mike Sojourner, 1972-73	331
8. Josh Grant, 1992-93	331
9. Art Bunte, 1954-55	330
10. Andrew Bogut, 2003-04	326

▶ Field Goal Percentage

Min. 100 Attempts (FG-FGA)

1. Andrew Bogut, 2004-05	.628
2. Antoine Davison, 1991-92 (74-120)	.617
3. Danny Vranes, 1978-79 (180-292)	.616
4. Nate Althoff, 2000-01 (85-139)	.612
5. Albert Springs, 1986-87 (135-221)	.611
6. Nate Althoff, 1998-99 (64-106)	.604
7. Nate Althoff, 1999-00 (104-173)	.601
8. Danny Vranes, 1980-81 (181-304)	.595
9. Tom Chambers, 1980-81 (221-372)	.594
10. Watkins Singletary, 1988-89 (97-164)	.591

▶ Three-Point Field Goals Made

1. Nick Jacobson, 2003-04	.99
2. Nick Jacobson, 2002-03	.80
3. Nick Jacobson, 2001-02	.71
4. Phil Dixon, 1991-92	.68
5. Jeremy Killion, 1998-99	.61
6. Gale Gondrezick, 1986-87	.60
7. Keith Van Horn, 1994-95	.59
8. Keith Van Horn, 1996-97	.58
9. Marc Jackson, 2004-05	.56
Phil Dixon, 1992-93	.56

▶ Three-Point Field Goal Percentage

Min. 75 Attempts (3FG-FGA)

1. Marc Jackson, 2004-05 (56-121)	.463
2. Alex Jensen, 1999-00 (52-113)	.460
3. Phil Dixon, 1992-93 (56-122)	.459
4. Jimmy Carroll, 1993-94 (41-90)	.456
Drew Hansen, 1997-98 (41-90)	.456
Mark Rydalch, 1994-95 (36-79)	.456
7. Nick Jacobson, 2001-02 (71-160)	.444
8. Chris Fulton, 1987-88 (39-88)	.443
Keith Van Horn, 1993-94 (35-79)	.443
10. Josh Grant, 1992-93 (44-100)	.440

▶ Blocked Shots

1. Andrew Bogut, 2004-05	.59
2. Mitch Smith, 1988-89	.55
3. Andrew Bogut, 2003-04	.44
4. Larry Cain, 1992-93	.43
Nate Althoff, 1998-99	.43
6. Josh Grant, 1990-91	.41
Keith Van Horn, 1993-94	.41
8. Cameron Koford, 2002-03	.40
9. Mitch Smith, 1987-88	.39
10. Keith Van Horn, 1996-97	.37

Career

▶ Scoring

1. Keith Van Horn, 1993-97	2,542
2. Billy McGill, 1959-62	2,321
3. Josh Grant, 1987-93	2,000
4. Mike Newlin, 1968-71	1,849
5. Luther Burden, 1972-75	1,790
6. Jeff Judkins, 1974-78	1,740
7. Danny Vranes, 1977-81	1,701
8. Tom Chambers, 1977-81	1,698
9. Mitch Smith, 1985-89	1,628
10. Andre Miller, 1995-99	1,618
Nick Jacobson, 2000-04	1,618
12. Glen Smith, 1948-52	1,531
13. Michael Doleac, 1994-98	1,519
14. Manny Hendrix, 1982-86	1,493
15. Hanno Mottölä, 1996-00	1,492
16. Buster Matheney, 1974-78	1,485
17. Mervin Jackson, 1965-68	1,458
18. Jerry Chambers, 1963-66	1,400
19. Ken Gardner, 1968-71	1,291
20. Alex Jensen, 1994-95, 97-00	1,279
21. Kelvin Upshaw, 1983-86	1,229
22. Greg Deane, 1975-79	1,212
23. Jimmy Soto, 1989-93	1,153
24. Art Bunte, 1954-56	1,152
25. George Fisher, 1963-66	1,134
26. Charles Menatti, 1972-76	1,130
27. Byron Wilson, 1990-93	1,087
28. Andrew Bogut, 2003-05	1,072
29. Britton Johnsen, 1997-98, 2000-03	1,051
30. Angelo Robinson, 1980-84	1,020
31. Pace Mannion, 1979-83	1,018

▶ Scoring Average

Min. 750 Points (Points-Games)

1. Billy McGill, 1959-62 (2321-86)	27.0
2. Jerry Chambers, 1964-66 (1400-57)	24.6
3. Mike Newlin, 1968-71 (1849-80)	23.1
4. Luther Burden, 1972-75 (1790-80)	22.4
5. Keith Van Horn, 1993-97 (2542-122)	20.8
6. Art Bunte, 1954-56 (1152-56)	20.6
7. Mervin Jackson, 1965-68 (1458-83)	17.6
8. Jerry Stroman, 1984-86 (896-53)	16.9
9. Andrew Bogut, 2003-05 (1072-65)	16.5
10. Ken Gardner, 1968-71 (1291-79)	16.3
11. Jeff Judkins, 1974-78 (1740-108)	16.1
12. Glen Smith, 1948-52 (1531-98)	15.6
13. Danny Vranes, 1977-81 (1701-111)	15.3
Josh Grant, 1987-93 (2000-131)	15.3
15. Brandon Jessie, 1994-96 (924-61)	15.1
16. Tom Chambers, 1977-81 (1698-116)	14.6
Kelvin Upshaw, 1983-86 (1229-84)	14.6
18. George Fisher, 1963-66 (1134-79)	14.4
19. Mike Sojourner, 1972-74 (809-57)	14.2
20. Buster Matheney, 1974-78 (1485-111)	13.4
21. Mitch Smith, 1985-89 (1628-123)	13.2
22. Nick Jacobson, 2000-04 (1618-127)	12.7
23. Hanno Mottölä, 1996-00 (1492-120)	12.4

24. Manny Hendrix, 1982-86 (1493-123)	12.1
Andre Miller, 1995-99 (1618-134)	12.1

▶ Total Rebounds

1. Billy McGill, 1959-62	1,106
2. Keith Van Horn, 1993-97	1,074
3. Josh Grant, 1988-93	1,066
4. Mitch Smith, 1985-89	1,036
5. Danny Vranes, 1977-81	951
6. Alex Jensen, 1994-95, 97-00	896
7. Ken Gardner, 1968-71	892
8. Michael Doleac, 1994-98	886
9. Tom Chambers, 1977-81	876
10. Mike Sojourner, 1972-74	733
-- Andrew Bogut, 2003-05	719

▶ Rebounding Average

Min 300 Rebounds (Rebounds-Games)

1. Billy McGill, 1959-62 (1106-86)	12.9
Mike Sojourner, 1972-74 (733-57)	12.9
3. Gary Bergen, 1954-56 (670-54)	12.4
4. Dewitt Menyard, 1966-67 (300-26)	11.5
5. Ken Gardner, 1968-71 (892-79)	11.3
6. Jerry Chambers, 1963-66 (637-57)	11.2
7. Andrew Bogut, 2003-04 (703-64)	11.1
8. Art Bunte, 1954-56 (582-56)	10.4
9. George Fisher, 1963-66 (732-79)	9.3
10. Keith Van Horn, 1993-97 (1074-122)	8.8
11. DeLyle Condie, 1957-59 (476-55)	8.7
Jim Mahler, 1968-71 (692-80)	8.7
13. Jerry McCleary, 1954-57 (676-79)	8.6
Danny Vranes, 1977-81 (951-111)	8.6
15. Milton Kane, 1956-58 (444-53)	8.4
Mitch Smith, 1985-89 (1036-123)	8.4

▶ Field Goal Percentage

Min. 250 Attempts (FG-FGA)

1. Nate Althoff, 1997-01 (265-436)	.608
2. Andrew Bogut, 2003-05 (420-690)	.607
3. Danny Vranes, 1977-81 (639-1094)	.584
4. Watkins Singletary, 1987-89 (243-453)	.561
5. Jerry Chambers, 1963-66 (542-969)	.559
6. Tom Chambers, 1977-81 (691-1249)	.553
7. Chris Winans, 1980-84 (273-495)	.552
8. Buster Matheney, 1974-78 (624-1133)	.551
9. Albert Springs, 1983-87 (340-618)	.550
10. Paul Afeaki, 1990-92 (219-401)	.546

▶ Three-Point Field Goal Percentage

Min. 100 Attempts (3FG-FGA)

1. Marc Jackson, 2000-01, 02-03, 04-05 (86-195)	.441
2. Chris Fulton, 1986-88 (56-129)	.434
3. Phil Dixon, 1989-94 (185-427)	.433
4. Nick Jacobson, 2000-04 (287-673)	.426
5. Alex Jensen, 1994-95, 97-00 (102-247)	.413
6. Mark Rydalch, 1992-96 (145-353)	.411
7. Jimmy Soto, 1989-93 (101-249)	.406
8. Jimmy Carroll, 1993-95 (95-237)	.401
Keith Van Horn, 1993-97 (206-514)	.401
10. Terry Preston, 1993-96 (66-168)	.393

▶ Blocked Shots

1. Mitch Smith, 1985-89	157
2. Keith Van Horn, 1992-97	126
3. Michael Doleac, 1994-98	124
4. Josh Grant, 1988-93	109
5. Andrew Bogut, 2003-05	103
6. Nate Althoff, 1997-01	92
7. Albert Springs, 1983-87	76
8. Larry Cain, 1989-93	67
9. Andre Miller, 1995-99	65
10. Phil Cullen, 1998-02	64

Utah In The Postseason

NCAA Tournament

1944

West Regional (Kansas City, Mo.)

Mar. 24 Utah 45, Missouri 35
Mar. 25 Utah 40, Iowa State 31

National Championship (New York, N.Y.)

Mar. 28 Utah 42, Dartmouth 40 (OT)

1945

West Regional (Kansas City, Mo.)

Mar. 23 Oklahoma State 62, Utah 37
Mar. 24 Oregon 69, Utah 66

1955

First Round - Bye

West Regionals (Corvallis, Ore.)

Mar. 11 San Francisco 78, Utah 59
Mar. 12 Utah 108, Seattle 85

1956

First Round - Bye

West Regionals (Corvallis, Ore.)

Mar. 16 Utah 81, Seattle 72
Mar. 17 San Francisco 92, Utah 77

1959

First Round - Bye

West Regionals (San Francisco, Calif.)

Mar. 13 California 71, Utah 53
Mar. 14 Idaho State 71, Utah 65

1960

West First Round (Provo, Utah)

Mar. 8 Utah 80, Southern California 73

West Regionals (Seattle, Wash.)

Mar. 11 Oregon 65, Utah 54
Mar. 12 Utah 89, Santa Clara 81

1961

West Regional (Portland, Ore.)

Mar. 17 Utah 91, Loyola Marymount 75
Mar. 18 Utah 88, Arizona State 80

Final Four (Kansas City, Mo.)

Mar. 24 Cincinnati 82, Utah 67
Mar. 25 St. Joseph's 127, Utah 120 (4OT)

1966

West Regional (Los Angeles, Calif.)

Mar. 11 Utah 83, Pacific 74
Mar. 12 Utah 70, Oregon State 64

Final Four (College Park, Md.)

Mar. 18 Texas Western 85, Utah 78
Mar. 19 Duke 79, Utah 77

1977

West First Round (Tucson, Ariz.)

Mar. 12 Utah 72, St. John's 68

West Regional (at Provo, Utah)

Mar. 17 UNLV 88, Utah 83

1978

Midwest First Round (Wichita, Kan.)

Mar. 12 Utah 86, Missouri 79 (2OT)

Midwest Regional (Lawrence, Kan.)

Mar. 17 Notre Dame 69, Utah 56

1979

West First Round (Los Angeles, Calif.)

Mar. 9 Pepperdine 92, Utah 88 (OT)

1981

West First/Second Rounds (El Paso, Texas)

First Round - Bye

Mar. 15 (3)-Utah 94, (11)-Northeastern 69

West Regional (Salt Lake City)

Mar. 19 (2)-North Carolina 61, (3)-Utah 56

1983

West First/Second Rounds (Boise, Idaho)

Mar. 17 (10)-Utah 52, (7)-Illinois 49

Mar. 19 (10)-Utah 67, (2)-UCLA 61

West Regional (Ogden, Utah)

Mar. 24 (6)-No. Carolina St. 75, (10)-Utah 56

1986

West First/Second Rounds (Ogden, Utah)

Mar. 13 (3)-North Carolina 84, (14)-Utah 72

1991

West First/Second Rounds (Tucson, Ariz.)

Mar. 15 (4)-Utah 82, (13)-South Alabama 72

Mar. 17 (4)-Utah 85, (5)-Michigan State 84 (2OT)

West Regional (Seattle, Wash.)

Mar. 21 (1)-UNLV 83, (4)-Utah 66

1993

Southeast First/Second Rounds (Nashville, Tenn.)

Mar. 19 (8)-Utah 86, (9)-Pittsburgh 65

Mar. 21 (1)-Kentucky 83, (8)-Utah 62

1995

West First/Second Rounds (Boise, Idaho)

Mar. 17 (4)-Utah 76, (13)-Long Beach State 64

Mar. 19 (5)-Mississippi State 78, (4)-Utah 64

1996

Midwest First/Second Rounds (Dallas, Texas)

Mar. 14 (4)-Utah 72, (13)-Canisius 43

Mar. 16 (4)-Utah 73, (5)-Iowa State 67

Midwest Regional (Minneapolis, Minn.)

Mar. 21 (1)-Kentucky 101, (4)-Utah 70

1997

West First/Second Rounds (Tucson, Ariz.)

Mar. 14 (2)-Utah 75, (15)-Navy 61

Mar. 16 (2)-Utah 77, (7)-UNC Charlotte 58

West Regional (San Jose, Calif.)

Mar. 20 (2)-Utah 82, (6)-Stanford 77 (OT)

Mar. 22 (1)-Kentucky 72, (2)-Utah 59

1998

West First/Second Rounds (Boise, Idaho)

Mar. 12 (3)-Utah 85, (14)-San Francisco 68

Mar. 14 (3)-Utah 75, (6)-Arkansas 69

West Regional (Anaheim, Calif.)

Mar. 19 (3)-Utah 65, (10)-West Virginia 62

Mar. 21 (3)-Utah 76, (1)-Arizona 51

Final Four (San Antonio, Texas)

Mar. 28 (3)-Utah 65, (1)-North Carolina 59

Mar. 30 (2)-Kentucky 78, (3)-Utah 69

1999

Midwest First/Second Rounds (New Orleans, La.)

Mar. 12 (2)-Utah 80, (15)-Arkansas State 58

Mar. 14 (10)-Miami (Ohio) 66, (2)-Utah 58

2000

Midwest First/Second Rounds (Cleveland, Ohio)

Mar. 16 (8)-Utah 48, (9)-Saint Louis 45

Mar. 18 (1)-Michigan State 73, (8)-Utah 61

2002

South First/Second Rounds (Sacramento, Calif.)

Mar. 14 (5)-Indiana 75, (12)-Utah 56

2003

Midwest First/Second Rounds (Nashville, Tenn.)

Mar. 21 (9)-Utah 60, (8)-Oregon 58

Mar. 23 (1)-Kentucky 74, (9)-Utah 54

2004

St. Louis First/Second Rounds (Milwaukee, Wis.)

Mar. 19 (6)-Boston College 58, (11)-Utah 51

NIT

1944

(New York, N.Y.)

Mar. 20 Kentucky 46, Utah 38

1947

(New York, N.Y.)

Mar. 17 Utah 45, Duquesne 44

Mar. 19 Utah 64, West Virginia 62

Mar. 24 Utah 49, Kentucky 45

1949

(New York, N.Y.)

Mar. 15 San Francisco 64, Utah 63

1957

(New York, N.Y.)

Mar. 16 Memphis State 77, Utah 75

1958

(New York, N.Y.)

Mar. 15 St. John's 71, Utah 70

1970

(New York, N.Y.)

Mar. 14 Utah 78, Duke 75

Mar. 17 Marquette 83, Utah 63

1974

(New York, N.Y.)

Mar. 17 Utah 102, Rutgers 89

Mar. 21 Utah 92, Memphis 78

Mar. 23 Utah 117, Boston College 93

Mar. 24 Purdue 87, Utah 81

1987

First Round (Boise, Idaho)

Mar. 11 Boise State 62, Utah 61

1988

First Round (Evansville, Ind.)

Mar. 17 Evansville 66, Utah 55

1992

First Round (Salt Lake City)

Mar. 19 Utah 72, Ball State 57

Second Round (Tempe, Ariz.)

Mar. 24 Utah 60, Arizona State 58

Third Round (Salt Lake City)

Mar. 27 Utah 84, Rhode Island 72

Final Four (New York, N.Y.)

Mar. 30 Notre Dame 58, Utah 55

Apr. 1 Utah 81, Florida 78

2001

First Round (Salt Lake City)

Mar. 13 Memphis 71, Utah 62

National AAU Tournament

1916

(Chicago, Ill.)

Mar. 15 Utah 34, Columbia AC 18

Mar. 16 Utah 36, Olympic AC 35

Mar. 17 Utah 28, Illinois AC 27

1919

(Los Angeles, Calif.)

Apr. 18 Los Angeles AC Blue 33, Utah 21

Apr. 19 Los Angeles AC Mercury 33, Utah 32

1920

(Atlanta, Ga.)

Mar. 10 Utah 62, Charlotte YMCA 20

Mar. 11 Rutgers 35, Utah 32

Conference Tournament

1984

(Salt Lake City)

Mar. 5 Utah 69, Hawaii 65

(Albuquerque, N.M.)

Mar. 7 New Mexico 56, Utah 45

1985

(Salt Lake City)

Mar. 4 Utah 61, Wyoming 60

Mar. 6 Utah 66, Air Force 64

Mar. 8 UTEP 82, Utah 73 (OT)

1986

(Laramie, Wyo.)

Mar. 6 San Diego State 73, Utah 71

1987

(Albuquerque, N.M.)

Mar. 5 Wyoming 56, Utah 64

1988

(Provo, Utah)

Mar. 9 Colorado State 78, Utah 68

1989

(Salt Lake City)

Mar. 8 Utah 70, San Diego State 57

Mar. 9 Colorado State 52, Utah 50

1990

(El Paso, Texas)

Mar. 8 Utah 62, Brigham Young 61 (OT)

Mar. 9 Hawaii 66, Utah 60

Breaking Down Utah's Postseason Record

► In the NCAA Tournament

Appearances: 25

Years: 1944, 1945, 1955, 1956, 1959, 1960, 1961, 1966, 1977, 1978, 1979, 1981, 1983, 1986, 1991, 1993, 1995, 1996, 1997, 1998, 1999, 2000, 2002, 2003, 2004

Record: 33-28 (.541)

Best Finishes: 1st: 1944, 2nd: 1998, 4th: 1961, 1966

► In the NIT

Appearances: 11

Years: 1944, 1947, 1949, 1957, 1958, 1970, 1987, 1988, 1992, 2001

Record: 11-10 (.524)

Best Finishes: 1st: 1947, 2nd: 1974, 3rd: 1992

► In Conference Tournaments

Appearances: 22

Years: 1984, 1985, 1986, 1987, 1988, 1989, 1990, 1991, 1992, 1993, 1994, 1995, 1996, 1997, 1998, 1999, 2000, 2001, 2002, 2003, 2004, 2005

Record: 28-18 (.609)

Championships: 1995, 1997, 1999, 2004

1991

(Laramie, Wyo.)

Mar. 7 Utah 67, San Diego State 56

Mar. 8 Utah 69, Wyoming 63

Mar. 9 Brigham Young 51, Utah 49 (OT)

1992

(Fort Collins, Colo.)

Mar. 13 Utah 81, Hawaii 69

Mar. 13 Brigham Young 75, Utah 62

1993

(Salt Lake City - Delta Center)

Mar. 11 Utah 85, San Diego State 64

Mar. 12 UTEP 90, Utah 85 (OT)

1994

(Salt Lake City - Delta Center)

Mar. 10 Brigham Young 96, Utah 65

1995

(Albuquerque, N.M.)

Mar. 9 Utah 72, San Diego State 63

Mar. 10 Utah 86, New Mexico 50

Mar. 11 Utah 67, Hawaii 54

1996

(Albuquerque, N.M.)

Mar. 7 Utah 76, Hawaii 63

Mar. 8 Utah 71, Colorado State 69

Mar. 9 New Mexico 64, Utah 60

1997

(Las Vegas, Nev.)

Mar. 6 Utah 59, SMU 58

Mar. 7 Utah 72, New Mexico 70

Mar. 8 Utah 89, TCU 68

1998

(Las Vegas, Nev.)

Mar. 5 UNLV 54, Utah 51

1999

(Las Vegas, Nev.)

Mar. 4 Utah 81, Brigham Young 62

Mar. 5 Utah 64, Tulsa 61 (OT)

Mar. 6 Utah 60, New Mexico 45

2000

(Las Vegas, Nev.)

Mar. 9 Utah 74, Air Force 65

Mar. 10 Brigham Young 58, Utah 54

2001

(Las Vegas, Nev.)

First Round - Bye

Mar. 9 New Mexico 56, Utah 53

2002

(Las Vegas, Nev.)

Mar. 7 Utah 69, Colorado State 66

Mar. 8 UNLV 76, Utah 70

2003

(Las Vegas, Nev.)

Mar. 13 Utah 42, Air Force 38

Mar. 14 UNLV 64, Utah 41

2004

(Denver, Colo.)

Mar. 11 Utah 75, San Diego State 69

Mar. 12 Utah 54, Brigham Young 51

Mar. 13 Utah 73, UNLV 70

2005

(Denver, Colo.)


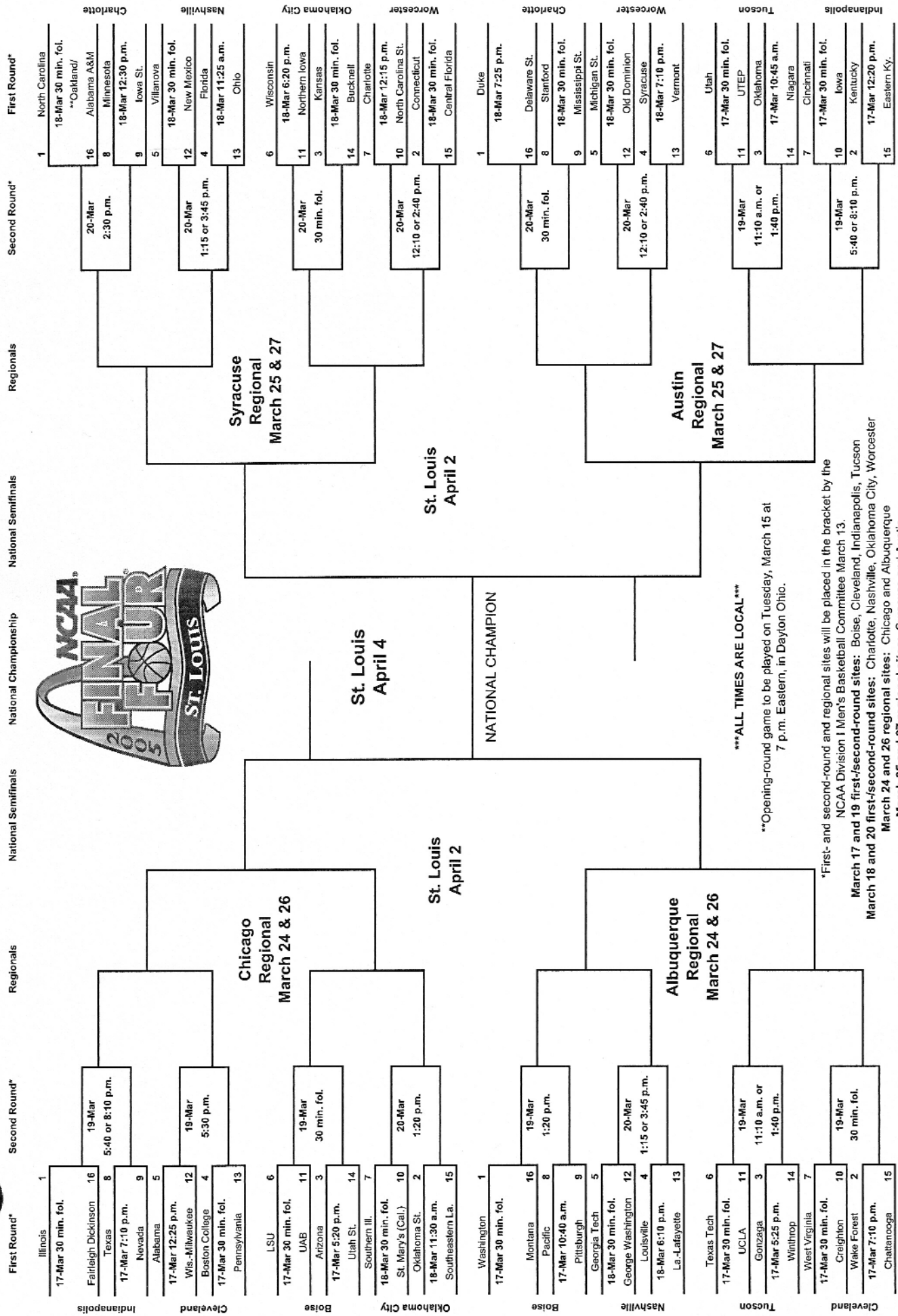
Mar. 10 Utah 62, Colorado State 49

Mar. 11 Utah 73, UNLV 67

Mar. 12 New Mexico 60, Utah 56



2005 NCAA Division I Men's Basketball Championship




ALL TIMES ARE LOCAL

**Opening-round game to be played on Tuesday, March 15 at 7 p.m. Eastern, in Dayton Ohio.

*First- and second-round and regional sites will be placed in the bracket by the NCAA Division I Men's Basketball Committee March 13.
 March 17 and 19 first-/second-round sites: Boise, Cleveland, Indianapolis, Tucson
 March 18 and 20 first-/second-round sites: Charlotte, Nashville, Oklahoma City, Worcester
 March 24 and 26 regional sites: Chicago and Albuquerque
 March 25 and 27 regional sites: Syracuse and Austin

© 2005 National Collegiate Athletic Association. No commercial use without the NCAA's written permission. The NCAA opposes all sports wagering. This bracket should not be used for sweepstakes, contests, office pools or other gambling activities.



STATISTICS

2004-05 Overall Statistics

RECORD	OVERALL	HOME	AWAY	NEUTRAL
ALL GAMES	27-5	16-0	7-3	4-2
CONFERENCE	13-1	7-0	6-1	0-0
NONCONFERENCE	14-4	9-0	1-2	4-2

No. Player	G-GS	Min	Avg	FG-FGA	Pct	3P-3PA	Pct	FT-FTA	Pct	Off Def	Reb	Avg	PF D	AT	TO	BL	ST	Pts	Avg
04 BOGUT, Andrew	32 32	1104	34.5	260 414	.628	7 20	.350	134 184	.728	116 277	393	12.3	70 1	74	84	59	33	661	20.7
02 JACKSON, Marc	32 30	1109	34.7	92 201	.458	56 121	.463	100 117	.855	7 100	107	3.3	55 0	122	79	5	29	340	10.6
20 MARKSON, Bryant	32 19	879	27.5	117 217	.539	20 59	.339	76 106	.717	53 72	125	3.9	54 0	34	68	7	26	330	10.3
05 HAWKINS, Justin	30 24	724	24.1	100 202	.495	1 18	.056	51 84	.607	47 68	115	3.8	67 1	49	52	2	22	252	8.4
13 CHANEY, Richard	25 15	589	23.6	69 147	.469	10 33	.303	57 66	.864	18 38	56	2.2	39 0	34	28	4	19	205	8.2
11 DRISDOM, Tim	31 26	873	28.2	42 110	.382	25 63	.397	42 52	.808	7 60	67	2.2	69 1	101	47	0	33	151	4.9
51 LANGVAD, Jonas	31 1	407	13.1	49 110	.445	14 42	.333	19 30	.633	21 30	51	1.6	31 0	9	26	1	12	131	4.2
30 JACKSON, Chris	27 8	273	10.1	24 34	.706	0 0	.000	9 19	.474	16 23	39	1.4	34 0	6	16	9	6	57	2.1
10 IVERSON, Casey	21 2	121	5.8	13 27	.481	5 11	.455	0 4	.000	3 3	6	0.3	12 0	11	9	0	3	31	1.5
15 GRANT, Chris	17 1	60	3.5	5 12	.417	2 3	.667	5 7	.714	3 5	8	0.5	6 0	4	10	0	4	17	1.0
03 CALVIN, Jermaine	26 2	247	9.5	6 26	.231	0 3	.000	13 24	.542	8 23	31	1.2	17 0	32	24	1	9	25	1.0
32 SCHMIDT, Jake	6 0	14	2.3	0 1	.000	0 0	.000	0 0	.000	1 1	2	0.3	0 0	0	2	0	1	0	0.0
TM TEAM										41 49	90	2.8	0		8				

Total	32			777 1501	.518	140 373	.375	506 693	.730	341 749	1090	34.1	454 3	476	453	88	197	2200	68.8
Opponents	32			688 1617	.425	192 539	.356	263 383	.687	249 498	747	23.3	630 -	347	387	112	254	1831	57.2

TEAM STATISTICS

	UT	OPP
SCORING	2200	1831
Points per game	68.8	57.2
Scoring margin	+11.5	-
FIELD GOALS-ATT	777-1501	688-1617
Field goal pct	.518	.425
3 POINT FG-ATT	140-373	192-539
3-point FG pct	.375	.356
3-pt FG made per game	4.4	6.0
FREE THROWS-ATT	506-693	263-383
Free throw pct	.730	.687
REBOUNDS	1090	747
Rebounds per game	34.1	23.3
Rebounding margin	+10.7	-
ASSISTS	476	347
Assists per game	14.9	10.8
TURNOVERS	453	387
Turnovers per game	14.2	12.1
Turnover margin	-2.1	-
Assist/turnover ratio	1.1	0.9
STEALS	197	254
Steals per game	6.2	7.9
BLOCKS	88	112
Blocks per game	2.8	3.5
WINNING STREAK	0	-
Home win streak	17	-
ATTENDANCE	172425	118386
Home games-Avg/Game	16-10777	10-9945
Neutral site-Avg/Game	-	6-7763

SCORE BY PERIODS:

	1st	2nd	Total
UTAH	1017	1183	2200
Opponents	868	963	1831

DEADBALL REBOUNDS:

	Off	Def	Total
UTAH	66	1	67
Opponents	51	5	56

Conference Games Statistics

RECORD	OVERALL	HOME	AWAY	NEUTRAL
CONFERENCE	13-1	7-0	6-1	0-0

No. Player	G-GS	Min	Avg	FG-FGA	Pct	3P-3PA	Pct	FT-FTA	Pct	Off	Def	Reb	Avg	PF	D	AT	TO	BL	ST	Pts	Avg				
04 BOGUT, Andrew	14	14	513	36.6	112	175	.640	3	7	.429	66	90	.733	45	130	175	12.5	32	0	35	37	29	12	293	20.9
20 MARKSON, Bryant	14	11	440	31.4	55	102	.539	10	30	.333	39	48	.813	22	33	55	3.9	26	0	17	40	5	9	159	11.4
02 JACKSON, Marc	14	13	513	36.6	32	87	.368	21	54	.389	47	57	.825	2	44	46	3.3	30	0	69	39	2	16	132	9.4
05 HAWKINS, Justin	14	9	320	22.9	49	81	.605	1	5	.200	17	32	.531	25	29	54	3.9	33	1	16	19	1	13	116	8.3
13 CHANEY, Richard	11	4	240	21.8	25	46	.543	1	8	.125	26	29	.897	5	17	22	2.0	18	0	15	10	1	7	77	7.0
11 DRISDOM, Tim	13	10	372	28.6	19	45	.422	11	25	.440	18	24	.750	4	19	23	1.8	30	0	38	19	0	14	67	5.2
51 LANGVAD, Jonas	14	1	185	13.2	23	60	.383	6	25	.240	7	12	.583	7	14	21	1.5	17	0	3	8	1	6	59	4.2
30 JACKSON, Chris	10	5	106	10.6	10	14	.714	0	0	.000	2	9	.222	9	8	17	1.7	13	0	1	2	1	3	22	2.2
15 GRANT, Chris	10	1	21	2.1	2	4	.500	2	2	1.000	0	0	.000	0	2	2	0.2	0	0	1	4	0	0	6	0.6
03 CALVIN, Jermaine	12	2	76	6.3	1	9	.111	0	1	.000	3	5	.600	2	6	8	0.7	3	0	8	3	0	3	5	0.4
32 SCHMIDT, Jake	2	0	3	1.5	0	0	.000	0	0	.000	0	0	.000	0	0	0	0.0	0	0	0	1	0	0	0	0.0
10 IVERSON, Casey	9	0	11	1.2	0	0	.000	0	0	.000	0	0	.000	0	0	0	0.0	1	0	0	0	0	0	0	0.0
TM TEAM														14	26	40	2.9	0					4		

Total	14			328	623	.526	55	157	.350	225	306	.735	135	328	463	33.1	203	1	203	186	40	83	936	66.9
Opponents	14			292	683	.428	81	216	.375	102	164	.622	101	207	308	22.0	285	-	149	162	46	106	767	54.8

TEAM STATISTICS

	UT	OPP
SCORING	936	767
Points per game	66.9	54.8
Scoring margin	+12.1	-
FIELD GOALS-ATT	328-623	292-683
Field goal pct	.526	.428
3 POINT FG-ATT	55-157	81-216
3-point FG pct	.350	.375
3-pt FG made per game	3.9	5.8
FREE THROWS-ATT	225-306	102-164
Free throw pct	.735	.622
REBOUNDS	463	308
Rebounds per game	33.1	22.0
Rebounding margin	+11.1	-
ASSISTS	203	149
Assists per game	14.5	10.6
TURNOVERS	186	162
Turnovers per game	13.3	11.6
Turnover margin	-1.7	-
Assist/turnover ratio	1.1	0.9
STEALS	83	106
Steals per game	5.9	7.6
BLOCKS	40	46
Blocks per game	2.9	3.3
WINNING STREAK	2	-
Home win streak	7	-
ATTENDANCE	86829	72696
Home games-Avg/Game	7-12404	7-10385
Neutral site-Avg/Game	-	0-0

SCORE BY PERIODS:

	1st	2nd	Total
UTAH	421	515	936
Opponents	378	389	767

DEADBALL REBOUNDS:

	Off	Def	Total
UTAH	32	0	32
Opponents	24	2	26

Postseason Games Statistics

RECORD	OVERALL	HOME	AWAY	NEUTRAL
CONFERENCE	2-1	0-0	0-0	2-1

No. Player	G-GS	Min	Avg	FG-FGA	Pct	3P-3PA	Pct	FT-FTA	Pct	Off	Def	Reb	Avg	PF	D	AT	TO	BL	ST	Pts	Avg
04 BOGUT, Andrew	3 3	105	35.0	27 48	.563	2 6	.333	9 12	.750	19	26	45	15.0	5	0	3	6	4	1	65	21.7
20 MARKSON, Bryant	3 3	91	30.3	14 29	.483	2 5	.400	8 12	.667	5	7	12	4.0	6	0	5	8	0	5	38	12.7
02 JACKSON, Marc	3 3	110	36.7	9 19	.474	3 10	.300	10 11	.909	2	9	11	3.7	5	0	11	6	1	2	31	10.3
05 HAWKINS, Justin	3 3	81	27.0	5 18	.278	0 0	.000	9 13	.692	4	7	11	3.7	9	0	6	9	0	2	19	6.3
51 LANGVAD, Jonas	3 0	39	13.0	6 8	.750	3 4	.750	0 1	.000	3	1	4	1.3	1	0	0	3	0	2	15	5.0
11 DRISDOM, Tim	3 2	86	28.7	3 13	.231	3 9	.333	5 6	.833	1	12	13	4.3	10	0	11	5	0	3	14	4.7
30 JACKSON, Chris	3 0	22	7.3	2 3	.667	0 0	.000	2 2	1.000	1	2	3	1.0	3	0	0	1	0	0	6	2.0
13 CHANEY, Richard	3 1	50	16.7	1 9	.111	0 2	.000	0 0	.000	1	3	4	1.3	4	0	2	2	0	2	2	0.7
03 CALVIN, Jermaine	3 0	15	5.0	0 1	.000	0 0	.000	1 3	.333	1	1	2	0.7	2	0	2	1	0	0	1	0.3
15 GRANT, Chris	1 0	1	1.0	0 0	.000	0 0	.000	0 0	.000	1	0	1	1.0	1	0	0	0	0	0	0	0.0
TM TEAM										3	4	7	2.3	0			1				
Total	3			67 148	.453	13 36	.361	44 60	.733	41	72	113	37.7	46	0	40	42	5	17	191	63.7
Opponents	3			65 154	.422	16 51	.314	30 41	.732	24	49	73	24.3	54	-	30	31	13	22	176	58.7

TEAM STATISTICS

	UT	OPP
SCORING	191	176
Points per game	63.7	58.7
Scoring margin	+5.0	-
FIELD GOALS-ATT	67-148	65-154
Field goal pct	.453	.422
3 POINT FG-ATT	13-36	16-51
3-point FG pct	.361	.314
3-pt FG made per game	4.3	5.3
FREE THROWS-ATT	44-60	30-41
Free throw pct	.733	.732
REBOUNDS	113	73
Rebounds per game	37.7	24.3
Rebounding margin	+13.3	-
ASSISTS	40	30
Assists per game	13.3	10.0
TURNOVERS	42	31
Turnovers per game	14.0	10.3
Turnover margin	-3.7	-
Assist/turnover ratio	1.0	1.0
STEALS	17	22
Steals per game	5.7	7.3
BLOCKS	5	13
Blocks per game	1.7	4.3
WINNING STREAK	0	-
Home win streak	1	-
ATTENDANCE	0	27646
Home games-Avg/Game	0-0	0-0
Neutral site-Avg/Game	-	3-9215

SCORE BY PERIODS:

	1st	2nd	Total
UTAH	84	107	191
Opponents	77	99	176

DEADBALL REBOUNDS:

	Off	Def	Total
UTAH	6	0	6
Opponents	5	0	5

Game-By-Game Results

Date	Opponent	Result	Score	Overall	MWC	Utah High Scorer	Opp. High Scorer	High Rebounder	High Assists	Att.
Nov. 19	STONY BROOK	W	72-63	1-0	--	M. Jackson20	Spencer22	Bogut10	Drisdorn4	9,698
Nov. 25	vs. Washington (1)	L	78-71	1-1	--	Bogut23	Robinson29	Bogut12	Drisdorn7	6,667
Nov. 26	vs. High Point (1)	W	78-69	2-1	--	M. Jackson18	Scott20	Bogut11	Drisdorn/Hawkins .5	6,112
Nov. 27	vs. Furman (1)	W	62-50	3-1	--	Bogut19	Prowell17	Markson8	M. Jackson3	6,157
Nov. 30	SOUTHERN UTAH	W	65-45	4-1	--	Chaney19	Gainey8	Bogut14	M. Jackson7	9,405
Dec. 4	at Utah State	L	71-45	4-2	--	Bogut/M. Jackson .15	Nelson21	Bogut9	Bogut4	9,779
Dec. 8	MONTANA-WESTERN	W	98-63	5-2	--	Chaney20	Luedtke24	Bogut/Hawkins .6	Calvin5	9,244
Dec. 11	at Arizona	L	67-62	5-3	--	Bogut20	Frye19	Bogut10	M. Jackson5	14,533
Dec. 17	NORTHERN COLORADO	W	81-66	6-3	--	Bogut24	Kline/Nolen .14	Bogut11	Hawkins6	9,755
Dec. 20	COPPIN STATE	W	66-37	7-3	--	Bogut28	Colter10	Bogut14	Calvin5	9,682
Dec. 22	at Cal Poly	W	92-76	8-3	--	Bogut23	Whiten29	Bogut12	Drisdorn/M. Jackson .6	2,442
Dec. 28	WEBER STATE	W	51-40	9-3	--	Bogut22	Allred20	Bogut17	Bogut3	10,057
Dec. 30	COLORADO	W	80-48	10-3	--	Bogut25	Copeland15	Bogut15	M. Jackson5	9,447
Jan. 3	LSU	W	69-55	11-3	--	Bogut24	Bass17	Bogut17	Drisdorn3	9,298
Jan. 5	WHITWORTH	W	81-60	12-3	--	Bogut24	Williams21	Bogut8	M. Jackson5	9,010
Jan. 10	* UNLV	W	70-52	13-3	1-0	M. Jackson23	Beck/Blankson .12	Bogut15	Bogut/Drisdorn .4	10,385
Jan. 15	* at Wyoming	W	74-49	14-3	2-0	Langvad19	Straight12	Bogut8	M. Jackson9	10,336
Jan. 17	* at Colorado State	W	75-52	15-3	3-0	Bogut25	Nelson10	Bogut18	Drisdorn4	4,719
Jan. 22	* NEW MEXICO	W	69-58	16-3	4-0	Bogut24	DeVries19	Bogut20	Drisdorn8	12,031
Jan. 24	* AIR FORCE	W	63-51	17-3	5-0	Bogut25	Welch15	Bogut9	M. Jackson10	11,282
Jan. 31	* at Brigham Young	W	72-58	18-3	6-0	Bogut20	Ainge15	Bogut9	Bogut/M. Jackson .4	14,072
Feb. 5	* at San Diego State	W	61-41	19-3	7-0	Bogut/Hawkins .15	Slaughter18	Bogut15	M. Jackson3	8,983
Feb. 7	* at UNLV	W	57-53	20-3	8-0	Markson19	Blankson18	Chaney/Hawkins .6	Drisdorn4	11,287
Feb. 12	* COLORADO STATE	W	64-50	21-3	9-0	Bogut33	Williams17	Bogut16	Bogut/Drisdorn .3	12,428
Feb. 14	* WYOMING	W	71-62	22-3	10-0	Bogut31	Straight16	Bogut13	Bogut4	11,660
Feb. 19	* at Air Force	W	65-56	23-3	11-0	Bogut23	Burtschi/Welch .15	Bogut9	Hawkins4	5,939
Feb. 21	* at New Mexico	L	65-54	23-4	11-1	Bogut15	Walters22	Bogut13	M. Jackson5	17,360
Feb. 26	* BRIGHAM YOUNG	W	69-60	24-4	12-1	Bogut26	Ainge17	Bogut13	M. Jackson11	15,014
Mar. 5	* SAN DIEGO STATE	W	72-60	25-4	13-1	Bogut20	Heath23	Bogut15	M. Jackson7	14,029
Mar. 10	vs. Colorado State (2)	W	62-49	26-4	--	Bogut21	Nelson14	Bogut17	M. Jackson5	7,603
Mar. 11	vs. UNLV (2)	W	73-67	27-4	--	Bogut25	Beck19	Bogut12	Five with2	9,415
Mar. 12	vs. New Mexico (2)	L	60-56	27-5	--	Bogut19	Granger28	Bogut16	Drisdorn5	10,628

HOME GAME *Mountain West Conference Game (1) Great Alaska Shootout at Anchorage, Alaska (2) Mountain West Tournament at Denver, Colo.

Margins of Wins/Losses

	1	2	3	4	5	6	7	8	9	10	11	12	13	14	15	16-19	20-24	25-29	30+
Wins				1		1			5		2	3	1	3	1	2	4	2	2
Losses				1	1	1			1								1		

Statistical Leaders

Points Leader	Rebounds Leader	Assists Leader	30-Point Games	10-Point Games	20-Rebound Games	20-20 Games
Bogut25	Bogut30	M. Jackson14	Bogut2	Bogut32	Bogut1	Bogut1
M. Jackson4	Hawkins2	Drisdorn13		Markson21		
Chaney2	Chaney1	Bogut7	20-Point Games	M. Jackson17	10-Rebound Games	Double-Doubles
Hawkins1	Markson1	Hawkins3	Bogut20	Hawkins12	Bogut23	Bogut23
Langvad1		Calvin3	Chaney2	Chaney9		M. Jackson *1
Markson1		Markson1	M. Jackson2	Drisdorn4	10-Assist Games	* Points-Assists
			Hawkins1	Langvad2	M. Jackson3	
			Markson1			

Points, Rebounds and Assists

		B O G U T	C A L V I N	C H A N E Y	D R I S D O M	G R A N T	H A W K I N S	I V E R S O N	J A C K S O N	J A C K S O N	L A N G V A D	M A R K S O N	S C H M I D T
Nov. 19	STONY BROOK	+16-10-3	DNP	+9-3-3	+4-3-4	DNP	+16-3-1	DNP	0-0-0	+20-3-3	2-3-0	5-5-0	DNP
Nov. 25	vs. Washington (1)	+23-12-4	DNP	+5-2-0	7-0-7	DNP	+18-5-2	5-2-0	DNP	+11-7-1	0-1-0	+2-0-0	DNP
Nov. 26	vs. High Point (1)	+16-11-4	DNP	+3-1-0	+9-3-5	DNP	+12-8-5	2-0-1	0-0-0	+18-4-3	5-1-0	13-6-0	DNP
Nov. 27	vs. Furman (1)	+19-7-1	DNP	+10-2-0	+2-3-2	DNP	+12-4-2	0-0-1	0-1-0	+5-3-3	2-0-0	12-8-1	DNP
Nov. 30	SOUTHERN UTAH	+15-14-2	2-3-1	+19-6-0	+0-3-7	2-0-0	+6-5-3	0-0-2	8-3-0	+8-1-1	3-2-2	2-1-1	0-0-0
Dec. 4	at Utah State	+15-9-4	0-0-0	+9-2-3	+0-0-1	DNP	+2-0-1	0-0-0	0-0-0	+15-2-0	2-3-1	2-1-0	DNP
Dec. 8	MONTANA-WESTERN	+10-6-3	4-4-5	+20-4-3	+8-1-2	3-3-3	+11-6-2	6-0-4	1-0-0	+11-0-2	9-3-1	15-3-1	0-1-0
Dec. 11	at Arizona	+20-10-3	0-0-0	+14-4-1	+0-1-3	DNP	+7-4-2	DNP	0-0-0	+8-3-5	0-0-1	13-2-0	DNP
Dec. 17	NORTHERN COLORADO	+24-11-1	8-4-3	10-0-1	+0-3-3	0-1-0	+6-2-6	5-2-0	6-2-0	+18-1-3	2-2-1	+2-1-2	DNP
Dec. 20	COPPIN STATE	+28-14-1	3-1-5	+6-2-2	+2-3-4	0-0-0	+2-3-1	6-0-0	1-0-0	+8-7-3	0-2-0	10-6-0	DNP
Dec. 22	at Cal Poly	+23-12-3	0-1-5	+21-3-4	+9-1-6	DNP	+19-6-1	0-0-0	0-2-0	+12-3-6	DNP	8-4-1	DNP
Dec. 28	WEBER STATE	+22-17-3	0-1-2	INJ	+3-2-0	DNP	+4-3-1	5-1-1	0-1-0	+2-4-1	3-1-0	+12-1-1	DNP
Dec. 30	COLORADO	+25-15-0	0-2-0	INJ	+16-2-3	0-0-0	2-1-0	+0-1-1	+4-3-2	8-4-5	11-3-0	+14-8-1	0-0-0
Jan. 3	LSU	+24-17-0	2-2-0	INJ	+5-3-3	DNP	INJ	DNP	+2-2-2	+15-3-1	9-2-0	+12-8-1	DNP
Jan. 5	WHITWORTH	+23-8-4	0-3-1	INJ	+5-3-2	6-1-0	INJ	+2-0-1	+7-5-1	+18-5-5	9-3-0	11-4-3	0-1-0
Jan. 10	* UNLV	+10-15-4	0-0-1	INJ	+8-2-4	+0-0-0	4-3-0	0-0-0	+4-6-0	23-4-3	+4-3-0	17-7-2	DNP
Jan. 15	* at Wyoming	+12-8-3	2-7-1	INJ	+13-2-2	3-0-0	0-0-1	0-0-0	+8-5-0	+2-2-10	19-3-0	+15-2-1	0-0-0
Jan. 17	* at Colorado State	+25-18-2	0-0-1	INJ	+14-3-4	3-1-0	0-0-1	0-0-0	+0-3-1	+8-3-2	5-4-1	+20-3-2	DNP
Jan. 22	* NEW MEXICO	+24-20-0	0-0-0	7-1-1	+2-2-8	0-0-0	11-2-3	0-0-0	+3-0-0	+5-3-5	3-3-0	+14-2-2	DNP
Jan. 24	* AIR FORCE	+25-9-3	0-0-0	6-0-0	+5-4-4	0-0-0	+2-1-0	0-0-0	DNP	+11-5-10	3-1-0	+11-3-2	DNP
Jan. 31	* at Brigham Young	+20-9-4	0-0-0	7-2-1	+11-2-2	0-0-0	9-4-1	0-0-0	+0-0-0	+10-4-4	4-0-0	+11-4-1	DNP
Feb. 5	* at San Diego State	+15-13-2	0-0-0	11-0-1	+1-0-2	0-0-0	+15-8-1	0-0-0	0-0-0	+6-3-3	5-0-1	+8-5-0	DNP
Feb. 7	* at UNLV	+14-4-3	DNP	0-6-3	+3-1-4	DNP	+12-6-3	DNP	DNP	+7-3-3	2-1-0	+19-5-1	DNP
Feb. 12	* COLORADO STATE	+33-16-3	0-0-0	+6-1-2	0-3-3	0-1-0	+8-3-0	0-0-0	0-1-0	+9-5-2	1-1-0	+7-5-1	DNP
Feb. 14	* WYOMING	+31-13-4	DNP	12-1-1	+2-0-1	DNP	+5-8-0	DNP	2-1-0	+7-6-0	0-0-1	+7-6-0	DNP
Feb. 19	* at Air Force	+23-9-1	0-0-0	6-4-1	+0-0-0	0-0-0	+7-5-4	DNP	DNP	+12-4-1	2-0-0	+15-5-1	DNP
Feb. 21	* at New Mexico	+15-13-2	0-1-2	+4-1-2	8-4-2	DNP	+5-2-0	DNP	3-1-0	+12-2-5	6-3-0	+2-3-1	DNP
Feb. 26	* BRIGHAM YOUNG	+26-13-0	+2-0-3	+10-3-2	INJ	DNP	+21-4-1	DNP	2-0-0	+5-2-11	0-1-0	3-3-1	DNP
Mar. 5	* SAN DIEGO STATE	+20-15-4	+1-0-0	+8-3-1	0-0-2	0-0-0	+18-8-1	0-0-0	DNP	+10-4-7	5-1-0	10-2-2	0-0-0
Mar. 10	vs. Colorado State (2)	+21-17-0	1-0-0	+2-2-1	3-5-4	0-1-0	+3-5-2	DNP	4-1-0	+14-3-5	2-1-0	+12-3-1	DNP
Mar. 11	vs. UNLV (2)	+25-12-2	0-2-2	0-2-1	+2-3-2	DNP	+14-2-1	DNP	2-2-0	+8-6-2	10-3-0	+12-7-2	DNP
Mar. 12	vs. New Mexico (2)	+19-16-1	0-0-0	0-0-0	+9-5-5	DNP	+2-4-3	DNP	0-0-0	+9-2-4	3-0-0	+14-2-2	DNP

+ Starter HOME GAME * Mountain West Conference game

(1) Great Alaska Shootout at Anchorage, Alaska (2) Mountain West Tournament at Denver, Colo.

Game-By-Game Statistics

Opponent	Date	Score	Result	FG	FGA	Pct	3FG	FGA	Pct	FT	FTA	Pct	Off	Def	Reb	PF	AT	TO	BL	ST	Pts
UTAH (H)	11/19/04	72-63	W	23	49	.469	4	10	.400	22	30	.733	9	22	31	16	14	15	4	6	72
STONY BROOK		(37-29)		24	53	.453	3	11	.273	12	18	.667	8	23	31	25	10	14	3	9	63
UTAH (N)	11/25/04	71-78	L	23	46	.500	2	8	.250	23	30	.767	15	19	34	14	14	18	4	6	71
WASHINGTON		(31-42)		31	58	.534	6	14	.429	10	13	.769	11	13	24	23	15	11	5	6	78
UTAH (N)	11/26/04	78-69	W	25	51	.490	7	12	.583	21	27	.778	10	25	35	16	18	11	3	6	78
HIGH POINT		(39-32)		23	55	.418	9	23	.391	14	18	.778	8	18	26	24	14	12	1	6	69
UTAH (N)	11/27/04	62-50	W	22	41	.537	1	7	.143	17	22	.773	10	21	31	8	10	18	1	4	62
FURMAN		(24-24)		20	53	.377	7	21	.333	3	4	.750	11	12	23	20	11	13	4	7	50
UTAH (H)	11/30/04	65-45	W	26	45	.578	5	13	.385	8	13	.615	13	26	39	11	19	20	7	4	65
SOUTHERN UTAH		(28-19)		18	50	.360	1	9	.111	8	10	.800	8	11	19	20	5	11	2	14	45
UTAH (A)	12/04/04	45-71	L	17	41	.415	3	11	.273	8	9	.889	4	15	19	18	10	16	3	6	45
UTAH STATE		(28-32)		26	40	.650	5	8	.625	14	20	.700	3	21	24	11	17	10	5	9	71
UTAH (H)	12/08/04	98-63	W	39	60	.650	4	9	.444	16	21	.762	12	23	35	13	26	8	3	14	98
MONT.-WESTERN		(48-30)		22	50	.440	11	27	.407	8	11	.727	7	14	21	18	12	17	4	6	63
UTAH (A)	12/11/04	62-67	L	21	44	.477	7	19	.368	13	16	.813	9	17	26	23	15	19	0	5	62
ARIZONA		(32-29)		22	52	.423	5	16	.313	18	21	.857	14	15	29	17	13	15	4	10	67
UTAH (H)	12/17/04	81-66	W	28	50	.560	7	14	.500	18	24	.750	7	26	33	16	20	15	3	4	81
NO. COLORADO		(33-32)		24	53	.453	5	16	.313	13	17	.765	6	18	24	19	12	14	1	5	66
UTAH (H)	12/20/04	66-37	W	25	54	.463	5	14	.357	11	18	.611	13	29	42	14	16	11	6	8	66
COPPIN STATE		(25-18)		15	51	.294	3	10	.300	4	5	.800	8	22	30	19	8	15	9	6	37
UTAH (A)	12/22/04	92-76	W	34	57	.596	5	11	.455	19	30	.633	15	20	35	14	26	20	3	13	92
CAL POLY		(43-40)		31	57	.544	11	23	.478	3	5	.600	7	14	21	26	9	20	3	12	76
UTAH (H)	12/28/04	51-40	W	22	48	.458	3	11	.273	4	6	.667	11	25	36	14	9	17	4	6	51
WEBER STATE		(19-14)		15	49	.306	2	13	.154	8	13	.615	11	17	28	15	8	11	0	8	40
UTAH (H)	12/30/04	80-48	W	25	53	.472	6	14	.429	24	28	.857	15	28	43	12	12	17	2	9	80
COLORADO		(48-21)		19	54	.352	4	22	.182	6	12	.500	10	16	26	19	11	16	7	11	48
UTAH (H)	01/03/05	69-55	W	25	48	.521	7	16	.438	12	22	.545	12	27	39	9	7	8	0	1	69
LSU		(35-34)		19	50	.380	11	31	.355	6	7	.857	5	16	21	16	13	6	2	7	55
UTAH (H)	01/05/05	81-60	W	27	43	.628	6	11	.545	21	31	.677	10	26	36	7	17	12	0	5	81
WHITWORTH		(42-29)		22	55	.400	12	28	.429	4	4	1.000	7	12	19	19	10	9	3	10	60
UTAH (H)	01/10/05	70-52	W	23	48	.479	7	16	.438	17	24	.708	15	28	43	14	14	14	1	5	70
UNLV		(31-24)		21	51	.412	7	18	.389	3	8	.375	6	12	18	22	9	11	3	5	52
UTAH (A)	01/15/05	74-49	W	27	46	.587	9	16	.563	11	17	.647	9	26	35	15	18	14	2	7	74
WYOMING		(32-16)		18	49	.367	5	16	.313	8	14	.571	9	13	22	18	9	11	6	5	49
UTAH (A)	01/17/05	75-52	W	23	48	.479	7	13	.538	22	27	.815	15	21	36	15	14	15	1	12	75
COLORADO ST.		(30-34)		21	45	.467	5	18	.278	5	7	.714	5	14	19	22	18	17	3	7	52
UTAH (H)	01/22/05	69-58	W	27	43	.628	1	8	.125	14	20	.700	8	28	36	18	19	14	4	6	69
NEW MEXICO		(35-27)		21	53	.396	8	20	.400	8	19	.421	11	12	23	21	9	10	0	11	58
UTAH (H)	01/24/05	63-51	W	24	30	.800	4	7	.571	11	16	.688	2	21	23	11	19	14	2	4	63
AIR FORCE		(32-30)		20	45	.444	8	21	.381	3	4	.750	4	9	13	16	13	6	1	7	51
UTAH (A)	01/31/05	72-58	W	26	42	.619	2	8	.250	18	23	.783	7	20	27	20	13	16	6	5	72
BYU		(28-29)		19	44	.432	5	11	.455	15	23	.652	9	11	20	22	10	12	4	8	58
UTAH (A)	02/05/05	61-41	W	24	52	.462	2	13	.154	11	13	.846	11	25	36	15	10	9	3	6	61
SAN DIEGO STATE		(28-21)		15	44	.341	2	9	.222	9	16	.563	7	16	23	16	9	11	4	8	41
UTAH (A)	02/07/05	57-53	W	22	46	.478	4	13	.308	9	15	.600	8	21	29	6	17	11	2	1	57
UNLV		(27-25)		24	54	.444	3	8	.375	2	3	.667	9	19	28	16	10	10	2	4	53
UTAH (H)	02/12/05	64-50	W	16	39	.410	2	7	.286	30	37	.811	9	27	36	17	11	14	6	9	64
COLORADO STATE		(32-22)		18	49	.367	4	12	.333	10	14	.714	8	17	25	26	12	15	4	9	50
UTAH (H)	02/14/05	71-62	W	22	46	.478	3	12	.250	24	29	.828	9	25	34	18	10	12	2	4	71
WYOMING		(33-28)		23	49	.469	4	13	.308	12	18	.667	5	16	21	21	10	12	4	4	62
UTAH (A)	02/19/05	65-56	W	21	37	.568	3	5	.600	20	29	.690	10	20	30	11	9	14	3	7	65
AIR FORCE		(26-32)		22	53	.415	10	25	.400	2	3	.667	11	12	23	22	12	13	4	13	56
UTAH (A)	02/21/05	54-65	L	22	60	.367	4	21	.190	6	8	.750	13	23	36	19	14	8	3	4	54
NEW MEXICO		(26-31)		23	50	.460	7	17	.412	12	18	.667	8	27	35	14	9	8	5	5	65
UTAH (H)	02/26/05	69-60	W	24	41	.585	3	8	.375	18	27	.667	6	20	26	14	18	12	2	8	69
BRIGHAM YOUNG		(29-29)		23	46	.500	7	12	.583	7	10	.700	5	19	24	28	13	13	5	8	60
UTAH (H)	03/05/05	72-60	W	27	45	.600	4	10	.400	14	21	.667	13	23	36	10	17	19	3	5	72
SAN DIEGO STATE		(32-30)		24	51	.471	6	16	.375	6	7	.857	4	10	14	21	6	13	1	12	60
UTAH (N)	03/10/05	62-49	W	22	51	.431	2	6	.333	16	21	.762	11	30	41	13	13	9	2	4	62
COLORADO STATE		(28-29)		19	54	.352	1	13	.077	10	13	.769	8	20	28	16	15	7	9	6	49
UTAH (N)	03/11/05	73-67	W	24	47	.511	3	9	.333	22	31	.710	16	25	41	18	12	21	1	7	73
UNLV		(32-18)		24	51	.471	8	20	.400	11	18	.611	6	13	19	24	7	15	3	10	67
UTAH (N)	03/12/05	56-60	L	21	50	.420	8	21	.381	6	8	.750	14	17	31	15	15	12	2	6	56
NEW MEXICO		(24-30)		22	49	.449	7	18	.389	9	10	.900	10	16	26	14	8	9	1	6	60

(Halftime score)

Team Superlatives

UTAH - GAME HIGHS

POINTS	98	vs MONTANA-WESTERN (12/08/04)
FIELD GOALS MADE	39	vs MONTANA-WESTERN (12/08/04)
FIELD GOAL ATTEMPTS	60	at New Mexico (02/21/05)
FIELD GOAL PERCENTAGE	.800 (24-30)	vs MONTANA-WESTERN (12/08/04)
3 PT FIELD GOALS MADE	9	vs Air Force (01/24/05)
3 PT FG ATTEMPTS	21	at Wyoming Cowboys (1-15-05)
3 PT FG PERCENTAGE	.600 (3-5)	vs University of New Mexico (03-12-05)
FREE THROWS MADE	30	at New Mexico (02/21/05)
FREE THROW ATTEMPTS	37	at Air Force (2-19-05)
FREE THROW PERCENTAGE	.889 (8-9)	vs Colorado State (02/12/05)
REBOUNDS	43	vs Colorado State (02/12/05)
ASSISTS	26	at Utah State (12/04/04)
STEALS	14	vs UNLV (01/10/05)
BLOCKED SHOTS	7	vs COLORADO (12/30/04)
TURNOVERS	21	at Cal Poly (12/22/04)
FOULS	23	vs MONTANA-WESTERN (12/08/04)

OPPONENT - GAME HIGHS

POINTS	78	vs Washington (11/25/04)
FIELD GOALS MADE	31	at Cal Poly (12/22/04)
FIELD GOAL ATTEMPTS	58	vs Washington (11/25/04)
FIELD GOAL PERCENTAGE	.650 (26-40)	vs Washington (11/25/04)
3 PT FIELD GOALS MADE	12	at Utah State (12/04/04)
3 PT FG ATTEMPTS	31	vs WHITWORTH (01/05/05)
3 PT FG PERCENTAGE	.625 (5-8)	vs LS (01/03/05)
FREE THROWS MADE	18	at Utah State (12/04/04)
FREE THROW ATTEMPTS	23	at Arizona (12/11/04)
FREE THROW PERCENTAGE	1.000 (4-4)	at Brigham Young (01/31/05)
REBOUNDS	35	vs WHITWORTH (01/05/05)
ASSISTS	18	at New Mexico (02/21/05)
STEALS	14	at Colorado State (1-17-05)
BLOCKED SHOTS	9	vs SOUTHERN UTAH (11/30/04)
TURNOVERS	20	vs Colorado State University (03-10-05)
FOULS	28	vs COPPIN STATE (12/20/04)

UTAH - GAME LOWS

POINTS	45	at Utah State (12/04/04)
FIELD GOALS MADE	16	vs Colorado State (02/12/05)
FIELD GOAL ATTEMPTS	30	vs Air Force (01/24/05)
FIELD GOAL PERCENTAGE	.367 (22-60)	at New Mexico (02/21/05)
3 PT FIELD GOALS MADE	1	vs Furman (11/27/04)
3 PT FG ATTEMPTS	5	vs New Mexico (01/22/05)
3 PT FG PERCENTAGE	.125 (1-8)	at Air Force (2-19-05)
FREE THROWS MADE	4	vs New Mexico (01/22/05)
FREE THROW ATTEMPTS	6	vs WEBER STATE (12/28/04)
FREE THROW PERCENTAGE	.545 (12-22)	vs WEBER STATE (12/28/04)
REBOUNDS	19	vs LS (01/03/05)
ASSISTS	7	at Utah State (12/04/04)
STEALS	1	vs LS (01/03/05)
BLOCKED SHOTS	0	vs LS (01/03/05)
TURNOVERS	8	at UNLV (02/07/05)
FOULS	6	at Arizona (12/11/04)

OPPONENT - GAME LOWS

POINTS	37	vs COPPIN STATE (12/20/04)
FIELD GOALS MADE	15	vs COPPIN STATE (12/20/04)
FIELD GOAL ATTEMPTS	40	vs WEBER STATE (12/28/04)
FIELD GOAL PERCENTAGE	.294 (15-51)	at SAN DIEGO STATE (02-05-05)
3 PT FIELD GOALS MADE	1	at Utah State (12/04/04)
3 PT FG ATTEMPTS	8	vs COPPIN STATE (12/20/04)
3 PT FG PERCENTAGE	.077 (1-13)	vs SOUTHERN UTAH (11/30/04)
FREE THROWS MADE	2	vs Colorado State University (03-10-05)
FREE THROW ATTEMPTS	3	at Utah State (12/04/04)
FREE THROW PERCENTAGE	.375 (3-8)	at UNLV (02/07/05)
REBOUNDS	13	vs Colorado State University (03-10-05)
ASSISTS	5	at UNLV (02/07/05)
STEALS	4	vs Air Force (2-19-05)
BLOCKED SHOTS	0	at Air Force (2-19-05)
TURNOVERS	6	vs UNLV (01/10/05)
FOULS	11	vs Air Force (01/24/05)

Utah Player Game Highs

POINTS	33	BOGUT, Andrew vs Colorado State (02/12/05)
FIELD GOALS MADE	12	BOGUT, Andrew vs Wyoming (02/14/05)
FIELD GOAL ATT	19	BOGUT, Andrew vs COPPIN STATE (12/20/04)
FG PCT (min 5 made)	1.000 (8-8)	BOGUT, Andrew vs Brigham Young (02/26/05)
3 PT FG MADE	5	BOGUT, Andrew vs UNLV (03-11-05)
3 PT FG ATTEMPTS	8	BOGUT, Andrew vs Air Force (01/24/05)
FREE THROWS MADE	17	BOGUT, Andrew vs Colorado State (1-17-05)
FREE THROW ATT	19	BOGUT, Andrew vs COLORADO (12/30/04)
FT PCT (min 3 made)	1.000 (6-6)	BOGUT, Andrew vs COPPIN STATE (12/20/04)
REBOUNDS	20	BOGUT, Andrew vs Wyoming (02/14/05)
ASSISTS	11	BOGUT, Andrew at Colorado State (1-17-05)
STEALS	5	BOGUT, Andrew vs COLORADO (12/30/04)
BLOCKED SHOTS	5	BOGUT, Andrew vs COPPIN STATE (12/20/04)
TURNOVERS	6	BOGUT, Andrew vs Air Force (01/24/05)
FOULS	5	BOGUT, Andrew vs New Mexico (01/22/05)
POINTS	31	BOGUT, Andrew at Colorado State (1-17-05)
FIELD GOALS MADE	28	BOGUT, Andrew vs COLORADO (12/30/04)
FIELD GOAL ATT	19	BOGUT, Andrew vs COPPIN STATE (12/20/04)
FG PCT (min 5 made)	1.000 (8-8)	BOGUT, Andrew vs Wyoming (02/14/05)
3 PT FG MADE	5	BOGUT, Andrew vs Air Force (01/24/05)
3 PT FG ATTEMPTS	8	BOGUT, Andrew vs New Mexico (01/22/05)
FREE THROWS MADE	17	BOGUT, Andrew vs WHITWORTH (01/05/05)
FREE THROW ATT	19	BOGUT, Andrew vs WHITWORTH (01/05/05)
FT PCT (min 3 made)	1.000 (6-6)	BOGUT, Andrew vs UNLV (01/10/05)
REBOUNDS	20	BOGUT, Andrew vs Washington (11/25/04)
ASSISTS	11	BOGUT, Andrew vs San Diego State (03/05/05)
STEALS	5	BOGUT, Andrew vs Weber State (12/28/04)
BLOCKED SHOTS	5	JACKSON, Marc vs UNLV (01/10/05)
TURNOVERS	6	JACKSON, Marc vs WHITWORTH (01/05/05)
FOULS	5	JACKSON, Marc vs UNLV (01/10/05)
POINTS	33	JACKSON, Marc vs University of New Mexico (03-12-05)
FIELD GOALS MADE	12	JACKSON, Marc vs San Diego State (03/05/05)
FIELD GOAL ATT	19	JACKSON, Marc at New Mexico (02/21/05)
FG PCT (min 5 made)	1.000 (6-6)	JACKSON, Marc vs Wyoming (02/14/05)
3 PT FG MADE	5	JACKSON, Marc vs Wyoming Cowboys (1-15-05)
3 PT FG ATTEMPTS	8	DRISDOM, Tim at Colorado State (1-17-05)
FREE THROWS MADE	17	DRISDOM, Tim vs University of New Mexico (03-12-05)
FREE THROW ATT	19	JACKSON, Marc vs LS (01/03/05)
FT PCT (min 3 made)	1.000 (6-6)	JACKSON, Marc vs COPPIN STATE (12/20/04)
REBOUNDS	20	JACKSON, Marc vs STONY BROOK (11/19/04)
ASSISTS	11	BOGUT, Andrew vs Colorado State (02/12/05)
STEALS	5	JACKSON, Marc vs STONY BROOK (11/19/04)
BLOCKED SHOTS	5	JACKSON, Marc vs Colorado State (02/12/05)
TURNOVERS	6	JACKSON, Marc vs STONY BROOK (11/19/04)
FOULS	5	JACKSON, Marc vs Colorado State (02/12/05)
POINTS	31	MARKSON, Bryant vs Colorado State (03-10-05)
FIELD GOALS MADE	15	MARKSON, Bryant vs Colorado State (03-10-05)
FIELD GOAL ATTEMPTS	40	MARKSON, Bryant vs Colorado State (03-10-05)
FIELD GOAL PERCENTAGE	.375 (15-40)	MARKSON, Bryant vs Colorado State (03-10-05)
3 PT FIELD GOALS MADE	1	MARKSON, Bryant vs Colorado State (03-10-05)
3 PT FG ATTEMPTS	8	MARKSON, Bryant vs Colorado State (03-10-05)
3 PT FG PERCENTAGE	.125 (1-8)	MARKSON, Bryant vs Colorado State (03-10-05)
FREE THROWS MADE	4	MARKSON, Bryant vs Colorado State (03-10-05)
FREE THROW ATTEMPTS	6	MARKSON, Bryant vs Colorado State (03-10-05)
FREE THROW PERCENTAGE	.667 (4-6)	MARKSON, Bryant vs Colorado State (03-10-05)
REBOUNDS	19	MARKSON, Bryant vs Colorado State (03-10-05)
ASSISTS	7	MARKSON, Bryant vs Colorado State (03-10-05)
STEALS	1	MARKSON, Bryant vs Colorado State (03-10-05)
BLOCKED SHOTS	0	MARKSON, Bryant vs Colorado State (03-10-05)
TURNOVERS	8	MARKSON, Bryant vs Colorado State (03-10-05)
FOULS	6	MARKSON, Bryant vs Colorado State (03-10-05)

Utah Top Team Performances

POINTS

98	vs MONTANA-WESTERN (12/08/04)
92	at Cal Poly (12/22/04)
81	vs WHITWORTH (01/05/05)
81	vs NORTHERN COLORADO (12/17/04)
80	vs COLORADO (12/30/04)

FIELD GOALS MADE

39	vs MONTANA-WESTERN (12/08/04)
34	at Cal Poly (12/22/04)
28	vs NORTHERN COLORADO (12/17/04)
27	vs San Diego State (03/05/05)
27	vs New Mexico (01/22/05)
27	at Wyoming Cowboys (1-15-05)
27	vs WHITWORTH (01/05/05)

FIELD GOAL ATTEMPTS

60	at New Mexico (02/21/05)
60	vs MONTANA-WESTERN (12/08/04)
57	at Cal Poly (12/22/04)
54	vs COPPIN STATE (12/20/04)
53	vs COLORADO (12/30/04)

FIELD GOAL PERCENTAGE

.800 (24-30)	vs Air Force (01/24/05)
.650 (39-60)	vs MONTANA-WESTERN (12/08/04)
.628 (27-43)	vs New Mexico (01/22/05)
.628 (27-43)	vs WHITWORTH (01/05/05)
.619 (26-42)	at Brigham Young (01/31/05)

3 PT FIELD GOALS MADE

9	at Wyoming Cowboys (1-15-05)
8	vs. UNLV (03/11/05)
7	at Colorado State (1-17-05)
7	vs UNLV (01/10/05)
7	vs LS (01/03/05)
7	vs NORTHERN COLORADO (12/17/04)
7	at Arizona (12/11/04)
7	vs High Point (11/26/04)

3 PT FG ATTEMPTS

21	at New Mexico (02/21/05)
20	vs. UNLV (03/11/05)
19	at Arizona (12/11/04)
16	at Wyoming Cowboys (1-15-05)
16	vs UNLV (01/10/05)
16	vs LS (01/03/05)

3 PT FG PERCENTAGE

.600 (3-5)	at Air Force (2-19-05)
.583 (7-12)	vs High Point (11/26/04)
.571 (4-7)	vs Air Force (01/24/05)
.563 (9-16)	at Wyoming Cowboys (1-15-05)
.545 (6-11)	vs WHITWORTH (01/05/05)

FREE THROWS MADE

30	vs Colorado State (02/12/05)
24	vs Wyoming (02/14/05)
24	vs COLORADO (12/30/04)
23	vs Washington (11/25/04)
22	at Colorado State (1-17-05)
22	vs STONY BROOK (11/19/04)

FREE THROW ATTEMPTS

37	vs Colorado State (02/12/05)
31	vs WHITWORTH (01/05/05)
30	at Cal Poly (12/22/04)
30	vs Washington (11/25/04)
30	vs STONY BROOK (11/19/04)

FREE THROW PERCENTAGE

.900 (9-10)	vs New Mexico (03/12/05)
.889 (8-9)	at Utah State (12/04/04)
.857 (24-28)	vs COLORADO (12/30/04)
.846 (11-13)	at SAN DIEGO STATE (02-05-05)
.828 (24-29)	vs Wyoming (02/14/05)

REBOUNDS

43	vs UNLV (01/10/05)
43	vs COLORADO (12/30/04)
42	vs COPPIN STATE (12/20/04)
39	vs LS (01/03/05)
39	vs SOUTHERN UTAH (11/30/04)

ASSISTS

26	at Cal Poly (12/22/04)
26	vs MONTANA-WESTERN (12/08/04)
24	vs. UNLV (03/11/05)
20	vs NORTHERN COLORADO (12/17/04)
19	vs Air Force (01/24/05)
19	vs New Mexico (01/22/05)
19	vs SOUTHERN UTAH (11/30/04)

STEALS

14	vs MONTANA-WESTERN (12/08/04)
13	at Cal Poly (12/22/04)
12	at Colorado State (1-17-05)
10	vs. UNLV (03/11/05)
9	vs Colorado State (02/12/05)
9	vs COLORADO (12/30/04)

BLOCKED SHOTS

9	vs Colorado State (03/10/05)
7	vs SOUTHERN UTAH (11/30/04)
6	vs Colorado State (02/12/05)
6	at Brigham Young (01/31/05)
6	vs COPPIN STATE (12/20/04)

TURNOVERS

20	at Cal Poly (12/22/04)
20	vs SOUTHERN UTAH (11/30/04)
19	vs San Diego State (03/05/05)
19	at Arizona (12/11/04)
18	vs Furman (11/27/04)
18	vs Washington (11/25/04)

FOULS

24	vs. UNLV (03/11/05)
23	at Arizona (12/11/04)
20	at Brigham Young (01/31/05)
19	at New Mexico (02/21/05)
18	vs Wyoming (02/14/05)
18	vs New Mexico (01/22/05)
18	at Utah State (12/04/04)

Opponent Player Game Highs

POINTS	29	Whiten, Dawin-Cal Poly (12/22/04)	11	Nelson, Spencer-Utah State vs Utah (12/04/04)	
	29	Robinson, Nate-Washington (11/25/04)	11	Scott, Akeem-High Point vs Utah (11/26/04)	
	28	Granger, Danny-New Mexico (03/12/05)	1.000 (8-8)	Granger, Danny-New Mexico (03/12/05)	
	25	Roy, Brandon-Washington (11/25/04)	REBOUNDS	Granger, Danny-New Mexico (03/12/05)	
FIELD GOALS MADE	24	Luedtke, Matt-MONT.-WESTERN (12/08/04)	10	Echenique, Jerry-High Point vs Utah (11/26/04)	
	11	Whiten, Dawin-Cal Poly vs Utah (12/22/04)	6	AINGE, Austin-Brigham Young vs Utah (02/26/05)	
	11	Robinson, Nate-Washington vs Utah (11/25/04)	5	AINGE, Austin-Brigham Young vs Utah (01/31/05)	
	11	Roy, Brandon-Washington vs Utah (11/25/04)	5	WELCH, Nick-Air Force vs UTAH (01/24/05)	
FIELD GOAL ATT	19	ALLRED, Lance-WEBER STATE vs UTAH (12/28/04)	5	MORGAN, Ricky-UNLV vs Utah (02/07/05)	
	19	LUEDTKE, Matt-MONT.-WESTERN vs UTAH (12/08/04)	5	Nelson, Spencer-Utah State vs Utah (12/04/04)	
	19	Roy, Brandon-Washington vs Utah (11/25/04)	5	Conroy, Will-Washington vs Utah (11/25/04)	
FG PCT (min 5 made)	.833 (5-6)	DAVIS, Trimaine vs Utah (03/05/05)	STEALS	Haskins, Andrew-Cal Poly vs Utah (12/22/04)	
	.750 (9-12)	Harris, Nate vs Utah (12/04/04)	4	THOMAS, Matt-San Diego State vs Utah (03/05/05)	
	.750 (6-8)	Carroll, Jaycee vs Utah (12/04/04)	4	HEATH, Brandon-San Diego State vs Utah (03/05/05)	
	.750 (6-8)	Nelson, Spencer vs Utah (12/04/04)	4	WELCH, Nick-Air Force vs Utah (2-19-05)	
3 PT FG MADE	6	Whiten, Dawin-Cal Poly vs Utah (12/22/04)	4	DEVRIES, Troy-New Mexico vs UTAH (01/22/05)	
	6	LUEDTKE, Matt-MONT.-WESTERN vs UTAH (12/08/04)	4	PECHT, Lance-WHITWORTH vs UTAH (01/05/05)	
3 PT FG ATTEMPTS	16	LUEDTKE, Matt-MONT.-WESTERN vs UTAH (12/08/04)	4	LINCOLN, Curtis-SOUTHERN UTAH vs UTAH (11/30/04)	
	10	YOUNG, Jon-WHITWORTH vs UTAH (01/05/05)	BLOCKED SHOTS	5	COLTER, Henry-COPPIN STATE vs UTAH (12/20/04)
	10	Minor, "Tack"-LS vs UTAH (01/03/05)	3	MILES, Chris-Brigham Young vs Utah (02/26/05)	
3-PT FG PCT (min 2 made)	1.000 (3-3)	BLASSINGAME, Jerel vs Utah (02/07/05)	3	GRANGER, Danny-New Mexico vs Utah (02/21/05)	
	1.000 (3-3)	Bass, Brandon vs UTAH (01/03/05)	3	ANDERSON,Chris-Wyoming vs Utah Utes (1-15-05)	
FREE THROWS MADE	9	Scott, Akeem-High Point vs Utah (11/26/04)	3	Frye, Channing-Arizona vs Utah (12/11/04)	
	8	Granger, Danny-New Mexico (03/12/05)			
	8	SLAUGHTER, Marcus-San Diego St. vs UTAH (02-05-05)			
	8	Nelson, Spencer-Utah State vs Utah (12/04/04)			
FREE THROW ATT	12	SLAUGHTER, Marcus-San Diego St. vs UTAH (02-05-05)			
	11	Granger, Danny-New Mexico (03/12/05)			

