

# PROFILES



# Ray Giacoletti

**Head Coach • 1st Season at Utah  
(Minot State, 1985)**

Dedicated. Intense. Charismatic.

Those three words are all you need to know about Ray Giacoletti, who is in his first season as the head coach at Utah.

It didn't take long for Giacoletti to leave his mark on a program that has the 10th-best winning percentage in NCAA history and is tied for 11th all-time with 26 NCAA Tournament appearances. The 2004-05 Utes have posted a 27-5 record, claimed the Mountain West Conference regular-season championship outright with the best record in the league's six-year history (13-1), and been ranked in the Top 25 for the past eight weeks. As a result, Giacoletti is a finalist for both the Naismith and Jim Phelan National Coach of the Year awards, and has been named the USBWA District 8 and the Mountain West Conference Coach of the Year.

After starting out 5-3, the Utes reeled off 18 consecutive wins to tie the second-longest winning streak in school history. Utah also achieved two other milestones, recording the 10th 25-win season in school history and winning its 11th regular-season conference championship in the last 15 years to continue the nation's best run over that period. After cracking the Top 25 on Jan. 24, Utah has climbed as high as 12th in the ESPN/USA Today poll and 13th in the Associated Press poll.

The Utes have continued to thrive under Giacoletti in post-season play, reaching the 2005 MWC Tournament championship game. It marked the fifth straight season between Utah and Eastern Washington that Giacoletti led his team to the conference tournament title game.

Giacoletti is Utah's 13th head coach, taking the reigns of the program on March 31, 2004. Utah is Giacoletti's third college head

coaching job. Giacoletti, 42, has also directed programs at North Dakota State (1997-2000) and Eastern Washington (2000-04). He has a 144-88 (.621) career record in eight years and has never had a losing season.

## Success At Eastern Washington

Giacoletti went 69-50 in four seasons at Eastern Washington, the best mark of any coach in the school's Division I history. He led the Eagles to their first-ever NCAA Tournament appearance in 2004, as well as the Big Sky Conference regular-season and tournament titles. In each of Giacoletti's first three years, the Eagles placed second in the Big Sky during the regular season and advanced to the tournament championship game. In 2002-03, Giacoletti led EWU to the NIT for the program's first postseason bid since 1947, when it was an NAIA member. It was only the 12th time since 1983 that a Big Sky Conference team had earned an NIT bid.

Named the 2003-04 Big Sky Conference Coach of the Year, Giacoletti directed Eastern Washington to a 17-13 overall record and an 11-3 mark in conference play. The Eagles won 14 of their last 18 games—including 11 straight victories for the school's longest winning streak in 21 years as an NCAA Division I member—on their way to winning the Big Sky Tournament. The Eagles battled back from a halftime deficit to defeat Northern Arizona 71-59 in the championship game. In the first round of the NCAA Tournament, Eastern Washington fell to eventual Final Four participant Oklahoma State after playing the Cowboys to a 36-36 standstill at halftime.

Giacoletti led Eastern to 41-17 record in Big Sky Conference games for a .707 winning percentage that was seventh best in the 41-year history of the league. He ranked ahead of such coaches as Don Monson, Mike Montgomery, Tim Floyd and Larry Eustachy.

The Eagles took on all comers under Giacoletti, playing the four most difficult nonconference schedules in school history with the majority of those games coming away from home. In 2003-04, the Eagles' nonconference schedule was the 12th-toughest in the nation according to the Sagarin Ratings. Giacoletti coached the Eagles to the biggest win in school history on Nov. 15, 2001 when they knocked off No. 10 Saint Joseph's 68-67. Eastern picked up wins over Washington and San Diego State during the 2002-03 season. Giacoletti's Eastern teams played five Big Ten Conference foes in Indiana, Iowa, Michigan State, Minnesota and Wisconsin. Also on the schedule were the likes of Oklahoma State, Oklahoma, Gonzaga, Nebraska, Kansas State and California.

Giacoletti had a sensational debut on the Eastern Washington sidelines during the 2000-01 season. He was selected by CollegeInsider.com as its Big Sky Conference Coach of the Year after EWU finished 17-11 overall and second in the Big Sky with an 11-5 record. The Eagles defeated fourth-seeded Northern Arizona 58-53 in the Big Sky Tournament semifinals, getting the Eagles' first victory in the postseason since 1990.

During Giacoletti's second year, Eastern finished 17-13 overall and 10-4 in the conference, winning 12 of its last 17 games after a 5-8 start. In 2002-03, the Eagles closed the year with an 18-13 record, receiving the program's first-ever invitation to the NIT. EWU finished second with a 9-5 mark in league play and advanced to the Big Sky Tournament title game for the third-straight year, losing at Weber State 60-57. Playing in the postseason for the first time in

## The Giacoletti File

### ► Personal

**Birth Date:** April 14, 1962

**Hometown:** Peoria, Ill.

**High School:** East

**College Education:**

Minot State University,  
B.S., Physical Education,  
1985

**Wife:** Kim

### ► Playing Experience

**1980-84**

Minot State University

### ► Coaching Career

**2004-Present**

Utah  
(Head Coach)

**2000-04**

Eastern Washington  
(Head Coach)

**1997-00**

North Dakota State  
(Head Coach)

**1993-97**

Washington  
(Assistant Coach)

**1989-93**

Illinois State  
(Assistant Coach)

**1987-89**

Fresno Flames  
(Assistant Coach/  
Player Personnel Dir.)

**1986-87**

Oral Roberts  
(Assistant Coach)

**1885-86**

Western Illinois  
(Graduate Assistant)

**1984-85**

Minot State  
(Student Assistant)



Giacoletti (left) with junior guard Tim Drisdom.



**Giacoletti and the Utes cut down the nets after winning the Mountain West Conference championship.**

over 55 years, Eastern lost at Wyoming in the first round of the NIT.

Giacoletti's players were named first team all-conference 10 times. Alvin Snow was an Associated Press honorable mention All-American in 2003-04. Eastern Washington made Big Sky history by becoming the first school to finish second or better in the league standings five consecutive years. He won his 100th game as a college head coach when the Eagles beat Idaho State 76-67 on March 11, 2003.

The Eagles were a solid defensive team under Giacoletti. Eastern Washington ranked among the top three teams in the Big Sky all four years in scoring defense and turnovers forced. In Giacoletti's first season at the helm, Eastern led the Big Sky in scoring defense (68.8 ppg).

### Climbing The Coaching Ladder

Giacoletti's first head coaching job was a three-year stint (1997-2000) at NCAA Division II North Dakota State University in Fargo, N.D., where he went 48-33. His teams finished with a winning record all three years, including an 18-9 record in 1997-98.

Before becoming a head coach, Giacoletti was an assistant for four years at both Illinois State (1989-93) and Washington (1993-97) under Bob Bender. Washington was 16-12 and 17-10 with NIT appearances in Giacoletti's final two years. He was pivotal in assembling the school's 1994 recruiting class that was rated among the top 20 in the nation. At Illinois State, he helped lead the Redbirds to the 1990 NCAA Tournament and three Missouri Valley Conference regular-season championships.

Giacoletti graduated from Minot State University in North Dakota with a degree in physical education in 1985. He was a four-year letterman, started three seasons and served as team captain twice. He got his start in coaching as a student assistant coach at Minot State in 1984-85 while he finished his degree. Giacoletti was a graduate assistant coach at Western Illinois in 1985-86, also starting course work toward a master's degree in sports administration. He was an assistant at Oral Roberts in 1986-87.

Giacoletti then moved on to the professional ranks as an assistant coach and director of player personnel for the Fresno Flames of the World Basketball League from 1987-89. While he was in Fresno, Giacoletti was also a regional college scout for the Seattle Supersonics.

A native of Peoria, Ill., Giacoletti graduated from East Peoria High School in 1980. Giacoletti, born on April 14, 1962, married the former Kim Lankford in 1994.

## Giacoletti's Record

### ► Year-By-Year

#### North Dakota State

Year	Overall	Pct.	Conf.	Finish	Postseason
1997-98	18-9	.667	9-9	5th-T	--
1998-99	14-13	.519	8-10	5th-T	--
1999-00	16-11	.593	9-9	6th	--
<b>Totals</b>	<b>48-33</b>	<b>.593</b>	<b>26-28</b>		<b>3 Years</b>

#### Eastern Washington

Year	Overall	Pct.	Conf.	Finish	Postseason
2000-01	17-11	.607	11-5	2nd	--
2001-02	17-13	.567	10-4	2nd	--
2002-03	18-13	.581	9-5	2nd	NIT 1st Round
2003-04	17-13	.567	11-3	1st	NCAA 1st Round
<b>Totals</b>	<b>69-50</b>	<b>.580</b>	<b>41-17</b>		<b>4 Years</b>

#### Utah

Year	Overall	Pct.	Conf.	Finish	Postseason
2004-05	27-5	.844	13-1	1st	NCAA Tournament

### ► Break Down

	At Utah	Career
Overall	27-5 (.844)	144-88 (.621)
Conference	13-1 (.928)	80-46 (.635)
Home	16-0 (1.000)	79-24 (.767)
Away	9-3 (.750)	50-53 (.485)
Neutral	4-2 (.667)	15-11 (.577)
Conference Tournaments	2-1 (.667)	7-4 (.636)
Postseason NIT	0-0 (-)	0-1 (.000)
NCAA Tournament	0-0 (-)	0-1 (.000)

### ► When Scoring

	At Utah	Career
100 or More Points	0-0 (.000)	8-0 (1.000)
90-99 Points	2-0 (.000)	6-4 (.600)
80-89 Points	3-0 (.000)	38-8 (.826)
70-79 Points	9-1 (.900)	55-19 (.743)
60-69 Points	11-1 (.916)	31-35 (.470)
50-59 Points	2-1 (.667)	5-16 (.238)
40-49 Points	0-1 (.000)	1-4 (.200)
0-39 Points	0-0 (.000)	0-1 (.000)

### ► When Giving Up

	At Utah	Career
100 or More Points	0-0 (.000)	2-4 (.333)
90-99 Points	0-0 (.000)	0-7 (.000)
80-89 Points	0-0 (.000)	5-21 (.192)
70-79 Points	1-2 (.333)	35-35 (.500)
60-69 Points	10-3 (.769)	51-19 (.729)
50-59 Points	10-0 (1.000)	37-2 (.948)
40-49 Points	6-0 (1.000)	13-0 (1.000)
0-39 Points	1-0 (1.000)	1-0 (.000)

### ► Milestone Career Wins

#1	11/14/97 vs. Valley City State (81-49)
#25	12/20/98 vs. Northern Colorado (72-64)
#50	11/24/00 vs. Bradley at East Lansing, Mich. (62-56)
#75	2/2/02 vs. Sacramento State (87-67)
#100	3/11/03 vs. Idaho State at Ogden, Utah (76-67)
#125	12/22/04 at Cal Poly (92-76)



# Randy Rahe

## Assistant Coach • 1st Season at Utah (Buena Vista, 1982)

Randy Rahe, who has been an assistant coach at the college level for 16 years, is in his first season at the University of Utah. He has recruited extensively in the Western region.

Rahe spent the past six years at Utah State and was with Aggie head coach Stew Morrill for 13 seasons in all, beginning at Colorado State in 1991. In six years at Utah State, Rahe helped guide the Aggies to a 143-46 record, three Big West Conference titles, three NCAA Tournament appearances, and two trips to the NIT.

The Aggies won at least 23 games in each of the last five years Rahe was with the program, notching five of the top six winningest seasons in the program's history in the process. In 1999-2000 and 2000-01, USU won 28 games to set the school record. Utah State reached the second round of the NCAA

Tournament in 2001 after defeating Ohio State in its first game.

Rahe entered the collegiate ranks as an assistant at Colorado College in 1988. He joined the staff at Colorado in 1989 before moving to Denver in 1990. Rahe was hired by Colorado State in the summer of 1991 in Morrill's first year.

He began his coaching career at Bethune and Stratton High Schools in Colorado. At Stratton, Rahe's teams went 54-17 and won the state championship in 1988.

Rahe earned bachelor's degrees in elementary education and physical education from Buena Vista (Colo.) College in 1982. He played both basketball and baseball for four years while in college. He was born on June 12, 1960 in Algona, Iowa, and is married to the former Laura Schmidt. The couple has two sons, Luke (5) and Kade (2).

### The Rahe File

**Birth Date:** June 12, 1960

**Hometown:** Algona, Iowa

**High School:** St. John's, Bancroft, Iowa

**College Education:**  
Buena Vista (Colo.)  
College,  
B.A., Elementary  
Education and  
Physical Education,  
1982



# Marty Wilson

## Assistant Coach • 1st Season at Utah (Pepperdine, 1989)

Marty Wilson is in his first season at Utah after spending six years as an assistant coach at UC Santa Barbara. Wilson has earned a reputation as one of the West Coast's top recruiters.

Wilson was the top assistant at UC Santa Barbara from 1998-2004. He helped direct UCSB to 54 wins in the last three years, the Big West Tournament title and an NCAA Tournament appearance in 2002, and the Big West regular-season title and an NIT bid in 2003.

Prior to his arrival in Santa Barbara, Wilson spent two seasons as an assistant at the University of San Diego, where he was the Toreros' recruiting coordinator.

Wilson began his college coaching career at Pepperdine after graduating in 1989. After starting out as the restricted earnings coach, he was elevated to full-time status in April of 1994. One year later he was named head assistant. In January of 1996, at the age of 28, he was named interim head coach for

the Waves, replacing Tony Fuller who resigned in mid-season. That year, Wilson directed Pepperdine into the semifinals of the West Coast Conference Tournament with a first-round upset of top-seeded Santa Clara.

During Wilson's six seasons as a member of the Pepperdine staff, the Waves went 106-72; advanced to the NCAA Tournament in 1991, 1992 and 1994; and played in the NIT in 1993.

Wilson played for the Waves from 1984-89. After missing the 1986-87 season due to a back injury, Wilson returned for his senior year in 1988-89. As the starting point guard, he led the team to a 20-13 record and the second round of the NIT.

Wilson is from Pacoima, Calif. He and his wife, Mayra, have a daughter, Jessica (12), and a son, Jalon (9). Before coming to the U., Wilson ran a free basketball camp for around 100 under-privileged kids on an annual basis for eight summers in his hometown.

### The Wilson File

**Birth Date:** Oct. 17, 1966

**Hometown:** Pacoima, Calif.

**High School:** Simi Valley

**College Education:**  
Pepperdine University,  
B.A., Communications,  
1989



# Mike Score

## Assistant Coach • 1st Season at Utah (Washington, 1996)

Mike Score is in his first season as an assistant coach with the Utes. Score was an assistant on Ray Giacoletti's staff all four years at Eastern Washington prior to joining Giacoletti at the University of Utah.

During Score's tenure at Eastern Washington, the Eagles went to the NCAA's in 2004 and the NIT in 2003, making the school's first ever postseason appearances. Eastern also won the Big Sky Conference regular season and tournament titles in 2004. He has recruited heavily in the Pacific Northwest and Canada.

Before his tenure at Eastern Washington, Score spent four seasons as an assistant coach at Southeastern Community College in West Burlington, Iowa. He helped guide Southeastern to the 1999-2000 National Junior College Athletic Association (NJCAA) championship and a 34-4 record. Eight players from that squad went on to play at NCAA Division I schools, including Eastern Washington's Chris Hester, who

was a two-time all-Big Sky Conference selection during the 2001-02 and 2002-03 seasons.

Southeastern was 94-41 in Score's four seasons there as he helped recruit three junior college All-America selections. Score coordinated recruiting, academics, film exchange and scouting, and was also the team's summer camp director.

Score was a student assistant coach at the University of Washington from 1994-96, beginning his association with Giacoletti, who was a full-time assistant for the Huskies. At Washington, Score was involved in video exchange and various administrative duties.

Score received two bachelor's degrees from Washington in 1996, one in business administration and another in political science.

A 1991 graduate of Everett (Wash.) High School, Score was born on Dec. 10, 1972, in Seattle, Wash. He is engaged to Carly Kropff and will be married Aug. 6, 2005.

### The Score File

**Birth Date:** Dec. 10, 1972

**Hometown:** Everett, Wash.

**High School:** Everett

**College Education:**

University of Washington  
B.S., Business Admin.,  
1996  
B.S., Political Science,  
1996



# Chris Jones

## Director of Basketball Operations • 1st Season at Utah (Utah, 1994)

Chris Jones, who played at Utah in the early '90s and was the team's video coordinator for three seasons, is in his first year at the Utes' director of men's basketball operations.

Jones played at Utah for two seasons (1992-94) and was a part of the 1992-93 team that won the WAC regular season title and advanced to the second round of the NCAA Tournament. He earned a degree in sociology from the U. in 1994.

Jones served as the Utes' video coordinator from 1994-97. He was a member of the staff for Ute teams that went to the NCAA second round in 1995, the Sweet Sixteen in '96 and the Elite Eight in '97. During that time, Utah had an 84-17 overall record and a 45-7 mark in Western Athletic Conference play, winning three regular-season championships. The Utes posted a 29-4 record in 1996-97, finishing the season ranked No. 2 in

the Associated Press poll and No. 6 in the coaches' poll. Jones helped develop All-Americans Keith Van Horn, Andre Miller and Michael Doleac.

After working with former Utah assistant coach Tommy Connor at Champions Athletic Academy for three years, Jones coached the Wurthing Bears in London from 2000-02. Jones then became Connor's assistant coach at Westminster College in Salt Lake City for two years. Last season, Westminster advanced to the NAIA National Tournament, was ranked 21st in the nation and won the Frontier Conference championship.

The Salt Lake City native was born on Dec. 30, 1971 and graduated from Judge Memorial High School in 1990. Jones and his wife, Emily, have a son, Rylan (4) and a daughter, Rendi (1).

### The Jones File

**Birth Date:** Dec. 30, 1971

**Hometown:** Salt Lake City

**High School:** Judge  
Memorial

**College Education:**

University of Utah  
Sociology, 1994



# Andrew Bogut

# 4

**Center/Forward • 7-0 • 240**  
**Sophomore • 1L**  
**Melbourne, Australia (AIS)**

### Fast Facts

Bogut was a starter for Australia's 2004 Summer Olympics team ... before being named the Mountain West Player of the Year this season, was honored as the Freshman of the Year and a second team all-conference in 2003-04 ... has started every game in his two-year career at Utah ... very good hands, an excellent passer and runs the floor well ... has a fine shooting touch to go with an excellent inside game ... shooting range extends beyond the three-point arc ... last name pronounced BO-gut.

### Streaks & Numbers

Ranks first in the nation with 23 double-doubles ... scored in double figures in 34 consecutive games dating back to the final two games of last season to tie for the seventh longest streak in the country ... ranks ninth in career scoring average (16.2 ppg), seventh in rebounding average (10.9 rpg) and second in field goal percentage (61.0) at Utah ... ranked 15th in the NCAA in scoring (20.6 ppg), third in rebounding (12.0 rpg), third in field goal percentage (63.7) and 50th in blocks (1.9) as of March 8 ... leads the Mountain West Conference in scoring (20.7 ppg), rebounding (12.3 rpg), field goal percentage (62.8) ... also ranks third in blocked shots (1.84) and 13th in assists (2.31 apg) ... in MWC games only, ranked first in scoring (20.9 ppg), first in rebounds (12.5 rpg), first in field goal percentage (64.0), second in blocked shots (2.07), 13th in assists (2.50), 15th in free throw percentage (73.3) ... has played all 40 minutes in five games and at least 35 minutes 22 times this season ... at least three blocked shots in eight games.

### 2004-05 Honors

- ESPN.com National Player of the Year
- USBWA First Team All-America
- NABC First Team All-America
- Wooden Award Finalist
- Naismith Award Finalist
- Mountain West Conference Player of the Year
- Mountain West Conference All-Tournament Team
- USBWA District 8 Player of the Year
- NABC First Team All-District 13
- MWC Player of the Week Five Times
- Great Alaska Shootout All-Tournament Team

### Season Highlights

Career-high 33 points, 16 rebounds and a career-high tying five rebounds in 39 minutes against Colorado State (Feb. 12) ... shot 17-for-19 from the free throw line and 8-for-14 from the field versus the Rams ... two nights later had his second career 30-point game with 31 points (11-16 FG, 9-11 FT), 13 boards and four assists in 40 minutes against Wyoming (Feb. 14) ... one of only nine 20-20 games in the nation this season with a career-high 20 rebounds and 24 points (11-14 FG, 2-2 FT) versus New Mexico (Jan. 22) ... 26 points (8-13, 1-2 3FG, 9-12 FT), 13 rebounds and three steals in 38 minutes against BYU (Feb. 26) ... 25 points (9-17, 7-10 FT), 12 rebounds in MWC Tournament semifinal win over UNLV (March 11) ... had 23 points (8-8 FG, 7-10 FT), 12 rebounds, a season-high four assists and four blocked shots in 40 minutes against No. 22 Washington in the Great Alaska Shootout ... 21 points (10-16, 1-2 3FG) and 17 rebounds in MWC Tournament quarterfinal win over Colorado State (Mar. 10) ... 20 points (8-10 FG, 2-4 3FG, 2-2 FT), 10 boards and three assists at No. 15 Arizona ... 25 points and 15 rebounds against Colorado ... four nights later had 24 points and 17 rebounds versus LSU ... career-high five blocked shots and a season-best four assists against BYU (Jan. 31) ... also had four assists against High Point, Utah State, Whitworth and UNLV (Jan. 10).

### Personal

Andrew Michael Bogut is of Croatian descent ... son of Michael and Anne Susan Bogut ... undecided on a major ... born Nov. 28, 1984.

### 2004-05 Game-By-Game

Opponent	MP	FG	3P	FT	R	A	B	S	TP
STONY BROOK	^ 31	7-13	0-0	2-4	10	3	3	2	16
Washington (1)	^ 40	8-8	0-0	7-10	12	4	4	1	23
High Point (1)	^ 33	6-14	0-0	4-5	11	4	1	1	16
Furman (1)	^ 38	6-10	0-1	7-9	7	1	1	1	19
SOUTHERN UTAH	^ 22	7-10	0-0	1-2	14	2	3	0	15
at Utah State	^ 37	6-10	0-0	3-4	9	4	2	1	15
MONTANA-WESTERN	^ 26	4-9	0-1	2-2	6	3	3	2	10
at Arizona	^ 36	8-10	2-4	2-2	10	3	0	1	20
NO. COLORADO	^ 29	9-11	0-0	6-6	11	1	2	2	24
COPPIN STATE	^ 30	12-19	0-0	4-7	14	1	2	4	28
at Cal Poly	^ 37	9-16	0-0	5-8	12	3	2	0	23
WEBER STATE	^ 37	10-18	0-0	2-2	17	3	2	3	22
COLORADO	^ 32	9-15	0-0	7-10	15	0	1	1	25
LSU	^ 40	10-15	0-1	4-7	17	0	0	1	24
WHITWORTH	^ 18	10-13	0-0	3-4	8	4	0	0	23
*UNLV	^ 35	5-8	0-0	0-0	15	4	1	0	10
*at Wyoming	^ 23	5-6	1-1	1-2	8	2	1	1	12
*at Colorado State	^ 35	10-21	0-1	5-9	18	2	1	2	25
*NEW MEXICO	^ 36	11-14	0-0	2-2	20	0	3	0	24
*AIR FORCE	^ 40	11-12	0-0	3-6	9	3	1	0	25
*at Brigham Young	^ 37	7-10	0-0	6-8	9	4	5	1	20
*at San Diego State	^ 39	7-8	0-0	1-1	13	2	1	1	15
*at UNLV	^ 40	6-12	0-0	2-4	4	3	2	0	14
*COLORADO STATE	^ 39	8-14	0-0	17-19	16	3	5	2	33
*WYOMING	^ 40	11-16	0-0	9-11	13	4	1	1	31
*at Air Force	^ 37	9-12	0-0	5-8	9	1	2	0	23
*at New Mexico	^ 35	7-17	0-2	1-2	13	2	2	0	15
*BRIGHAM YOUNG	^ 38	8-13	1-2	9-12	13	0	1	3	26
*SAN DIEGO STATE	^ 39	7-12	1-1	5-6	15	4	3	1	20
vs. Colorado State (2)	^ 35	10-16	1-2	0-0	17	0	1	0	21
vs. UNLV (2)	^ 33	9-17	0-2	7-10	12	2	1	0	25
vs. New Mexico (2)	^ 37	8-15	1-2	2-2	16	1	2	1	19

^Starter CAPS Home Game \*Conference Game (1) Great Alaska Shootout (2) MWC Tournament

### Career Stats

30-Point Games: 2  
 20-Point Games: 23  
 10-Point Games: 54  
 20-Rebound Games: 1  
 10-Rebound Games: 40  
 20-20 Games: 1  
 Double-Doubles: 37

### Season Stats

30-Point Games: 2  
 20-Point Games: 20  
 10-Point Games: 32  
 20-Rebound Games: 1  
 10-Rebound Games: 23  
 20-20 Games: 1  
 Double-Doubles: 23

### Career/Season Highs

	Career	Season
Points	33 vs. Colorado State (2/12/05)	Same
Rebounds	20 vs. New Mexico (1/22/05)	Same
FG	12 vs. Coppin State (12/20/04)	Same
FG Att	21 vs. Colorado State (1/17/05)	Same
3-Pt. FG	2 vs. Arizona (12/11/04)	Same
3-Pt. FG Att	4 vs. Arizona (12/11/04)	Same
FT	17 vs. Colorado State (2/12/05)	Same
FT Att	19 vs. Colorado State (2/12/05)	Same
Assists	5, Five Times	4, Seven Times
Blocked Shots	5, Four Times	5, Two Times
Steals	3 vs. Weber State (12/28/04)	Same
Minutes	40, Five Times	Same

### Bogut's Career Statistics

Season	G-GS	Min-Avg	FG-FGA	Pct	3P-3PA	Pct	FT-FTA	Pct	Off-Def	Reb-Avg	PF-D	AT	TO	BL	ST	Pts-Avg
2003-04	33-33	1002-30.4	168-291	.577	4-11	.364	71-111	.640	106-220	326-9.9	80-2	73	87	44	14	411-12.5
2004-05	32-32	1104-34.5	260-414	.628	7-20	.350	134-184	.728	116-277	393-12.3	70-1	74	84	59	33	661-20.7
<b>Totals</b>	<b>65-65</b>	<b>2106-32.4</b>	<b>428-705</b>	<b>.607</b>	<b>11-97</b>	<b>.355</b>	<b>205-395</b>	<b>.695</b>	<b>222-497</b>	<b>719-11.1</b>	<b>150-3</b>	<b>147</b>	<b>171</b>	<b>103</b>	<b>47</b>	<b>1072-16.5</b>



# Jermaine Calvin

# 3

**Guard • 5-9 • 177**  
**Freshman • HS**  
**Tempe, Ariz. (McClintock HS)**

### Fast Facts

Calvin is in his first year with the Utes as a back-up point guard ... sees the floor and passes the ball well ... possesses great athleticism and quickness.

### Streaks & Numbers

Has appeared in 26 of the 22 games this season, averaging 9.5 minutes per game ... two starts ... played at least 20 minutes four times and over 10 minutes in 11 games.

### Season Highlights

First career start against BYU (Feb. 26) while Tim Drisdorn was injured ... tied a career-high with three steals against the Cougars while dishing out three assists and scoring two points in 23 minutes ... also started against San Diego State (Mar. 5) ... established his career-high of five assists (no turnovers) in 19 minutes against Montana-Western ... also had four points (1-3 FG, 2-2 FT) and four rebounds against the Bulldogs ... five assists (one turnover) and three points in a career-high 26 minutes against Coppin State ... career highs of five assists and three steals in 24 minutes at Cal Poly ... scored a personal-best eight points (1-3 FG, 6-8 FT) in 21 minutes against Northern Colorado ... also had three assists and four rebounds versus UNC ... career-high seven rebounds in 19 minutes against Wyoming (Jan. 15).

### Personal

Jermaine Monsignor Calvin is the son of Willie and Reatha Calvin ... born Sept. 27, 1985 in Bronx, N.Y. ... has three brothers (Mike, Chris, Damon) and two sisters (Kristen, Krystal) ... undecided on a major.

### 2004-05 Game-By-Game

Opponent	MP	FG	3P	FT	R	A	T	S	TP
STONY BROOK		DNP							
Washington (1)		DNP							
Furman (1)		DNP							
High Point (1)		DNP							
SOUTHERN UTAH	5	1-1	0-0	0-1	3	1	0	0	2
at Utah State	12	0-2	0-1	0-0	0	0	4	0	0
MONTANA-WESTERN	19	1-3	0-0	2-2	4	5	0	2	4
at Arizona	1	0-0	0-2	0-0	1	0	0	0	0
NO. COLORADO	21	1-3	0-0	6-8	4	3	3	0	8
COPPIN STATE	26	1-2	0-0	1-2	1	5	1	1	3
at Cal Poly	24	0-0	0-0	0-0	1	5	4	3	0
WEBER STATE	17	0-1	0-0	0-1	1	2	2	1	0
COLORADO	7	0-1	0-0	0-0	2	0	1	0	0
LSU	8	1-2	0-1	0-0	2	0	1	0	2
WHITWORTH	16	0-1	0-0	0-2	3	1	4	0	0
*UNLV	6	0-1	0-0	0-0	0	1	1	0	0
*at Wyoming	19	0-2	0-0	2-2	7	1	0	0	2
*at Colorado State	3	0-0	0-0	0-0	0	1	0	0	0
*NEW MEXICO	1	0-0	0-0	0-0	0	0	0	0	0
*AIR FORCE	1	0-0	0-0	0-0	0	0	0	0	0
*at Brigham Young	2	0-0	0-0	0-0	0	0	0	0	0
*at San Diego State	2	0-1	0-0	0-0	0	0	0	0	0
*at UNLV		DNP							
*COLORADO STATE	1	0-0	0-0	0-0	0	0	0	0	0
*WYOMING		DNP							
*at Air Force	1	0-0	0-0	0-0	0	0	0	0	0
*at New Mexico	12	0-2	0-0	0-0	1	2	0	0	0
*BRIGHAM YOUNG	^ 23	1-3	0-1	0-1	0	3	2	3	2
*SAN DIEGO STATE	^ 5	0-0	0-0	1-2	0	0	0	0	1
vs. Colorado State (2)	2	0-0	0-0	1-3	0	0	0	0	1
vs. UNLV (2)	11	0-1	0-0	0-0	2	2	1	0	0
vs. New Mexico (2)	2	0-0	0-0	0-0	0	0	0	0	0

\*Starter CAPS Home Game \*Conference Game (1) Great Alaska Shootout (2) MWC Tournament

### Career Stats


10-Point Games: 0  
 10-Rebound Games: 0  
 5-Assist Games: 1  
 Double-Doubles: 0

### Career Highs

Points ..... 8 vs. No. Colorado (12/17/04)  
 Rebounds ..... 7 vs. Wyoming (1/15/05)  
 FG ..... 1, Six Times  
 FG Att ..... 3, Three Times  
 3-Pt. FG ..... None  
 3-Pt. FG Att. .... 1, Three Times  
 FT ..... 6 vs. No. Colorado (12/17/04)  
 FT Att. .... 8 vs. No. Colorado (12/17/04)  
 Assists ..... 5, Three Times  
 Blocked Shots ... 1 vs. Utah State (12/4/05)  
 Steals ..... 3, Two Times  
 Minutes ..... 26 vs. Coppin State (12/20/04)

## Calvin's Career Statistics

Season	G-GS	Min-Avg	FG-FGA	Pct	3P-3PA	Pct	FT-FTA	Pct	Off-Def	Reb-Avg	PF-D	AT	TO	BL	ST	Pts-Avg
2004-05	26-2	247-9.5	6-26	.231	0-3	.000	13-24	.542	8-23	.0-1.2	17-0	32	24	1	9	25-1.0



# Richard Chaney

# 13

**Guard/Forward • 6-4 • 195**  
**Junior • 2L**  
**Los Angeles, Calif. (Verbum Dei HS)**

### Fast Facts

Chaney was the returning starter at small forward this season ... started 10 of the first 11 games before missing seven games with two broken bones in his left hand ... suffered the injury in practice on Dec. 27 ... has made five starts since returning from the injury ... plays both wing positions ... runs the floor well and can score in a variety of ways ... last name pronounced CHAY-nee.

### Streaks & Numbers

Has appeared in 25 games with 15 starts, averaging 23.6 minutes per game ... ranked 26th in the NCAA in free throw percentage (86.4) as of March 8 ... ranks first in the MWC in free throw percentage (86.4) ... in league games only ranked first in free throw percentage (89.7) ... fourth on the team in scoring average (9.2 ppg) ... scored in double figures six of the first 11 games before missing the next seven games with a broken left hand ... has appeared in the last 14 games, scoring in double figures three times ... played at least 30 minutes in eight games this season ... perfect at the free throw line in 10 games.

### Season Highlights

Season-best 21 points and a career-high four assists (one turnover) at Cal Poly ... shot 7-for-9 from the field, 2-for-2 from beyond the arc and 5-for-5 at the line in 36 minutes ... 20 points (8-10 FG, 4-5 FT), four rebounds, a career-high tying three steals and three assists in 21 minutes against Montana-Western ... 19 points (5-8 FG, 3-5 3FG, 6-6 FT) and a season-best six rebounds in 31 minutes versus Southern Utah ... 14 points (5-11 FG, 3-4 FT), four rebounds and two steals in 35 minutes at No. 15 Arizona ... best scoring game in conference play with 12 points (4-6 FG, 4-4 FT) in 18 minutes against Wyoming (Feb. 14) ... 11 points (4-6 FG, 3-3 FT) in 19 minutes at San Diego State (Feb. 5) ... season-high tying six rebounds at UNLV (Feb. 7).

### Personal

Richard Darrel Chaney Jr. is the son of Richard Sr. and Esther Chaney ... has an older sister Selina ... distant cousin to Don Chaney, former head coach of the New York Knicks ... born Jan. 23, 1984 in Long Beach, Calif. ... majoring in sociology/criminology.

### 2004-05 Game-By-Game

Opponent	MP	FG	3P	FT	R	A	B	S	TP
STONY BROOK	^ 30	2-13	1-4	4-6	3	3	0	1	9
Washington (1)	^ 31	2-6	0-0	1-2	3	0	0	1	5
High Point (1)	^ 19	1-4	0-0	1-2	1	0	0	0	3
Furman (1)	^ 24	4-5	0-0	2-2	2	0	0	0	10
SOUTHERN UTAH	^ 31	5-8	3-5	6-6	6	0	1	0	19
at Utah State	^ 30	3-8	0-2	3-3	2	3	0	3	9
MONTANA-WESTERN	^ 21	8-10	0-0	4-5	4	3	0	3	20
at Arizona	^ 35	5-11	1-5	3-4	4	1	0	2	14
NO. COLORADO	18	4-10	2-3	0-0	0	1	0	0	10
COPPIN STATE	^ 24	2-8	0-2	2-2	2	2	2	0	6
at Cal Poly	^ 36	7-9	2-2	5-5	3	4	0	0	21
WEBER STATE	INJ								
COLORADO	INJ								
LSU	INJ								
WHITWORTH	INJ								
*UNLV	INJ								
*at Wyoming	INJ								
*at Colorado State	INJ								
*NEW MEXICO	17	2-4	0-1	3-4	1	1	0	1	7
*AIR FORCE	20	3-3	0-0	0-0	0	0	0	0	6
*at Brigham Young	14	2-4	0-0	3-3	2	1	0	0	7
*at San Diego State	19	4-6	0-1	3-3	0	1	0	0	11
*at UNLV	18	0-0	0-0	0-0	6	3	0	0	0
*COLORADO STATE	^ 23	1-3	0-1	4-4	1	2	0	2	6
*WYOMING	18	4-6	0-1	4-4	1	1	0	1	12
*at Air Force	30	1-3	0-0	4-5	4	1	0	2	6
*at New Mexico	^ 23	1-4	0-2	2-2	1	2	0	1	4
*BRIGHAM YOUNG	^ 30	3-7	1-1	3-4	3	2	1	0	10
*SAN DIEGO STATE	^ 28	4-6	0-1	0-0	3	1	0	0	8
vs. Colorado State (2)	^ 20	1-3	0-0	0-0	2	1	0	1	2
vs. UNLV (2)	20	0-3	0-0	0-0	2	1	0	1	0
vs. New Mexico (2)	10	0-3	0-2	0-0	0	0	0	0	0

^Starter CAPS Home Game \*Conference Game (1) Great Alaska Shootout (2) MWC Tournament

### Career Stats

20-Point Games: 5  
 10-Point Games: 28  
 10-Rebound Games: 0  
 Double-Doubles: 0

### Season Stats

20-Point Games: 2  
 10-Point Games: 9  
 10-Rebound Games: 0  
 Double-Doubles: 0

### Career/Season Highs

	Career	Season
Points	27 vs. Pepperdine (1/5/04)	21 vs. Cal Poly (12/22/04)
Rebounds	8 vs. San Diego State (3/11/04)	6, Two Times
FG	10 vs. Pepperdine (1/5/04)	8 vs. Mont.-Western (12/8/04)
FG Att	16 vs. Pepperdine (1/5/04)	11 vs. Arizona (12/11/04)
3-Pt. FG	5 vs. Pepperdine (1/5/04)	3 vs. Southern Utah (11/30/04)
3-Pt. FG Att.	7, Two Times	5 vs. Southern Utah (11/30/04)
FT	6 vs. Southern Utah (11/30/04)	Same
FT Att.	6, Two Times	Same
Assists	4 vs. Cal Poly (12/22/04)	Same
Blocked Shots	3, Two Times	2 vs. Coppin State (12/20/04)
Steals	3, Four Times	3, Two Times
Minutes	36, Two Times	36 vs. Cal Poly (12/22/04)

## Chaney's Career Statistics

Season	G-GS	Min-Avg	FG-FGA	Pct	3P-3PA	Pct	FT-FTA	Pct	Off-Def	Reb-Avg	PF-D	AT	TO	BL	ST	Pts-Avg
2002-03	33-2	606-18.4	69-158	.437	20-60	.333	20-43	.465	40-76	116-3.5	57-2	25	29	12	14	178-5.4
2003-04	33-31	899-27.2	121-245	.494	34-82	.415	37-45	.822	49-88	137-4.2	57-0	34	41	18	17	313-9.5
2004-05	25-15	589-23.6	69-147	.469	10-33	.303	57-66	.864	18-38	56-2.2	39-0	34	28	4	19	205-8.2
<b>Totals</b>	<b>91-48</b>	<b>2094-23.0</b>	<b>259-550</b>	<b>.471</b>	<b>64-175</b>	<b>.366</b>	<b>114-154</b>	<b>.740</b>	<b>107-202</b>	<b>309-3.4</b>	<b>153-2</b>	<b>93</b>	<b>98</b>	<b>34</b>	<b>50</b>	<b>696-7.6</b>



# Tim Drisdom

# 11

**Guard • 6-3 • 203**  
**Sophomore • 2L**  
**Artesia, Calif. (Calvary Chapel HS)**

### Fast Facts

Drisdom has been the regular starter at point guard the last three seasons ... can also play the two guard position ... possesses an excellent feel for the game and passing the ball ... fine shooter with three-point range and has worked to become a solid defender.

### Streaks & Numbers

Has played in 31 games while starting 26 this season ... played in all three MWC Tournament games and started the last two ... did not start the last three regular season games and missed the BYU game on Feb. 26 entirely with a pulled right quadriceps ... originally suffered the injury against BYU on Jan. 31 ... played at least 30 minutes in 14 games ... ranks sixth in the Mountain West in assists (3.26 apg), first in assist/turnover ratio (2.15) ... in conference games only, ranked ninth in assists (2.92 apg) ... perfect at the free throw line in nine games.

### Season Highlights

Scored a season-best 16 points against Colorado ... shot 5-for-9 from the field, 4-for-6 from three-point range and 2-for-2 at the line in 31 minutes ... eight assists (just one turnover) to tie his career high against New Mexico (Jan. 22) ... 14 points in an excellent shooting performance (4-5 FG, 4-4 3FG, 2-2 FT), four assists and four steals in a season-high 37 minutes at Colorado State (Jan. 17) ... 13 points (4-5 FG, 1-2 3FG, 4-5 FT) in 27 minutes at Wyoming (Jan. 15) ... 11 points (4-6 FG, 1-3 3FG, 2-3 FT) at BYU (Jan. 31) ... seven assists and seven points in 32 minutes against No. 22 Washington in the Great Alaska Shootout ... seven assists (one turnover) against Southern Utah ... career-high five steals, six assists and nine points at Cal Poly.

### Personal

Timothy Lee Drisdom is the son of Carey and Teri Drisdom ... born on March 21, 1984 ... has one older brother (Carey) and two younger brothers (Christopher and Terrence) ... pre-music major ... plays the piano and the drums, and also sings.

### 2004-05 Game-By-Game

Opponent	MP	FG	3P	FT	R	A	T	S	TP
STONY BROOK	^ 35	1-2	0-1	2-2	3	4	3	0	4
Washington (1)	32	1-3	0-1	5-6	0	7	3	2	7
High Point (1)	^ 36	2-4	1-2	4-4	3	5	1	3	9
Furman (1)	^ 24	1-2	0-0	0-0	3	2	3	0	2
SOUTHERN UTAH	^ 24	0-0	0-0	0-0	3	7	1	1	0
at Utah State	^ 30	0-1	0-0	0-0	0	1	1	1	0
MONTANA-WESTERN	^ 24	3-5	2-3	0-0	1	2	1	2	8
at Arizona	^ 27	0-3	0-2	0-0	1	3	0	0	0
NO. COLORADO	^ 19	0-4	0-3	0-0	3	3	1	0	0
COPPIN STATE	^ 18	0-3	0-2	2-2	3	4	1	1	2
at Cal Poly	^ 28	2-4	1-2	4-4	1	6	4	5	9
WEBER STATE	^ 26	1-3	1-1	0-0	2	0	1	1	3
COLORADO	^ 31	5-9	4-6	2-2	2	3	1	0	16
LSU	^ 36	2-6	1-4	0-2	3	3	2	0	5
WHITWORTH	^ 25	2-3	1-2	0-0	3	2	0	0	5
*UNLV	^ 34	2-4	1-1	3-4	2	4	1	2	8
*at Wyoming	^ 27	4-5	1-2	4-5	2	2	0	1	13
*at Colorado State	^ 37	4-5	4-4	2-2	3	4	2	4	14
*NEW MEXICO	^ 35	0-2	0-1	2-2	2	8	1	1	4
*AIR FORCE	^ 37	1-2	1-2	2-2	4	4	5	2	5
*at Brigham Young	^ 30	4-6	1-3	2-3	2	2	2	1	11
*at San Diego State	^ 36	0-4	0-2	1-2	0	2	2	0	1
*at UNLV	^ 27	1-4	1-3	0-0	1	4	1	0	3
*COLORADO STATE	30	0-1	0-0	0-0	3	3	0	1	0
*WYOMING	^ 28	0-3	0-1	2-4	0	1	0	0	2
*at Air Force	^ 9	0-1	0-0	0-0	0	0	1	2	0
*at New Mexico	29	3-7	2-5	0-0	4	2	0	0	8
*BRIGHAM YOUNG		INJ							
*SAN DIEGO STATE	13	0-1	0-1	0-0	0	2	2	0	0
vs. Colorado State (2)	22	0-3	0-1	3-4	5	4	0	0	3
vs. UNLV (2)	^ 26	0-1	0-1	2-2	3	2	3	2	2
vs. New Mexico (2)	^ 38	3-9	3-7	0-0	5	5	2	1	9

\*Starter CAPS Home Game \*Conference Game (1) Great Alaska Shootout (2) MWC Tournament

### Career Stats

20-Point Games: 1  
 10-Point Games: 13  
 10-Rebound Games: 1  
 5-Assist Games: 22  
 Double-Doubles: 1

### Season Stats

20-Point Games: 0  
 10-Point Games: 4  
 10-Rebound Games: 0  
 5-Assist Games: 6  
 Double-Doubles: 0

### Career/Season Highs

	Career	Season
Points	24 vs. Colorado State (2/14/04)	16 vs. Colorado (12/30/04)
Rebounds	10 vs. Ripon (1/14/03)	5, Two Times
FG	6 vs. Colorado State (2/14/04)	5 vs. Colorado (12/30/04)
FG Att	10, Two Times	9 vs. Colorado (12/30/04)
3-Pt. FG	4, Three Times	4, Two Times
3-Pt. FG Att.	8 vs. Northern Iowa (12/14/02)	7 vs. New Mexico (3/12/05)
FT	8 vs. Colorado State (2/14/04)	5 vs. Washington (11/25/04)
FT Att.	8 vs. Colorado State (2/14/04)	6 vs. Washington (11/25/04)
Assists	8, Three Times	8 vs. New Mexico (1/22/05)
Blocked Shots	1, Four Times	None
Steals	5 vs. Cal Poly (12/22/04)	Same
Minutes	38, Two Times	38 vs. New Mexico (3/12/05)

## Drisdom's Career Statistics

Season	G-GS	Min-Avg	FG-FGA	Pct	3P-3PA	Pct	FT-FTA	Pct	Off-Def	Reb-Avg	PF-D	AT	TO	BL	ST	Pts-Avg
2002-03	33-33	706-21.4	47-115	.409	25-59	.424	34-42	.810	11-90	101-3.1	72-5	101	70	2	24	153-4.6
2003-04	33-32	949-28.8	56-133	.421	18-53	.340	71-90	.789	10-113	123-3.7	78-0	120	97	3	35	201-6.1
2004-05	31-26	873-28.2	42-110	.382	25-63	.397	42-52	.808	7-60	67-2.2	69-1	101	47	0	33	151-4.9
<b>Totals</b>	<b>97-91</b>	<b>2528-26.1</b>	<b>145-358</b>	<b>.405</b>	<b>68-175</b>	<b>.389</b>	<b>147-184</b>	<b>.799</b>	<b>28-263</b>	<b>291-3.0</b>	<b>219-6</b>	<b>322</b>	<b>214</b>	<b>5</b>	<b>92</b>	<b>505-5.2</b>



# Chris Grant

# 15

**Guard • 6-2 • 192**  
**Freshman • HS**  
**Salt Lake City (East HS)**

### Fast Facts

Non-scholarship player in his first season with the Utes ... hard worker who joined the team after tryouts this fall ... plays primarily at the two guard position ... honorable mention all-state in Class 4A in 2001 as a senior at East High School ... in his first year attending the U. after serving a two-year LDS Church mission to the West Indies.

### Streaks & Numbers

Has appeared in 17 games with one start this season, avering 3.5 minutes ... had played at least 10 minutes in two games ... scored in five games.

### Season Highlights

Career-high six points (1-3 FG, 4-5 FT), a rebound and a steal in a career-high 16 minutes against Whitworth ... career highs of three rebounds, three assists and three steals to go with three points in 12 minutes against Montana-Western ... three points while making his only three-point field goal at Wyoming (Jan. 15) ... made a three-pointer and had a rebound at Colorado State (Jan. 17).

### Personal

Christopher Randal Grant is the son of Randal and Ann Grant ... born Feb. 1, 1983 ... grandfather Fred Weidner played at Utah 1946-49 and was on the 1947 NIT championship team ... has two older brothers and one older sister ... undecided on a major.

### 2004-05 Game-By-Game

Opponent	MP	FG	3P	FT	R	A	T	S	TP
STONY BROOK		DNP							
Washington (1)		DNP							
High Point (1)		DNP							
Furman (1)		DNP							
SOUTHERN UTAH	3	1-1	0-0	0-0	0	0	1	0	2
at Utah State		DNP							
MONTANA-WESTERN	12	1-4	0-1	1-2	3	3	2	3	3
at Arizona		DNP							
NO. COLORADO	4	0-0	0-0	0-0	1	0	1	0	0
COPPIN STATE	1	0-0	0-0	0-0	0	0	0	0	0
at Cal Poly		DNP							
WEBER STATE		DNP							
COLORADO	2	0-0	0-0	0-0	0	0	0	0	0
LSU		DNP							
WHITWORTH	16	1-3	0-0	4-5	1	0	2	1	6
*UNLV	^ 5	0-0	0-0	0-0	0	0	1	0	0
*at Wyoming	3	1-2	1-1	0-0	0	0	1	0	3
*at Colorado State	1	1-1	1-1	0-0	1	0	0	0	3
*NEW MEXICO	1	0-0	0-0	0-0	0	0	0	0	0
*AIR FORCE	1	0-0	0-0	0-0	0	0	0	0	0
*at Brigham Young	1	0-0	0-0	0-0	0	0	1	0	0
*at San Diego State	1	0-0	0-0	0-0	0	0	0	0	0
*at UNLV		DNP							
*COLORADO STATE	3	0-1	0-0	0-0	1	0	0	0	0
*WYOMING		DNP							
*at Air Force	4	0-0	0-0	0-0	0	1	1	0	0
*at New Mexico		DNP							
*BRIGHAM YOUNG		DNP							
*SAN DIEGO STATE	1	0-0	0-0	0-0	0	0	0	0	0
vs. Colorado State (2)	1	0-0	0-0	0-0	0-0	1	0	0	0
vs. UNLV (2)		DNP							
vs. New Mexico (2)		DNP							

^ Starter CAPS Home Game \*Conference Game (1) Great Alaska Shootout (2) MWC Tournament

### Career Stats


10-Point Games: 0  
 10-Rebound Games: 0  
 Double-Doubles: 0

### Career Highs

Points ..... 6 vs. Whitworth (1/5/05)  
 Rebounds ..... 3 vs. Mont.-Western (12/8/04)  
 FG ..... 1, Five Times  
 FG Att ..... 4 vs. Mont.-Western (12/8/04)  
 3-Pt. FG ..... 1, Two Times  
 3-Pt. FG Att. .... 1, Three Times  
 FT ..... 4 vs. Whitworth (1/5/05)  
 FT Att. .... 5 vs. Whitworth (1/5/05)  
 Assists ..... 3 vs. Mont.-Western (12/8/04)  
 Blocked Shots ... None  
 Steals ..... 3 vs. Mont.-Western (12/8/04)  
 Minutes ..... 16 vs. Whitworth (1/5/05)

### Grant's Career Statistics

Season	G-GS	Min-Avg	FG-FGA	Pct	3P-3PA	Pct	FT-FTA	Pct	Off-Def	Reb-Avg	PF-D	AT	TO	BL	ST	Pts-Avg
2004-05	17-1	60-3.5	5-12	.417	2-3	.667	5-7	.714	3-5	8	0.5	4	10	0	4	17-1.0



# Justin Hawkins

# 5

**Forward • 6-5 • 220**  
**Sophomore • 1L**  
**Anaheim, Calif. (Mayfair HS)**

### Fast Facts

Hawkins is has taken over as the starter at power forward this season ... a versatile and athletic player who has a nice feel for the game ... can guard three positions defensively.

### Streaks & Numbers

Has played in 30 games and made 24 starts this season ... missed two games due to a sore back before the start of conference play ... averaging 24.1 minutes per game ... ranks 20th in the Mountain West Conference in rebounding (3.8 rpg) and 12th in field goal percentage (49.5) ... in league games ranked 17th in rebounding (3.9 rpg) ... has played at least 30 minutes in five games ... at least five rebounds in 11 games and at least three assists in seven games.

### 2004-05 Honors

- Honorable Mention All-Mountain West Conference

### Season Highlights

Career-high 21 points (10-12 FG, 1-1 3FG) and four rebounds in 30 minutes against BYU (Feb. 26) ... 19 points (8-13 FG) and six rebounds in 21 minutes at Cal Poly ... had 18 points (7-15 FG, 4-6 FT) and five rebounds in a career-high 38 minutes against No. 22 Washington in the Great Alaska Shootout ... 18 points (8-10 FG, 2-5 FT) and a season-best eight rebounds in 34 minutes versus San Diego State (Mar. 5) ... 15 points (7-13 FG, 1-1 FT) and a season-high eight rebounds in 29 minutes at San Diego State (Feb. 5) ... also had eight rebounds against High Point and Wyoming (Feb. 14) ... career-high six assists and no turnovers against Northern Colorado ... had 14 points (3-5 FG, 8-11 FT) in MWC quarterfinals win over UNLV (Mar. 11) ... 12 points (4-9 FG, 4-6 FT), six rebounds and three assists in 37 minutes at UNLV (Feb. 7) ... 11 points (5-6 FG, 1-1 FT) versus New Mexico (Jan. 22).

### Personal

Justin Dwain Hawkins is the son of Dwain and Yolanda Hawkins ... sociology major ... wants to become a basketball coach at the high school or college level ... enjoys playing video games and watching movies ... has a sister Jessica (16) and a brother Josh (11) ... born on May 18, 1985.

### 2004-05 Game-By-Game

Opponent	MP	FG	3P	FT	R	A	B	S	TP
STONY BROOK	^ 28	6-8	0-0	4-5	3	1	0	3	16
Washington (1)	^ 38	7-15	0-2	4-6	5	2	0	1	18
High Point (1)	^ 24	4-8	0-1	4-4	8	5	0	0	12
Furman (1)	^ 37	4-10	0-1	4-6	4	2	0	2	12
SOUTHERN UTAH	^ 29	3-8	0-1	0-1	5	3	0	0	6
at Utah State	^ 24	1-8	0-1	0-0	0	1	0	0	2
MONTANA-WESTERN	^ 16	5-6	0-0	1-1	6	2	0	0	11
at Arizona	^ 27	2-7	0-2	3-4	4	2	0	0	7
NO. COLORADO	^ 20	2-4	0-0	2-4	2	6	0	0	6
COPPIN STATE	^ 20	1-4	0-0	0-0	3	1	1	0	2
at Cal Poly	^ 21	8-13	0-2	3-8	6	1	0	0	19
WEBER STATE	^ 26	2-8	0-3	0-0	3	1	0	1	4
COLORADO	^ 13	1-4	0-0	0-0	1	0	0	0	2
LSU									
INJ									
WHITWORTH									
INJ									
*UNLV	12	2-4	0-1	0-0	3	0	0	1	4
*at Wyoming	1	0-1	0-0	0-0	0	0	0	0	0
*at Colorado State	13	0-0	0-0	0-0	0	1	0	0	0
*NEW MEXICO	25	5-6	0-0	1-1	2	3	1	1	11
*AIR FORCE	^ 26	1-3	0-0	0-0	1	0	0	1	2
*at Brigham Young	^ 23	4-4	0-0	1-1	4	1	0	0	9
*at San Diego State	^ 29	7-13	0-1	1-1	8	1	0	2	15
*at UNLV	^ 37	4-9	0-2	4-6	6	3	0	1	12
*COLORADO STATE	^ 24	3-7	0-0	2-6	3	0	0	3	8
*WYOMING	^ 19	2-6	0-0	1-2	8	0	0	1	5
*at Air Force	^ 29	1-2	0-0	5-10	5	4	0	1	7
*at New Mexico	^ 18	2-4	0-0	0-0	2	0	0	1	4
*BRIGHAM YOUNG	^ 30	10-12	1-1	0-0	4	1	0	0	21
*SAN DIEGO STATE	^ 34	8-10	0-0	2-5	8	1	0	1	18
vs. Colorado State (2)	^ 27	1-9	0-0	1-2	5	2	0	1	3
vs. UNLV (2)	^ 25	3-5	0-0	8-11	2	1	0	1	14
vs. New Mexico (2)	^ 29	1-4	0-0	0-0	4	3	0	0	2

\*Starter CAPS Home Game \*Conference Game (1) Great Alaska Shootout (2) MWC Tournament

### Career Stats

20-Point Games: 1  
 10-Point Games: 16  
 10-Rebound Games: 1  
 Double-Doubles: 0

### Season Stats

20-Point Games: 1  
 10-Point Games: 12  
 10-Rebound Games: 0  
 Double-Doubles: 0

### Career/Season Highs

	Career	Season
Points	21 vs. Brigham Young (2/26/05)	Same
Rebounds	10 vs. Pepperdine (1/5/04)	8, Four Times
FG	10 vs. Brigham Young (2/26/05)	Same
FG Att	15 vs. Washington (11/25/04)	Same
3-Pt. FG	1, Five Times	1 vs. Brigham Young (2/26/05)
3-Pt. FG Att.	3 vs. Weber State (12/28/04)	Same
FT	8, Two Times	8 vs. UNLV (3/11/05)
FT Att.	11 vs. UNLV (3/11/05)	11 vs. UNLV (3/11/05)
Assists	6 vs. No. Colorado (12/17/04)	Same
Blocked Shots	2 vs. Wyoming (2/16/04)	1, Two Times
Steals	4 vs. Georgia State (11/17/03)	3, Two Times
Minutes	38 vs. Washington (11/25/04)	Same

## Hawkins' Career Statistics

Season	G-GS	Min-Avg	FG-FGA	Pct	3P-3PA	Pct	FT-FTA	Pct	Off-Def	Reb-Avg	PF-D	AT	TO	BL	ST	Pts-Avg
2003-04	32-3	609-19.0	56-132	.424	5-21	.238	53-78	.679	32-69	101-3.2	91-3	28	46	7	16	170-5.3
2004-05	30-24	724-24.1	100-202	.495	1-18	.056	51-84	.607	47-68	115-3.8	67-1	49	52	2	22	252-8.4
<b>Totals</b>	<b>62-27</b>	<b>1333-21.5</b>	<b>156-334</b>	<b>.467</b>	<b>6-39</b>	<b>.154</b>	<b>104-162</b>	<b>.642</b>	<b>79-137</b>	<b>216-3.5</b>	<b>158-4</b>	<b>77</b>	<b>98</b>	<b>9</b>	<b>38</b>	<b>422-6.8</b>



# Casey Iverson

# 10

**Guard • 6-1 • 185**  
**Junior • TR**  
**Salt Lake City (Coll. of Eastern Utah)**

### Fast Facts

Iverson joined the Utes as a non-scholarship player this season ... played two years at the the junior college level ... spent the 2003-04 season at the College of Eastern Utah and his freshman season at Casper (Wyo.) College.

### Streaks & Numbers

Has played in 21 games with two starts this season ... averaging 5.8 minutes per game ... has played at least 10 minutes six times ... scored in seven games ... made 5-of-11 three-point attempts.

### Season Highlights

Set career highs with six points and four assists in 14 minutes against Montana-Western ... shot 3-for-4 from the field against the Bulldogs ... tied his career scoring high with six points, making both of his three-point attempts, in four minutes versus Coppin State ... five points (2-4 FG, 1-1 3FG) and two rebounds in six minutes against No. 22 Washington in the Great Alaska Shootout ... also had five points (2-3 FG, 1-1 3FG) in 13 minutes versus Weber State ... started and played 11 minutes without scoring against Colorado ... started and played a career-high 18 minutes against Whitworth, scoring two points (1-4 FG).

### Personal

Casey James Iverson is the son of Bob and Terri Iverson ... sisters are Amy (15) and Jen Wright (23) ... born May 12, 1983 ... plans to major in history with the career goal of becoming a high school teacher and coach.

### 2004-05 Game-By-Game

Opponent	MP	FG	3P	FT	R	A	T	S	TP
STONY BROOK		DNP							
Washington (1)	6	2-4	1-1	0-0	2	0	0	0	5
High Point (1)	9	1-2	0-0	0-2	0	1	0	0	2
Furman (1)	9	0-1	0-1	0-0	0	1	1	0	0
SOUTHERN UTAH	12	0-2	0-2	0-1	0	2	2	1	0
at Utah State	1	0-0	0-0	0-0	0	0	0	0	0
MONTANA-WESTERN	14	3-4	0-0	0-0	0	4	0	1	6
at Arizona		DNP							
NO. COLORADO	10	2-2	1-1	0-0	2	0	0	0	5
COPPIN STATE	4	2-2	2-2	0-0	0	0	0	0	6
at Cal Poly	3	0-0	0-0	0-0	0	0	0	0	0
WEBER STATE	13	2-3	1-1	0-1	1	1	1	0	5
COLORADO	^ 11	0-3	0-2	0-0	1	1	0	0	0
LSU		DNP							
WHITWORTH	^ 18	1-4	0-1	0-0	0	1	2	1	2
*UNLV	1	0-0	0-0	0-0	0	0	0	0	0
*at Wyoming	3	0-0	0-0	0-0	0	0	0	0	0
*at Colorado State	1	0-0	0-0	0-0	0	0	0	0	0
*NEW MEXICO	1	0-0	0-0	0-0	0	0	0	0	0
*AIR FORCE	1	0-0	0-0	0-0	0	0	0	0	0
*at Brigham Young	1	0-0	0-0	0-0	0	0	0	0	0
*at San Diego State	1	0-0	0-0	0-0	0	0	0	0	0
*at UNLV		DNP							
*COLORADO STATE	1	0-0	0-0	0-0	0	0	0	0	0
*WYOMING		DNP							
*at Air Force		DNP							
*at New Mexico		DNP							
*BRIGHAM YOUNG		DNP							
*SAN DIEGO STATE	1	0-0	0-0	0-0	0	0	0	0	0
vs. Colorado State (2)		DNP							
vs. UNLV (2)		DNP							
vs. New Mexico (2)		DNP							

^ Starter CAPS Home Game \*Conference Game (1) Great Alaska Shootout (2) MWC Tournament

### Career Stats

10-Point Games: 0  
 5-Assist Games: 0

### Career Highs

Points ..... 6, Two Times  
 Rebounds ..... 2, Two Times  
 FG ..... 3 vs. Mont.-Western (12/8/04)  
 FG Att ..... 4, Two Times  
 3-Pt. FG ..... 2 vs. Coppin State (12/20/04)  
 3-Pt. FG Att. .... 2, Three Times  
 FT ..... None  
 FT Att. .... 2 vs. High Point (11/26/04)  
 Assists ..... 4 vs. Mont.-Western (12/8/04)  
 Blocked Shots ... None  
 Steals ..... 1, Three Times  
 Minutes ..... 18 vs. Whitworth (1/5/05)

### Iverson's Career Statistics

Season	G-GS	Min-Avg	FG-FGA	Pct	3P-3PA	Pct	FT-FTA	Pct	Off-Def	Reb-Avg	PF-D	AT	TO	BL	ST	Pts-Avg
2004-05	21-2	121-5.8	13-27	.481	5-11	.455	0-4	.000	3-3	6-0.3	12-0	11	9	0	3	31-1.5



# Chris Jackson

# 30

**Center • 6-11 • 245**  
**Junior • 2L**  
**Los Alamos, N.M. (Los Alamos HS)**

### Fast Facts

Jackson returned this season after missing the final 10 games in 2003-04 due to back surgery in late February ... became the starter at center during the middle of this season ... since then has continued to see spot duty off the bench as he had the past two years ... runs the floor well and has nice size ... good hands and a nice shooting touch.

### Streaks & Numbers

Started eight games from Dec. 30-Jan. 31 ... has played in 27 games, averaging 10.1 minutes per game ... has the highest field goal percentage on the team (70.6) ... played at least 20 minutes four times and 10 minutes 10 times ... five rebounds or more in three games.

### 2004-05 Honors

- Fall Semester Dean's List

### Season Highlights

Established a season high with eight points against Southern Utah, hitting 4-of-6 shots, and had two blocked shots in 20 minutes ... also had a season-high eight points (4-6 FG), five rebounds and two steals in a career-best 32 minutes at Wyoming (Jan. 15) ... season-best six rebounds and four points (2-4 FG) in 14 minutes against UNLV (Jan. 10) ... seven points (2-2 FG, 3-4 FT) and five rebounds in 29 minutes versus Whitworth ... career-high two assists against both Colorado and LSU ... a pair of blocked shots versus Weber State.

### Personal

Joseph Christopher Jackson is the son of Joe and Karla Jackson ... born Sept. 13, 1982 in Pittsburgh, Pa. ... both sets of grandparents live in the Salt Lake City metro area ... has an older brother (Matt), a younger sister (Melissa) and two younger brothers (Austin and Colton) ... chemical and fuels engineering major.

### 2004-05 Game-By-Game

Opponent	MP	FG	3P	FT	R	A	B	S	TP
STONY BROOK	4	0-0	0-0	0-0	0	0	0	0	0
Washington (1)		DNP							
High Point (1)	6	0-0	0-0	0-0	0	0	1	0	0
Furman (1)	2	0-0	0-0	0-0	1	0	0	0	0
SOUTHERN UTAH	20	4-6	0-0	0-0	3	0	2	1	8
at Utah State	8	0-0	0-0	0-0	0	0	0	0	0
MONTANA-WESTERN	4	0-0	0-0	0-0	0	0	0	0	1
at Arizona	3	0-0	0-0	0-0	0	0	0	0	0
NO. COLORADO	12	3-4	0-0	0-0	2	0	1	1	6
COPPIN STATE	10	0-0	0-0	1-2	0	0	0	0	1
at Cal Poly	3	0-0	0-0	0-0	2	0	1	0	0
WEBER STATE	8	0-1	0-0	0-0	1	0	2	0	0
COLORADO	^ 20	2-2	0-0	0-0	3	2	1	1	4
LSU	^ 16	1-2	0-0	0-0	2	2	0	0	2
WHITWORTH	^ 29	2-2	0-0	3-4	1	1	0	0	7
*UNLV	^ 14	2-4	0-0	0-1	6	0	0	0	4
*at Wyoming	^ 32	4-6	0-0	0-2	5	0	0	2	8
*at Colorado State	^ 19	0-0	0-0	0-0	3	1	0	1	0
*NEW MEXICO	^ 6	1-1	0-0	1-2	0	0	0	0	3
*AIR FORCE		DNP							
*at Brigham Young	^ 6	0-0	0-0	0-2	0	0	0	0	0
*at San Diego State	1	0-0	0-0	0-0	0	0	0	0	0
*at UNLV		DNP							
*COLORADO STATE	4	0-0	0-0	0-0	1	0	0	0	0
*WYOMING	7	1-1	0-0	0-0	1	0	0	0	2
*at Air Force		DNP							
*at New Mexico	9	1-1	0-0	1-2	1	0	1	0	3
*BRIGHAM YOUNG	8	1-1	0-0	0-0	0	0	0	0	2
*SAN DIEGO STATE		DNP							
vs. Colorado State (2)	12	1-2	0-0	2-2	1	0	0	0	4
vs. UNLV (2)	7	1-1	0-0	0-0	2	0	0	0	2
vs. New Mexico (2)	3	0-0	0-0	0-0	0	0	0	0	0

^ Starter CAPS Home Game \*Conference Game (1) Great Alaska Shootout (2) MWC Tournament

### Career Stats

10-Point Games: 1  
 10-Rebound Games: 0  
 Double-Doubles: 0

### Season Stats

10-Point Games: 0  
 10-Rebound Games: 0  
 Double-Doubles: 0

### Career/Season Highs

	Career	Season
Points	10 vs. Savannah St. (12/13/03)	8, Two Times
Rebounds	9 vs. Savannah St. (12/13/03)	6 vs. UNLV (1/10/05)
FG	4, Three Times	4, Two Times
FG Att	6, Three Times	6, Two Times
3-Pt. FG	None	None
3-Pt. FG Att	None	None
FT	3 vs. Whitworth (1/5/05)	Same
FT Att	5 vs. Savannah St. (12/13/03)	4 vs. Whitworth (1/5/05)
Assists	2, Two Times	Same
Blocked Shots	5 vs. Savannah St. (12/13/03)	2, Two Times
Steals	2 vs. Wyoming (1/15/05)	Same
Minutes	32 vs. Wyoming (1/15/05)	Same

## Jackson's Career Statistics

Season	G-GS	Min-Avg	FG-FGA	Pct	3P-3PA	Pct	FT-FTA	Pct	Off-Def	Reb-Avg	PF-D	AT	TO	BL	ST	Pts-Avg
2002-03	21-0	155-7.4	18-33	.545	0-0	.000	5-10	.500	13-23	36-1.7	30-0	5	5	8	0	41-2.0
2003-04	20-1	250-12.5	31-44	.705	0-0	.000	6-11	.545	22-30	52-2.6	41-1	4	17	12	3	68-3.4
2004-05	27-8	273-10.1	24-34	.706	0-0	.000	9-19	.474	16-23	39-1.4	34-0	6	16	9	6	57-2.1
<b>Totals</b>	<b>68-9</b>	<b>678-10.0</b>	<b>73-111</b>	<b>.658</b>	<b>0-0</b>	<b>.000</b>	<b>20-40</b>	<b>.500</b>	<b>51-76</b>	<b>127-1.9</b>	<b>105-1</b>	<b>15</b>	<b>38</b>	<b>29</b>	<b>9</b>	<b>166-2.4</b>



# Marc Jackson

# 2

**Guard • 6-1 • 175**  
**Senior • 2L**  
**Salt Lake City (Olympus HS)**

### Fast Facts

Jackson returned to the team for his senior year after taking off the 2003-04 season ... started the first games of his career this season ... earned second team all-Mountain West Conference honors as a sophomore in 2002-03 ... played for the Utes as a freshman in 2000-01 before leaving on an LDS Church mission ... plays both guard positions ... known for his great hustle and intensity.

### Streaks & Numbers

On pace to set the Utah three-point percentage records for a career (44.9) and a season (46.3) ... has played in all 32 games and made 30 starts, averaging a team-best 34.7 minutes per game ... ranked 38th in the NCAA in free throw percentage (84.9) as of March 8 ... ranks 15th in the MWC in scoring (10.7 ppg), third in three-point percentage (46.3), seventh in three-pointers per game (1.75), second in free throw percentage (85.5), fourth in assists (3.81 apg), third in assist/turnover ratio (1.54) ... in league games only, ranked second in assists (4.93 apg), first in assist/turnover ratio (1.77), second in free throw percentage (82.5), seventh in three-point percentage (38.9), 10th in three-pointers per game (1.50), 13th in steals (1.14 spg) ... scored in double figures in four of the last five regular season games ... seen the floor for 35-plus minutes in nine of the last 10 games ... played at least 35 minutes in 21 games and played the entire game five times ... perfect at the free throw line in 15 games ... made 19 consecutive free throws in four games Feb. 12-26 ... at least five rebounds in six games.

### 2004-05 Honors

- First Team All-Mountain West Conference
- USBWA All-District 8
- NABC Second Team All-District 13

### Season Highlights

Career-high 23 points while making 5-of-8 three-pointers and 8-of-12 free throws in 36 minutes against UNLV (Jan. 10) ... career-high 11 assists in 39 minutes against BYU (Feb. 26) ... first career double-double with 10 assists (two turnovers) and 11 points (3-4 FG, 1-2 3FG, 4-5 FT) in 39 minutes versus Air Force (Jan. 24) ... also had 10 assists against Wyoming (Jan. 15) ... 20 points while making 10-of-13 free throws against Stony Brook in the season opener ... 11 points and a career-high seven rebounds in 36 minutes against No. 22 Washington in the Great Alaska Shootout ... against No. 15 Arizona, had eight points and five assists in 40 minutes while holding Salim Stoudamire scoreless with just one shot ... 18 points (4-6 3FG, 6-6 FT) in 36 minutes versus High Point ... also had 18 points (6-9 FG, 5-6 3FG) against Whitworth ... 14 points (5-8 FG, 1-2 3FG, 3-3 FT) in MWC Tournament against Colorado State (Mar. 10) ... scored 12 points in three consecutive games against Wyoming (Feb. 14), Air Force (Feb. 19) and New Mexico (Feb. 21) while playing 40 minutes in the first two games and 39 minutes in the third ... career-high three steals in three straight games against Wyoming (Jan. 15), Colorado State (Jan. 17) and New Mexico (Jan. 22)

### Personal

Marc Edward Jackson is the son of David and Karen Jackson ... both parents and all four grandparents are University of Utah graduates ... older brothers Jeff and Scott also attended the U. ... married the former Brooke Neeley on April 12, 2003 ... son Kolbyn was born on Jan. 7, 2005 ... played on the AAU national championship team in 1993 and '94 ... born Sept. 10, 1981 ... majoring in economics.

### 2004-05 Game-By-Game

Opponent	MP	FG	3P	FT	R	A	T	S	TP
STONY BROOK	^ 34	4-5	2-2	10-13	3	3	0	0	20
Washington (1)	^ 36	2-7	1-3	6-6	7	1	2	1	11
High Point (1)	^ 36	4-7	4-6	6-6	4	3	3	2	18
Furman (1)	^ 36	2-3	0-1	1-1	3	3	5	1	5
SOUTHERN UTAH	^ 23	3-5	2-4	0-0	1	1	5	0	8
at Utah State	^ 35	5-6	3-4	2-2	2	0	2	1	15
MONTANA-WESTERN	^ 28	4-5	2-3	1-1	0	2	0	0	11
at Arizona	^ 40	2-6	1-2	3-4	3	5	3	0	8
NO. COLORADO	^ 30	5-6	4-5	4-4	1	3	1	0	18
COPPIN STATE	^ 33	3-8	2-6	0-0	7	3	2	1	8
at Cal Poly	^ 25	5-9	2-5	0-0	3	6	2	2	12
WEBER STATE	^ 37	1-7	0-4	0-0	4	1	2	0	2
COLORADO	^ 32	1-5	0-2	6-6	4	5	5	2	8
LSU	^ 38	4-7	4-4	3-4	3	1	2	0	15
WHITWORTH	^ 23	6-9	5-6	1-2	5	5	0	1	18
*UNLV	^ 36	5-10	5-8	8-12	4	3	3	1	23
*at Wyoming	^ 29	1-3	0-0	0-0	2	10	3	3	2
*at Colorado State	^ 36	1-4	0-2	6-6	3	2	2	3	8
*NEW MEXICO	^ 36	1-4	1-4	2-4	3	5	2	3	5
*AIR FORCE	^ 39	3-4	1-2	4-5	5	10	2	1	11
*at Brigham Young	^ 37	3-7	0-3	4-4	4	4	2	0	10
*at San Diego State	^ 31	2-5	2-3	0-0	3	3	2	0	6
*at UNLV	^ 40	2-6	2-3	1-2	3	3	1	0	7
*COLORADO STATE	^ 34	2-7	1-4	4-4	5	2	5	1	9
*WYOMING	^ 40	3-9	2-7	4-4	2	3	4	1	12
*at Air Force	^ 40	2-6	2-3	6-6	4	1	2	0	12
*at New Mexico	^ 39	4-12	2-7	2-2	2	5	2	0	12
*BRIGHAM YOUNG	^ 39	0-2	0-1	5-6	2	11	4	2	5
*SAN DIEGO STATE	^ 37	3-8	3-7	1-2	4	7	5	1	10
vs. Colorado State (2)	^ 35	5-8	1-2	3-3	3	5	0	0	14
vs. UNLV (2)	^ 35	2-3	1-2	3-4	6	2	2	1	8
vs. New Mexico (2)	^ 40	2-8	1-6	4-4	2	4	4	1	9

\*Starter CAPS Home Game \*Conference Game (1) Great Alaska Shootout (2) MWC Tournament

### Career Stats

20-Point Games: 5  
 10-Point Games: 30  
 10-Assist Games: 3  
 Double-Doubles: 1  
 5-Assist Games: 15

### Season Stats

20-Point Games: 2  
 10-Point Games: 17  
 10-Assist Games: 3  
 Double-Doubles: 1  
 5-Assist Games: 10

### Career/Season Highs

	Career	Season
Points	23 vs. UNLV (1/10/05)	Same
Rebounds	7, Two Times	Same
FG	6, Five Times	6 vs. Whitworth (1/5/05)
FG Att	12 vs. New Mexico (2/21/05)	Same
3-Pt. FG	5, Two Times	Same
3-Pt. FG Att.	10 vs. New Mexico (3/1/03)	8 vs. UNLV (1/10/05)
FT	13 vs. Brigham Young (1/25/03)	10 vs. Stony Brook (11/19/04)
FT Att.	15 vs. Brigham Young (1/25/03)	13 vs. Stony Brook (11/19/04)
Assists	11 vs. Brigham Young (2/26/05)	Same
Blocked Shots	1, Six Times	1, Five Times
Steals	3, Four Times	3, Three Times
Minutes	40, Five Times	Same

## Jackson's Career Statistics

Season	G-GS	Min-Avg	FG-FGA	Pct	3P-3PA	Pct	FT-FTA	Pct	Off-Def	Reb-Avg	PF-D	AT	TO	BL	ST	Pts-Avg
2000-01	21-0	125-6.0	4-19	.211	0-7	.000	17-22	.773	3-15	18-0.9	8-0	14	14	0	2	25-1.2
2002-03	29-0	638-22.0	69-138	.500	30-67	.448	101-120	.842	7-61	68-2.3	66-4	80	56	1	24	269-9.3
2004-05	32-30	1109-34.7	92-201	.458	56-121	.463	100-117	.855	7-100	107-3.3	55-0	122	79	5	29	340-10.6
<b>Totals</b>	<b>82-30</b>	<b>1872-22.8</b>	<b>165-358</b>	<b>.461</b>	<b>86-195</b>	<b>.441</b>	<b>218-259</b>	<b>.842</b>	<b>71-176</b>	<b>193-2.4</b>	<b>129-4</b>	<b>216</b>	<b>149</b>	<b>6</b>	<b>55</b>	<b>634-7.7</b>



# Jonas Langvad

# 51

**Forward • 6-9 • 230**  
**Sophomore • 1L**  
**Skovlunde, Denmark (Falkonergaarden)**

### Fast Facts

Langvad has seen increased playing time in his second year at Utah ... is a good shooter and jumper ... worked on developing his game and body last season ... name pronounced YO-nas LAHNG-vahd.

### Streaks & Numbers

Appeared in 31 games with one start, averaging 13.1 minutes per game ... has played at least 10 minutes 21 times, including over 20 minutes in five games ... seventh on the team in scoring (4.2 ppg) ... scored at least five points 11 times and at least 10 points three times.

### Season Highlights

Career-high 19 points at Wyoming (Jan. 15) ... shot 7-for-11 from the field, 4-for-7 from three-point range and 1-for-2 at the free throw line in 25 minutes ... followed that up with five points, a career-high four rebounds and two steals in 25 minutes at Colorado State (Jan. 17) ... 11 points (4-5 FG, 1-1 3FG, 2-2 FT) and three boards in 18 minutes versus Colorado ... had 10 points (4-5 FG, 2-3 3FG), three rebounds and a steal in MWC Tournament game against UNLV (Mar. 11) ... scored nine points in back-to-back games against LSU and Whitworth ... made 2-of-5 three-pointers in 24 minutes against LSU ... went 7-for-9 at the free throw line and 1-for-2 from the floor in 25 minutes against Whitworth ... had six points (3-7 FG), three rebounds and two steals in 17 minutes at New Mexico (Feb. 21) ... five points (2-3 FG, 1-2 FT) against San Diego State (Mar. 3).

### Personal

Jonas Langvad is the son of Jens and Hanne Langvad ... business major ... born Sept. 2, 1983 in Herlev, Denmark.

### 2004-05 Game-By-Game

Opponent	MP	FG	3P	FT	R	A	B	S	TP
STONY BROOK	15	1-5	0-1	0-0	3	0	0	0	2
Washington (1)	6	0-0	0-0	0-0	1	0	0	0	0
High Point (1)	12	2-2	1-1	0-0	1	0	0	0	5
Furman (1)	3	1-1	0-0	0-0	0	0	0	0	2
SOUTHERN UTAH	13	1-2	0-0	1-2	2	2	0	0	3
at Utah State	11	1-2	0-1	0-0	3	1	0	0	2
MONTANA-WESTERN	17	4-7	0-1	1-2	3	1	0	0	9
at Arizona	5	0-0	0-0	0-0	0	1	0	1	0
NO. COLORADO	16	1-2	0-0	0-0	2	1	0	1	2
COPPIN STATE	9	0-2	0-0	0-0	2	0	0	1	0
at Cal Poly									DNP
WEBER STATE	9	1-2	1-2	0-0	1	0	0	0	3
COLORADO	18	4-5	1-1	2-2	3	0	0	0	11
LSU	24	3-10	2-5	1-2	2	0	0	0	9
WHITWORTH	25	1-2	0-1	7-9	3	0	0	1	9
*UNLV	21	2-8	0-3	0-0	3	0	0	0	4
*at Wyoming	25	7-11	4-7	1-2	3	0	0	0	19
*at Colorado State	25	2-10	1-3	0-0	4	1	0	2	5
*NEW MEXICO	7	1-2	0-0	1-2	3	0	0	0	3
*AIR FORCE	11	1-1	1-1	0-0	1	0	0	0	3
*at Brigham Young	17	1-4	0-1	2-2	0	0	0	1	4
*at San Diego State	11	2-8	0-4	1-2	0	1	0	1	5
*at UNLV	3	1-4	0-2	0-0	1	0	0	0	2
*COLORADO STATE	13	0-0	0-0	1-2	1	0	0	0	1
*WYOMING	12	0-1	0-1	0-0	0	1	0	0	0
*at Air Force	11	1-1	0-0	0-0	0	0	1	0	2
*at New Mexico	17	3-7	0-3	0-0	3	0	0	2	6
*BRIGHAM YOUNG	3	0-0	0-0	0-0	1	0	0	0	0
*SAN DIEGO STATE	9	2-3	0-0	1-2	1	0	0	0	5
vs. Colorado State (2)	13	1-1	0-0	0-1	1	0	0	0	2
vs. UNLV (2)	15	4-5	2-3	0-0	3	0	0	1	10
vs. New Mexico (2)	11	1-2	1-1	0-0	0	0	0	1	3

\*Starter CAPS Home Game \*Conference Game (1) Great Alaska Shootout (2) MWC Tournament

### Career Stats

10-Point Games: 3  
 10-Rebound Games: 0  
 Double-Doubles: 0

### Season Stats


10-Point Games: 3  
 10-Rebound Games: 0  
 Double-Doubles: 0

### Career/Season Highs

	Career	Season
Points	19 vs. Wyoming (1/15/05)	Same
Rebounds	4, Two Times	4 vs. Colorado State (1/17/05)
FG	7 vs. Wyoming (1/15/05)	Same
FG Att	11 vs. Wyoming (1/15/05)	Same
3-Pt. FG	4 vs. Wyoming (1/15/05)	Same
3-Pt. FG Att.	7 vs. Wyoming (1/15/05)	Same
FT	7 vs. Whitworth (1/5/05)	Same
FT Att.	9 vs. Whitworth (1/5/05)	Same
Assists	3 vs. Whitworth (1/7/04)	2 vs. Southern Utah (11/30/04)
Blocked Shots	1 vs. Air Force (2/19/05)	Same
Steals	3 vs. Savannah State (12/13/03)	2, Two Times
Minutes	34 vs. Whitworth (1/7/04)	25, Three Times

## Langvad's Career Statistics

Season	G-GS	Min-Avg	FG-FGA	Pct	3P-3PA	Pct	FT-FTA	Pct	Off-Def	Reb-Avg	PF-D	AT	TO	BL	ST	Pts-Avg
2003-04	8-1	89-11.1	6-20	.300	1-7	.143	0-2	.000	9-5	14-1.8	5-0	8	5	0	4	13-1.6
2004-05	31-1	407-13.1	49-110	.445	14-42	.333	19-30	.633	21-30	51-1.6	31-0	9	29	1	12	131-4.2
<b>Totals</b>	<b>39-2</b>	<b>496-12.7</b>	<b>55-130</b>	<b>.423</b>	<b>15-49</b>	<b>.306</b>	<b>19-32</b>	<b>.594</b>	<b>30-35</b>	<b>65-1.7</b>	<b>36-0</b>	<b>17</b>	<b>31</b>	<b>1</b>	<b>16</b>	<b>144-3.7</b>



# Bryant Markson 20

**Forward • 6-6 • 190**  
**Junior • 2L**  
**Monrovia, Calif. (Monrovia HS)**

### Fast Facts

Markson has flourished in his third season with the Utes, starting the majority of the games ... was a valuable contributor in his first two seasons, playing mainly off the bench ... solid defender who is very quick laterally ... creates scoring opportunities with his outstanding athleticism ... has also improved his jump shot.

### Streaks & Numbers

Has started 19 of the 32 games this season, averaging 27.5 minutes per game ... played at least 35 minutes seven times ... ranks 20th in the MWC in scoring (10.3 ppg), 18th in rebounding (3.9 rpg), ninth in field goal percentage (53.9) ... in league games ranked 14th in scoring (11.4 ppg), 15th in rebounding (3.9 rpg), sixth in field goal percentage (53.9), fifth in free throw percentage (81.3) ... scored in double figures 10 consecutive games Dec. 28-Jan. 31 ... scored in double digits in the last four outings from Feb. 26-March 12 ... at least five rebounds in 13 games, including five in a row before spraining his right knee in the second half against New Mexico on Feb. 21 ... only played 18 minutes in that game, and did not start the last two games ... appeared to be almost fully recovered against San Diego State on March 5, playing 32 minutes ... started all three MWC Tournament games after coming off the bench in the final two regular season matches.

### 2004-05 Honors

- Third Team All-Mountain West Conference
- Mountain West Conference All-Tournament Team

### Season Highlights

Career-high 20 points at Colorado State (Jan. 17) ... shot 5-for-7 from the field, 1-for-2 from three-point range and 9-for-10 from the line in 30 minutes against the Rams ... in the conference opener against UNLV (Jan. 10), posted 17 points (5-9 FG, 1-3 3FG, 6-7 FT), seven rebounds and two assists in 36 minutes ... the second time around against UNLV (Feb. 7), had 19 points (8-11 FG, 1-3 3FG, 2-3 FT) and five boards in 35 minutes ... 13 points (4-7 FG, 3-4 3FG, 2-2 FT) and two rebounds at No. 15 Arizona ... came up big in back-to-back home wins over Colorado and LSU, getting a career-high eight rebounds in both games ... also had 14 points (3-9 FG, 7-8 FT) a personal-best five steals in 32 minutes versus Colorado ... averaged 12.7 points in MWC Tournament with 14 points (6-9 FG, 2-3 3FG), two rebounds, two assists and two steals in MWC title game against New Mexico (Mar. 12) ... 12 points (4-6 FG, 4-7 FT) in 38 minutes against LSU ... in a career-high 39 minutes at Air Force (Feb. 19), had 15 points (7-12 FG, 1-2 3FG), five boards and two steals.

### Personal

Bryant Overn Markson is the son of Artis Lisby and Mary Collins ... goes by the nickname "B" ... enjoys fishing ... born July 20, 1983 ... human development and family studies major.

### 2004-05 Game-By-Game

Opponent	MP	FG	3P	FT	R	A	B	S	TP
STONY BROOK	23	2-3	1-2	0-0	5	0	1	0	5
Washington (1)	^ 11	1-3	0-1	0-0	0	0	0	0	2
High Point (1)	25	5-10	1-2	2-4	6	0	1	0	13
Furman (1)	27	4-9	1-3	3-4	8	1	0	0	12
SOUTHERN UTAH	17	1-2	0-1	0-0	1	1	0	1	2
at Utah State	12	1-4	0-2	0-0	1	0	0	0	2
MONTANA-WESTERN	14	6-6	0-0	3-4	3	1	0	1	15
at Arizona	26	4-7	3-4	2-2	2	0	0	1	13
NO. COLORADO	^ 21	1-4	0-2	0-2	1	2	0	0	2
COPPIN STATE	25	4-6	1-2	1-3	6	0	0	0	10
at Cal Poly	23	3-6	0-0	2-5	4	1	0	3	8
WEBER STATE	^ 27	5-5	0-0	2-2	1	1	0	0	12
COLORADO	^ 32	3-9	1-3	7-8	8	1	0	5	14
LSU	^ 38	4-6	0-1	4-7	8	1	0	0	12
WHITWORTH	27	4-6	0-1	3-5	4	3	0	1	11
*UNLV	36	5-9	1-3	6-7	7	2	0	1	17
*at Wyoming	^ 36	5-10	2-5	3-4	2	1	1	0	15
*at Colorado State	^ 30	5-7	1-2	9-10	3	2	0	0	20
*NEW MEXICO	^ 35	6-10	0-2	2-3	2	2	0	0	14
*AIR FORCE	^ 24	4-5	1-2	2-3	3	2	0	0	11
*at Brigham Young	^ 32	5-7	1-1	0-0	4	1	1	2	11
*at San Diego State	^ 30	2-7	0-2	4-4	5	0	2	2	8
*at UNLV	^ 35	8-11	1-3	2-3	5	1	0	0	19
*COLORADO STATE	^ 28	2-6	1-2	2-2	5	1	1	0	7
*WYOMING	^ 36	1-4	1-2	4-4	6	0	0	0	7
*at Air Force	^ 39	7-12	1-2	0-0	5	1	0	2	15
*at New Mexico	^ 18	1-6	0-2	0-0	3	1	0	0	2
*BRIGHAM YOUNG	29	1-3	0-2	1-4	3	1	0	0	3
*SAN DIEGO STATE	32	3-5	0-0	4-4	2	2	0	2	10
vs. Colorado State (2)	^ 33	3-9	0-1	6-6	3	1	0	2	12
vs. UNLV (2)	^ 28	5-11	0-1	2-4	7	2	0	1	12
vs. New Mexico (2)	^ 30	6-9	2-3	0-2	2	2	0	2	14

\*Starter CAPS Home Game \*Conference Game (1) Great Alaska Shootout (2) MWC Tournament

### Career Stats

20-Point Games: 1  
 10-Point Games: 22  
 10-Rebound Games: 0  
 Double-Doubles: 0

### Season Stats

20-Point Games: 1  
 10-Point Games: 21  
 10-Rebound Games: 0  
 Double-Doubles: 0

### Career/Season Highs

	Career	Season
Points	20 vs. Colorado State (1/17/05)	Same
Rebounds	8, Three Times	Same
FG	8 vs. UNLV (2/7/05)	Same
FG Att	12 vs. Air Force (2/19/05)	Same
3-Pt. FG	3 vs. Arizona (12/11/04)	Same
3-Pt. FG Att.	5 vs. Wyoming (1/15/05)	Same
FT	9 vs. Colorado State (1/17/05)	Same
FT Att.	10 vs. Colorado State (1/17/05)	Same
Assists	3, Three Times	3, Two Times
Blocked Shots	2, Three Times	2 vs. San Diego State (2/5/05)
Steals	5 vs. Colorado (12/30/04)	Same
Minutes	39 vs. Air Force (2/19/05)	Same

## Markson's Career Statistics

Season	G-GS	Min-Avg	FG-FGA	Pct	3P-3PA	Pct	FT-FTA	Pct	Off-Def	Reb-Avg	PF-D	AT	TO	BL	ST	Pts-Avg
2002-03	33-4	408-12.4	46-105	.438	4-17	.235	25-38	.658	23-50	73-2.2	42-0	24	37	12	14	121-3.7
2003-04	32-2	385-12.0	24-68	.353	0-3	.000	23-32	.719	20-35	55-1.7	44-0	20	24	4	12	71-2.2
2004-05	32-19	879-27.5	117-217	.539	20-59	.339	76-106	.717	53-72	125-3.9	54-0	34	68	7	26	330-10.3
<b>Totals</b>	<b>97-25</b>	<b>1672-17.2</b>	<b>187-390</b>	<b>.479</b>	<b>24-79</b>	<b>.304</b>	<b>124-176</b>	<b>.705</b>	<b>96-157</b>	<b>253-2.6</b>	<b>140-0</b>	<b>78</b>	<b>129</b>	<b>23</b>	<b>52</b>	<b>522-5.4</b>



# Jake Schmidt

# 32

**Forward • 6-8 • 240**  
**Freshman • HS**  
**Thermopolis, Wyo. (Hot Spings County HS)**

### Fast Facts

Schmidt has worked on developing his game this season ... 2003-04 Wyoming Gatorade Player of the Year ... very good perimeter shooter ... can play both forward positions.

### Streaks & Numbers

Has played 14 minutes in six games this season ... appeared in just two conference games, playing two minutes at Wyoming (Jan. 15) and one minute versus San Diego State (March 5).

### Season Highlights

One steal, a rebound and his only field goal attempt of the season in a season-high five minutes against Montana-Western ... also had a rebound in three minutes against Whitworth.

### Personal

Jacob Daniel Schmidt is the son of Pat and Emily Schmidt ... born Aug. 20, 1985 ... has a brother (Derek) and a sister (Gretchen Alden) ... undecided on a major.

### 2004-05 Game-By-Game

Opponent	MP	FG	3P	FT	R	A	B	S	TP
STONY BROOK		DNP							
Washington (1)		DNP							
High Point (1)		DNP							
Furman (1)		DNP							
SOUTHERN UTAH	1	0-0	0-0	0-0	0	0	0	0	0
at Utah State		DNP							
MONTANA-WESTERN	5	0-1	0-0	0-0	1	0	0	1	0
at Arizona		DNP							
NO. COLORADO		DNP							
COPPIN STATE		DNP							
at Cal Poly		DNP							
WEBER STATE		DNP							
COLORADO	2	0-0	0-0	0-0	0	0	0	0	0
LSU		DNP							
WHITWORTH	3	0-0	0-0	0-0	1	0	0	0	0
*UNLV		DNP							
*at Wyoming	2	0-0	0-0	0-0	0	0	0	0	0
*at Colorado State		DNP							
*NEW MEXICO		DNP							
*AIR FORCE		DNP							
*at Brigham Young		DNP							
*at San Diego State		DNP							
*at UNLV		DNP							
*COLORADO STATE		DNP							
*WYOMING		DNP							
*at Air Force		DNP							
*at New Mexico		DNP							
*BRIGHAM YOUNG		DNP							
*SAN DIEGO STATE	1	0-0	0-0	0-0	0	0	0	0	0
vs. Colorado State (2)		DNP							
vs. UNLV (2)		DNP							
vs. New Mexico (2)		DNP							

\*Starter CAPS Home Game \*Conference Game (1) Great Alaska Shootout (2) MWC Tournament

### Career Stats

10-Point Games: 0  
 10-Rebound Games: 0  
 Double-Doubles: 0

### Season Stats


10-Point Games: 0  
 10-Rebound Games: 0  
 Double-Doubles: 0

### Career Highs

Points ..... None  
 Rebounds ..... 1, Two Times  
 FG ..... None  
 FG Att ..... 1 vs. Montana-Western (12/8/04)  
 3-Pt. FG ..... None  
 3-Pt. FG Att. .... None  
 FT ..... None  
 FT Att. .... None  
 Assists ..... None  
 Blocked Shots .. None  
 Steals ..... 1 vs. Montana-Western (12/8/04)  
 Minutes ..... .5 vs. Montana-Western (12/8/04)

## Schmidt's Career Statistics

Season	G-GS	Min-Avg	FG-FGA	Pct	3P-3PA	Pct	FT-FTA	Pct	Off-Def	Reb-Avg	PF-D	AT	TO	BL	ST	Pts-Avg
2004-05	6-0	14-2.3	0-1	.000	0-0	.000	0-0	.000	1-1	2-0.4	0-0	0	2	0	1	0-0.0



# Luke Nevill

# 50

**Center • 7-0 • 250**  
**Freshman • HS**  
**Perth, Australia (Kell HS, Marietta, Ga.)**

### Fast Facts


Nevill has great feet and great hands for someone his size ... in only his fifth year of playing organized basketball ... has tremendous potential ... honorable mention all-state at Kell High School in Marietta, Ga., last season ... last name pronounced NEH-vil.

### Season Highlights

Sitting out the 2004-05 season as a redshirt.

### Personal

Luke Alexander Nevill is the son of Peter and Joyce Nevill ... born Feb. 19, 1986 in Perth, Australia ... has a twin brother who is 6-6 ... major is undeclared.



# Austin Robison

# 31

**Forward • 6-6 • 185**  
**Freshman • HS**  
**Sandy, Utah (Jordan HS)**

### Fast Facts


Robison joined the Utes as a non-scholarship player this season ... first team all-state by the *Salt Lake Tribune* in 2003-04.

### Season Highlights

Sitting out the 2004-05 season as a redshirt.

### Personal

Austin Paul Robison is the son of Keith and Marietta Robison ... has an older brother (Matt) and two younger sisters (Sara and Kaylie) ... enjoys playing the piano ... undecided on a major ... born Jan. 17, 1986.



# BOX SCORES

**Game #1**  
**Stony Brook**  
**Utah**

**63**  
**72**

**Friday, November 19, 2004**  
**Jon M. Huntsman Center • Salt Lake City (9,698)**

STONY BROOK	MP	FG	3P	FT	R	F	A	T	B	S	TP
Orfini	* 16	0-1	0-1	0-0	3	3	0	1	0	0	0
Popoko	* 22	2-6	0-0	2-3	2	5	1	1	1	1	6
Spencer	* 34	8-11	0-0	6-6	6	3	0	1	0	0	22
Beauford	* 36	3-8	1-1	1-2	3	4	2	3	0	1	8
Santiago	* 34	5-11	2-7	0-3	5	1	4	3	0	3	12
Lewis	3	0-0	0-0	0-0	2	1	0	0	0	0	0
Feist	9	0-2	0-1	0-0	0	1	2	0	0	1	0
McCullum	23	2-5	0-0	1-2	2	4	1	2	0	1	5
Vanterpool	15	3-6	0-1	0-0	3	2	0	2	2	2	6
Korbyn	8	1-3	0-0	2-2	0	1	0	1	0	0	4
TOTALS	200	24-53	3-11	12-18	31	25	10	14	3	9	63

UTAH	MP	FG	3P	FT	R	F	A	T	B	S	TP
Hawkins	* 28	6-8	0-0	4-5	3	3	1	0	0	3	16
Chaney	* 30	2-13	1-4	4-6	3	2	3	3	0	1	9
Bogut	* 31	7-13	0-0	2-4	10	5	3	4	3	2	16
M. Jackson	* 34	4-5	2-2	10-13	3	0	3	0	0	0	20
Drisdorn	* 35	1-2	0-1	2-2	3	3	4	3	0	0	4
Markson	23	2-3	1-2	0-0	5	1	0	2	1	0	5
C. Jackson	4	0-0	0-0	0-0	0	0	0	1	0	0	0
Langvad	15	1-5	0-1	0-0	3	2	0	2	0	0	2
TOTALS	200	23-49	4-10	22-30	31	16	14	15	4	6	72

	Halftime	FG%	3PT%	FT%
Stony Brook (0-1)	29	45.3	27.3	66.7
Utah (1-0)	37	46.9	40.0	73.3

**Officials:** Bill Gracey, Mark Whitehead, Mike Giarratano  
**Technical:** Stony Brook-None. Utah-None.

**Summary**

Utah opened the **Ray Giacoletti** era with a 72-63 win over Stony Brook in Salt Lake City. **Andrew Bogut** scored 16 points and pulled down 10 rebounds and **Marc Jackson** returned after a year off and finished with 20 points.

**Justin Hawkins** scored 16 for the Utes, who were 23-for-49 from the floor. Although Utah struggled through a few stretches, the Utes opened the season with a win for the ninth year in a row. Utah had to rally to beat Stony Brook 51-48 a year ago, but never trailed after **Richard Chaney's** three-pointer put the Utes up 3-2.

**Cori Spencer** led the Seawolves with 22 points and **Bobby Santiago** scored 12. They were the only Seawolves to score in double figures. Stony Brook managed to cut a 10-point lead down to three, but couldn't quite complete the comeback. **Jon Paul Kobryn** made a layup, then added two free throws to get the Seawolves within 48-45 midway through the second half, but Utah responded with a 10-0 run.

Bogut started Utah's run with a two-handed dunk and **Bryant Markson** scored five during the spurt, getting a dunk and hitting a three-pointer that put the Utes up 58-45. After Stony Brook added a field goal, Jackson extended the lead with a three-pointer, then Bogut spun in for another dunk that put Utah up 63-47. Stony Brook didn't get closer than 10 until the final minute.

Utah went more than three minutes without a point near the end of the first half and a nine-point lead had fallen to 32-29 in the final minute, but Jackson hit a three-pointer with eight seconds left and after a turnover Bogut hit a jumper just before the buzzer to give the Utes a 37-29 lead.

Utah improved to 74-23 in season openers all-time and 66-10 in season openers at home. The Utes are also 84-13 all-time in home openers, winning 16 in a row. Ute head coaches are 7-6 in their opening games as Giacoletti won his debut.

**Game #2**  
**Utah**  
**Washington (# 22)**

**71**  
**78**

**Thursday, November 25, 2004 • Great Alaska Shootout**  
**Sullivan Arena • Anchorage, Alaska (6,667)**

UTAH	MP	FG	3P	FT	R	F	A	T	B	S	TP
M. Jackson	* 36	2-7	1-3	6-6	7	1	1	2	0	1	11
Bogut	* 40	8-8	0-0	7-10	12	3	4	4	4	1	23
Hawkins	* 38	7-15	0-2	4-6	5	2	2	6	0	1	18
Chaney	* 31	2-6	0-0	1-2	2	2	0	1	0	1	5
Markson	* 11	1-3	0-1	0-0	0	2	0	2	0	0	2
Iverson	6	2-4	1-1	0-0	2	0	0	0	0	0	5
Drisdorn	32	1-3	0-1	5-6	0	4	7	3	0	2	7
Langvad	6	0-0	0-0	0-1	0	0	0	0	0	0	0
TOTALS	200	23-46	2-8	23-30	34	14	14	18	4	6	71

WASHINGTON	MP	FG	3P	FT	R	F	A	T	B	S	TP
Robinson	* 38	11-17	5-9	2-2	3	2	3	3	1	2	29
Roy	* 34	11-19	0-1	3-3	3	3	0	1	1	0	25
Conroy	* 31	3-6	1-2	3-5	3	3	5	4	1	0	10
Jones	* 28	4-7	0-0	1-2	6	5	4	0	1	0	9
Jensen	* 23	1-4	0-1	1-1	3	3	1	2	0	1	3
Smith	14	0-0	0-0	0-0	0	2	0	0	0	0	0
Rollins	17	1-1	0-0	0-0	1	3	0	1	1	1	2
Burmeister	1	0-1	0-1	0-0	0	0	0	0	0	0	0
Williams	14	0-3	0-0	0-0	3	2	2	0	0	2	0
TOTALS	200	31-58	6-14	10-13	24	23	15	11	5	6	78

	Halftime	FG%	3PT%	FT%
Utah (1-1)	31	50.0	25.0	76.7
Washington (2-0)	42	53.4	42.9	76.9

**Officials:** Scott Thornley, Duane Allen, Gabby Lujan  
**Technical:** Utah-None. Washington-None.

**Summary**

**Nate Robinson** scored 19 of his 29 points in the first half, and No. 22 Washington held off Utah for a 78-71 victory in the quarterfinals of the Great Alaska Shootout.

Utah's **Andrew Bogut**, a 7-foot center who was also a member of Australia's Olympic team, scored 23 points, including 19 in the second half as the Utes erased an 11-point deficit. He also led the Utes with 12 rebounds.

**Brandon Roy** added 25 points for Washington.

The Huskies used a stifling full-court press to force three turnovers and two five-second violations in the first five minutes of the game and bolted to a 16-3 lead. Utah attempted just six shots in the first eight minutes.

Behind six points by **Justin Hawkins**, the Utes used a 10-0 run to close within two at 21-19 midway through the half.

After a timeout, Washington answered. **Brandon Roy** hit a reverse layup and Robinson hit two three-pointers to push the lead back to double digits. Robinson was 5-for-6 from beyond the arc in the first half.

After the Utes tied the game at 66-all with 2:50 left, the Huskies scored nine straight points to take control. Robinson, held to two points for nearly 15 minutes of the second half, hit three big baskets down the stretch to thwart Utah's rally.

Bogut's layup tied the score at 66, but Robinson hit a layup, led a fast break and blocked a shot to close out the Utes.

**Game #3**  
**Utah**  
**High Point**

**78**  
**69**

**Friday, November 26, 2004 • Great Alaska Shootout**  
**Sullivan Arena • Anchorage, Alaska (6,112)**

UTAH	MP	FG	3P	FT	R	F	A	T	B	S	TP
Hawkins	* 24	4-8	0-1	4-4	8	3	5	0	0	0	12
Chaney	* 19	1-4	0-0	1-2	1	1	0	0	0	0	3
Bogut	* 33	6-14	0-0	4-5	11	2	4	3	1	0	16
M. Jackson	* 36	4-7	4-6	6-6	4	2	3	3	0	2	18
Drisdorn	* 36	2-4	1-2	4-4	3	1	5	1	0	3	9
Iverson	9	1-2	0-0	0-2	0	1	1	0	0	0	2
Markson	25	5-10	1-2	2-4	6	1	0	2	1	0	13
C. Jackson	6	0-0	0-0	0-0	0	3	0	1	1	0	0
Langvad	12	2-2	1-1	0-0	1	2	0	1	0	0	5
TOTALS	200	25-51	7-12	21-27	35	16	18	11	3	6	78

HIGH POINT	MP	FG	3P	FT	R	F	A	T	B	S	TP
Echenique	* 39	7-15	0-0	2-4	10	3	1	2	0	0	16
Konare	* 13	0-0	0-0	0-0	0	5	1	3	0	1	0
White	* 33	1-10	1-5	0-0	4	0	4	1	0	0	3
Akeem	* 31	4-9	3-6	9-11	4	4	2	2	0	1	20
Gathings	* 35	6-10	2-4	2-2	1	5	2	2	0	1	16
Byrd	23	2-6	1-5	1-1	3	4	2	1	1	0	6
Meeks	19	2-3	1-2	0-0	2	2	1	1	0	3	5
Quick	5	1-2	1-1	0-0	0	1	1	0	0	0	3
Hillman	2	0-0	0-0	0-0	0	0	0	0	0	0	0
TOTALS	200	23-55	9-23	14-18	26	24	14	12	1	6	69

	Halftime	FG%	3PT%	FT%
Utah (2-1)	39	49.0	58.3	77.8
High Point (1-2)	32	41.8	39.1	77.8

**Officials:** Jim Stupin, Mike Littlewood, Bill McNew  
**Technical:** Utah-None. High Point-None.

**Summary**

**Marc Jackson** scored 18 points as Utah beat High Point 78-69 in the second round of the Great Alaska Shootout.

**Andrew Bogut** added 16, **Bryan Markson** had 13 and **Justin Hawkins** 12 for the Utes, who shot 25-for-51 from the floor.

The Panthers kept the game close through much of the second half, coming within three points (52-49) after an 11-2 run capped by **Akeem Scott's** two free throws with 12:12 to play.

But Utah was able to hold onto its lead down the stretch on the shooting of Hawkins and two key three-point plays by Bogut.

High Point was 23-for-55 from the floor, including shooting 9-for-23 from behind the three-point line.

Utah outrebounded the Panthers 35-26, with Bogut pulling in 11. The Utes were 7-for-12 from behind the three-point line and made 21 of 27 of their free throws.

The Panthers were led by Akeem's 20 points. **Danny Gathings** and **Jerry Echenique** added 16 points apiece.

Utah jumped out to a 17-7 lead on an 11-0 run and led 39-32 at the half.

### Game #4

Furman  
Utah

50  
62

Saturday, November 27, 2004 • Great Alaska Shootout  
Sullivan Arena • Anchorage, Alaska (6,157)

FURMAN	MP	FG	3P	FT	R	F	A	T	B	S	TP
Webb	* 29	2-6	2-6	0-0	3	2	2	2	0	3	6
Diagne	* 32	0-7	0-1	0-0	6	4	2	6	2	1	0
Carter	* 26	2-8	1-3	1-2	0	2	2	1	0	1	6
Prowell	* 30	8-12	1-3	0-0	4	4	1	1	0	1	17
Sanders	* 29	4-6	1-2	0-0	3	5	2	1	2	0	9
Bostain	25	3-10	1-2	2-2	1	2	1	1	0	0	9
Brozos	6	0-1	0-1	0-0	1	1	0	0	0	0	0
Earle	17	1-3	1-3	0-0	3	0	1	0	0	1	3
Punch	3	0-0	0-0	0-0	0	0	0	0	0	0	0
Price	3	0-0	0-0	0-0	0	0	0	1	0	0	0
TOTALS	200	20-53	7-21	3-4	23	20	11	13	4	7	50

UTAH	MP	FG	3P	FT	R	F	A	T	B	S	TP
Jackson M.	* 36	2-3	0-1	1-1	3	0	3	5	0	1	5
Bogut	* 38	6-10	0-1	7-9	7	0	1	2	1	1	19
Hawkins	* 37	4-10	0-1	4-6	4	0	2	4	0	2	12
Drisdom	* 24	1-2	0-0	0-0	3	0	2	3	0	0	2
Chaney	* 24	4-5	0-0	2-2	2	4	0	1	0	0	10
Iverson	9	0-1	0-1	0-0	0	4	1	1	0	0	0
Markson	27	4-9	1-3	3-4	8	0	1	0	0	0	12
Jackson C.	2	0-0	0-0	0-0	1	0	0	1	0	0	0
Langvad	3	1-1	0-0	0-0	0	0	0	1	0	0	2
TOTALS	200	22-41	1-7	17-22	31	8	10	18	1	4	62

	Halftime	FG%	3PT%	FT%
Furman (2-3)	24	37.7	33.3	75.0
Utah (3-1)	24	53.7	14.3	77.3

Officials: Jim Stupin, Mike Littlewood, Bill McNew  
Technical: Furman-None. Utah-None.

### Summary

Andrew Bogut scored a game-high 19 points as Utah defeated Furman 62-50 in the Great Alaska Shootout.

Bogut was 6-for-10 from the floor and 7-for-9 from the free throw line, with the Utes relying on their inside muscle and foul-line shooting to take fourth place in the tournament.

The game was tied 24-24 at halftime. The Paladins and Utes exchanged leads seven times and tied three times in the second half. Richard Chaney hit a jump shot with 8:08 to give Utah a 46-45 lead, which sparked an 18-5 run that carried Utah to the end. The Utes made 10 free throws in the final three minutes to seal the win.

Justin Hawkins and Bryant Markson had 12 points each and Chaney added 10 for Utah. Markson also led the game with eight rebounds. Quan Prowell led the scoring for Furman with 17 points.

Utah shot 22-for-41 from the floor, but was just 1-for-7 from behind the three-point arc. The Utes were 17-for-22 from the free throw line. Furman was 20-for-53 from the floor and only made it to the foul line four times, making three. The Paladins made 7-of-21 from the three-point range.

### Game #5

Southern Utah  
Utah

45  
65

Tuesday, November 30, 2004  
Jon M. Huntsman Center • Salt Lake City (9,045)

SO. UTAH	MP	FG	3P	FT	R	F	A	T	B	S	TP
Newsom	* 31	2-11	0-0	2-2	2	3	1	1	2	3	6
Janes	* 22	2-4	1-2	0-0	1	2	0	3	0	2	5
Hall	* 12	0-0	0-0	0-0	2	3	0	1	0	0	0
Baker	* 20	1-4	0-1	0-0	3	2	0	1	0	0	2
Lincoln	* 25	2-5	0-1	2-2	1	1	2	1	0	4	6
Olsovsky	11	1-4	0-1	1-2	0	2	0	0	0	2	3
Gainey	23	3-9	0-3	2-2	2	0	0	2	0	1	8
Martini	12	1-2	0-0	0-0	0	2	0	1	0	1	2
Barnes	17	3-5	0-1	0-0	1	0	1	0	0	1	6
Janes	16	2-4	0-0	0-0	2	4	1	0	0	0	4
Schouten	11	1-2	0-0	1-2	4	1	0	1	0	0	3
TOTALS	200	18-50	1-9	8-10	19	20	5	11	2	14	45

UTAH	MP	FG	3P	FT	R	F	A	T	B	S	TP
Hawkins	* 29	3-8	0-1	0-1	5	1	3	2	0	0	6
Chaney	* 31	5-8	3-5	6-6	6	0	0	0	1	0	19
Bogut	* 22	7-10	0-0	1-2	14	2	2	3	3	0	15
Jackson M.	* 23	3-5	2-4	0-0	1	1	1	5	1	0	8
Drisdom	* 24	0-0	0-0	0-0	3	4	7	1	0	1	0
Calvin	5	1-1	0-0	0-1	3	1	1	0	0	0	2
Iverson	12	0-2	0-2	0-1	0	0	2	2	0	1	0
Grant	3	1-1	0-0	0-0	0	0	0	1	0	0	2
Markson	17	1-2	0-1	0-0	1	0	1	1	0	1	2
Jackson C.	20	4-6	0-0	0-0	3	1	0	3	2	1	8
Schmidt	1	0-0	0-0	0-0	0	0	0	0	0	0	0
Langvad	13	1-2	0-0	1-2	2	1	2	2	0	0	3
TOTALS	200	26-45	5-13	8-13	39	11	19	20	7	4	65

	Halftime	FG%	3PT%	FT%
Southern Utah (2-2)	19	36.0	11.1	80.0
Utah (4-1)	28	57.8	38.5	61.5

Officials: Dan Chrisman, Jim Danner, Ronnie Hernandez  
Technical: Southern Utah-None. Utah-None.

### Summary

Richard Chaney scored 19 points and Utah went on a 10-0 run early in the second half on the way to a 65-45 victory over Southern Utah in the Huntsman Center.

The teams combined for 18 first-half turnovers, and the Utes ended the half with a 28-19 lead.

With Utah leading 37-25 with 16 minutes left in the game, Utah center Andrew Bogut scored on an offensive rebound. After Southern Utah missed a jump shot, point guard Marc Jackson hit one of his two three-point shots of the game. Chaney added a trey on the Utes' next possession and Bogut finished the run with a layup to give Utah a 47-25 lead.

Bogut had 15 points and 14 rebounds in 22 minutes, his fourth double-double in five games. Tim Gainey led the Thunderbirds with eight points. Utah had a 39-19 advantage on the boards, outshot SUU 57.8 to 36.0 percent from the field and made 5-of-13 three-pointers.

### Game #6

Utah  
Utah State

45  
71

Saturday, December 4, 2004  
Dee Glen Smith Spectrum • Logan, Utah (9,779)

UTAH	MP	FG	3P	FT	R	F	A	T	B	S	TP
Hawkins	* 24	1-8	0-1	0-0	0	4	1	2	0	0	2
Chaney	* 30	3-8	0-2	3-3	2	2	3	3	0	3	9
Bogut	* 37	6-10	0-0	3-4	9	3	4	3	2	1	15
Jackson M.	* 35	5-6	3-4	2-2	2	0	0	2	0	1	15
Drisdom	* 30	0-1	0-0	0-0	0	2	1	1	0	1	0
Calvin	12	0-2	0-1	0-0	0	2	0	4	1	0	0
Iverson	1	0-0	0-0	0-0	0	0	0	0	0	0	0
Markson	12	1-4	0-2	0-0	1	1	0	1	0	0	2
Jackson C.	8	0-0	0-0	0-0	0	3	0	0	0	0	0
Langvad	11	1-2	0-1	0-0	3	1	1	0	0	0	2
TOTALS	200	17-41	3-11	8-9	19	19	10	16	3	6	45

UTAH STATE	MP	FG	3P	FT	R	F	A	T	B	S	TP
Neil	* 20	1-2	0-0	0-0	3	1	1	2	0	0	2
Nelson	* 32	6-8	1-1	8-11	3	2	5	4	2	2	21
Harris	* 32	9-12	0-0	2-2	6	2	1	0	1	0	20
Pak	* 20	1-4	0-1	0-2	3	1	4	1	0	2	2
Carroll	* 31	6-8	4-5	2-2	3	1	1	0	0	2	18
Mathews	14	2-2	0-0	2-2	1	2	0	0	0	0	6
Brown	15	0-1	0-0	0-0	0	0	4	1	0	1	0
Huber	13	0-2	0-1	0-1	1	2	0	1	0	2	0
Williams T.	1	0-0	0-0	0-0	0	0	0	0	0	0	0
Williams J.	21	1-1	0-0	0-0	3	0	1	1	2	0	2
McVey	1	0-0	0-0	0-0	0	0	0	0	0	0	0
TOTALS	200	26-40	5-8	14-20	24	11	17	10	5	9	71

	Halftime	FG%	3PT%	FT%
Utah (4-2)	28	41.5	27.3	88.9
Utah State (5-1)	32	65.0	62.5	70.0

Officials: Mike Scyphers, Duane Allen, Jim Danner  
Technical: Utah-None. Utah State-None.

### Summary

Spencer Nelson scored 21 points as Utah State beat Utah 71-45 in the Dee Glen Smith Spectrum.

Andrew Bogut and Marc Jackson both led Utah in scoring with 15 points. Jackson, who made 3-of-4 shots from behind the three-point arc in the first half, was held to only two points in the second half.

Nate Harris added 20 points on 9-for-12 shooting and Jaycee Carroll had 18 points for USU.

The game was tight until Carroll scored seven straight points on three shots to give USU a 15-point edge at the 12:08 mark of the second half. Carroll shot one basket from well outside the three-point arc as the clock expired, giving USU the first double-digit lead of the game.

USU's offense was able to draw the 7-foot Bogut away from the basket in the second half, giving Nelson and Harris seven layups.

Utah State shot 82 percent from the field in the second half and 65 percent for the game, as season-high by a Ute opponent. While Utah shot 41 percent in the game for a season-low 45 points.

USU scored first in a defense-dominated first half, but the Utes led most of the way until an 8-2 run late in the half by the Aggies pushed them to a 32-28 halftime edge.

Harris dropped in a two-foot jump shot at the 6:30 mark to give the lead to USU for good at 22-21. A steal by Nelson gave teammate David Pak a breakaway layup, and a lob to Harris then stretched USU's lead to 26-21.

It was the 217th game for the rivals. Utah State has won five of the last seven meetings, though Utah holds the overall edge 127-90.

### Game #7

Montana-Western

Utah

Wednesday, December 8, 2004

Jon M. Huntsman Center • Salt Lake City (9,244)

63  
98

UM-WESTERN	MP	FG	3P	FT	R	F	A	T	B	S	TP
Day	* 24	0-2	0-0	0-0	4	4	3	2	2	1	3
Segeberg	* 30	5-11	0-1	4-5	7	2	0	2	0	0	14
Hibbert	* 23	0-2	0-1	0-0	1	1	4	4	0	0	0
Graham	* 36	2-2	1-1	0-0	5	3	2	1	0	1	5
Luedtke	* 32	7-19	6-16	4-6	1	3	1	2	0	2	24
Palmer	27	5-10	4-8	0-0	0	2	0	2	1	1	14
Feenstra	22	3-4	0-0	0-0	1	1	2	1	1	0	6
Cornelius	6	0-0	0-0	0-0	1	2	0	3	0	1	0
TOTALS	200	22-50	11-27	8-11	21	18	12	17	4	6	63

UTAH	MP	FG	3P	FT	R	F	A	T	B	S	TP
Hawkins	* 16	5-6	0-0	1-1	6	2	2	0	0	0	11
Chaney	* 21	8-10	0-0	4-5	4	0	3	1	0	3	20
Bogut	* 26	4-9	0-1	2-2	6	1	3	2	3	2	10
Jackson M.	* 28	4-5	2-3	1-1	0	2	2	0	0	0	11
Drisdorn	* 24	3-5	2-3	0-0	1	1	2	1	0	2	8
Calvin	19	1-3	0-0	2-2	4	2	5	0	0	1	4
Iverson	14	3-4	0-0	0-0	0	0	4	0	0	1	6
Grant	12	1-4	0-1	1-2	3	2	3	2	0	3	3
Markson	14	6-6	0-0	3-4	3	0	1	0	0	1	15
Jackson C.	4	0-0	0-0	1-2	0	2	0	0	0	0	1
Schmidt	5	0-1	0-0	0-0	1	0	0	0	0	0	0
Langvad	17	4-7	0-1	1-2	3	1	1	2	0	0	9
TOTALS	200	39-60	4-9	16-21	35	13	26	8	3	14	98

	Halftime	FG%	3PT%	FT%
Montana-Western (9-4)	30	44.0	40.7	72.7
Utah (5-2)	48	65.0	44.4	76.2

Officials: Bob Staffen, Greg Burks, Bill Kennedy  
 Technicals: UM-Western-None. Utah-None.

### Summary

Junior **Richard Chaney** had a team-high 20 points in Utah's 98-63 win over Montana-Western in Salt Lake City.

Utah shot 63 percent from the floor in the first half to build a 48-30 lead, and followed it with 66 percent shooting in the second half to defeat the Bulldogs. Montana-Western was not as successful, shooting only 44 percent from the field. The Utes finished with a season-best 65.0 field goal percentage. The Utes also had a season-low eight turnovers and a season-best 26 assists.

Montana-Western guard **Matt Luedtke** had a game-high 24 points. The Bulldogs tried to stay in the game with three-pointers, as they almost tripled the Utes' four with their 11. However, the Utes shot 44.4 percent from three-point range, made 16-of-21 free throws and had a commanding 35 to 21 edge on the boards.

**Andrew Bogut** had 10 points, six rebounds and a game-high three blocked shots. **Bryant Markson** finished with a career-best 15 points, while forward **Justin Hawkins** finished with 11 points and six rebounds for Utah.

### Game #8

Utah

Arizona (#15)

Saturday, December 11, 2004

McKale Center • Tucson, Ariz. (14,533)

62  
67

UTAH	MP	FG	3P	FT	R	F	A	T	B	S	TP
Hawkins	* 27	2-7	0-2	3-4	4	3	2	3	0	0	7
Chaney	* 35	5-11	1-5	3-4	4	1	1	4	0	2	14
Bogut	* 36	8-10	2-4	2-2	10	4	3	6	0	1	20
Jackson M.	* 40	2-6	1-2	3-4	3	3	5	3	0	0	8
Drisdorn	* 27	0-3	0-2	0-0	1	5	3	0	0	0	0
Calvin	1	0-0	0-0	0-0	0	1	0	0	0	0	0
Markson	26	4-7	3-4	2-2	2	4	0	2	0	1	13
Jackson C.	3	0-0	0-0	0-0	0	1	0	0	0	0	0
Langvad	5	0-0	0-0	0-0	0	1	1	0	0	1	0
TOTALS	200	21-44	7-19	13-16	26	23	15	19	0	5	62

ARIZONA	MP	FG	3P	FT	R	F	A	T	B	S	TP
Fox	* 14	0-2	0-0	0-0	3	3	1	1	0	0	0
Adams	* 31	6-10	0-2	2-2	5	4	0	1	0	3	14
Frye	* 28	7-12	1-1	4-4	9	4	2	1	3	0	19
Shakur	* 28	2-9	1-3	1-2	3	0	4	3	0	2	6
Stoudamire	* 30	0-1	0-0	0-1	0	1	1	2	0	1	0
Rodgers	23	2-6	1-5	4-4	2	1	3	1	1	2	9
Brielmaier	3	0-0	0-0	0-0	0	0	0	0	0	0	0
McClellan	21	2-5	0-3	1-2	3	2	0	3	0	1	5
Radenovic	22	3-7	2-2	6-6	2	2	2	2	0	1	14
TOTALS	200	22-52	5-16	18-21	29	17	13	15	4	10	67

	Halftime	FG%	3PT%	FT%
Utah (5-3)	32	47.7	36.8	81.3
Arizona (6-2)	29	42.3	31.3	85.7

Officials: Stanley Reynolds, Terry Christman, Mike Reed  
 Technicals: Utah-None. Arizona-None.

### Summary

**Channing Frye** scored 19 points despite foul trouble and **Hassan Adams** slammed home a rebound with 40 seconds to play, allowing 15th-ranked Arizona to escape with a 67-62 victory over Utah at the McKale Center in Tucson, Ariz.

**Andrew Bogut** had 20 points and 10 rebounds on 8-for-10 shooting. **Richard Chaney** scored 14 and **Bryant Markson** 13 for the Utes.

**Chris Rodgers** had six points and a crucial assist in the final 3:39, including four free throws in the last 25.2 seconds. His two from the line with 2.7 seconds to go sealed the victory. Adams and **Ivan Radenovic** scored 14 apiece for Arizona.

Arizona's **Salim Stoudamire**, the team's leading scorer at 16 points per game, was hounded by Utah's **Marc Jackson** throughout the game. Stoudamire took just one shot and was scoreless in 30 minutes.

After Bogut's rebound basket put the Utes up 56-51 with 5:41 remaining, Radenovic sank a three-pointer. Rodgers then made a 15-footer from the baseline to tie it at 56. Markson's two free throws gave Utah its last lead, 58-56, with 2:58 to play.

Rodgers penetrated the Utes' zone, then passed to Radenovic for a layup to tie it at 58-58. Jackson missed, and Frye's baseline drive put Arizona ahead 60-58.

Bogut was called for an offensive foul on Utah's next possession, and Adams' spectacular rebound on Rodgers' missed three-pointer put Arizona ahead 62-58 with 40 seconds left.

The Utes still had a chance to tie it after **Mustafa Shakur** made one of two free throws with 9.1 seconds to play, putting Arizona ahead 65-62, but Jackson threw the ball away on the ensuing fast-break.

Utah led by as many as nine points in the first half and was up 32-29 at the break. The Wildcats caught the Utes at 35-35 on Adams' stuff, then took their first lead since the opening minutes, 37-36, on Frye's tip-in with 17:08 to play. Chaney scored the last four points in a 6-0 surge that had Utah up 53-48 with 7:53 left.

### Game #9

Northern Colorado

Utah

Friday, December 17, 2004

Jon M. Huntsman Center • Salt Lake City (9,755)

66  
81

NO. COLO.	MP	FG	3P	FT	R	F	A	T	B	S	TP
Randle	* 22	4-7	0-0	1-2	4	4	1	1	0	0	9
Olson	* 28	1-3	0-1	0-0	6	3	1	1	0	1	2
Archibeque	* 35	4-9	0-1	4-6	5	3	1	5	1	1	12
Kline	* 36	5-14	2-6	2-2	1	2	3	3	0	2	14
Nolen	* 35	5-10	2-5	2-3	2	0	3	0	0	0	0
Taibi	20	4-8	1-3	4-4	1	5	2	1	0	1	13
Lewis	4	0-0	0-0	0-0	1	0	0	0	0	0	0
Steward	20	1-2	0-0	0-0	2	2	1	2	0	0	2
TOTALS	200	24-53	5-16	13-17	24	19	12	14	1	5	66

UTAH	MP	FG	3P	FT	R	F	A	T	B	S	TP
Hawkins	* 20	2-4	0-0	2-4	2	1	6	0	0	0	6
Markson	* 21	1-4	0-2	0-2	1	3	2	1	0	0	2
Bogut	* 29	9-11	0-0	6-6	11	1	1	2	2	2	24
Jackson M.	* 30	5-6	4-5	4-4	1	1	3	1	0	0	18
Drisdorn	* 19	0-4	0-3	0-0	3	1	3	1	0	0	0
Calvin	21	1-3	0-0	6-8	4	2	3	3	0	0	8
Iverson	10	2-2	1-1	0-0	2	0	0	3	0	0	5
Chaney	18	4-10	2-3	0-0	0	2	1	0	0	0	10
Grant	4	0-0	0-0	0-0	1	2	0	1	0	0	0
Jackson C.	12	3-4	0-0	0-0	2	2	0	2	1	1	6
Langvad	16	1-2	0-0	0-0	2	1	1	1	0	1	2
TOTALS	200	28-50	7-14	18-24	33	16	20	15	3	4	81

	Halftime	FG%	3PT%	FT%
Northern Colorado (2-11)	22	45.3	31.3	76.5
Utah (6-3)	33	56.0	50.0	75.0

Officials: David Hall, Shawn Lehigh, Jim Danner  
 Technicals: Northern Colorado-None. Utah-None.

### Summary

Sophomore center **Andrew Bogut** scored 24 points and pulled down 11 rebounds to lead Utah past Northern Colorado 81-66 in Salt Lake City.

**Marc Jackson** added 18 points for the Utes, and **Richard Chaney** scored 10 points despite being slowed by a sore right ankle and playing off the bench.

Utah, which led 33-22 at the break, shot 28-of-50 (56 percent) from the field in the nonconference win. It was the fourth straight loss for the Bears.

**Sean Nolen** and **Matt Kline** each scored 14 points to lead four Northern Colorado players in double figures. **Sean Taibi** added 13 points for the Bears, and **Kirk Archibeque** scored 12.

The Utes pushed their lead to 21 points with 13:15 to play in the second half, going on a 15-5 run over two and a half minutes. Jackson made a pair of free throws and a three-pointer to close it out.

**Game #10**  
Coppin State  
Utah

37  
66

Monday, December 20, 2004  
Jon M. Huntsman Center • Salt Lake City (9,682)

COPPIN ST.	MP	FG	3P	FT	R	F	A	T	B	S	TP
King	*29	2-5	2-2	0-0	1	3	1	2	1	0	6
Proctor	*24	3-9	0-0	2-2	6	4	0	1	0	0	8
Colter	*32	5-11	0-0	0-0	7	2	0	1	5	1	10
Otis	*28	3-9	1-4	0-1	2	0	2	1	0	2	7
Scott	*26	1-8	0-3	0-0	1	4	2	4	0	1	2
Roberts	23	1-5	0-1	0-0	2	1	3	2	0	0	2
Creppy	1	0-0	0-0	0-0	0	0	0	0	0	0	0
Miller	1	0-0	0-0	0-0	0	0	0	0	0	0	0
Yates	12	0-2	0-0	2-2	2	2	0	0	2	0	2
Woodlin	1	0-1	0-0	0-0	0	0	0	2	0	1	0
Harrison	9	0-0	0-0	0-0	0	0	0	1	0	1	0
Pressey	14	0-1	0-0	0-0	3	2	0	1	1	0	0
TOTALS	200	15-51	3-10	4-5	30	19	8	15	9	6	37

UTAH	MP	FG	3P	FT	R	F	A	T	B	S	TP
Hawkins	*20	1-4	0-0	0-0	3	2	1	1	1	0	2
Chaney	*24	2-8	0-2	2-2	2	0	2	2	2	0	6
Bogut	*30	12-19	0-0	4-7	14	3	1	1	2	4	28
Jackson M.	*33	3-8	2-6	0-0	7	3	3	2	1	1	8
Drisdom	*18	0-3	0-2	2-2	3	1	4	1	0	1	2
Calvin	26	1-2	0-0	1-2	1	1	5	1	0	1	3
Iverson	4	2-2	2-2	0-0	0	2	0	0	0	0	6
Grant	1	0-0	0-0	0-0	0	0	0	0	0	0	0
Markson	25	4-6	1-2	1-3	6	1	0	2	0	0	10
Jackson C.	10	0-0	0-0	1-2	0	0	0	0	0	0	1
Langvad	9	0-2	0-0	0-0	2	1	0	1	0	1	0
TOTALS	200	25-54	5-14	11-18	42	14	16	11	6	8	66

Halftime FG% 3PT% FT%

Coppin State (2-8)	18	29.4	30.0	80.0
Utah (7-3)	25	46.3	35.7	61.1

Officials: Scott Thornley, Verne Harris, Mike Littlewood  
Technical: Coppin State-Team. Utah-None

**Summary**

Andrew Bogut scored 28 points and grabbed 14 rebounds on Dec. 20 to lead Utah over Coppin State 66-37 in Salt Lake City.

Utah led 25-18 at halftime, but struggled early in the second half as Coppin State closed to 34-29 with 11:39 to play. But the Utes went on a 23-4 run to take a 24-point lead, putting them up for good.

Henry Colter led Coppin State with 10 points and seven rebounds, and was the only Eagle to score in double figures.

Bryant Markson finished with 10 points and six rebounds for Utah. Bogut's double-double was his seventh of the season.

The Utes held Coppin State to 37 points and 29.4 percent shooting from the field, the lowest totals by a Utah opponent this season. Utah also had just 11 turnovers with 16 assists and a season-best 42 rebounds.

**Game #11**  
Utah  
Cal Poly

92  
76

Wednesday, December 22, 2004  
Mott Gym • San Luis Obispo, Calif. (2,442)

UTAH	MP	FG	3P	FT	R	F	A	T	B	S	TP
Hawkins	*21	8-13	0-2	3-8	6	0	1	2	0	0	19
Chaney	*36	7-9	2-2	5-5	3	3	4	1	0	0	21
Bogut	*37	9-16	0-0	5-8	12	2	3	5	2	0	23
Jackson M.	*25	5-9	2-5	0-0	3	2	6	2	0	2	12
Drisdom	*28	2-4	1-2	4-4	1	3	6	4	0	5	9
Calvin	24	0-0	0-0	0-0	1	1	5	4	0	3	0
Iverson	3	0-0	0-0	0-0	0	0	0	0	0	0	0
Markson	23	3-6	0-0	2-5	4	3	1	2	0	3	8
Jackson	3	0-0	0-0	0-0	2	0	0	0	1	0	0
TOTALS	200	34-57	5-11	19-30	35	14	26	20	3	13	92

CAL POLY	MP	FG	3P	FT	R	F	A	T	B	S	TP
Titchenal	*14	0-0	0-0	0-1	1	2	0	1	0	1	0
Haskins	*34	6-10	1-2	0-0	2	1	0	2	0	5	13
Lisinac	*23	3-3	0-0	0-1	4	5	0	2	1	0	6
Whiten	*27	11-17	6-7	1-1	0	5	0	2	0	1	29
Sampson	*28	0-5	0-4	0-0	2	2	4	3	1	1	0
Enzweiler	23	3-6	1-4	1-1	2	3	0	4	0	1	8
Jones	11	4-6	2-4	0-0	0	2	3	5	0	1	10
Henry	2	0-0	0-0	0-0	0	0	0	0	0	0	0
McGinn	23	1-3	1-2	0-0	1	0	1	1	0	1	3
Johnson	14	3-6	0-0	1-1	5	5	1	0	1	1	7
Thuraw	1	0-1	0-0	0-0	1	0	0	0	0	0	0
TOTALS	200	31-57	11-23	3-5	21	26	9	20	3	12	76

Halftime FG% 3PT% FT%

Utah (8-3)	43	59.6	45.5	63.3
Cal Poly (2-5)	40	54.4	47.8	60.0

Officials: Jerry Scott, Milt Stowe, Mike Littlewood  
Technical: Utah-None. Cal Poly-Titchenal.

**Summary**

Andrew Bogut tallied his eighth double-double in 11 games as Utah beat Cal Poly 92-76 in San Luis Obispo, Calif. The 7-foot center was 9-for-16 from the floor and finished with 23 points and 12 rebounds for the Utes.

Cal Poly kept it close in the first half thanks to a good perimeter game that saw the Mustangs hit half of their 32 floor shots. Freshman Dawin Whiten scored his team's first 11 points and hit his first four three-point attempts, notching 19 points by the half. He finished with a career-high 29 points, fouling out with 7:32 left.

But Utah, which led 43-40 at halftime, pulled away early in the second half thanks to a 13-3 run capped by a breakaway dunk by Justin Hawkins.

Utah outscored Cal Poly 49-63 in the second half and had four players reach double figures. Hawkins finished 19 points, while Richard Chaney added 21 and Marc Jackson 12.

Utah had a season-high 26 assists in the game, outshot the Mustangs 59.6 to 54.4 percent from the field and had a 35-21 advantage on the boards. The Utes also had a big advantage at the free throw line, making 19-of-30 while Cal Poly was 3-of-5.

**Game #12**  
Weber State  
Utah

40  
51

Wednesday, December 28, 2004  
Jon M. Huntsman Center • Salt Lake City (10,057)

WEBER ST.	MP	FG	3P	FT	R	F	A	T	B	S	TP
Goodell	*28	2-5	0-2	0-0	4	1	1	0	0	2	4
Patten	*22	0-7	0-2	1-4	5	3	0	2	0	2	1
Allred	*36	8-19	0-0	4-5	7	3	1	2	0	2	20
Emadi	*10	1-1	0-0	0-0	1	1	1	1	0	0	2
Cox	*24	1-2	1-2	0-0	1	0	2	0	0	1	3
Riggs	9	1-2	0-0	0-0	1	2	0	0	0	0	2
Silveria	25	1-4	1-4	2-2	0	0	2	1	0	1	5
Jenkins	25	1-4	0-0	0-0	4	2	0	3	0	0	2
Stovall	21	0-5	0-3	1-2	2	3	1	1	0	0	1
TOTALS	200	15-49	2-13	8-13	28	15	8	11	0	8	40

UTAH	MP	FG	3P	FT	R	F	A	T	B	S	TP
Hawkins	*26	2-8	0-3	0-0	3	2	1	4	0	1	4
Markson	*27	5-5	0-0	2-2	1	4	1	2	0	0	12
Bogut	*37	10-18	0-0	2-2	17	2	3	2	2	3	22
Jackson M.	*37	1-7	0-4	0-0	4	0	1	2	0	0	2
Drisdom	*26	1-3	1-1	0-0	2	2	0	1	0	1	3
Calvin	17	0-1	0-0	0-1	1	1	2	2	0	1	0
Iverson	13	2-3	1-1	0-1	1	0	1	1	0	0	5
Jackson C.	8	0-1	0-0	0-0	1	3	0	2	0	0	0
Langvad	9	1-2	1-2	0-0	1	0	0	1	0	0	3
TOTALS	200	22-48	3-11	4-6	36	14	9	17	4	6	51

Halftime FG% 3PT% FT%

Weber State (4-7)	14	30.6	15.4	61.5
Utah (9-3)	19	45.8	27.3	66.7

Officials: Andy Rios, Bob Scofield, Tom Spitznagel  
Technical: Weber State-None. Utah-None.

**Summary**

Utah's Andrew Bogut scored 22 points and grabbed 17 rebounds as the Utes defeated the Weber State Wildcats 51-40 in Salt Lake City.

The victory makes four in a row for Utah. The Wildcats lost their third in a row and their sixth in the last seven games.

Both teams struggled to score in the first half and Utah only held a 19-14 lead at the half. The Utes only shot 9-of-22 for 40 percent and Weber State went 5-of-27 for 18 percent.

The score stayed relatively close until late in the second half when Utah opened a double-digit lead. Despite several scoring droughts throughout the game, Weber State came back to cut the deficit to under 10 points, but the game was nearly over.

In addition to Bogut, Bryant Markson scored 12 points. Lance Allred was the leading scorer for Weber State with 20 points and seven rebounds.

## Game #13

Colorado  
Utah

48  
80

Friday, December 30, 2004

Jon M. Huntsman Center • Salt Lake City (9,447)

COLORADO	MP	FG	3P	FT	R	F	A	T	B	S	TP
Copeland	* 33	6-12	2-6	1-2	3	2	2	2	0	2	15
Arrington	* 15	1-2	0-0	0-0	2	0	0	1	2	0	2
Obazuaye	* 23	2-7	1-3	0-2	3	0	1	1	2	0	5
Hall	* 27	1-6	0-3	1-2	2	2	2	6	0	0	3
Roby	* 23	1-11	0-6	0-0	2	4	3	1	0	1	2
Eddy	10	1-2	0-0	0-0	2	4	0	1	0	0	2
Osborn	16	4-6	1-2	0-0	4	2	1	0	1	1	9
Seinger	2	0-0	0-0	0-0	0	2	0	0	0	0	0
Freeman	17	2-6	0-2	2-4	1	1	1	1	0	2	6
King-Stockton	17	1-1	0-0	2-2	2	2	1	0	2	2	4
McGee	17	0-1	0-0	0-0	4	0	0	3	0	3	0
TOTALS	200	19-54	4-22	6-12	26	19	11	16	7	11	48

UTAH	MP	FG	3P	FT	R	F	A	T	B	S	TP
Bogut	* 32	9-15	0-0	7-10	15	2	0	2	1	1	25
Markson	* 32	3-9	1-3	7-8	8	0	1	2	0	5	14
Jackson C.	* 20	2-2	0-0	0-0	3	2	2	2	1	1	4
Iverson	* 11	0-3	0-2	0-0	1	2	1	0	0	0	0
Drisdorn	* 31	5-9	4-6	2-2	2	0	3	1	0	0	16
Jackson M.	32	1-5	0-2	6-6	4	4	5	5	0	2	8
Calvin	7	0-1	0-0	0-0	2	0	0	1	0	0	0
Hawkins	13	1-4	0-0	0-0	1	2	0	0	0	0	2
Grant	2	0-0	0-0	0-0	0	0	0	0	0	0	0
Schmidt	2	0-0	0-0	0-0	0	0	0	0	0	0	0
Langvad	18	4-5	1-1	2-2	3	0	0	2	0	0	11
TOTALS	200	25-53	6-14	24-28	43	12	12	17	2	9	80

	Halftime	FG%	3PT%	FT%
Colorado (7-3)	21	35.2	18.2	50.0
Utah (10-3)	48	47.2	42.9	85.7

Officials: Scott Thornley, Bill Gracey, Kelly Self  
 Technicals: Colorado-Eddy. Utah-None.

### Summary

Ute sophomore center/forward **Andrew Bogut** scored 25 and grabbed 15 rebounds as the Utes defeated the Colorado Buffaloes 80-48 at the Jon M. Huntsman Center.

The Utes captured their fifth win in a row. The loss ended a five-game winning streak for the Buffaloes, who haven't won in Salt Lake City since 1946.

The Utes could do little wrong in the first half as they cruised to a 48-21 halftime lead, led by Bogut's 20 points and eight rebounds.

The Buffaloes only managed 31 percent shooting from the field in the half. The Utes, meanwhile, hit 14-of-14 foul shots in the first half while Colorado never reached the line.

Utah stretched its lead in the second half, at one point going up by as many as 36.

Guard **Tim Drisdorn** added 16 points, including hitting 4-of-5 from the three-point line. **Bryant Markson** had 14 and **Jonas Langvad** added 11. The Utes outrebounded the Buffaloes 43-26 with a season-best effort. Utah also had a significant advantage at the free throw line, making 24-of-28 while CU went just 6-for-12.

Forward **Chris Copeland** led the Buffaloes with 15 points. Colorado shot just 4-for-22 from three-point range (18.2 percent) and was outshot from the field 47.2 to 35.2 percent.

## Game #14

LSU  
Utah

55  
69

Monday, January 3, 2005

Jon M. Huntsman Center • Salt Lake City (9,298)

LSU	MP	FG	3P	FT	R	F	A	T	B	S	TP
Bass	* 36	6-11	3-3	2-2	9	3	0	2	1	2	0
Hudson	* 38	3-8	3-7	2-2	1	0	2	1	0	1	11
Davis	* 25	1-4	0-1	2-2	1	3	1	0	1	1	4
Mitchell	* 33	3-10	2-7	0-0	1	3	4	0	0	0	8
Minor	* 29	5-14	2-10	0-1	3	4	4	1	0	3	12
Whipple	21	1-1	1-1	0-0	2	0	1	0	0	0	3
Lazare	2	0-0	0-0	0-0	0	1	0	0	0	0	0
Neltner	16	0-2	0-2	0-0	0	2	1	1	0	0	0
TOTALS	200	19-50	11-31	6-7	21	16	13	6	2	7	55

UTAH	MP	FG	3P	FT	R	F	A	T	B	S	TP
Bogut	* 40	10-15	0-1	4-7	17	2	0	2	0	1	24
Markson	* 38	4-6	0-1	4-7	8	2	1	0	0	0	12
Jackson C.	* 16	1-2	0-0	0-0	2	0	2	0	0	0	2
Jackson M.	* 38	4-7	4-4	3-4	3	1	1	2	0	0	15
Drisdorn	* 36	2-6	1-4	0-2	3	1	3	2	0	0	5
Calvin	8	1-2	0-1	0-0	2	1	0	1	0	0	2
Langvad	24	3-10	2-5	1-2	2	2	0	1	0	0	9
TOTALS	200	25-48	7-16	12-22	39	9	7	8	0	1	69

	Halftime	FG%	3PT%	FT%
LSU (6-4)	34	38.0	35.5	85.7
Utah (11-3)	35	52.1	43.8	54.5

Officials: David Hall, Bob Staffen, Randy McCall  
 Technicals: LSU-None. Utah-None.

### Summary

**Andrew Bogut** scored 24 points and pulled down 17 rebounds to lead Utah past Louisiana State 69-55 at the Huntsman Center.

Bogut, who had 12 rebounds in the first half, got his seventh straight double-double and has pulled down 49 rebounds in the last three games. The 7-foot Australian scored 11 of Utah's first 12 points in the second half and the Utes wore down the Tigers for their sixth straight win.

**Marc Jackson** scored 15 and **Bryant Markson** added 12 points for the Utes, who won the second meeting between the two schools and evened the series after LSU opened the home-and-home series with a 65-61 win last season in Baton Rouge.

**Brandon Bass** led LSU with 17 points and nine rebounds and **Tack Minor** added 12 points. The Tigers tried to keep it close with 11 three-pointers. However, they had no answer for Bogut.

Bogut scored seven straight points to open the second half, starting it with a dunk and adding a baseline jumper just before the shot clock expired. Bogut kept spinning around whoever was defending him for easy layups.

The Tigers tried double teaming Bogut and he still pulled down two offensive rebounds in one possession.

Jackson hit a three-pointer and Markson made two free throws to put Utah up 54-44, then Bass answered with a three-pointer to get the Tigers back within single digits. But **Tim Drisdorn** put back his own miss and **Jonas Langvad** hit his second three-pointer of the night to put Utah ahead 59-47. Bogut added two free throws with 5:57 left to make it a 61-47 lead, but even the Tigers' three-point attack wasn't enough to make up the margin.

## Game #15

Whitworth  
Utah

60  
81

Wednesday, January 5, 2005

Jon M. Huntsman Center • Salt Lake City (9,010)

WHITWORTH	MP	FG	3P	FT	R	F	A	T	B	S	TP
Pecht	* 38	6-16	3-5	0-0	4	3	1	0	0	4	15
Larkin	* 34	2-4	0-1	0-0	3	3	2	1	2	2	4
Jones	* 32	2-5	1-4	2-2	3	3	3	1	1	1	7
Williams	* 40	7-15	5-7	2-2	0	1	3	3	0	1	21
Young	* 35	5-12	3-10	0-0	6	4	1	2	0	0	13
Simons	8	0-1	0-1	0-0	0	0	0	0	0	0	0
McGrady-Beach	2	0-0	0-0	0-0	0	1	0	0	0	0	0
Bennett	4	0-0	0-0	0-0	0	2	0	1	0	1	0
Taylor	7	0-2	0-0	0-0	1	2	0	0	0	1	0
TOTALS	200	22-55	12-28	4-4	19	19	10	9	3	10	60

UTAH	MP	FG	3P	FT	R	F	A	T	B	S	TP
Bogut	* 18	10-13	0-0	3-4	8	1	4	0	0	0	23
Jackson C.	* 28	2-2	0-0	3-4	5	1	1	1	0	0	7
Jackson M.	* 23	6-9	5-6	1-2	5	0	5	0	0	1	18
Iverson	* 18	1-4	0-1	0-0	0	2	1	2	0	1	2
Drisdorn	* 25	2-3	1-2	0-0	3	1	2	0	0	0	5
Calvin	16	0-1	0-0	0-2	3	0	1	4	0	0	0
Grant	16	1-3	0-0	4-5	1	1	0	2	0	1	6
Markson	27	4-6	0-1	3-5	4	0	3	1	0	1	11
Schmidt	3	0-0	0-0	0-0	1	0	0	1	0	0	0
Langvad	25	1-2	0-1	7-9	3	1	0	1	0	1	9
TOTALS	200	27-43	6-11	21-31	36	7	17	12	0	5	81

	Halftime	FG%	3PT%	FT%
Whitworth (4-4)	27	40.0	42.9	100
Utah (12-3)	42	62.8	54.5	67.7

Officials: Greg Burks, Mike Littlewood, Roosevelt Brown  
 Technicals: Whitworth-None. Utah-None.

### Summary

**Andrew Bogut** scored 23 points and grabbed eight rebounds in Utah's 81-60 win over Whitworth at the Huntsman Center. It was the Utes' seventh straight win and marked the end of their nonconference schedule.

The Pirates couldn't stack up against Utah's size, and the Utes pulled away early. Utah dominated inside, outscoring Whitworth 40-10 in the paint and holding a 36-19 rebounding advantage.

**Marc Jackson** had 18 points for the Utes and made five of his six attempts from three-point range.

**Bryan Williams** led the way for the Pirates, scoring 21 points, including five three-pointers. As a team, Whitworth attempted 28 three point shots, connecting on 12 of them.

The Utes outscored Whitworth 15-3 to open the game, getting 11 of those points from Bogut. Utah led 42-27 at halftime, then started resting its top players in the second half. Utah shot 62.8 percent from the floor and 54.5 percent from three-point range.

## Game #16

UNLV  
Utah

52  
70

Monday, January 10, 2005

Jon M. Huntsman Center • Salt Lake City (10,385)

UNLV	MP	FG	3P	FT	R	F	A	T	B	S	TP
Blankson	* 29	5-11	0-0	2-2	4	4	3	4	0	1	12
Beck	* 35	5-10	2-6	0-2	4	0	2	1	0	0	12
Amundson	* 27	2-5	0-0	1-3	3	2	0	0	2	1	5
Blassingame	* 22	3-8	2-6	0-0	0	4	1	3	0	2	8
Hannan	* 22	2-4	1-2	0-0	2	3	1	0	0	1	5
Umeh	16	3-5	1-2	0-0	0	1	0	0	0	0	7
Terry	8	0-1	0-1	0-0	0	0	0	0	0	0	0
Morgan	18	1-4	1-1	0-1	0	3	2	2	0	0	3
Anthony	7	0-1	0-0	0-0	1	1	0	0	0	0	0
Villepigue	16	0-2	0-0	0-0	2	4	0	1	1	0	0
TOTALS	200	25-51	7-18	3-8	18	22	9	11	1	0	52

UTAH	MP	FG	3P	FT	R	F	A	T	B	S	TP
Jackson C.	* 14	2-4	0-0	0-1	6	2	0	0	0	0	4
Langvad	* 21	2-8	0-3	0-0	3	3	0	1	0	0	4
Bogut	* 35	5-8	0-0	0-0	15	2	4	3	1	0	10
Drisdorn	* 34	2-4	1-1	3-4	2	2	4	1	0	2	8
Grant	* 5	0-0	0-0	0-0	0	0	0	1	0	0	0
Jackson M.	36	5-10	5-8	8-12	4	2	3	3	0	1	23
Calvin	6	0-1	0-0	0-0	0	0	1	1	0	0	0
Hawkins	12	2-4	0-1	0-0	3	1	0	1	0	1	4
Iverson	1	0-0	0-0	0-0	0	0	0	0	0	0	0
Markson	36	5-9	1-3	6-7	7	2	2	2	0	1	17
TOTALS	200	23-48	7-16	17-24	43	14	14	14	1	5	70

	Halftime	FG%	3PT%	FT%
UNLV (7-6, 0-1)	24	41.2	38.9	37.5
Utah (13-3, 1-0)	31	47.9	43.8	70.8

Officials: Scott Thornley, David Hall, Dick Cartmell  
Technical: UNLV-None. Utah-None.

### Summary

Marc Jackson scored a career-high 23 points as Utah defeated the UNLV Rebels 70-52 in Salt Lake City.

The game was the Mountain West conference opener for both teams. The Rebels lost to Utah fourth straight time. UNLV has dropped seven consecutive games in Salt Lake City dating back to 1982.

Utah cruised to the victory on the strength of a 17-4 run midway through the second half. The run was sparked by a pair of three-pointers by Jackson and two buckets by Andrew Bogut. The Utes led by as many as 20 in the second half. The Rebels struggled after guard Jerel Blassingame received his fourth foul at the 9:28 mark in the second half and was forced to leave the game.

The Utes built a 31-24 halftime lead thanks to a balanced scoring effort that included a quick 5-0 run near the end of the first half. Utah also out-rebounded UNLV 23-10 in the opening half.

The majority of Jackson's points came from behind the arc where he was 5-of-8. Bogut recorded his 12th double-double of the year with 10 points and 15 rebounds. Bryant Markson also scored a career-best 17 points and grabbed seven rebounds.

UNLV's Romel Beck and Odartey Blankson each scored 12 points.

Utah had a season-high 43 rebounds to UNLV's 18.

## Game #17

Utah  
Wyoming

74  
49

Saturday, January 15, 2005

Arena-Auditorium • Laramie, Wyo. (10,336)

UTAH	MP	FG	3P	FT	R	F	A	T	B	S	TP
Bogut	* 23	5-6	1-1	1-2	8	2	3	2	1	1	12
Markson	* 36	5-10	2-5	3-4	2	2	1	6	1	0	15
Jackson C.	* 32	4-6	0-0	0-2	5	2	0	1	0	2	8
Jackson M.	* 29	1-3	0-0	0-0	2	1	10	3	0	3	2
Drisdorn	* 27	4-5	1-2	4-5	2	3	2	0	0	1	13
Calvin	19	0-2	0-0	2-2	7	1	1	0	0	0	2
Hawkins	1	0-1	0-0	0-0	0	0	1	0	0	0	0
Iverson	3	0-0	0-0	0-0	0	1	0	0	0	0	0
Grant	3	1-2	1-1	0-0	0	0	0	1	0	0	3
Schmidt	2	0-0	0-0	0-0	0	0	1	0	0	0	0
Langvad	25	7-11	4-7	1-2	3	3	0	0	0	0	19
TOTALS	200	27-46	9-16	11-17	35	15	18	14	2	7	74

WYOMING	MP	FG	3P	FT	R	F	A	T	B	S	TP
Leven	* 31	1-4	1-3	0-0	1	3	1	2	0	0	3
Williams	* 23	3-7	0-0	3-5	6	1	1	0	2	0	9
Dunn	* 20	2-4	0-0	0-0	4	3	0	1	0	0	4
Sherrell	* 17	0-3	0-2	0-0	1	1	2	1	0	1	0
Straight	* 36	3-10	2-6	4-6	1	3	4	4	0	1	12
Webb	20	2-6	0-1	0-0	1	3	1	1	1	1	4
Lewis	14	4-7	2-4	0-0	2	1	0	0	0	1	10
Ebert	1	0-0	0-0	0-0	0	0	0	0	0	0	0
Anderson	16	3-5	0-0	1-3	1	3	0	1	3	1	7
Boswell	3	0-0	0-0	0-0	0	0	0	1	0	0	0
Wabington	19	0-3	0-0	0-0	1	0	0	0	0	0	0
TOTALS	200	18-49	5-16	8-14	22	18	9	11	6	5	49

	Halftime	FG%	3PT%	FT%
Utah (14-3, 2-0)	32	58.7	56.3	64.7
Wyoming (8-7, 0-2)	16	36.7	31.3	57.1

Officials: Lonnie Dixon, Duane Allen, Mike Reed  
Technical: Utah-None. Wyoming-None.

### Summary

Reserve forward Jonas Langvad scored a career-high 19 points in leading Utah to its ninth consecutive victory with an easy 74-49 win over Wyoming at the Arena-Auditorium. It was the Runnin' Utes' most decisive win in Laramie, Wyo., since winning 99-74 in 1974.

Bryant Markson added 15 points, Tim Drisdorn 13, and Andrew Bogut 12 for the Utes. Marc Jackson added 10 assists.

Utah scored the game's first 16 points—half of them by Markson, who had 11 points in the first half—and the Utes never faced a serious challenge the rest of the contest.

Wyoming, which missed its first 10 shots and hit just 28.6 percent from the field in the first half, didn't get on the scoreboard until Chris Anderson hit one of two free throws at the 10:18 mark.

Wyoming would get no closer than 13 points the rest of the game as Utah led 32-16 at halftime and went ahead by as many as 32 points in the second half.

Jay Straight led the Cowboys with 12 points—six below his average. Kevin Lewis had 10, all in the second half after not playing in the first half.

The Cowboys finished the game shooting 37 percent from the field (18-of-49), while Utah made 59 percent (27-46). Utah also outrebounded Wyoming 35-22.

## Game #18

Utah  
Colorado State

75  
52

Monday, January 17, 2005

Moby Arena • Fort Collins, Colo. (4,719)

UTAH	MP	FG	3P	FT	R	F	A	T	B	S	TP
Bogut	* 35	10-21	0-1	5-9	18	2	2	4	1	2	25
Markson	* 30	5-7	1-2	9-10	3	2	2	5	0	0	20
Jackson C.	* 19	0-0	0-0	0-0	3	1	1	1	0	1	0
Jackson M.	* 36	1-4	0-2	6-6	3	4	2	2	0	3	8
Drisdorn	* 37	4-5	4-4	2-2	3	1	4	2	0	4	14
Calvin	3	0-0	0-0	0-0	0	0	1	0	0	0	0
Hawkins	13	0-0	0-0	0-0	0	3	1	0	0	0	0
Iverson	1	0-0	0-0	0-0	0	0	0	0	0	0	0
Grant	1	1-1	1-1	0-0	1	0	0	0	0	0	3
Langvad	25	2-10	1-3	0-0	4	2	1	0	0	2	5
TOTALS	200	23-48	7-13	22-27	36	15	14	15	1	12	75

COLO. ST.	MP	FG	3P	FT	R	F	A	T	B	S	TP
Smith	* 27	3-4	0-1	2-2	5	3	2	2	1	3	8
Creason	* 25	3-5	0-0	0-0	2	3	1	1	2	2	6
Nelson	* 24	5-9	0-0	0-0	3	4	1	1	0	0	10
Ball	* 5	0-0	0-0	0-0	1	0	2	1	0	0	0
Patterson	* 32	2-5	1-3	1-2	2	3	1	1	0	0	6
Morris	17	2-7	1-5	1-1	2	2	2	5	0	0	6
Rakiecki	24	2-7	2-7	0-0	0	2	4	0	0	1	6
Thomasson	4	0-0	0-0	0-0	0	1	1	0	0	0	0
Morris	22	1-2	1-2	0-0	0	0	2	4	0	1	3
Verwers	4	0-0	0-0	0-0	1	1	1	1	0	0	0
Williams	16	3-6	0-0	1-2	1	3	1	1	0	0	7
TOTALS	200	21-45	5-18	5-7	19	22	18	17	3	7	52

	Halftime	FG%	3PT%	FT%
Utah (15-3, 3-0)	30	47.9	53.8	81.5
Colorado St. (9-7, 1-2)	34	46.7	27.8	71.4

Officials: Bill Gracey, Scott Thornley, Greg Burks  
Technical: Utah-None. Colorado St.-None.

### Summary

Andrew Bogut scored 10 of his 25 points during Utah's 25-3 second-half run and grabbed 18 rebounds, helping the Utes beat Colorado State 75-52 at Moby Arena for their 10th straight victory.

Utah struggled in a tight first half before pulling away early in the second by dominating at both ends. The Utes hit 10-of-16 shots and held Colorado State without a field goal for nearly eight minutes to turn a six-point deficit into a 55-39 lead with nine minutes left.

Bryant Markson added a career-best 20 points and Tim Drisdorn hit some big three-pointers in the second half to finish with 14 points.

Colorado State shot 15-of-22 and gave Utah problems with its big lineup—three 7-footers started—in the first half before falling apart in the second. The Rams made just 6-of-23 shots in the second half and weren't any better defensively.

Colorado State was outrebounded 36-19, including 15-5 on the offensive glass, and allowed Utah to make 14-of-22 shots in the second half to see its 10-game home winning streak come to end. Matt Nelson was the only Colorado State player to finish in double figures, scoring 10 points on 5-of-9 shooting.

It at least started off well for the Rams. Colorado State frustrated Bogut early on, pushing and shoving him almost every time he crossed the lane. The big Australian shot just 4-of-11 and had three turnovers in the first half, though he still managed to get 11 points and seven rebounds. But the physical play only seemed to make Bogut even more determined. In the second half he used a variety of up-and-unders, hooks and putbacks to help the Utes pull away. Bogut finished 10-of-21 and had eight offensive rebounds.

**Game #19**  
New Mexico  
Utah

58  
69

Saturday, January 22, 2005  
Jon M. Huntsman Center • Salt Lake City (12,031)

NEW MEXICO	MP	FG	3P	FT	R	F	A	T	B	S	TP
Devries	* 35	6-10	5-6	2-5	4	2	2	1	0	4	19
Neale	* 25	2-10	1-6	0-1	2	2	0	0	0	0	5
Chiotti	* 34	3-10	1-1	2-4	2	3	1	2	0	1	9
Walters	* 29	4-7	1-2	1-3	2	3	1	1	0	1	10
Parentice	* 5	0-1	0-1	0-0	0	1	1	0	0	0	0
Osby	15	3-3	0-0	1-4	4	3	0	1	0	1	7
Collins	23	3-7	0-1	2-2	1	3	2	3	0	1	8
Wall	11	0-2	0-2	0-0	0	2	2	0	0	2	0
Harden	7	0-0	0-0	0-0	2	1	0	1	0	0	0
Danridge	13	0-2	0-0	0-0	1	1	0	1	0	1	0
Phaler	3	0-1	0-1	0-0	0	0	0	0	0	0	0
TOTALS	200	21-53	8-20	8-19	23	21	9	10	0	11	58

UTAH	MP	FG	3P	FT	R	F	A	T	B	S	TP
Bogut	* 36	11-14	0-0	2-2	20	3	0	2	3	0	24
Markson	* 35	6-10	0-2	2-3	2	3	2	4	0	0	14
Jackson C.	* 6	1-1	0-0	1-2	0	2	0	0	0	0	3
Jackson M.	* 36	1-4	1-4	2-4	3	1	5	2	0	3	5
Drisdorn	* 35	0-2	0-1	2-2	2	4	8	1	0	1	2
Calvin	1	0-0	0-0	0-0	0	0	0	0	0	0	0
Hawkins	25	5-6	0-0	1-1	2	3	3	2	1	1	11
Iverson	1	0-0	0-0	0-0	0	0	0	0	0	0	0
Chaney	17	2-4	0-1	3-4	1	0	1	2	0	1	7
Grant	1	0-0	0-0	0-0	0	0	0	0	0	0	0
Langvad	7	1-2	0-0	1-2	3	2	0	1	0	0	3
TOTALS	200	27-43	1-8	14-20	36	18	19	14	4	6	69

	Halftime	FG%	3PT%	FT%
New Mexico (14-4, 1-2)	27	39.6	40.0	42.1
Utah (16-3, 4-0)	35	62.8	12.5	70.0

Officials: Randy McCall, Eric Curry, Michael Irving  
Technical: New Mexico-None. Utah-None.

**Summary**

Andrew Bogut scored 24 points and grabbed a career-high 20 rebounds to lead Utah to a 69-58 victory over New Mexico in Salt Lake City.

The victory was the Utes' 16th straight home win over the Lobos since 1989.

Bryant Markson added 14 points for the Utes, who held the Lobos far below their league-leading scoring average of 81.8 points per game. The Lobos shot just 37.3 percent from the field, compared to 62.8 percent for Utah. New Mexico led the nation in field goal percentage (52.5 percent) entering the game.

The story of the day was Bogut, who had just the fourth 20-double-double in Utah history. It was also the sixth 20-point, 20-rebound performance in the country this season. Bogut shot 11-for-14 from the field and also had three blocked shots.

New Mexico played without its leading scorer, senior forward Danny Granger, who missed his second straight game following knee surgery, and lost its 24th straight road game against conference opponents.

Bogut scored 18 of Utah's first 19 points, and the Utes trailed only once—for 34 seconds a quarter of the way through the first half.

The Lobos cut a 14-point lead to eight on a pair of free throws by Kris Collins with 5:29 left, but the Utes never let them get any closer.

Troy DeVries led New Mexico with 19 points, including five three-pointers. Mark Walters had 10 points. Utah's Justin Hawkins had 11 points, making 5-of-6 shots from the field, to go with three assists and two rebounds.

**Game #20**  
Air Force  
Utah (#25)

51  
63

Monday, January 24, 2005  
Jon M. Huntsman Center • Salt Lake City (11,282)

AIR FORCE	MP	FG	3P	FT	R	F	A	T	B	S	TP
Hood	* 35	3-10	1-3	1-2	2	4	0	2	1	1	8
Burtschi	* 13	0-0	0-0	0-0	0	2	0	1	0	0	0
Welch	* 40	6-16	1-5	2-2	3	3	5	1	0	1	15
McCraw	* 35	3-6	2-5	0-0	1	1	2	0	0	1	8
Keller	* 40	3-6	3-6	0-0	0	3	3	2	0	2	9
Nwaelele	17	3-4	0-1	0-0	3	1	1	0	0	0	6
Holum	18	0-1	0-0	0-0	1	1	2	0	0	2	0
Buchanan	2	2-2	1-1	0-0	0	1	0	0	0	0	5
TOTALS	200	20-45	8-21	3-4	13	16	13	6	1	7	51

UTAH	MP	FG	3P	FT	R	F	A	T	B	S	TP
Hawkins	* 26	1-3	0-0	0-0	1	3	0	0	0	1	2
Markson	* 24	4-5	1-2	2-3	3	1	2	0	0	0	11
Bogut	* 40	11-12	0-0	3-6	9	3	3	5	1	0	25
Jackson M.	* 39	3-4	1-2	4-5	5	0	10	2	1	1	11
Drisdorn	* 37	1-2	1-2	2-2	4	3	4	5	0	2	5
Calvin	1	0-0	0-0	0-0	0	0	0	0	0	0	0
Iverson	1	0-0	0-0	0-0	0	0	0	0	0	0	0
Chaney	20	3-3	0-0	0-0	0	1	0	0	0	0	6
Grant	1	0-0	0-0	0-0	0	0	0	0	0	0	0
Langvad	11	1-1	1-1	0-0	1	0	0	1	0	0	3
TOTALS	200	24-30	4-7	11-16	23	11	19	14	2	4	63

	Halftime	FG%	3PT%	FT%
Air Force (12-7, 3-1)	30	44.4	38.1	75.0
Utah (17-3, 5-0)	32	80.0	57.1	68.8

Officials: David Hall, Verne Harris, Bill Kennedy  
Technical: Air Force-None. Utah-None.

**Summary**

Andrew Bogut scored 25 points on 11-of-12 shooting to lift No. 25 Utah to a 63-51 victory over Air Force. Bryant Markson and Marc Jackson each scored 11 points, and Jackson had his second 10-assist game. The Utes shot a school-record 80 percent from the field (24-of-30) against the nation's No. 1 defense. Utah's previous best shooting game was 73.7 percent against Air Force in 1987. It was also tied the sixth-best single-game performance in NCAA history.

The Utes took apart Air Force with quick passes and lobs to Bogut, a 7-foot sophomore from Australia. Bogut also had nine rebounds. Jackson notched his first career double-double while also contributing five rebounds.

Nick Welch had 15 points to lead the Falcons, who lost for just the second time in eight games.

Bogut scored seven points in a 14-2 run at the start of the second half that gave Utah a 46-32 lead after Air Force closed within 12 points. The Falcons, outrebounded 23-13, couldn't get within single digits the rest of the way.

The Utes were efficient offensively, getting 19 assists on 24 baskets. After shooting 57.9 percent in the first half, the Falcons cooled off to 34.6 percent in the second half.

**Game #21**  
Utah (#21)  
BYU

72  
58

Monday, January 31, 2005  
Marriott Center • Provo, Utah (14,072)

UTAH	MP	FG	3P	FT	R	F	A	T	B	S	TP
Markson	* 32	5-7	1-1	0-0	4	3	1	5	1	2	11
Jackson C.	* 6	0-0	0-0	0-2	0	4	0	0	0	0	0
Bogut	* 37	7-10	0-0	6-8	9	2	4	4	5	1	20
Jackson M.	* 37	3-7	0-3	4-4	4	3	4	2	0	0	10
Drisdorn	* 30	4-6	1-3	2-3	2	2	2	2	0	1	11
Calvin	2	0-0	0-0	0-0	0	0	0	0	0	0	0
Hawkins	23	4-4	0-0	1-1	4	2	1	1	0	0	9
Iverson	1	0-0	0-0	0-0	0	0	0	0	0	0	0
Chaney	14	2-4	0-0	3-3	2	4	1	1	0	0	7
Grant	1	0-0	0-0	0-0	0	0	0	1	0	0	0
Langvad	17	1-4	0-1	2-2	0	0	0	0	0	1	4
TOTALS	200	26-42	2-8	18-23	27	20	13	16	6	5	72

BYU	MP	FG	3P	FT	R	F	A	T	B	S	TP
Hall	* 31	1-7	0-3	2-2	1	3	1	0	2	2	4
Young	* 23	3-6	0-0	4-7	4	3	2	2	0	2	10
Dawes	* 17	2-3	0-0	0-0	2	5	0	2	0	1	4
Ainge	* 32	5-8	1-3	4-5	0	1	5	3	0	1	15
Balderson	* 20	4-6	3-4	2-4	2	3	0	1	0	1	13
Rose	23	1-2	1-1	0-0	1	3	0	2	0	0	3
Burgess J.	1	0-0	0-0	0-0	0	0	0	0	0	0	0
Nashif	9	0-1	0-0	0-0	0	0	2	1	0	0	0
Reichner	3	0-0	0-0	0-0	0	0	0	0	0	0	0
Burgess S.	2	0-0	0-0	0-0	0	0	0	0	0	0	0
Meads	17	2-6	0-0	0-0	4	1	0	1	1	0	4
Jensen	14	1-3	0-0	3-5	3	1	0	0	0	1	5
Miles	8	0-2	0-0	0-0	0	2	0	0	1	0	0
TOTALS	200	19-24	5-11	15-23	20	22	10	12	4	8	58

	Halftime	FG%	3PT%	FT%
Utah (18-3, 6-0)	28	61.9	25.0	78.3
BYU (7-14, 1-5)	29	43.2	45.5	65.2

Officials: David Hall, Randy McCall, Larry Spaulding  
Technical: Utah-Markson. BYU-Hall, Miles.

**Summary**

Andrew Bogut had 20 points, nine rebounds and tied his career high with five blocks to lead Utah to its 13th straight win, 72-58 over rival Brigham Young in Provo.

Bryant Markson and Tim Drisdorn each scored 11 points and Marc Jackson had 10 points for No. 21 Utah. The Utes shot 61.9 percent from the field overall and 17-of-24 in the second half. Utah beat BYU for the fifth time in the last six meetings.

Austin Ainge led BYU with 15 points, Jimmy Balderson added 13 points and Keena Young scored 10 for BYU, which was outscored 44-18 inside. The Cougars also had 10 turnovers in the second half, when they were outscored 44-29 after taking a one-point lead into halftime.

BYU turned the ball over on its first possession of the second half, leading to Jackson's layup. Drisdorn made a steal at midcourt and fed it to Bogut, who made a perfect bounce pass through the lane to Markson for an easy dunk that put Utah up 32-29.

Balderson tied it for the Cougars with a three-pointer, but Justin Hawkins converted a three-point play and Markson added a basket during the 16-3 run to open the second half. Markson added a dunk and a three-pointer as the Utes scored 12 straight points.

BYU cut it to 46-38 on two free throws by Young with 12:22 remaining, but the Utes took off again. Markson scored off an offensive rebound, Hawkins added a layup and Drisdorn picked up the ball after another block by Bogut and drove for a left-handed layup and the lead was up to 14. The Cougars never got closer than nine the rest of the game.

## Game #22

Utah (#21)

San Diego State

Saturday, February 5, 2005

Cox Arena at Aztec Bowl • San Diego, Calif. (8,983)

61  
41

UTAH	MP	FG	3P	FT	R	F	A	T	B	S	TP
Hawkins	* 29	7-13	0-1	1-1	8	2	1	2	0	2	15
Markson	* 30	2-7	0-2	4-4	5	1	0	1	2	2	8
Bogut	* 39	7-8	0-0	1-1	13	3	2	2	1	1	15
Jackson M.	* 31	2-5	2-3	0-0	3	3	3	2	0	0	6
Drisdrom	* 36	0-4	0-2	1-2	0	2	2	2	0	0	1
Calvin	2	0-1	0-0	0-0	0	0	0	0	0	0	0
Iverson	1	0-0	0-0	0-0	0	0	0	0	0	0	0
Chaney	19	4-6	0-1	3-3	0	1	1	0	0	0	11
Grant	1	0-0	0-0	0-0	0	0	0	0	0	0	0
Jackson C.	1	0-0	0-0	0-0	0	0	0	0	0	0	0
Langvad	11	2-8	0-4	1-2	0	3	1	0	0	1	3
TOTALS	200	24-52	2-13	11-13	36	15	10	9	3	6	61

SDSU	MP	FG	3P	FT	R	F	A	T	B	S	TP
Walton	* 22	1-3	0-1	0-0	1	4	0	0	1	0	4
Slaughter	* 40	5-12	0-0	8-12	8	2	0	1	1	2	18
Camara	* 17	1-5	0-0	0-0	3	4	1	3	1	1	2
Heath	* 28	3-8	0-2	0-2	3	1	4	3	0	3	6
Sharper	* 33	2-3	2-2	0-0	0	0	1	2	0	1	6
Smith	3	0-0	0-0	0-0	0	0	0	0	0	0	0
Davis	21	3-5	0-0	0-0	1	1	0	1	1	0	6
Thomas	18	0-3	0-0	1-2	3	3	3	1	0	0	1
Manker	18	0-5	0-4	0-0	2	1	0	0	0	1	0
TOTALS	200	15-44	2-9	9-16	23	16	9	11	4	8	41

	Halftime	FG%	3PT%	FT%
Utah (19-3, 7-0)	28	46.2	15.4	84.6
San Diego St. (9-11, 3-4)	21	34.1	22.2	56.3

Officials: Bill Gracey, Jim Stupin, Chris Rastatter  
 Technicals: Utah-None. SDSU-None.

### Summary

**Andrew Bogut** had 15 points and 13 rebounds as No. 21 Utah recorded a 61-41 win over San Diego State.

**Justin Hawkins** added 15 points for Utah. **Richard Chaney** scored nine of his 11 points in the second half.

Utah, which became the first Mountain West team to start conference play with seven straight wins, has beaten San Diego State in 27 of 29 games.

**Marcus Slaughter** led San Diego State with 18 points and eight rebounds. **Brandon Heath**, the Aztecs' leading scorer with an 18.2 average, was limited to six points in 3-for-8 shooting.

Utah, which led by seven points at halftime, dominated the Aztecs in the second half. The Utes shot 53.8 percent in the second half after making 38.3 percent of their shots in the first 20 minutes.

The Utes missed 19 of their first 24 shots, but rebounded by shooting 5-for-8 in the final seven minutes and closed out the first half on a 15-6 run for a 28-21 lead.

**Marc Jackson** keyed the run with three-point baskets on consecutive possessions, giving the Utes a 24-15 lead with just over three minutes left.

Utah built its lead to 34-23 four minutes into the second half on Bogut's jump hook, then went up 42-27 on a three-point play by Chaney at the 8:56 mark.

Utah held the Aztecs to 34.1 percent shooting from the field and had a 36-23 rebounding edge.

The Utes committed just nine turnovers in the game, which was its fourth-best total this season. It was also the fifth game this year in which the Utes forced more turnovers than they committed.

## Game #23

Utah (#15)

UNLV

Monday, February 7, 2005

Thomas & Mack Center • Las Vegas, Nev. (11,287)

57  
53

UTAH	MP	FG	3P	FT	R	F	A	T	B	S	TP
Hawkins	* 37	4-9	0-2	4-6	6	0	3	1	0	1	12
Markson	* 35	8-11	1-3	2-3	5	1	1	2	0	0	19
Bogut	* 40	6-12	0-0	2-4	4	1	3	6	2	0	14
Jackson M.	* 40	2-6	2-3	1-2	3	1	3	1	0	0	7
Drisdrom	* 27	1-4	1-3	0-0	1	2	4	1	0	0	3
Chaney	18	0-0	0-0	0-0	6	1	3	0	0	0	0
Langvad	3	1-4	0-2	0-0	1	0	0	0	0	0	2
TOTALS	200	22-46	4-13	9-15	29	6	17	11	2	1	57

UNLV	MP	FG	3P	FT	R	F	A	T	B	S	TP
Blankson	* 34	9-15	0-0	0-0	6	5	0	2	1	0	18
Hannan	* 33	2-4	0-0	0-0	2	0	2	0	0	1	4
Amundson	* 30	6-13	0-0	0-0	9	1	0	1	1	1	12
Umeh	* 35	4-13	0-4	1-1	2	3	1	2	0	1	9
Morgan	* 27	0-3	0-1	0-0	1	2	5	1	0	1	0
Terry	11	0-0	0-0	0-0	1	2	0	2	0	0	0
Blassingame	13	3-6	3-3	0-0	2	0	0	2	0	0	9
Anthony	5	0-0	0-0	1-2	1	1	1	0	0	0	1
Villepigue	12	0-0	0-0	0-0	2	1	0	0	0	0	0
TOTALS	200	24-54	3-8	2-3	28	16	10	10	2	4	53

	Halftime	FG%	3PT%	FT%
Utah (20-3, 8-0)	27	47.8	30.8	60.0
UNLV (10-10, 2-6)	25	44.4	37.5	66.7

Officials: Tom O'Neill, Bob Staffen, Eddie Jackson  
 Technicals: Utah-None. UNLV-None.

### Summary

**Bryant Markson** scored 19 points and Utah overcame an off night by **Andrew Bogut** to beat UNLV 57-53 and extend its winning streak to 15 games.

The 15th-ranked Utes only led by one with less than a minute to play but closed the game by making four of six foul shots.

The Rebels mounted a spirited comeback late in the second half, going on an 11-2 run that was capped by **Louis Amundson's** dunk to cut the deficit to 52-48 with 4:07 left.

**Michael Umeh** then converted a three-point play off a turnover with 2:15 remaining to trim the margin to one, but Utah hung on from there.

The Utes used a run of their own to open a double-digit lead in the first eight minutes of the second half. The offensive outburst was highlighted by nine points from Markson, including a three-pointer to give them a 45-34 lead.

Bogut was forced to pick his spots, finishing with 14 points, six below his average. The 7-foot sophomore from Australia was limited to five rebounds.

**Odarte Blankson** led UNLV with 18 points, and Amundson had 12.

UNLV found itself in a hole after going scoreless for almost four minutes late in the first half. UNLV had trouble going inside against the taller Utes.

But Utah couldn't take advantage of UNLV's poor shooting. Bogut scored only eight points and didn't pull down a rebound.

Blankson had 14 first-half points on 7-of-9 shooting. **Jerel Blassingame** added a trio of three-pointers to help the Rebels stay with the Utes.

## Game #24

Colorado State

Utah (#15)

Saturday, February 12, 2005

Jon M. Huntsman Center • Salt Lake City (12,428)

50  
64

COLO. ST.	MP	FG	3P	FT	R	F	A	T	B	S	TP
Creason	* 27	2-4	0-0	0-0	1	5	1	1	1	0	4
Williams	* 33	7-13	0-0	3-4	2	4	1	2	0	1	17
Nelson	* 16	4-7	0-0	4-5	0	5	0	5	0	0	12
Morris S.	* 31	0-5	0-2	2-2	3	1	2	2	0	0	2
Morris M.	* 27	2-6	1-3	0-0	5	4	4	2	2	3	5
Rakiecki	19	3-5	3-4	0-1	0	2	1	2	0	1	9
Thomasson	12	0-1	0-0	0-0	5	4	0	1	1	2	0
Patterson	23	0-4	0-3	1-2	4	0	3	0	0	1	1
Verwers	12	0-4	0-0	0-0	2	1	0	0	0	1	0
TOTALS	200	18-49	4-12	10-14	25	26	12	15	4	9	50

UTAH	MP	FG	3P	FT	R	F	A	T	B	S	TP
Hawkins	* 24	3-7	0-0	2-6	3	3	0	0	0	3	8
Markson	* 28	2-6	1-2	2-2	5	3	1	5	1	0	7
Bogut	* 39	8-14	0-0	17-19	16	1	3	1	5	2	33
Jackson M.	* 34	2-7	1-4	4-4	5	1	2	5	0	1	9
Chaney	* 23	1-3	0-1	4-4	1	4	2	1	0	2	6
Calvin	1	0-0	0-0	0-0	0	0	0	0	0	0	0
Iverson	1	0-0	0-0	0-0	0	0	0	0	0	0	0
Drisdrom	30	0-1	0-0	0-0	3	3	3	2	0	1	0
Grant	3	0-1	0-0	0-0	1	0	0	0	0	0	0
Jackson C.	4	0-0	0-0	0-0	1	1	0	0	0	0	0
Langvad	13	0-0	0-0	1-2	1	1	0	0	0	0	1
TOTALS	200	16-39	2-7	30-37	36	17	11	14	6	9	64

	Halftime	FG%	3PT%	FT%
Colorado St. (9-13, 1-8)	22	36.7	33.3	71.4
Utah (21-3, 9-0)	32	41.0	28.6	81.1

Officials: David Hall, Bill Kennedy, Kelly Self  
 Technicals: Colorado St.-None. Utah-M. Jackson

### Summary

**Andrew Bogut** scored a career-high 33 points and grabbed 16 rebounds to lead No. 15 Utah to its 16th straight victory, 64-50 over Colorado State.

Bogut, who also blocked five shots, missed his first two free throws and then made 17 in a row for the Utes.

**Marc Jackson** had nine points, and **Justin Hawkins** added eight for Utah.

**Matt Williams** scored 17 points for the Rams, who lost their seventh straight game overall and 18th straight on the road. **Matt Nelson** scored in double figures for the 20th straight game, finishing with 12 points before fouling out with 12:29 left.

Williams made two free throws to cut Utah's lead to 55-50 with 2:36 left, but **Bryant Markson** countered with a three-pointer that sparked a game-closing 9-0 run.

The Utes went on a 12-2 run that featured dunks by Bogut, Markson and **Richard Chaney** to take a 47-30 lead midway through the second half. But Utah stopped getting the ball to Bogut, and the Rams battled back behind all five of their three-pointers in a five-minute span.

After blocking Nelson's shot, Bogut made a layup and drew Nelson's fifth foul.

Williams returned to the lineup after missing three games with a sprained knee. **Jason Smith**, a 7-footer, sat out with a strained hamstring.

## Game #25

Wyoming  
Utah (#14)

62  
71

Monday, February 14, 2005

Jon M. Huntsman Center • Salt Lake City (11,660)

WYOMING	MP	FG	3P	FT	R	F	A	T	B	S	TP
Webb	* 18	0-1	0-0	0-0	0	2	2	3	0	2	0
Williams	* 32	5-9	0-0	1-3	5	3	2	1	2	0	11
Dunn	* 35	3-6	0-0	0-0	5	5	1	0	2	0	6
Sherrell	* 28	5-12	2-6	0-1	1	3	1	2	0	0	12
Straight	* 40	6-12	2-4	2-2	1	4	1	3	0	1	16
Leven	20	1-3	0-1	6-6	2	1	2	1	0	1	8
Lewis	14	1-3	0-2	2-4	2	0	1	1	0	0	4
Wabington	13	2-3	0-0	1-2	1	3	0	1	0	0	5
TOTALS	200	23-49	4-13	12-18	21	21	10	12	4	4	62

UTAH	MP	FG	3P	FT	R	F	A	T	B	S	TP
Hawkins	* 19	2-6	0-0	1-2	8	3	0	1	0	1	5
Markson	* 36	1-4	1-2	4-4	6	2	0	2	0	0	7
Bogut	* 40	11-16	0-0	9-11	13	3	4	4	1	1	31
Jackson M.	* 40	3-9	2-7	4-4	2	4	3	4	1	1	12
Drisdom	* 28	0-3	0-1	2-4	0	2	1	0	0	0	2
Chaney	18	4-6	0-1	4-4	1	2	1	0	0	1	12
Jackson C.	7	1-1	0-0	0-0	1	0	0	0	0	0	2
Langvad	12	0-1	0-1	0-0	0	2	1	1	0	0	0
TOTALS	200	22-46	3-12	24-29	34	18	10	12	2	4	71

	Halftime	FG%	3PT%	FT%
Wyoming (14-9, 6-4)	28	46.9	30.8	66.7
Utah (22-3, 10-0)	33	47.8	25.0	82.8

Officials: Bill Gracey, Verne Harris, Bobby McRoy  
Technical: Wyoming-None. Utah-None.

### Summary

**Andrew Bogut** had 31 points and 13 rebounds and No. 14 Utah extended its winning streak to 17 games with a 71-62 victory over Wyoming in the Huntsman Center.

Bogut was 11-of-16 from the field and recorded his 17th double-double in Utah's 25 games. He just missed his career-high of 33 points, set two nights earlier in a win over Colorado State.

Utah improved to 14-0 at home this season and tied the 1990-91 Utes for the third-longest streak in school history.

**Marc Jackson** and **Richard Chaney** each scored 12 points for the Utes, who used a 13-0 run and held Wyoming scoreless for a seven-minute stretch to pull away midway through the second half. Utah outrebounded Wyoming 34-21.

**Jay Straight** led the Cowboys with 16 points, five coming in the final minute as Wyoming stretched the game with frequent timeouts and fouls. All it did was cut the margin to single digits as the Utes swept the Cowboys this season.

**Dion Sherrell** scored 12 points and **Justin Williams** added 11 for Wyoming, which could not stop the 7-foot Bogut. Bogut hit layups and hook shots all night and was 9-for-11 from the free throw line.

The game was close until midway through the second half. **Alex Dunn** got the Cowboys to 42-40 with 14:41 left in the game, then Utah took off with 13 straight points. Bogut scored five during the run, including a three-point play, and Jackson hit a three-pointer to put Utah up 53-40.

Bogut added two free throws with about eight minutes remaining and Wyoming never got closer than 10 until Straight's three-pointer with about 20 seconds left made it 67-60.

The Cowboys were able to stay close through much of the first half by hitting nine of their first 12 shots. The game was tied at 24 when Bogut and Jackson combined for a 9-0 run. Bogut scored on a hook shot and layup and Jackson hit a three-pointer and drove through the lane for a left-handed layup that gave Utah a 33-24 lead.

## Game #26

Utah (#14)  
Air Force

65  
56

Saturday, February 19, 2005

Clune Arena • Colorado Springs, Colo. (5,939)

UTAH	MP	FG	3P	FT	R	F	A	T	B	S	TP
Hawkins	* 29	1-2	0-0	5-10	5	3	4	1	0	1	7
Markson	* 39	7-12	1-2	0-0	5	0	1	3	0	2	15
Bogut	* 37	9-12	0-0	5-8	9	3	1	1	2	0	23
Jackson M.	* 40	2-6	2-3	6-6	4	3	1	2	0	0	12
Drisdom	* 9	0-1	0-0	0-0	0	1	0	1	0	2	0
Calvin	1	0-0	0-0	0-0	0	0	0	0	0	0	0
Chaney	30	1-3	0-0	4-5	4	1	1	2	0	2	6
Grant	4	0-0	0-0	0-0	0	0	1	1	0	0	0
Langvad	11	1-1	0-0	0-0	0	0	0	2	1	0	2
TOTALS	200	21-37	3-5	20-29	30	11	9	14	3	7	65

AIR FORCE	MP	FG	3P	FT	R	F	A	T	B	S	TP
Burtschi	* 27	6-9	2-3	1-1	6	2	0	2	0	1	15
Nwaelele	* 20	0-5	0-2	0-0	2	1	1	2	0	2	0
Welch	* 34	6-13	3-6	0-0	3	4	3	4	1	4	15
Keller	* 39	2-5	2-2	0-0	2	3	3	2	1	2	6
Hood	* 29	3-8	0-1	1-2	3	1	1	3	0	2	7
McCraw	29	3-9	2-5	0-0	1	2	2	0	0	2	8
Anderson	2	0-0	0-0	0-0	0	1	1	0	0	0	0
Holum	6	0-0	0-0	0-0	0	4	0	0	2	0	0
Buchanan	14	2-4	1-3	0-0	3	4	1	0	0	0	5
TOTALS	200	22-53	10-25	2-3	23	22	12	13	4	13	56

	Halftime	FG%	3PT%	FT%
Utah (23-3, 11-0)	26	56.8	60.0	69.0
Air Force (15-10, 6-4)	32	41.5	40.0	66.7

Officials: Bob Staffen, Larry Spaulding, Michael Irving  
Technical: Utah-None. Air Force-None.

### Summary

**Andrew Bogut** scored 20 of his 23 points in the second half to lead No. 14 Utah to its 18th straight victory, a 65-56 win over Air Force that clinched the Mountain West Conference championship.

In what may have been the most impressive win of the streak, which began Dec. 17, the Utes snapped Air Force's 24-game home winning streak, which was the second-longest in the nation.

Air Force was led by **Jacob Burtschi's** 15 points, but they all came in the first half, before Utah's defense firmed up and Bogut started taking over on both ends of the floor.

The 7-foot Australia native came one rebound short of getting another double-double. He scored eight points during a 10-0 run that gave Utah a 36-32 lead and set the tone to open the second half.

The Utes stayed more patient in getting him the ball, and when they did, Bogut typically had his defender sealed and made an easy spin move for a bucket.

On defense, meanwhile, Bogut altered shots and generally frustrated Air Force, which by using its typical slowdown style, played right into the big man's hands.

With Air Force trailing 53-45 with about two minutes left, Bogut altered **Nick Welch's** shot, then blocked **Dan Nwaelele's** attempt after the rebound—a typical sequence for the Utes, who allowed only three field goals over the first 15 minutes of the second half.

**Bryant Markson** scored 15 points and Jackson had 12 for Utah. Welch also had 15 points for the Falcons, whose last home loss came March 3, 2003, to Utah.

Utah shot 29 free throws to only three for Air Force, although many of Utah's free throws came while Air Force was playing catch-up late.

## Game #27

Utah (#13)  
New Mexico

54  
65

Monday, February 21, 2005

The Pit/Bob King Court • Albuquerque, N.M. (17,360)

UTAH	MP	FG	3P	FT	R	F	A	T	B	S	TP
Hawkins	* 18	2-4	0-0	0-0	2	5	0	2	0	1	4
Markson	* 18	1-6	0-2	0-0	3	2	1	3	0	0	2
Bogut	* 35	7-17	0-2	1-2	13	4	2	2	0	2	15
Jackson M.	* 39	4-12	2-7	2-2	2	2	5	2	0	0	12
Chaney	* 23	1-4	0-2	2-2	1	1	2	1	0	1	4
Calvin	12	0-2	0-0	0-0	1	0	2	0	0	0	0
Drisdom	29	3-7	2-5	0-0	4	4	2	0	0	0	8
Jackson C.	9	1-1	0-0	1-2	1	0	0	0	1	0	3
Langvad	17	3-7	0-3	0-0	3	1	0	0	0	2	6
TOTALS	200	22-60	4-21	6-8	36	19	14	8	3	4	54

NEW MEXICO	MP	FG	3P	FT	R	F	A	T	B	S	TP
Chiotti	* 36	5-9	0-0	0-1	1	1	2	2	1	0	10
Neale	* 38	3-7	0-1	2-2	9	2	1	1	0	0	8
Granger	* 29	5-12	2-4	3-5	9	4	1	2	3	2	15
Devries	* 38	2-9	1-5	2-2	2	0	3	0	1	0	7
Walters	* 36	7-11	3-6	5-8	6	1	1	2	0	3	22
Osby	6	0-0	0-0	0-0	0	2	0	0	0	0	0
Walter	4	1-1	1-1	0-0	0	0	0	1	0	0	3
Wall	3	0-0	0-0	0-0	0	1	0	0	0	0	0
Hart	2	0-0	0-0	0-0	0	1	1	0	0	0	0
Harden	5	0-1	0-0	0-0	1	1	0	0	0	0	0
Danridge	3	0-0	0-0	0-0	0	1	0	0	0	0	0
TOTALS	200	23-50	7-17	12-18	35	14	9	8	5	5	65

	Halftime	FG%	3PT%	FT%
Utah (23-4, 11-1)	26	36.7	19.0	75.0
New Mexico (20-6, 7-4)	31	46.0	41.2	66.7

Officials: Mark Whitehead, Greg Burks, Mike Littlewood  
Technical: Utah-M. Jackson. New Mexico-None.

### Summary

**Mark Walters** scored a season-high 22 points and New Mexico beat No. 13 Utah 65-54 in Albuquerque, N.M., snapping the Utes' 18-game winning streak.

The Utes shot a season-low 37 percent after entering the game ranked second in the nation in field goal percentage (52.8) and third in rebounding margin. The Lobos won for the sixth time in seven games.

Utah center **Andrew Bogut** finished with 15 points and 13 rebounds, but he shot just 7-for-17 in the game.

**Danny Granger**, New Mexico's leading scorer and rebounder, had 15 points and nine boards, but it was Walters who repeatedly hit the big shot or came up with a key steal.

Walters made a layup and followed with a three-pointer with five seconds left on the shot clock to finish a 7-0 run that gave New Mexico a 56-42 lead with 3:42 left.

Utah got within 58-51 on a dunk by **Justin Hawkins** with 1:13 left, but New Mexico sealed it with five free throws and a dunk by **David Chiotti** in the final 57 seconds.

Walters, who had scored a total of 18 points in the past four games, set the tempo with a layup 12 seconds into the game. That basket initiated an 8-0 run that sent The Pit crowd of 17,360 into a frenzy.

Utah, which had not lost since falling to Arizona 67-62 on Dec. 11, took a 17-15 lead on a three-pointer by **Tim Drisdome** with 7:37 left in the first half.

Walters broke a 24-all tie and put the Lobos in front for good with a three-pointer with 1:20 left in the half. New Mexico stretched the lead to 31-26 after **Kellen Walter** made a three-pointer with 58 seconds left in the half.

New Mexico built its lead in the second half as Utah scored just one field goal in the first six minutes.

**Game #28**  
**Brigham Young**  
**Utah (#13)**

**60**  
**69**

**Saturday, February 26, 2005**  
**Jon M. Huntsman Center - Salt Lake City (15,014)**

BYU	MP	FG	3P	FT	R	F	A	T	B	S	TP
Hall	* 37	5-12	2-5	0-0	3	2	1	3	0	0	12
Jensen	* 23	1-5	0-0	0-0	2	2	1	1	1	2	2
Dawes	* 9	0-1	0-0	1-2	1	4	0	0	0	0	1
Ainge	* 35	7-11	0-0	3-4	5	5	6	5	1	1	17
Balderson	* 24	3-4	2-3	0-0	4	5	1	1	0	2	8
Rose	4	0-0	0-0	0-0	1	0	0	0	0	0	0
Nashif	5	1-2	1-2	0-0	0	1	2	0	0	1	3
Reichner	22	3-3	2-2	1-2	3	5	1	0	0	1	9
Burgess	5	1-2	0-0	0-0	1	1	0	1	0	0	2
Miles	36	2-6	0-0	2-2	3	3	1	1	3	1	6
TOTALS	200	23-46	7-12	7-10	24	28	13	13	5	8	60

UTAH	MP	FG	3P	FT	R	F	A	T	B	S	TP
Hawkins	* 30	10-12	1-1	0-0	4	3	1	2	0	0	21
Chaney	* 30	3-7	1-1	3-4	3	3	2	1	1	0	10
Bogut	* 38	8-13	1-2	9-12	13	2	0	2	1	3	26
Jackson M.	* 39	0-2	0-1	5-6	2	2	11	4	0	2	5
Calvin	* 23	1-3	0-1	0-1	0	1	3	2	0	3	2
Markson	29	1-3	0-2	1-4	3	2	1	0	0	0	3
Jackson	8	1-1	0-0	0-0	0	1	0	0	0	0	2
Langvad	3	0-0	0-0	0-0	1	0	0	1	0	0	0
TOTALS	200	24-41	3-8	18-27	26	14	18	12	2	8	69

Halftime FG% 3PT% FT%

BYU (9-19, 3-10)	29	50.0	58.3	70.0
Utah (24-4, 12-1)	29	58.5	37.5	66.7

**Officials:** Scott Thornley, Bill Gracey, Shawn Lehigh  
**Technical:** BYU-Ainge. Utah-Bogut

**Summary**

**Andrew Bogut** had 26 points and 13 rebounds and **Marc Jackson** finished with a career-high 11 assists, helping No. 13 Utah beat Brigham Young 69-60 and sweep the Utes' state rival this season.

**Justin Hawkins** added a career-best 21 points for the Utes. He made his first three-pointer of the season to start a 10-point run that put Utah up by 12 midway through the second half.

BYU was able to slow down the Utes early, but couldn't stop them in the second half. **Austin Ainge** led the Cougars with 17 points and **Mike Hall** scored 12.

The Cougars also had just 13 assists, only two fewer than Jackson's total, and committed 28 fouls to Utah's 14.

Richard Chaney added 10 points for the Utes, who were 15-for-19 from the floor in the second half and shot 59 percent.

After a 29-all tie at halftime, Utah came out and took control with a 7-2 run to start the second half. Ainge got BYU to 36-35 with back-to-back layups, but Bogut answered with a layup and, after a steal Jackson made a nice no-look pass to Hawkins, who took it in for a dunk.

BYU called time out and came back with a three-pointer by Hall to cut Utah's lead to 40-38, then Hawkins' first three-pointer of the year sparked a 10-point run for the Utes. Bogut was wide open and made a three-pointer. He was pumping his right arm after hitting the long shot, then had to turn around right away after another steal by Utah.

The Utes got the ball to Bogut again and he hit a layup to put the Utes up 50-38 and drew a foul. Bogut missed on the three-point play opportunity, but the Utes were in control and didn't let the Cougars get closer than five the rest of the game.

**Game #29**  
**San Diego State**  
**Utah (#16)**

**60**  
**72**

**Saturday, March 5, 2005**  
**Jon M. Huntsman Center - Salt Lake City (14,029)**

SDSU	MP	FG	3P	FT	R	F	A	T	B	S	TP
Walton	* 26	1-3	0-2	0-0	0	3	1	1	0	1	2
Thomas	* 37	5-12	0-1	4-5	2	4	0	4	0	4	14
Camara	* 24	2-6	0-0	0-0	3	2	0	0	1	1	4
Heath	* 39	9-15	5-6	0-0	1	3	2	5	0	4	23
Sharper	* 29	1-3	1-3	0-0	0	2	3	2	0	1	3
Smith	12	0-0	0-0	0-0	2	1	0	1	0	0	0
Davis	17	5-6	0-0	0-0	3	4	0	0	0	0	10
Manker	16	1-6	0-4	2-2	2	2	0	0	0	1	4
TOTALS	200	24-51	6-16	6-7	14	21	6	13	1	12	60

UTAH	MP	FG	3P	FT	R	F	A	T	B	S	TP
Hawkins	* 34	8-10	0-0	2-5	8	2	1	6	0	1	18
Chaney	* 28	4-6	0-1	0-0	3	0	1	2	0	0	8
Bogut	* 39	7-12	1-1	5-6	15	1	4	1	3	1	20
M. Jackson	* 37	3-8	3-7	1-2	4	3	7	5	0	1	10
Calvin	* 5	0-0	0-0	1-2	0	1	0	0	0	0	1
Iverson	1	0-0	0-0	0-0	0	0	0	0	0	0	0
Drisdorn	13	0-1	0-1	0-0	0	1	2	2	0	0	0
Grant	1	0-0	0-0	0-0	0	0	0	0	0	0	0
Markson	32	3-5	0-0	4-4	2	2	2	2	0	2	10
Schmidt	1	0-0	0-0	0-0	0	0	0	0	0	0	0
Langvad	9	2-3	0-0	1-2	1	0	0	1	0	0	5
TOTALS	200	27-45	4-10	14-21	36	10	17	19	3	5	72

Halftime FG% 3PT% FT%

San Diego St. (10-17, 4-10)	30	47.1	37.5	85.7
Utah (25-4, 13-1)	32	60.0	40.0	66.7

**Officials:** Scott Thornley, Lonnie Dixon, Jim Danner  
**Technical:** SDSU-Walton. Utah-None.

**Summary**

**Andrew Bogut** recorded his 20th double-double of the season with 20 points and 15 rebounds in what was likely his final college home game, leading No. 16 Utah past San Diego State 72-60.

Although he's just a sophomore, Utah honored the 7-foot Australian before the season finale, a tradition usually reserved for seniors.

Bogut opened the game with a two-handed dunk and all but ended it late in the second half with a three-pointer to help Utah complete a perfect 16-0 season at home.

The Ute fans chanted "One more year!" and gave Bogut a standing ovation when he left the game with 53 seconds remaining. Australian flags covered some of the red in the seats and an inflatable kangaroo was even bounced around like a beach ball in honor of Bogut.

**Marc Jackson**, Utah's only senior, also got a rousing goodbye when he left right after Bogut. Jackson finished with 10 points and seven assists, and **Justin Hawkins** added 18 points and eight rebounds.

The Utes outrebounded the Aztecs 36-14 and completed the best season in the history of the Mountain West, topping Air Force's 12-2 mark last season and running away with the top seed in the MWC tournament.

**Brandon Heath** led San Diego State with 23 points and **Matt Thomas** scored 14 for the Aztecs, who kept Utah's lead to single digits until the final minutes.

Thomas made two free throws with 3:57 left to get San Diego State to 61-55, but Utah scored the next eight points. **Bryant Markson**, who scored 10, and Hawkins hit back-to-back reverse layups, Hawkins added a free throw and Bogut capped the run with his three-pointer.

The Utes led 32-30 at halftime after shooting 64 percent in the first half. But the lead was still small because Utah also had just one more field goal (14) than it had turnovers. Utah didn't clean it up much in the second half until the very end, when the Aztecs stopped hitting shots.

**Game #30**  
**Colorado State**  
**Utah (#15)**

**49**  
**62**

**Thursday, March 10, 2005 - MWC Quarterfinals**  
**Pepsi Center - Denver, Colo. (7,063)**

CSU	MP	FG	3P	FT	R	F	A	T	B	S	TP
Smith	* 31	5-8	0-1	2-2	8	3	1	0	4	1	12
Williams	* 35	5-11	0-0	2-2	5	2	3	1	1	1	12
Nelson	* 35	6-15	0-0	2-3	4	1	2	2	0	1	14
S. Morris	* 29	3-10	1-6	0-0	2	3	2	0	0	2	7
M. Morris	* 30	0-3	0-1	4-6	1	2	3	2	3	1	4
Rakiecki	22	0-5	0-5	0-0	2	3	4	0	0	0	0
Creason	11	0-0	0-0	0-0	1	1	0	2	1	0	0
Verwers	7	0-2	0-0	0-0	3	0	0	0	0	0	0
TOTALS	200	19-54	1-13	10-13	28	16	15	7	9	6	49

UTAH	MP	FG	3P	FT	R	F	A	T	B	S	TP
Hawkins	* 27	1-9	0-0	1-2	5	3	2	4	0	1	3
Markson	* 33	3-9	0-1	6-6	3	1	1	2	0	2	12
Bogut	* 35	10-16	1-2	0-0	17	1	0	2	1	0	21
M. Jackson	* 35	5-8	1-2	3-3	3	1	5	0	1	0	14
Chaney	* 20	1-3	0-0	0-0	2	1	1	0	0	1	2
Calvin	2	0-0	0-0	1-3	0	0	0	0	0	0	1
Drisdorn	22	0-3	0-1	3-4	5	3	4	0	0	0	3
Grant	1	0-0	0-0	0-0	1	1	0	0	0	0	0
C. Jackson	12	1-2	0-0	2-2	1	1	0	0	0	0	4
Langvad	13	1-1	0-0	0-1	1	1	0	1	0	0	2
TOTALS	200	22-51	2-6	16-21	41	13	13	9	2	4	62

Halftime FG% 3PT% FT%

Colorado St. (11-17)	29	35.2	7.7	76.9
Utah (26-4)	28	43.1	33.3	76.2

**Officials:** Randy McCall, Stanley Reynolds, Greg Burks  
**Technical:** CSU-None. Utah-None.

**Summary**

**Andrew Bogut** scored 11 of his 21 points over the first four minutes and the Utah perimeter players took over from there, leading the 15th-ranked Utes to a 62-49 win over Colorado State in the opening round of the Mountain West Conference tournament.

Bogut, widely regarded as the best player in the country, also grabbed 17 rebounds, although he was held in check for long stretches of this game against the eighth-seeded Rams.

With the conference's freshman of the year, 7-footer **Jason Smith**, shutting down the big Australian-even rejecting his shot three times-it was **Marc Jackson** and **Bryant Markson** who helped top-seeded Utah pull away.

Jackson (14 points, five assists) made two free throws, a three-pointer and converted a three-point play during a 19-4 run in the second half that turned a one-point halftime deficit into a 55-39 lead.

Markson (12 points) also scored four points and helped Utah with a three-quarter-court trap that the Rams had trouble handling in the second half.

Led by Smith, 7-1 center **Matt Nelson** and scrappy guard **Micheal Morris**, the Rams looked like a team with too much talent to struggle the way they did this season. Smith roamed around the middle, hitting a couple shots directly over Bogut in the first half.

Just as impressive was the way Smith shut down the 7-foot center. After Bogut scored the first 11 points for Utah, he had trouble finding anything open in the middle.

Once, he had an easy layup swatted off the backboard by Smith. Another time, Bogut turned for what looked like an easy shot, only to see Smith come from the back side to reject him again.

But he couldn't be stopped forever. After CSU cut its 16-point deficit to seven, Bogut took a sweet pass from Jackson for a slam. Moments later, Jackson made an alley-oop layup from **Tim Drisdorn** to push the lead to 11.

Nelson had 14 points, Smith had 12 and eight rebounds and **Matt Williams** had 12 points for Colorado State.

## Game #31

UNLV  
Utah (#15)

Friday, March 11, 2005 • MWC Semifinals  
Pepsi Center • Denver, Colo. (9,415)

67  
73

UNLV	MP	FG	3P	FT	R	F	A	T	B	S	TP
Blankson	*28	5-10	0-2	3-4	3	4	0	3	0	2	13
Amundson	*13	0-2	0-0	1-2	4	4	1	0	1	1	1
Umeh	*37	4-10	1-4	0-1	2	4	1	2	1	1	9
Morgan	*24	3-5	1-2	0-0	0	1	2	3	0	0	7
Hannan	*20	2-2	2-2	0-0	1	0	1	1	0	1	6
Beck	21	5-9	3-7	6-8	1	0	1	1	0	1	19
Terry	5	0-1	0-1	0-0	0	1	0	1	0	0	0
Blassingame	16	3-7	1-2	1-1	1	5	1	3	0	2	8
Anthony	24	2-4	0-0	0-2	6	3	0	1	1	1	4
Villepigue	12	0-1	0-0	0-0	0	2	0	0	0	1	0
TOTALS	200	24-51	8-20	11-18	19	24	7	15	3	10	67

UTAH	MP	FG	3P	FT	R	F	A	T	B	S	TP
Hawkins	*25	3-5	0-0	8-11	2	4	1	3	0	1	14
Markson	*28	5-11	0-1	2-4	7	2	2	6	0	1	12
Bogut	*33	9-17	0-2	7-10	12	2	2	2	1	0	25
M. Jackson	*35	2-3	1-2	3-4	6	2	2	2	0	1	8
Drisdom	*26	0-1	0-1	2-2	3	3	2	3	0	2	2
Calvin	11	0-1	0-0	0-0	2	1	2	1	0	0	0
Chaney	20	0-3	0-0	0-0	2	3	1	1	0	1	0
C. Jackson	7	1-1	0-0	0-0	1	1	0	0	0	0	2
Langvad	15	4-5	2-3	0-0	3	0	0	2	0	1	10
TOTALS	200	24-47	3-9	22-31	41	18	12	21	1	7	73

	Halftime	FG%	3PT%	FT%
UNLV (16-13)	18	47.1	40.0	61.1
Utah (27-4)	32	51.1	33.3	71.0

Officials: Verne Harris, Bill Gracey, Bob Staffen  
Technical: UNLV-None. Utah-None.

### Summary

Andrew Bogut had 25 points and 12 rebounds as No. 15 Utah held on for a 73-67 victory over UNLV in the Mountain West semifinals.

Utah seemed ready to roll into Saturday's championship game before nearly letting a 22-point second-half lead slip away entirely.

UNLV stormed back from a miserable first half behind Romel Beck, but didn't have enough left to finish it off. The Rebels had no answer for Bogut inside and couldn't make the big shot in the closing minutes in losing to Utah for the sixth straight time.

Utah tried to turn the rematch of last year's MWC final into a rout early. The Utes held UNLV to two points during a seven-minute span to go up 14 late in the first half, then opened the second with a 10-2 run that put them up 42-20.

Then Beck brought the Rebels back.

The senior forward hit three three-pointers during a 14-2 run that cut Utah's lead to 52-46 with eight minutes left, then trimmed the margin to 57-54 on a hard drive. He added a runner with just over a minute left, finishing with 17 of his 19 points in the second half.

Utah certainly helped. After relying heavily on Bogut early, the Utes went away from him during UNLV's run. Once the Rebels got within striking distance, Utah went back to Bogut—and he responded.

Bogut fed Bryant Markson for a layup, then converted inside on the next possession to put Utah up 63-56 with 3:32 left. UNLV twice cut the lead to three again, but Bogut answered again, this time breaking the press to set up two free throws and a layup by Justin Hawkins that made it 67-62.

But with no players taller than 6-foot-9, UNLV didn't have anyone who could match up with the big Australian all night. The Rebels tried double-teaming him, but Bogut either kicked the ball out and reset in the post or dribbled until the second player went away. One-on-one, UNLV stood no chance.

Bogut scored Utah's first seven points and had 11 in the first eight minutes after scoring 11 in four minutes against Colorado State in the first round. He finished 9-of-17 from the field.

Bogut was at times a one-man show offensively, but the Utes were united when it came to stopping UNLV.

Dictating the pace with its deliberate offense, Utah prevented the Rebels from running and cut down on their penetration in half-court sets. Point guard Marc Jackson was particularly effective, using his in-your-face style to hound Ricky Morgan into six turnovers.

Of course, it helped that the Utes had Bogut in back to make up for any mistakes. Bogut blocked just one shot, but the Rebels certainly knew he was there. In one sequence late in the first half, Bogut made Jerel Blassingame change his shot, then turned around and harassed Joel Anthony into a miss on the rebound.

## Game #32

New Mexico  
Utah (#15)

Saturday, March 12, 2005 • MWC Championship  
Pepsi Center • Denver, Colo. (10,628)

60  
56

NEW MEXICO	MP	FG	3P	FT	R	F	A	T	B	S	TP
Chiotti	*34	3-7	0-0	1-2	1	1	2	1	1	0	35
Neale	*36	4-6	1-3	0-0	4	0	1	0	0	2	9
Granger	*39	9-17	2-3	8-8	11	2	3	4	0	1	28
DeVries	*37	3-8	3-8	0-0	1	1	1	2	0	2	9
Walters	*25	3-9	1-4	0-0	1	5	1	0	0	0	7
Osby	4	0-0	0-0	0-0	0	2	0	1	0	0	2
Walter	3	0-0	0-0	0-0	0	2	0	0	0	0	0
Hart	1	0-0	0-0	0-0	0	0	0	0	0	0	0
Harden	1	0-0	0-0	0-0	1	0	0	0	0	0	0
Danridge	17	0-2	0-0	0-0	2	1	0	0	0	1	0
TOTALS	200	22-49	7-18	9-10	26	14	8	9	1	6	60

UTAH	MP	FG	3P	FT	R	F	A	T	B	S	TP
Hawkins	*29	1-4	0-0	0-0	4	2	3	2	0	0	2
Markson	*30	6-9	2-3	0-2	2	3	2	0	0	2	14
Bogut	*37	8-15	1-2	2-2	16	2	1	2	2	1	19
M. Jackson	*40	2-8	1-6	4-4	2	2	4	4	0	1	9
Drisdom	*38	2-9	2-7	0-0	5	4	5	2	0	1	9
Calvin	2	0-0	0-0	0-0	0	1	0	0	0	0	0
Chaney	10	0-3	0-2	0-0	0	0	0	1	0	0	0
C. Jackson	3	0-0	0-0	0-0	0	1	0	1	0	0	0
Langvad	11	1-2	1-1	0-0	0	0	0	0	0	1	3
TOTALS	200	21-50	8-21	6-8	31	15	15	12	2	6	56

	Halftime	FG%	3PT%	FT%
New Mexico (26-6)	30	44.9	38.9	90.0
Utah (27-5)	24	42.0	38.1	75.0

Officials: David Hall, Verne Harris, Randy McCall  
Technical: New Mexico-None. Utah-None.

### Summary


The Lobos got 28 points, 11 rebounds and four straight clutch free throws from Danny Granger in a 60-56 victory over No. 15 Utah in the Mountain West championship game.

The second-seeded Lobos jumped on Andrew Bogut and the top-seeded Utes early and kept them an arm's distance away most of the way.

And when Bogut (19 points, 16 rebounds) triggered a 9-2 run that gave the Utes a 49-48 lead with 3:35 left—their first since midway through the first half—New Mexico responded. Alfred Neale slammed home a miss for a 50-49 lead. David Chiotti made a move that felled Bogut and made an easy layup.

After two Utah free throws made it 52-51, Granger made two huge baskets, forcing a shot over a defender under the basket for one score, then dribbling to the baseline and shaking loose from defender Marc Jackson for an open 15 footer that he buried for a 56-51 lead.

Bogut responded with a three-pointer with 21 seconds left, but Granger countered by sinking four free throws down the stretch to keep it a two-possession game.



**CLIPPINGS**