

## RUSHING YARDS

### CAREER

|       |                          |
|-------|--------------------------|
| 3,559 | JT Rogan, 2005-09        |
| 2,809 | Jonah Hodges, 2014-16    |
| 2,809 | Evan Harney, 2003-2004   |
| 2,578 | Oscar Arzu, 1997-2000    |
| 2,556 | Scott Sporrer, 1989-1992 |
| 2,285 | Kenn James, 2010-2013    |
| 2,169 | Todd Jackson, 1986-89    |
| 2,085 | Joe Henry, 1978-81       |

### SEASON

|       |                       |
|-------|-----------------------|
| 1,475 | Evan Harney, 2003     |
| 1,454 | Jonah Hodges, 2016    |
| 1,334 | Evan Harney, 2004     |
| 1,332 | Jermaine Rucker, 1994 |
| 1,214 | Jonah Hodges, 2014    |
| 1,177 | Sammy Croon, 1972     |
| 1,151 | Kenn James, 2011      |
| 1,098 | Scott Sporrer, 1992   |
| 1,041 | Oscar Arzu, 1999      |
| 1,021 | JT Rogan, 2007        |
| 1,018 | Jerome McAlpin, 1983  |
| 1,004 | Willie Branch, 1991   |
| 1,003 | Todd Jackson, 1989    |
| 1,002 | JT Rogan, 2006        |

### GAME

|     |  |
|-----|--|
| 273 | Jonah Hodges vs. Stetson, 2014 (Oct. 11th) |
| 271 | Sammy Croom vs. Azusa, 1972                |
| 229 | Evan Harney vs. Marist, 2003               |
| 220 | Oscar Arzu vs. Wagner, 1998                |
| 215 | Evan Harney vs. La Verne, 2003             |
| 215 | Jermaine Rucker vs. Valpo, 1993            |
| 213 | Oscar Arzu vs. Whittier, 1999              |
| 212 | Oscar Arzu vs. Butler, 1999                |
| 212 | Jermaine Rucker vs. Menlo, 1994            |
| 207 | Kenn James vs. Valpo, 2011                 |

### PLAY

|    |                                       |
|----|---------------------------------------|
| 99 | Sammy Croom vs. Azusa, 1972           |
| 92 | Jermaine Rucker vs. Menlo, 1994       |
| 87 | Matt Jelmini vs. Valpo, 2008          |
| 86 | Evan Harney vs. Marist, 2003          |
| 85 | Oscar Arzu vs. Butler, 1999           |
| 83 | Joe Ferguson vs. Morehead State, 2013 |
| 80 | Jonah Hodges vs. Campbell, 2016       |
| 78 | Evan Harney vs. Valpo, 2003           |
| 77 | Kevin Herron vs. Valpo, 2004          |
| 76 | Evan Hlavacek vs. Cal Lu, 1996        |

Jonah Hodges



JT Rogan

## RUSHING ATTEMPTS

### CAREER

|     |                          |
|-----|--------------------------|
| 708 | JT Rogan, 2005-2009      |
| 588 | Evan Harney, 2003-2004   |
| 526 | Scott Sporrer, 1989-1992 |
| 519 | Oscar Arzu, 1997-2000    |
| 516 | Joe Henry, 1978-1981     |
| 491 | Jonah Hodges, 2014-2016  |
| 467 | Todd Jackson, 1986-1989  |

### SEASON

|     |                      |
|-----|----------------------|
| 303 | Evan Harney, 2004    |
| 285 | Evan Harney, 2003    |
| 236 | Jonah Hodges, 2016   |
| 228 | Scott Sporrer, 1992  |
| 224 | Jerome McAlpin, 1983 |
| 221 | Jonah Hodges, 2014   |
| 217 | Kenn James, 2011     |
| 200 | Joe Henry, 1981      |
| 199 | JT Rogan, 2007       |

### GAME

|    |  |
|----|--|
| 43 | Evan Harney vs. Holy Cross, 2003           |
| 35 | Jonah Hodges vs. Cal Poly, 2016            |
| 34 | Kenn James vs. Jacksonville, 2011          |
| 34 | Evan Harney vs. Butler, 2004               |
| 33 | Jonah Hodges vs. Marist, 2016              |
| 33 | Evan Harney vs. Valpo, 2003                |
| 33 | Craig Frye vs. Pomona-Pitzer, 1984         |
| 32 | Evan Harney vs. Princeton/Valparaiso, 2004 |
| 32 | Evan Harney vs. Dayton, 2003               |





Jermaine Rucker

**RUSHING TDS**

**CAREER**

- 38 JT Rogan, 2005-2009
- 35 Evan Harney, 2003-2004
- 25 Jonah Hodges, 2014-2016
- 22 Oscar Arzu, 1997-2000
- 21 Scott Sporrer, 1989-1992
- 19 Josh Johnson, 2004-2007
- 18 Kenn James, 2010-2013
- 18 Kenneth Villalobos, 2000-2002

**SEASON**

- 18 Jonah Hodges, 2016
- 18 Evan Harney, 2004
- 17 Evan Harney, 2003
- 16 Rich Paulson, 1973
- 14 JT Rogan, 2005-06
- 13 Jermaine Rucker, 1994
- 12 Kenn James, 2011
- 12 Scott Sporrer, 1992
- 12 Willie Branch, 1991
- 11 Josh Johnson, 2007
- 11 Kenneth Villalobos, 2001
- 11 Oscar Arzu, 1999

**GAME**

- 4 Jonah Hodges vs. Davidson, 2016
- 4 JT Rogan vs. Valpo., 2007
- 4 Jon Polk vs. Marist, 2005
- 4 Oscar Arzu vs. Whitter, 1999
- 3 16 other players

**RUSHING AVERAGE PER CARRY**

**CAREER (Minimum 200 carries)**

- 6.8 Jermaine Rucker, 1993-94
- 6.3 Joe Ferguson, 2012-13
- 6.0 Josh Johnson, 2004-07
- 5.8 Sammy Croom, 1972-1973
- 5.7 Jonah Hodges, 2014-2016
- 5.5 Kenn James, 2010-13
- 5.0 JT Rogan, 2005-09
- 5.0 Oscar Arzu, 1997-2000
- 4.9 Matt Jelmini, 2008-10
- 4.9 Scott Sporrer, 1989-1992
- 4.8 Evan Harney, 2003-2004

**SEASON (Minimum 50 carries)**

- 10.6 Willie Branch, 1991
- 7.3 Joe Ferguson, 2013
- 7.3 John Lambert, 1992
- 7.2 Josh Johnson, 2007
- 6.8 Jermaine Rucker, 1994
- 6.7 Josh Johnson, 2006
- 6.7 Jermaine Rucker, 1993
- 6.6 Jeff Maynard, 1978
- 6.5 Kenn James, 2013
- 6.2 Jonah Hodges, 2016



Evan Harney

## PASS COMPLETIONS

### CAREER

|     |                                |
|-----|--------------------------------|
| 887 | Mason Mills, 2010-2013         |
| 724 | Josh Johnson, 2004-2007        |
| 512 | Eric Rasmussen, 2000-2003      |
| 434 | Anthony Lawrence, 2015-present |
| 426 | Mike Stadler, 1996-2000        |
| 271 | Sebastian Trujillo, 2008-09    |
| 244 | Vince Moiso, 1992-1994         |
| 234 | Todd Mortensen, 2004           |
| 232 | Pat Dixon, 1985-1986           |

### SEASON

|     |                          |
|-----|--------------------------|
| 260 | Josh Johnson, 2005       |
| 256 | Mason Mills, 2013        |
| 252 | Mason Mills, 2012        |
| 246 | Anthony Lawrence, 2016   |
| 246 | Josh Johnson, 2006       |
| 239 | Sebastian Trujillo, 2008 |
| 234 | Todd Mortensen, 2004     |
| 206 | Josh Johnson, 2007       |
| 195 | Eric Rasmussen, 2003     |
| 195 | Mason Mills, 2010        |
| 189 | Mason Mills, 2011        |

### GAME

|    |                                     |
|----|-------------------------------------|
| 38 | Mason Mills vs. Harvard, 2012       |
| 37 | Todd Mortensen vs. Dayton, 2004     |
| 35 | Todd Mortensen vs. Penn, 2004       |
| 32 | Josh Johnson vs. Davidson, 2007     |
| 31 | Mason Mills vs. Dayton, 2012        |
| 30 | Josh Johnson vs. Jacksonville, 2006 |
| 29 | Mason Mills vs. Drake, 2013         |
| 29 | Mason Mills vs. Cal Poly, 2013      |
| 28 | Mason Mills vs. Harvard, 2013       |
| 28 | Josh Johnson vs. Yale, 2006         |


## COMPLETION PCT.

### CAREER (Min. 100 Completions)

|      |                                   |
|------|-----------------------------------|
| .679 | Josh Johnson, 2004-2007           |
| .664 | Mason Mills, 2010-2013            |
| .659 | Anthony Lawrence, 2015-present    |
| .651 | Sebastian Trujillo, 2008-2009     |
| .602 | Eric Rasmussen, 2000-2003 (.6016) |
| .602 | Todd Mortensen, 2004 (.6015)      |
| .551 | Tom Jackson, 1998-2000            |
| .549 | Michael Bennett, 1989-1992        |

### SEASON (Min. 100 Attempts)

|      |                                       |
|------|---------------------------------------|
| .708 | Josh Johnson, 2005                    |
| .700 | Mason Mills, 2012 - led FCS (252x360) |
| .684 | Josh Johnson, 2007                    |
| .676 | Anthony Lawrence, 2016                |
| .672 | Mason Mills, 2010                     |
| .668 | Sebastian Trujillo, 2008              |
| .660 | Mason Mills, 2013                     |
| .637 | Anthony Lawrence, 2015                |
| .633 | Josh Johnson, 2006                    |
| .613 | Eric Rasmussen, 2003                  |



Josh Johnson

## EFFICIENCY RATING

### CAREER

|       |  |
|-------|--|
| 176.7 | Josh Johnson, 2004-2007 (#1 NCAA active) |
| 160.1 | Eric Rasmussen, 2000-2003                |
| 154.4 | Anthony Lawrence, 2015-present           |
| 154.0 | Mason Mills, 2010-2013                   |
| 151.1 | Sebastian Trujillo, 2008-2009            |
| 143.4 | Michael Bennett, 1989-1992               |
| 140.8 | John Khamis, 1995-1996                   |
| 140.3 | Todd Mortensen, 2004                     |
| 131.2 | Mike Stadler, 1996-2000                  |

### SEASON (Min. 15 Passes per game)

|       |                                   |
|-------|-----------------------------------|
| 198.3 | Josh Johnson, 2007                |
| 174.5 | Eric Rasmussen, 2003 (led nation) |
| 171.5 | Josh Johnson, 2005                |
| 169.0 | Josh Johnson, 2006 (led nation)   |
| 168.1 | Mason Mills, 2013                 |
| 164.2 | Eric Rasmussen, 2002 (led nation) |
| 161.5 | Mike Stadler, 1997                |
| 160.2 | Sebastian Trujillo, 2008          |
| 155.0 | Anthony Lawrence, 2016            |
| 154.1 | Mason Mills, 2012                 |
| 153.5 | Anthony Lawrence, 2015            |

## TOUCHDOWN PASSES

### CAREER

|     |                                |
|-----|--------------------------------|
| 113 | Josh Johnson, 2004-2007        |
| 95  | Mason Mills, 2010-2013         |
| 75  | Eric Rasmussen, 2000-2003      |
| 58  | Mike Stadler, 1996-2000        |
| 48  | Anthony Lawrence, 2015-present |
| 38  | Sebastian Trujillo, 2008-09    |
| 31  | Vince Moiso, 1992-1994         |
| 25  | Todd Mortensen, 2004           |
| 25  | Michael Bennett, 1989-1992     |
| 23  | Jan Chapman, 1958-1960         |



**TOUCHDOWN PASSES continued...****SEASON**

|    |                          |
|----|--------------------------|
| 43 | Josh Johnson, 2007       |
| 36 | Josh Johnson, 2005       |
| 35 | Mason Mills, 2013        |
| 35 | Eric Rasmussen, 2003     |
| 35 | Sebastian Trujillo, 2008 |
| 34 | Josh Johnson, 2006       |
| 30 | Mike Stadler, 1997       |
| 25 | Anthony Lawrence, 2016   |
| 25 | Todd Mortensen, 2004     |
| 25 | Eric Rasmussen, 2002     |
| 23 | Anthony Lawrence, 2015   |
| 22 | Mason Mills, 2011        |

**GAME**

|   |                                       |
|---|---------------------------------------|
| 7 | Josh Johnson vs. Valpo, 2005          |
| 7 | Eric Rasmussen vs. Valpo, 2002        |
| 6 | Eric Rasmussen vs. Davidson, 2003     |
| 6 | Eric Rasmussen vs. Drake, 2003        |
| 6 | Josh Johnson vs. No. Colorado, 2007   |
| 6 | Josh Johnson vs. Butler, 2007         |
| 6 | Josh Johnson vs. Davidson, 2007       |
| 5 | Anthony Lawrence vs. Valparaiso, 2016 |
| 5 | 10 other players                      |

**Mason Mills****INTERCEPTIONS (Fewest)****CAREER (Minimum 300 Attempts)**

|    |                                      |
|----|--------------------------------------|
| 6  | Todd Mortensen, 2004 (389)           |
| 11 | Steve Loomis, 1980-1981 (339)        |
| 13 | Sebastian Trujillo, 2008(416)        |
| 13 | Eric Rasmussen, 2000-2003 (851)      |
| 13 | Tom Jackson, 1998-2000 (316)         |
| 14 | Anthony Lawrence, 2015-present (659) |
| 14 | Jan Chapman, 1958-1960 (367)         |
| 15 | Josh Johnson, 2004-2007 (1065)       |

**SEASON (Minimum 100 Attempts)**

|   |                                  |
|---|----------------------------------|
| 0 | Sam Scudellari, 2009 (117)       |
| 1 | Josh Johnson, 2007 (301)         |
| 1 | Eric Rasmussen, 2002 (279)       |
| 1 | Brendan Murphy, 1990 (149)       |
| 2 | Mason Mills, 2013 (157; 5 games) |
| 2 | John Khamis, 1995 (102)          |
| 3 | Eric Rasmussen, 2003 (318)       |

**INTERCEPTIONS (Most)****CAREER**

|    |                           |
|----|---------------------------|
| 38 | Mason Mills, 2010-2013    |
| 32 | Pat Dixon, 1985-1986      |
| 30 | Mike Stadler, 1996-2000   |
| 27 | Eric Sweet, 1981-1982     |
| 24 | Tim Call, 1979-1980       |
| 20 | Brendan Murphy, 1987-1990 |
| 20 | Jim Valenzuela, 1977-1978 |

**SEASON**

|    |                     |
|----|---------------------|
| 18 | Pat Dixon, 1986     |
| 18 | Eric Sweet, 1982    |
| 18 | Tim Call, 1979      |
| 17 | Robert Dulich, 1973 |
| 14 | Pat Dixon, 1985     |

**GAME**

|   |                                 |
|---|---------------------------------|
| 5 | Mason Mills vs. Campbell, 2011  |
| 4 | Mason Mills vs. Drake, 2012     |
| 4 | Eric Rasmussen vs. Dayton, 2001 |
| 4 | Doug Piper vs. UCSB, 1988       |
| 4 | Nine others tied                |



Adam Hannula

**RECEPTIONS**

**CAREER**

- 247 Adam Hannula, 2002-2005
- 195 John Matthews, 2005-2008
- 192 Brandon White, 2011-2014
- 189 Dylan Ching, 1996-1999
- 178 Sam Hoekstra, 2010-2013
- 173 Wes Doyle, 2004-2007
- 172 Reggie Bell, 2010-2014
- 153 Nick Garton, 2002-2005
- 147 Ross Dwelley, 2014-present
- 116 Michael Gasperson, 2001-2004
- 114 JT Rogan 2005-2009
- 101 Michael Rish, 1980-1983
- 100 Godfrey Smith, 2007-10

**SEASON**

- 102 John Matthews, 2008
- 73 Wes Doyle, 2007
- 73 Adam Hannula, 2005
- 72 Adam Hannula, 2003
- 70 Ross Dwelley, 2016
- 68 Godfrey Smith, 2010
- 67 Ernie Yarbrough, 1973
- 65 Reggie Bell, 2013
- 63 Dylan Ching, 1998
- 58 Adam Hannula, 2004
- 57 Brandon White, 2014
- 57 Michael Gasperson, 2002

**GAME**

- 14 John Matthews vs. Butler, 2008
- 11 Sam Hoekstra vs. Dayton, 2012
- 11 Sam Hoekstra vs. Azusa Pacific, 2011
- 11 John Matthews vs. Davidson, 2007
- 11 M. Gasperson vs. Dayton, 2004
- 11 Adam Hannula vs. Drake, 2002
- 10 Godfrey Smith vs. Valpo, 2010
- 10 Wes Doyle vs. Davidson, 2007
- 10 Adam Hannula vs. Drake, 2005
- 10 Adam Hannula vs. Valpo, 2003
- 10 Dylan Ching vs. Cal Lu, 1998
- 10 Jeff Morgan vs. St. Mary's, 1979

**RECEIVING YARDS**

**CAREER**

- 3,615 John Matthews, 2005-2008
- 3,482 Adam Hannula, 2002-2005
- 3,111 Dylan Ching, 1996-1999
- 2,729 Reggie Bell, 2010-2014
- 2,493 Brandon White, 2011-2014
- 2,373 Wes Doyle, 2004-2007
- 2,262 Sam Hoekstra, 2010-2013
- 2,254 Nick Garton, 2002-2005
- 1,904 Godfrey Smith, 2007-2010
- 1,894 Michael Gasperson, 2001-2004
- 1,768 Brian Riley, 2013-2016 (last 2 years at receiver)
- 1,722 Michael Rish, 1980-1983
- 1,642 Ross Dwelley, 2014-present

**SEASON**

- 1,478 John Matthews, 2008
- 1,161 Adam Hannula, 2003
- 1,102 Ernie Yarbrough, 1973
- 1,050 Reggie Bell, 2013
- 1,024 Godfrey Smith, 2010
- 1,000 Adam Hannula, 2005
- 986 Brian Riley, 2016
- 926 John Matthews, 2007
- 915 Dylan Ching, 1998
- 915 Dylan Ching, 1997
- 909 Wes Doyle, 2006

**GAME**

- 246 Sam Hoekstra vs. Dayton, 2012
- 234 Nick Garton vs. Davidson, 2003
- 231 John Matthews vs. Azusa Pacific, 2008
- 218 M. Gasperson vs. Dayton, 2004
- 211 Reggie Bell vs. Morehead State, 2013
- 209 Adam Hannula vs. Marist, 2003
- 207 Merle Reed vs. Chino Inst., 1958
- 195 Adam Hannula vs. Drake, 2002
- 190 John Matthews vs. Davidson, 2007
- 190 Wes Doyle vs. Yale, 2006
- 187 Michael Gasperson vs. Valpo, 2002
- 186 Reggie Bell vs. Princeton, 2014
- 185 Chris Del Santo vs. Valpo, 1997



Sam Hoekstra



John Matthews

## TOUCHDOWN RECEPTIONS

### CAREER

|    |                              |
|----|------------------------------|
| 50 | John Matthews, 2005-2008     |
| 36 | Adam Hannula, 2002-2005      |
| 32 | Dylan Ching, 1996-1999       |
| 31 | Brandon White, 2011-2014     |
| 26 | Wes Doyle, 2004-2007         |
| 26 | Nick Garton, 2002-2005       |
| 24 | Reggie Bell, 2010-2014       |
| 18 | Michael Gasperson, 2001-2004 |
| 18 | Michael Rish, 1980-1983      |
| 17 | Sam Hoekstra, 2010-2013      |
| 16 | Ross Dwelley, 2014-present   |

### SEASON

|    |                          |
|----|--------------------------|
| 21 | John Matthews, 2008      |
| 16 | John Matthews, 2007      |
| 13 | Wes Doyle, 2007          |
| 13 | Adam Hannula, 2003       |
| 12 | Brandon White, 2013      |
| 12 | Nick Garton, 2003        |
| 12 | Dylan Ching, 1998 & 1997 |
| 11 | Three others             |

### GAME

|   |                                   |
|---|-----------------------------------|
| 5 | Michael Gasperson vs. Valpo, 2002 |
| 4 | Wes Doyle vs. N. Colorado, 2007   |
| 4 | John Matthews vs. Davidson, 2007  |
| 4 | Adam Hannula vs. Valpo, 2005      |
| 4 | Dylan Ching vs. Dayton, 1997      |

## YARDS PER RECEPTION

### CAREER (Min. 40 receptions)

|      |                            |
|------|----------------------------|
| 19.4 | Godfrey Smith, 2007-10     |
| 18.5 | John Matthews, 2005-08     |
| 18.0 | Brian Riley, 2013-2016     |
| 18.0 | Evan Hlavacek, 1993-1996   |
| 17.0 | Michael Rish, 1980-1983    |
| 16.9 | Jeff Mansukhani, 1984-1987 |
| 16.5 | Dylan Ching, 1996-1999     |
| 16.5 | Chris Del Santo, 1994-1997 |
| 15.9 | Reggie Bell, 2010-2014     |

### SEASON (Min. 20 receptions)

|      |                     |
|------|---------------------|
| 23.1 | John Matthews, 2007 |
| 22.9 | Dylan Ching, 1996   |
| 21.4 | Michael Rish, 1981  |
| 20.3 | John Matthews, 2006 |
| 19.9 | Evan Hlavacek, 1994 |
| 19.5 | Reggie Bell, 2014   |
| 19.1 | Dylan Ching, 1997   |

## TOTAL OFFENSE

### CAREER

|        |                                |
|--------|--------------------------------|
| 11,563 | Josh Johnson, 2004-2007        |
| 10,976 | Mason Mills, 2010-2013         |
| 7,567  | Eric Rasmussen, 2000-2003      |
| 5,978  | Mike Stadler, 1996-2000        |
| 5,352  | Anthony Lawrence, 2015-present |
| 4,690  | JT Rogan, 2005-2009            |
| 3,989  | Vince Moiso, 1992-1994         |
| 3,301  | Evan Harney, 2003-2004         |
| 3,144  | Brendan Murphy, 1987-1990      |

### SEASON

|       |                          |
|-------|--------------------------|
| 4,040 | Josh Johnson, 2006       |
| 3,714 | Josh Johnson, 2007       |
| 3,635 | Josh Johnson, 2005       |
| 3,313 | Mason Mills, 2013        |
| 3,011 | Eric Rasmussen, 2003     |
| 2,994 | Anthony Lawrence, 2016   |
| 2,975 | Mason Mills, 2012        |
| 2,849 | Todd Mortensen, 2004     |
| 2,855 | Sebastian Trujillo, 2008 |
| 2,773 | Robert Dulich, 1973      |
| 2,478 | Mason Mills, 2011        |

### GAME

|     |                                     |
|-----|-------------------------------------|
| 507 | Josh Johnson vs. Davidson, 2007     |
| 497 | Mason Mills, vs. Dayton, 2012       |
| 470 | Josh Johnson vs. Jacksonville, 2006 |
| 467 | Eric Rasmussen vs. Davidson, 2003   |
| 459 | Todd Mortensen vs. Dayton, 2004     |
| 455 | Josh Johnson vs. Butler, 2007       |
| 442 | Josh Johnson vs. Marist, 2007       |

## ALL-PURPOSE YARDS

### CAREER

|       |                          |
|-------|--------------------------|
| 6,811 | JT Rogan, 2005-2009      |
| 4,523 | Sam Hoekstra, 2010-2013  |
| 4,514 | Dylan Ching, 1996-1999   |
| 4,253 | Kenn James, 2010-2013    |
| 4,158 | Evan Hlavacek, 1993-1996 |
| 4,120 | Jonah Hodges, 2014-2016  |
| 4,036 | John Matthews, 2005-2008 |
| 3,602 | Adam Hannula, 2002-2005  |
| 3,301 | Evan Harney, 2003-2004   |
| 3,239 | Nick Garton, 2002-2005   |

### SEASON

|       |                       |
|-------|-----------------------|
| 2,313 | Kenn James, 2011      |
| 2,249 | JT Rogan, 2007        |
| 2,104 | Jonah Hodges, 2016    |
| 1,824 | Jonah Hodges, 2014    |
| 1,734 | Evan Harney, 2003     |
| 1,662 | JT Rogan, 2006        |
| 1,567 | Evan Harney, 2004     |
| 1,562 | Willie Branch, 1991   |
| 1,508 | John Matthews, 2008   |
| 1,467 | JT Rogan, 2009        |
| 1,465 | Jermaine Rucker, 1994 |





Michael Gasperson

**TOUCHDOWNS  
CAREER**

- 54 JT Rogan, 2005-2009
- 50 John Matthews, 2005-08
- 39 Evan Harney, 2003-2004
- 36 Adam Hannula, 2002-2005
- 32 Dylan Ching, 1996-1999
- 31 Brandon White, 2011-2014
- 30 Evan Hlavacek, 1993-1996

**SEASON**

- 21 John Matthews, 2008
- 20 Jonah Hodges, 2016
- 20 Evan Harney, 2003
- 19 Evan Harney, 2004
- 18 JT Rogan, 2007
- 17 JT Rogan, 2006
- 16 John Matthews, 2007
- 16 Rich Paulson, 1973
- 16 Jermaine Rucker, 1994
- 15 Scott Sporrer, 1992

**GAME**

- 5 Michael Gasperson vs. Valpo, 2002
- 4 Jonah Hodges, vs. Davidson, 2016
- 4 Dallas Kessman vs. Campbell, 2012
- 4 John Matthews vs. Davidson, 2007
- 4 Wes Doyle vs. No. Colorado, 2007
- 4 Jon Polk vs. Marist, 2005
- 4 Adam Hannula vs. Valpo, 2005
- 4 JT Rogan vs. Dayton, 2005
- 4 Evan Harney vs. Valpo/Butler, 2003
- 4 Oscar Arzu vs. Whittier, 1999
- 4 Dylan Ching vs. Drake, 1997
- 4 Evan Hlavacek vs. Cal Lu, 1996
- 4 Evan Hlavacek vs. Valpo, 1995
- 4 Jermaine Rucker vs. Azusa Pacific, 1994

**TOTAL POINTS  
CAREER**

- 326 JT Rogan, 2005-2008
- 302 John Matthews, 2005-2008
- 296 Hutch Parker, 2004-2007
- 236 Evan Harney, 2003-2004
- 216 Adam Hannula, 2002-2005
- 202 Dylan Ching, 1996-1999
- 186 Brandon White, 2011-2014
- 180 Evan Hlavacek, 1993-1996
- 177 Dave Bergmann, 1989-1991
- 164 Nick Garton, 2002-2005
- 156 Jonah Hodges, 2014-2016

**SEASON**

- 122 Evan Harney, 2003
- 120 Jonah Hodges, 2016
- 114 Evan Harney, 2004
- 104 JT Rogan, 2006
- 96 Jermaine Rucker, 1994
- 96 Rich Paulson, 1973
- 92 Scott Sporrer, 1992
- 90 Kenn James, 2011
- 89 Hutch Parker, 2005
- 84 David Last, 2013
- 84 Ernie Collins, 2012
- 84 Willie Branch, 1991

**GAME**

- 30 Michael Gasperson vs. Valpo, 2002
- 24 Jonah Hodges, vs. Davidson, 2016
- 24 Dallas Kessman vs. Campbell, 2012
- 24 JT Rogan vs. UC Davis, 2007
- 24 John Matthews vs. Davidson, 2007
- 24 Wes Doyle vs. No. Colorado, 2007
- 24 Jon Polk vs. Marist, 2005
- 24 JT Rogan vs. Dayton, 2005
- 24 Adam Hannula vs. Valpo, 2005
- 24 Evan Harney vs. Valpo/Butler, 2003
- 24 Oscar Arzu vs. Whittier, 1999
- 24 Dylan Ching vs. Drake, 1997
- 24 Evan Hlavacek vs. Cal Lu, 1996
- 24 Evan Hlavacek vs. Valpo, 1995
- 24 Jermaine Rucker vs. Azusa, 1994



Dallas Kessman



Hutch Parker

**POINTS AFTER TOUCHDOWN (P.A.T.)**

**CAREER**

- 197 Hutch Parker, 2004-2007
- 87 David Last, 2012-2014
- 75 Adam Williams, 2002-2003
- 70 Dave Bergmann, 1989-1991
- 68 Matt Young, 1993-1995
- 67 Robert Lozzi, 1981-1983
- 62 Doug Rothrock, 1973-1974
- 53 Pat Murray, 2016-present
- 53 Tim Roth, 1996-1997

**SEASON**

- 62 Hutch Parker, 2005
- 61 Hutch Parker, 2007
- 54 David Last, 2013
- 53 Pat Murray, 2016
- 49 Doug Rothrock, 1973
- 45 Hutch Parker, 2004
- 41 Adam Williams, 2003
- 34 Adam Williams, 2002
- 34 Tim Roth, 1997
- 33 David Last, 2014
- 33 Robert Lozzi, 1981

**GAME**

- 9 Hutch Parker vs. Valpo, 2005
- 8 David Last vs. Stetson/Valpo/MSU, 2013
- 8 Hutch Parker vs. Drake & JAX, 2007
- 8 Hutch Parker vs. Menlo, 2005
- 8 Adam Williams vs. Valpo, 2002
- 8 Doug Rothrock vs. USIU, 1973

**FIELD GOALS**

**CAREER**

- 35 Dave Bergmann, 1989-1991
- 33 Hutch Parker, 2004-2007
- 27 Robert Lozzi, 1981-1983
- 23 David Last, 2012-2014
- 21 Ernie Collins, 2011-2012
- 20 Adam Williams, 2002-2003
- 19 Tim Roth, 1996-1997
- 16 Matt Young, 1993-1995

**SEASON**

- 16 Ernie Collins, 2012
- 14 Dave Bergmann, 1989
- 12 David Last, 2014
- 12 Dave Bergmann, 1990
- 11 Stanley Shurson, 2010
- 11 Adam Williams, 2002
- 11 Tim Roth, 1997
- 11 Robert Lozzi, 1982 & 1981

**GAME**

- 4 Tim Roth vs. Azusa, 1997
- 4 Dave Bergmann vs. Whittier, 1989
- 4 Robert Lozzi vs. Claremont, 1982
- 3 10 Players tied

**LONGEST**

- 53 Dave Bergmann vs. Whittier, 1991
- 51 Ernie Collins vs. Western New Mexico, 2012
- 51 Mark Kelegian vs. Redlands, 1980
- 50 Daniel McManus vs. Campbell, 2015
- 50 David Last vs. Drake, 2014
- 49 Tim Roth vs. Valpo, 1997
- 48 Ernie Collins vs. Harvard/Valparaiso, 2012
- 48 Stan Shurson vs. Azusa Pacific, 2009
- 48 Matt Young vs. Butler, 1996
- 48 Jack Kratochvil vs. Redlands, 1984

**MISCELLANEOUS**

Longest Pass Interception Returns for TD:  
 100 yard return:  
 Mark Johnson vs. Valpo, 2005  
 John Gutmiedl vs. Pomona, 1986  
 Chuck Pillon vs. Claremont, 1979

Consecutive Point After Touchdown  
 61 Hutch Parker 2007

Consecutive Field Goals Made  
 12 David Last, 2014 (12-12)



## PUNTS

### CAREER

|     |                         |
|-----|-------------------------|
| 208 | John Gillis, 1987-1990  |
| 187 | Robert Ray, 1991-1994   |
| 170 | Pat McNamara, 1983-1986 |
| 169 | Ryan Belden, 2013-2016  |
| 138 | Mike Buhler, 1994-1996  |
| 109 | Joe Amidon, 1974-1975   |

### SEASON

|    |                      |
|----|----------------------|
| 75 | Ryan Belden, 2014    |
| 69 | Mike Buhler, 1995    |
| 66 | Mike Buhler, 1996    |
| 65 | John Gillis, 1987    |
| 60 | Bobby Donnelly, 1998 |

### GAME

|    |                                     |
|----|-------------------------------------|
| 12 | John Gillis vs. Pomona-Pitzer, 1990 |
| 12 | Joe Amidon vs. USIU, 1974           |
| 11 | Ryan Belden vs. Princeton, 2014     |
| 11 | Mike Buhler vs. Evansville, 1995    |
| 10 | Tim Roth vs. Whittier, 1997         |
| 10 | John Gillis vs. La Verne, 1988      |

### LONGEST

|    |                                  |
|----|----------------------------------|
| 85 | Vern Valdez vs. Mex. Poly., 1957 |
| 80 | Ryan Belden vs. Mercer, 2013     |
| 73 | Dylan Mora vs. Dayton, 2001      |

## PUNT AVERAGE

### CAREER (Min. 30 punts)

|      |                           |
|------|---------------------------|
| 43.7 | Vern Valdez, 1957         |
| 42.7 | Jan Chapman, 1958-1960    |
| 41.8 | Kyle Negrete, 2007-2009   |
| 39.9 | George Villa, 2005        |
| 39.8 | Mike Buhler, 1994-1996    |
| 39.7 | Ryan Belden, 2013-present |
| 39.6 | Tim Roth, 1995-1997       |
| 39.5 | Dylan Mora, 1999-2001     |
| 39.3 | Ernie Collins, 2011-2012  |
| 38.8 | Ryan Belden, 2013-2016    |

### SEASON (Min. 15 punts)

|      |                    |
|------|--------------------|
| 43.8 | Jan Chapman, 1958  |
| 43.6 | Ryan Belden, 2013  |
| 42.3 | Robert Ray, 1992   |
| 42.2 | Kyle Negrete, 2009 |
| 42.0 | Dylan Mora, 2001   |
| 41.4 | Tim Roth, 1997     |
| 41.0 | Kyle Negrete, 2008 |
| 40.2 | Mike Buhler, 1996  |

## GAME

|      |                                       |
|------|---------------------------------------|
| 59.4 | Vern Valdez vs. Mex. Poly, 1957       |
| 57.0 | Kyle Negrete vs. Campbell, 2008       |
| 51.8 | Ryan Belden vs. Mercer, 2013          |
| 49.3 | Kyle Negrete vs. Morehead State, 2009 |
| 49.2 | Robert Ray vs. Pomona-Pitzer, 1992    |
| 49.0 | Robert Ray vs. La Verne, 1992         |

## PUNTING YARDS

### CAREER


|       |                         |
|-------|-------------------------|
| 7,335 | John Gillis, 1987-1990  |
| 7,325 | Robert Ray, 1991-1994   |
| 6,554 | Ryan Belden, 2013-2016  |
| 6,261 | Pat McNamara, 1983-1986 |
| 5,486 | Mike Buhler, 1994-1996  |
| 4,529 | Jan Chapman, 1958-1960  |

### SEASON

|       |                      |
|-------|----------------------|
| 2,829 | Ryan Belden, 2014    |
| 2,710 | Mike Buhler, 1995    |
| 2,655 | Mike Buhler, 1996    |
| 2,320 | Kyle Negrete, 2009   |
| 2,287 | Jan Chapman, 1960    |
| 2,236 | Tim Roth, 1997       |
| 2,190 | Bobby Donnelly, 1998 |

### GAME

|     |                                     |
|-----|-------------------------------------|
| 493 | Mike Buhler vs. Evansville, 1995    |
| 448 | John Gillis vs. Pomona-Pitzer, 1990 |
| 447 | Joe Amidon vs. USIU, 1973           |
| 423 | Tim Roth vs. Whittier, 1997         |
| 400 | Ryan Belden vs. Princeton, 2014     |



Ryan Belden



Sam Hoekstra

**PUNT RETURNS**

**CAREER**

|    |                            |
|----|----------------------------|
| 74 | Sam Hoekstra, 2010-2013    |
| 64 | Gavin Ng, 2000-2003        |
| 58 | Dylan Ching, 1996-1999     |
| 52 | Nick Garton, 2002-2005     |
| 49 | Evan Hlavacek, 1993-1996   |
| 39 | Jeff Mansukhani, 1984-1987 |
| 39 | Emmitt Dodd, 1981-1983     |

**SEASON**

|    |                     |
|----|---------------------|
| 29 | Jacob Arnell, 2015  |
| 28 | Sam Hoekstra, 2011  |
| 27 | Nick Garton, 2005   |
| 26 | Emmitt Dodd, 1983   |
| 25 | Evan Hlavacek, 1996 |
| 24 | Reggie Bell, 2013   |
| 24 | Nick Garton, 2004   |
| 24 | Gavin Ng, 2003      |
| 23 | Kenny Stivers, 2006 |
| 23 | Scott McKay, 1980   |
| 22 | Sam Hoekstra, 2012  |

**GAME**

|   |                                  |
|---|----------------------------------|
| 7 | Emmitt Dodd vs. St. Mary's, 1993 |
| 6 | Gavin Ng vs. Marist, 2003        |
| 6 | Evan Hlavacek vs. Redlands, 1995 |

**PUNT RETURN YARDS**

**CAREER**

|     |                            |
|-----|----------------------------|
| 746 | Sam Hoekstra, 2010-2013    |
| 573 | Gavin Ng, 2000-2003        |
| 511 | Dylan Ching, 1996-1999     |
| 397 | Nick Garton, 2002-2005     |
| 376 | Evan Hlavacek, 1993-1996   |
| 367 | Jeff Mansukhani, 1984-1987 |

**SEASON**

|     |                     |
|-----|---------------------|
| 315 | Sam Hoekstra, 2011  |
| 227 | Nick Garton, 2005   |
| 216 | Jamal Agnew, 2016   |
| 216 | Evan Hlavacek, 1996 |
| 206 | Emmitt Dodd, 1981   |
| 202 | Sam Hoekstra, 2012  |
| 202 | Gavin Ng, 2002      |
| 201 | Gavin Ng, 2003      |

**GAME**

|     |                                     |
|-----|-------------------------------------|
| 103 | Zac Fiedler vs. Pomona-Pitzer, 1990 |
| 96  | Sam Hoekstra vs. Drake, 2011        |
| 83  | Dylan Mora vs. Dayton, 2000         |
| 82  | Daniel Branch vs. CMS, 1991         |
| 82  | Craig Frinell vs. La Verne, 1989    |

**PLAY**

|    |                                     |
|----|-------------------------------------|
| 91 | Ed Bunsic vs. Mexico Poly, 1957     |
| 85 | Sam Hoekstra vs. Drake, 2011        |
| 85 | Zac Fielder vs. Pomona-Pitzer, 1990 |
| 82 | Daniel Branch vs. Claremont, 1991   |

**PUNT RETURN AVG.**

**CAREER (Min. 15 returns)**

|      |  |
|------|--|
| 14.5 | Scott Maynard, 1978-1979                       |
| 12.7 | Jamal Agnew, 2013-2016 (stats for 2016 season) |
| 11.1 | Greg Frinell, 1989-1991                        |
| 11.1 | Khalid Maxie, 1997-1999                        |
| 11.1 | Dylan Mora, 2000                               |
| 10.1 | Sam Hoekstra, 2010-2013                        |

**SEASON (Min. 10 returns)**

|      |                     |
|------|---------------------|
| 13.0 | Greg Frinell, 1989  |
| 12.8 | Khalid Maxie, 1998  |
| 12.7 | Jamal Agnew, 2016   |
| 12.2 | Willie Branch, 1991 |
| 12.2 | Scott Maynard, 1978 |
| 12.0 | Emmitt Dodd, 1981   |
| 11.2 | Sam Hoekstra, 2011  |

**GAME**

|     |                                     |
|-----|-------------------------------------|
| 210 | JT Rogan vs. UC Davis, 2007         |
| 194 | Sam Hoekstra vs. Jacksonville, 2010 |
| 164 | Craig Frinell vs. Redlands, 1989    |
| 152 | Emmitt Dodd vs. Cal Lu, 1983        |
| 137 | Jeb Dougherty vs. Dayton, 1996      |
| 136 | Brian Luman vs. Davidson, 2000      |

**PLAY**

|     |                                 |
|-----|---------------------------------|
| 101 | Jeff Mansukhani vs. UCSB, 1984  |
| 100 | Emmitt Dodd vs. Cal Lu, 1983    |
| 98  | Gavin Ng vs. Azusa, 2001        |
| 98  | Jeb Dougherty vs. Azusa, 1993   |
| 95  | Kenn James vs. Mercer, 2013     |
| 94  | JT Rogan vs. No. Colorado, 2007 |
| 93  | JT Rogan vs. Valpo, 2006        |



Dylan Ching



JT Rogan

**KICKOFF RETURNS**

**CAREER**

|    |                            |
|----|----------------------------|
| 79 | JT Rogan, 2005-2009        |
| 72 | Gavin Ng, 2001-2003        |
| 66 | Jeb Dougherty, 1993-1996   |
| 64 | Kenn James, 2010-2013      |
| 59 | Sam Hoekstra, 2010-2013    |
| 57 | Jeff Mansukhani, 1984-1987 |
| 45 | Evan Hlavacek, 1993-1996   |
| 38 | Brian Luman, 1998-2001     |
| 38 | Dylan Ching, 1996-1999     |

**SEASON**

|    |                     |
|----|---------------------|
| 37 | Gavin Ng, 2002      |
| 36 | JT Rogan, 2009      |
| 35 | Sam Hoekstra, 2010  |
| 34 | Kenn James, 2011    |
| 30 | Taylor Wright, 2008 |
| 28 | Gavin Ng, 2003      |
| 27 | JT Rogan, 2007      |
| 24 | Jonah Hodges, 2014  |
| 22 | Kao Gouveia, 1999   |
| 21 | Jeb Dougherty, 1994 |
| 20 | Brian Luman, 2001   |

**GAME**

|   |   |
|---|---|
| 7 | Jacob Arnell vs. North Dakota State, 2016 |
| 7 | Kenn James vs. Campbell, 2011             |
| 7 | JT Rogan, vs. UC Davis, 2007              |
| 7 | Gavin Ng vs. Yale, 2002                   |
| 6 | Kenn James vs. Morehead State, 2011       |
| 6 | Sam Hoekstra, 3 times, 2010               |
| 6 | JT Rogan vs. Southern Utah, 2009          |

**KICKOFF RETURN YARDS**

**CAREER**

|       |                            |
|-------|----------------------------|
| 2,184 | JT Rogan, 2005-09          |
| 1,675 | Jeb Dougherty, 1993-1996   |
| 1,660 | Gavin Ng, 2000-2003        |
| 1,477 | Kenn James, 2010-2013      |
| 1,344 | Sam Hoekstra, 2010-2013    |
| 1,224 | Jeff Mansukhani, 1984-1987 |
| 1,061 | Evan Hlavacek, 1993-1996   |

**SEASON**

|     |                     |
|-----|---------------------|
| 897 | JT Rogan, 2007      |
| 865 | Sam Hoekstra, 2010  |
| 846 | JT Rogan, 2009      |
| 828 | Kenn James, 2011    |
| 818 | Gavin Ng, 2002      |
| 740 | Taylor Wright, 2008 |
| 584 | Gavin Ng, 2003      |
| 547 | Jeb Dougherty, 1994 |
| 506 | Brian Luman, 2000   |
| 496 | Nick Garton, 2004   |

**KICKOFF RETURN AVG.**

**CAREER (Min. 20 returns)**

|      |                          |
|------|--------------------------|
| 28.0 | JT Rogan, 2005-2009      |
| 25.9 | Nick Garton, 2002-2005   |
| 25.7 | Jacob Arnell, 2015-2016  |
| 25.6 | Jeb Dougherty, 1993-1996 |
| 25.2 | Michael Henry, 1991-1993 |
| 24.8 | Emmitt Dodd, 1981-1983   |
| 23.6 | Evan Hlavacek, 1993-1996 |
| 23.5 | Brian Luman, 1999-2001   |
| 23.1 | Gavin Ng, 2000-2003      |
| 23.1 | Kenn James, 2010-2013    |
| 22.8 | Sam Hoekstra, 2010-2013  |

**SEASON (Min. 10 returns)**

|      |                             |
|------|-----------------------------|
| 33.2 | JT Rogan, 2007 (led nation) |
| 32.4 | Greg Frinell, 1989          |
| 32.3 | Michael Henry, 1991         |
| 30.7 | Jacob Arnell, 2015          |
| 30.6 | Evan Hlavacek, 1995         |
| 29.9 | Kenn James, 2011            |
| 28.9 | JT Rogan, 2006              |
| 28.1 | Brian Luman, 2000           |
| 28.0 | Jeb Dougherty, 1996         |



Gavin Ng



## TACKLES

### CAREER

|     |                          |
|-----|--------------------------|
| 332 | John Gutsmedl, 1984-1987 |
| 314 | Doug Popovich, 1992-1995 |
| 312 | Jeb Dougherty, 1993-1996 |
| 278 | Brian Baxter, 1998-2001  |
| 272 | Brian Luman, 1998-2001   |

### SEASON

|     |                     |
|-----|---------------------|
| 142 | Doug Popovich, 1994 |
| 131 | John Gutsmedl, 1986 |
| 127 | Mike Hamilton, 1985 |
| 125 | Doug Popovich, 1995 |
| 118 | Chuck Royer, 1986   |
| 117 | Dave Paladino, 1991 |
| 113 | Mike Hamilton, 1984 |

### GAME

|    |                                   |
|----|-----------------------------------|
| 26 | Andy Guzinski vs. Dayton, 2002    |
| 23 | Doug Popovich vs. Butler, 1994    |
| 23 | Chip Jarvis vs. St. Mary's, 1983  |
| 22 | Jeb Dougherty vs. Chico St., 1996 |
| 22 | Doug Popovich vs. Drake, 1995     |



Al-Rilwan Adeyemi

## INTERCEPTIONS

### CAREER


|    |                              |
|----|------------------------------|
| 15 | Al-Rilwan Adeyemi, 2008-2011 |
| 15 | Kyle Slusser, 1997-2001      |
| 12 | Kaeo Gouveia, 1996-1999      |
| 11 | Jamal Agnew, 2013-2016       |
| 11 | Brian Luman, 1998-2001       |
| 11 | John Gutsmedl, 1984-1987     |
| 11 | Dan Herbert, 1976-1981       |
| 9  | Patrick O'Neill, 2006-2007   |

### SEASON

|   |                         |
|---|-------------------------|
| 8 | Dan Herbert, 1981       |
| 7 | Kevin McGarry, 1977     |
| 6 | Al-Rilwan Adeyemi, 2010 |
| 6 | Jeff Langdon, 2004      |
| 6 | Kyle Slusser, 1998      |
| 6 | Bryan Day, 1987         |
| 6 | Ben Stuebner, 1984      |
| 6 | Winston Sharp, 1973     |
| 6 | Bill Yavorsky, 1972     |

### GAME

|   |                                   |
|---|-----------------------------------|
| 3 | Kyle Slusser vs. Wagner, 1999     |
| 3 | Darryl Jackson vs. Redlands, 1987 |
| 3 | Chuck Royer vs. St. Mary's, 1986  |
| 2 | Several players tied              |



Eric Bakhtiari

## QUARTERBACK SACKS

### CAREER

|      |                                 |
|------|---------------------------------|
| 35   | Eric Bakhtiari, 2005-2007       |
| 34.5 | Mario Kurn, 2008-2011           |
| 30   | Blake Oliaro, 2009-2013         |
| 25.5 | Jonathan Petersen, 2013-present |
| 19   | David Dunn, 1987-1989           |
| 17   | Anthony Banovac, 1998-2001      |
| 15   | Steve Gargiulo, 2009-2014       |
| 15   | Paul Sellers, 1988-1991         |
| 11.5 | David Gilmore, 1987             |
| 11   | Brian Baxter, 1998-2001         |
| 11   | Jeff Merlino, 1986-1987         |

### SEASON

|      |                         |
|------|-------------------------|
| 20   | Eric Bakhtiari, 2007    |
| 17   | Mario Kurn, 2010        |
| 15   | Blake Oliaro, 2011      |
| 12.5 | Jonathan Petersen, 2016 |
| 12   | David Dunn, 1988        |
| 8.5  | Steve Gargiulo, 2013    |
| 8    | Eric Bakhtiari, 2006    |
| 8    | Anthony Banovac, 2001   |
| 7.5  | Steve Gargiulo, 2013    |
| 7    | Four Players            |

### GAME

|     |  |
|-----|--|
| 5   | Eric Bakhtiari, vs Drake, 2007           |
| 4   | Blake Oliaro vs Marist, 2012             |
| 4   | Blake Oliaro vs Valpo, 2011              |
| 4   | Mario Kurn vs So. Utah, 2010             |
| 4   | David Dunn vs. CMS, 1989                 |
| 3.5 | Blake Oliaro vs. Dayton, 2011            |
| 3.5 | Mario Kurn vs. Davidson, 2010            |
| 3   | Jonathan Petersen, Marist/Campbell, 2016 |
| 3   | Steve Gargiulo vs. Marist, 2013          |
| 3   | Daniel Howard vs. Wagner, 2001           |
| 3   | Eric Bakhtiari, three times              |



Jeb Dougherty

### FORCED FUMBLES

#### CAREER

|    |                                 |
|----|---------------------------------|
| 10 | Jonathan Petersen, 2013-present |
| 8  | Jeb Dougherty, 1993-1996        |
| 8  | John Gutmiedl, 1984-1987        |
| 7  | Adam Combs, 1999-2003           |
| 6  | Eric Bakhtiari, 2004-2007       |
| 6  | Christian Sirek, 1989-1992      |
| 6  | Doug Popovich, 1992-1995        |
| 5  | Four players tied               |

#### SEASON

|   |   |
|---|---|
| 6 | Jeb Dougherty, 1995                       |
| 4 | Jonathan Petersen, 2016                   |
| 4 | Eric Bakhtiari, 2007                      |
| 4 | Adam Combs, 2001                          |
| 4 | Doug Popovich, 1995                       |
| 3 | Six players tied, last Jon Petersen, 2014 |

#### GAME

|   |                                      |
|---|--------------------------------------|
| 3 | Eric Bakhtiari, vs. Drake, 2007      |
| 2 | Jonathan Petersen vs. Cal Poly, 2016 |
| 2 | Jonathan Petersen vs. Marist, 2014   |
| 1 | Several players                      |

### RECOVERED FUMBLES

#### CAREER

|   |                            |
|---|----------------------------|
| 6 | Zach Dunaj, 2009-2012      |
| 6 | Jeb Dougherty, 1993-1996   |
| 6 | Bryan Day, 1985-1988       |
| 5 | Eric Bakhtiari, 2004-07    |
| 5 | Robert Magnuson, 1994-1996 |
| 5 | Daniel Furleigh, 1991-1993 |
| 5 | Marcus Carter, 1990-1993   |

#### SEASON

|   |   |
|---|---|
| 4 | Bryan Day, 1998                           |
| 4 | Robert Magnuson, 1996                     |
| 3 | Eight players tied, last Zach Dunaj, 2012 |

#### GAME

|   |                                    |
|---|------------------------------------|
| 3 | Jeb Dougherty vs. Chico St., 1995  |
| 2 | Elton Perkins vs. Chico St., 1996  |
| 2 | Joe LaBarbera vs. Stetson, 2014    |
| 2 | Ben Stoebner vs. Occidental, 1985  |
| 2 | Gary Newberry vs. St. Mary's, 1981 |

### PASS BREAK-UPS

#### CAREER

|    |                              |
|----|------------------------------|
| 48 | Jamal Agnew, 2013-2016       |
| 35 | Darryl Jackson, 1987-1990    |
| 32 | Al-Rilwan Adeyemi, 2008-2011 |
| 29 | Billy Kobayashi, 1992-1995   |
| 27 | Devyn Bryant, 2013-2016      |
| 23 | Jeb Dougherty, 1993-1996     |
| 22 | Shaun Grove, 1993-1995       |
| 18 | Gabe Derricks, 2006-2009     |
| 18 | Kaeo Gouveia, 1996-1999      |
| 18 | Kujanga Jackson, 1994-1997   |

#### SEASON

|    |  |
|----|--|
| 19 | Jamal Agnew, 2014 (#1 in FCS @ 2.1 per game) |
| 16 | Devyn Bryant, 2016                           |
| 14 | Darryl Jackson, 1990                         |
| 14 | Ben Stoebner, 1986                           |
| 11 | Jamal Angew, 2016                            |
| 11 | Toney Sawyer, 2014                           |
| 11 | Al-Rilwan Adeyemi, 2009                      |
| 11 | Scott Buccola, 1993                          |
| 11 | Darryl Jackson, 1989                         |
| 10 | Six Players tied; last Ray Clark, 2016       |

#### GAME

|   |                                    |
|---|------------------------------------|
| 4 | Devyn Bryant vs. Stetson, 2016     |
| 4 | Josh Brisco vs. Jacksonville, 2006 |
| 4 | Philip Bretsch vs. Wagner, 2004    |
| 3 | Jamal Agnew, 3 times in 2014       |
| 3 | Adam Burke vs. SOU, 2005           |
| 3 | Chase McBride vs. SOU, 2005        |
| 3 | Gavin Ng vs. Butler, 2002          |
| 3 | Jason DeMello vs. Redlands, 2001   |
| 3 | Adam Combs vs. Valpo, 2001         |
| 2 | Several players tied               |

### BLOCKED KICKS

#### CAREER

|   |                              |
|---|------------------------------|
| 4 | Sal Navarra, 1994-1997       |
| 3 | Michael Gasperson, 2001-2004 |
| 3 | Darryl Jackson, 1987-1990    |
| 3 | Rick Salazar, 1989-1992      |
| 2 | Several players              |

#### SEASON

|   |  |
|---|--|
| 4 | Sal Navarra, 1995                                  |
| 3 | Darryl Jackson, 1990                               |
| 2 | Several players tied, last Jonathan Peterson, 2016 |

#### GAME

|   |                                   |
|---|-----------------------------------|
| 2 | Tareq Abdulghani vs. Dayton, 2004 |
| 1 | Several players tied              |

## TEAM RUSHING

### Most Yards Gained

Game: 462 vs. Pomona-Pitzer, 1975

Season: 2,741 in 1991

### Fewest Yards Gained

Game: 5 vs. Drake, 2013

Season: 775 in 1986

### Most Rushes

Game: 65 vs. Loyola, 1972

Season: 535 in 1972

### Fewest Rushes

Game: 16 vs. Drake, 2009

Season: 307 in 1998

## PASSING

### Most Yards Gained

Game: 511 vs. Dayton, 2012

Season: 3,572 in 2005

### Fewest Yards Gained

Game: 0 vs. CS Long Beach, 1961

Season: 417 in 1979

### Most Passes Attempted

Game: 63 vs. Harvard, 2012

Season: 414 in 2004

### Fewest Passes Attempted

Game: 3 vs. Pomona-Pitzer, 1975

Season: 127 in 1989

### Most Passes Completed

Game: 38 vs. Harvard, 2012

Season: 282 in 2005

### Fewest Passes Completed

Game: 0 vs. CS Long Beach, 1961

Season: 49 in 1961

### Most Touchdown Passes Thrown

Game: 7 vs. Valparaiso, 2005, 2002

Season: 48 in 2007

### Fewest Touchdown Passes Thrown

Game: 0 in Several Games

Season: 2 in 1961

### Most Passes Had Intercepted

Game: 6 vs. UC Riverside, 1972

Season: 27 in 1984

### Fewest Passes Had Intercepted

Game: 0 vs. Several Teams

Season: 1 in 1990

### Best Passing Percentage

Season: .685, 2007 (228x333)

### Worst Passing Percentage

Season: .292, 1961 (49x168)

## TOTAL OFFENSE

### Most Yards Total Offense

Game: 663 vs. Marist, 2003

Season: 5,931 in 2006

### Fewest Yards Total Offense

Game: 51 vs. San Diego Marines, 1957

Season: 2,157 in 1984

## SCORING

### Most Points

Game: 69 vs. Cal Tech, 1970

Season: 514 in 2006

### Most Points Combined

Game: 101, 2007 (USD 52, Davidson 49)

Season: 775, 2007 (USD 488; OPP 287)

### Fewest Points

Game: 0 vs. Several Teams

Season: 90 in 1961

### Most Touchdowns

Game: 10 vs. Valpo, 2006

Season: 71 in 2006

### Fewest Touchdowns

Game: 0 vs. Several Teams

Season: 12 in 1984

### Most Points After Touchdown

Game: 9 vs. Valparaiso, 2005

Season: 68 in 2005

(62-one point; 3-two point)

### Fewest Points After Touchdown

Game: 0 vs. Several Teams

Season: 4 in 1961

## MISCELLANEOUS

### Most Touchdowns Rushing

Season: 34 in 1973

### Fewest Touchdowns Rushing

Season: 5 in 1986

### Rushing Average Per Game

Season: 274.1 in 1991

### Passing Average Per Game

Season: 323.9 in 2013

### Scoring Average Per Game

Season: 44.4 in 2007

(488 points in 11 games - led nation)

### Total Offense Average Per Game

Season: 487.2 in 2013



**Most First Downs**

Game: 33 vs. Davidson, 2006  
 Jacksonville, 2007; Dayton, 2006; Drake, 2005;  
 Holy Cross, 2003  
 Season: 305 in 2005

**Fewest First Downs**

Game: 7 vs. San Diego Marines, 1957  
 Season: 107 in 1961

**Most Punts**

Game: 12 vs. USIU, 1974  
 Season: 86 in 1974

**Most Fumbles**

Game: 7 four times;  
 7 vs. San Diego Marines, 1957  
 7 vs. Camp Pendleton, 1957  
 7 vs. La Verne, 1973  
 7 vs. Azusa Pacific, 1974  
 Season: 42 in 1957

**Fewest Fumbles**

Game: 0 vs. Several Teams  
 Season: 9 in 1998, 2006

**Most Fumbles Lost**

Game: 6 vs. S.D. Marines, 1957  
 Season: 21 in 1984

**Fewest Fumbles Lost**

Game: 0 vs. Several Teams  
 Season: 5 in 1960

**PENALTIES****Most Penalties**

Game: 18 vs. Chino Institute, 1957;  
 18 vs. U. of Mexico, 1957  
 Season: 113 in 1958

**Fewest Penalties**

Game: 0 vs. UC Riverside, 1973;  
 0 vs. Pomona-Pitzer, 1977  
 Season: 37 in 1998

**Most Yards Penalized**

Game: 216 vs. San Francisco, 1981  
 Season: 993 in 1958

**Fewest Yards Penalized**

Game: 0 vs. UC Riverside, 1973;  
 0 vs. Pomona-Pitzer, 1977  
 Season: 336 in 1998

updated 3-10-2017

**DEFENSIVE PASSING****Fewest Passes Completed**

Game: 0 vs. La Verne, 1972  
 Season: 61 in 1958

**Most Passes Completed**

Game: 35 vs. Davidson, 2007  
 Season: 243 in 2008

**Fewest Passes Attempted**

Game: 7 vs. N.M. Western, 1958  
 Season: 154 in 1958

**Most Passes Attempted**

Game: 59 vs. Princeton, 2014; vs. Fairfield, 2001  
 Season: 413 in 2014

**Most Passes Intercepted**

Game: 6 vs. Camp Pendleton, 1957;  
 6 vs. USF, 1981  
 Season: 26 in 1981

**Fewest Passes Intercepted**

Game: 0 vs. Several Teams  
 Season: 6 in 2001

**Most Yards Allowed Passing**

Game: 454 vs. La Verne, 1991  
 Season: 2,750 in 2000

**TOTAL DEFENSE****Fewest Yards Total Offense Allowed**

Game: -16 vs. Camp Pendleton, 1957  
 Season: 1750 in 1978

**Most Yards Total Offense Allowed**

Game: 536 vs. USIU, 1975  
 Season: 4,439 in 2000

**Most Points Allowed**

Game: 61 by Penn, 2004  
 Season: 325 in 2014

**Fewest Points Allowed**

Game: 0 vs. Several Teams  
 Season: 100 in 1987 (10 games)

**Most Shutouts Recorded**

Season: 4 in 1987

**DEFENSIVE RUSHING****Fewest Yards Allowed Rushing**

Game: -6 vs. Azusa Pacific, 1994  
 Season: 663 in 1988

**Most Yards Allowed Rushing**

Game: 370 vs. Dayton, 1997  
 Season: 2,094 in 2014