

# USC • vs. Pacific-10

## USC VS. ARIZONA

Arizona leads, 46-32

YEAR	RESULT
1922	Arizona 36, USC 28; USC 46, Arizona 20; USC 28, Arizona 27*; Arizona 26, USC 15*
1923	Arizona 23, USC 18*; Arizona 24, USC 8*; Arizona 26, USC 20; Arizona 27, USC 16
1924	USC 36, Arizona 16*; USC 31, Arizona 26*
1925	USC 25, Arizona 18; USC 23, Arizona 10
1926	USC 38, Arizona 20; USC 30, Arizona 28 (2 OT)
1927	USC 44, Arizona 15; USC 26, Arizona 21
1929	USC 35, Arizona 31; USC 35, Arizona 34
1930	USC 35, Arizona 21*; USC 35, Arizona 26*
1932	Arizona 29, USC 26
1937	USC 26, Arizona 25
1954	Arizona 57, USC 55
1958	Arizona 78, USC 72
1964	Arizona 71, USC 63
1965	Arizona 57, USC 55*
1973	Arizona 71, USC 69
1974	USC 100, Arizona 76*
1979	Arizona 74, USC 72, USC 70, Arizona 67*
1980	Arizona 86, USC 83*; Arizona 74, USC 65
1981	USC 67, Arizona 63; USC 81, Arizona 71*
1982	USC 89, Arizona 67*; USC 60, Arizona 59 (OT)
1983	USC 74, Arizona 67; USC 72, Arizona 70*
1984	USC 71, Arizona 61*; Arizona 55, USC 49
1985	USC 64, Arizona 63; Arizona 60, USC 55*
1986	USC 63, Arizona 62*; Arizona 71, USC 62
1987	Arizona 78, USC 44; Arizona 73, USC 61*
1988	Arizona 92, USC 48; Arizona 103, USC 68*
1989	Arizona 97, USC 69*, Arizona 93, USC 70
1990	Arizona 90, USC 75*; Arizona 95, USC 70; Arizona 80, USC 57#
1991	Arizona 87, USC 85; USC 87, Arizona 83*
1992	Arizona 107, USC 68; USC 70, Arizona 69*
1993	Arizona 81, USC 73*; Arizona 87, USC 76
1994	Arizona 83, USC 74*; Arizona 94, USC 61
1995	Arizona 94, USC 73; Arizona 89, USC 80*
1996	Arizona 93, USC 81; Arizona 86, USC 72*
1997	USC 75, Arizona 62*; Arizona 101, USC 77
1998	Arizona 91, USC 72; USC 91, Arizona 90 (OT)*
1999	Arizona 87, USC 78*; Arizona 88, USC 73
2000	USC 80, Arizona 72*; Arizona 92, USC 85
2001	Arizona 71, USC 58; Arizona 105, USC 61*
2002	Arizona 97, USC 80; USC 81, Arizona 73*; Arizona 81, USC 71#

\* - Home Game

# - Pac-10 Tournament (Tempe, AZ in 1990, Staples Center in 2002)

Wins are in BOLD

## USC VS. ARIZONA STATE

USC leads, 38-26

YEAR	RESULT
1929	USC 46, ASU 19
1951	USC 86, ASU 71
1958	USC 67, ASU 63
1961	ASU 86, USC 71\$
1964	ASU 71, USC 60
1967	USC 79, ASU 77*; USC 92, ASU 60
1969	USC 92, ASU 75*
1970	USC 108, ASU 95
1971	USC 88, ASU 68*
1972	ASU 95, ASU 78
1974	USC 79, ASU 70*
1976	ASU 71, USC 69
1978	ASU 87, USC 76*
1979	USC 69, ASU 65; USC 75, ASU 59*
1980	USC 77, ASU 66; ASU 81, USC 75*; ASU 67, USC 57
1981	ASU 69, USC 55; ASU 77, USC 61*
1982	USC 64, ASU 57*; ASU 80, USC 62
1983	ASU 75, USC 68; USC 94, ASU 92*
1984	ASU 65, USC 48; ASU 76, USC 73*

1985	USC 73, ASU 54; USC 76, ASU 60*
1986	USC 81, ASU 72*; ASU 75, USC 67
1987	USC 66, ASU 62; ASU 69, USC 62*
1988	ASU 78, USC 74; USC 74, ASU 70*
1989	ASU 67, USC 62*; USC 84, ASU 81 (OT); USC 94, ASU 82#
1990	USC 69, ASU 59*; USC 88, ASU 63
1991	ASU 84, USC 80 (OT); ASU 88, USC 83*
1992	USC 69, ASU 64; USC 81, ASU 66*
1993	USC 87, ASU 79*; ASU 101, USC 67
1994	ASU 87, USC 62*; USC 68, ASU 56
1995	ASU 81, USC 71; ASU 74, USC 70*
1996	USC 80, ASU 67; ASU 69, USC 66*
1997	USC 75, ASU 56*; USC 72, ASU 66
1998	ASU 84, USC 81; USC 117, ASU 71*
1999	USC 72, ASU 70*; USC 84, ASU 73
2000	USC 95, ASU 92* (OT); ASU 93, USC 81
2001	USC 77, ASU 58; USC 80, ASU 68*
2002	USC 81, ASU 73; USC 83, ASU 61*

\* - Home Game

\$ - NCAA Tournament Game in Portland, OR

# - Pac-10 Tournament (Forum)

Wins are in BOLD

## USC VS. CALIFORNIA

California leads, 117-110

Year	Result
1917	Cal 27, USC 15*; Cal 44, USC 16
1921	Cal 26, USC 25
1922	Cal 43, USC 13; Cal 36, USC 20; USC 29, Cal 28*; Cal 45, USC 9*
1923	Cal 29, USC 16*; USC 24, Cal 19*; USC 24, Cal 21; Cal 35, USC 15
1924	USC 27, Cal 26; Cal 28, USC 22; Cal 25, USC 16*; USC 26, Cal 25*
1926	Cal 37, USC 17; Cal 32, USC 12; Cal 23, USC 16
1927	Cal 31, USC 28; Cal 30, USC 19; Cal 27, USC 22
1928	USC 42, Cal 31; Cal 28, USC 18; USC 39, Cal 29 (2 OT)
1929	Cal 43, USC 38*; Cal 33, USC 27*; Cal 43, USC 16
1930	USC 30, Cal 28; Cal 27, USC 19; USC 24, Cal 22*
1931	Cal 24, USC 22; USC 32, Cal 29*; USC 23, Cal 21*
1932	USC 22, Cal 14*; USC 29, Cal 25*; Cal 27, USC 18; USC 28, Cal 27; Cal 26, USC 22
1933	USC 32, Cal 26*; USC 31, Cal 29; USC 28, Cal 27 (OT); Cal 29, USC 24
1934	Cal 36, USC 30; USC 42, Cal 19; USC 41, Cal 34*; Cal 37, USC 28
1935	USC 41, Cal 38; USC 44, Cal 34; USC 60, Cal 32*; USC 36, Cal 26*
1936	USC 51, Cal 29*, USC 35, Cal 22*; Cal 29, USC 27; USC 41, Cal 35
1937	USC 41, Cal 37*; USC 35, Cal 34*; USC 38, Cal 36 (2 OT); Cal 36, USC 31
1938	Cal 33, USC 25; Cal 39, USC 37; Cal 49, USC 40*; USC 60, Cal 27*
1939	USC 38, Cal 34*; Cal 36, USC 34*; Cal 42, USC 39; USC 46, Cal 42; Cal 42, USC 36
1940	USC 49, Cal 36*; USC 56, Cal 49*; Cal 38, USC 30; USC 49, Cal 33
1941	Cal 40, USC 34; Cal 35, USC 26; USC 51, Cal 36; USC 57, Cal 47*
1942	USC 58, Cal 46*; Cal 41, USC 36; USC 59, Cal 37; Cal 43, USC 34
1943	USC 39, Cal 32*; USC 32, Cal 27
1944	Cal 26, USC 24; Cal 37, USC 34*
1945	USC 52, Cal 25*; Cal 50, USC 34
1946	Cal 47, USC 41*; USC 55, Cal 51*; Cal 42, USC 35; Cal 51, USC 35
1947	Cal 42, USC 38; Cal 53, USC 47, USC 59, Cal 54*; Cal 55, USC 45*
1948	Cal 50, USC 43*; Cal 48, USC 47; Cal 53, USC 50*; Cal 58, USC 34
1949	Cal 43, USC 42; USC 57, Cal 52; Cal 49, USC 45*; USC 48, Cal 39; USC 72, Cal 52*
1950	USC 61, Cal 45*; Cal 59, USC 54; USC 61, Cal 34*; Cal 60, USC 58
1951	USC 61, Cal 49*; USC 68, Cal 44*; Cal 55, USC 42; USC 49, Cal 44
1952	Cal 65, USC 55; USC 44, Cal 43, Cal 65, USC 64*; USC 73, Cal 54*

1953	Cal 78, USC 63*; Cal 71, USC 63*; USC 68, Cal 66; Cal 71, USC 44
1954	USC 53, Cal 49; Cal 46, USC 32; USC 56, Cal 36*; USC 62, Cal 56*
1955	USC 63, Cal 56*; USC 81, Cal 65*; Cal 58, USC 57; USC 80, Cal 62
1956	Cal 52, USC 51; USC 77, Cal 64
1957	Cal 61, USC 55; Cal 89, USC 83
1958	USC 58, Cal 48*; Cal 80, USC 62
1959	Cal 82, USC 55*; Cal 70, USC 64
1960	Cal 65, USC 61 (OT)*; USC 65, Cal 57*, Cal 60, USC 45*; Cal 57, USC 46
1961	USC 57, Cal 50; USC 65, Cal 57; Cal 69, USC 57*
1962	USC 68, Cal: 41*; USC 79, Cal 52*; Cal 61, USC 60
1963	Cal 72, USC 65; Cal 78, USC 69; USC 76, Cal 63*
1964	Cal 65, USC 64*; Cal 65, USC 47*; USC 77, Cal 55
1965	USC 75, Cal 55*; USC 68, Cal 67
1966	USC 77, Cal 58; Cal 60, USC 58*
1967	USC 99, Cal 95 (2 OT)*; Cal 77, USC 75
1968	USC 80, Cal 65; Cal 91, USC 90 (OT)*
1969	USC 98, Cal 70*; USC 76, Cal 67
1970	USC 78, Cal 73; USC 90, Cal 82*
1971	USC 90, Cal 66; USC 96, Cal 81*
1972	USC 102, Cal 69*; Cal 84, USC 74
1973	USC 71, Cal 64; USC 64, Cal 53*
1974	USC 76, Cal 61*, USC 70, Cal 67
1975	USC 85, Cal 65; USC 82, Cal 59*
1976	Cal 81, USC 80*; Cal 96, USC 94 (OT)
1977	Cal 84, USC 76; Cal 95, USC 78*
1978	USC 87, Cal 81*; Cal 70, USC 68
1979	USC 59, Cal 54; USC 86, Cal 84*
1980	USC 84, Cal 74*; Cal 69, USC 66
1981	USC 72, Cal 66*; Cal 73, USC 71 (OT)
1982	USC 66, Cal 59; USC 75, Cal 70*
1983	USC 65, Cal 56; USC 55, Cal 53*
1984	USC 73, Cal 56*; Cal 46, USC 37
1985	USC 86, Cal 80*; USC 75, Cal 52
1986	Cal 62, USC 61; Cal 65, USC 63*
1987	Cal 79, USC 76*; Cal 56, USC 53
1988	USC 58, Cal 56 (2 OT); Cal 64, USC 63*; Cal 75, USC 59*
1989	Cal 73, USC 66*; Cal 74, USC 62
1990	Cal 74, USC 60; Cal 74, USC 70*
1991	Cal 69, USC 66*, USC 85, Cal 76
1992	USC 85, Cal 83; USC 94, Cal 81*
1993	USC 67, Cal 65*; Cal 86, USC 83 (OT)
1994	Cal 77, USC 66; USC 86, Cal 78* (OT)
1995	Cal 76, USC 58*\$; Cal 95, USC 74\$
1996	Cal 63, USC 60*\$; Cal 85, USC 69\$
1997	Cal 83, USC 71; USC 93, Cal 85*
1998	Cal 92, USC 82; Cal 73, USC 43*
1999	Cal 89, USC 75*; Cal 58, USC 55
2000	Cal 66, USC 62*; Cal 86, USC 73
2001	USC 80, USC 66; USC 74, CAL 69*
2002	Cal 92, USC 91* (OT); Cal 83, USC 64

\* -- Home Game  
 \$ -- Games forfeited to USC (1995 and 1996)  
 # -- Pac-10 Tournament (McKale Center in 1988)  
 Wins are in BOLD

## USC VS. OREGON

USC leads, 54-34

YEAR	RESULT
1956	Oregon 55, USC 45; USC 87, Oregon 71
1957	USC 87, Oregon 82*; USC 71, Oregon 62*
1958	USC 73, Oregon 52*; USC 73, Oregon 70
1959	USC 65, Oregon 56*; USC 76, Oregon 67
1960	USC 77, Oregon 73
1961	USC 81, Oregon 79 @
1965	Oregon 81, USC 71; USC 77, Oregon 56*
1966	USC 92, Oregon 66*; USC 82, Oregon 67
1967	USC 71, Oregon 63*; USC 73, Oregon 70
1968	USC 79, Oregon 69; USC 66, Oregon 59*
1969	USC 79, Oregon 69; Oregon 74, USC 64*
1970	USC 77, Oregon 68*; Oregon 92, USC 83
1971	USC 93, Oregon 78; USC 63, Oregon 55*
1972	USC 66, Oregon 46; USC 75, Oregon 66*
1973	USC 66, Oregon 65*; USC 56, Oregon 52
1974	USC 59, Oregon 53*; USC 76, Oregon 61
1975	USC 81, Oregon 80; USC 92, Oregon 90*
1976	Oregon 77, USC 72; Oregon 70, USC 67*
1977	Oregon 64, USC 52*; Oregon 60, USC 57
1978	USC 63, Oregon 62*; Oregon 43, USC 41
1979	USC 70, Oregon 64*; USC 87, Oregon 64
1980	USC 83, Oregon 66; Oregon 82, USC 81*
1981	Oregon 74, USC 67; Oregon 81, USC 78*
1982	USC 107, Oregon 91*; USC 80, Oregon 68
1983	USC 62, Oregon 54*; USC 65, Oregon 55
1984	Oregon 80, USC 49; Oregon 52, USC 47*

1985	USC 63, Oregon 59; USC 65, Oregon 62*
1986	USC 75, Oregon 60*; Oregon 76, USC 63
1987	USC 60, Oregon 56*; Oregon 57, USC 55; Oregon 51, USC 49*
1988	Oregon 52, USC 40*; Oregon 74, USC 62
1989	Oregon 64, USC 62; Oregon 70, USC 68*
1990	Oregon 66, USC 65*; Oregon 96, USC 79
1991	Oregon 86, USC 84; USC 84, Oregon 71*
1992	USC 85, Oregon 56*; USC 69, Oregon 68
1993	USC 69, Oregon 58; USC 73, Oregon 67*
1994	USC 77, Oregon 69*; USC 84, Oregon 75
1995	Oregon 95, USC 83; Oregon 81, USC 77*
1996	Oregon 99, USC 78*; Oregon 80, USC 60
1997	USC 79, Oregon 69; USC 72, Oregon 69*
1998	USC 63, Oregon 59*; Oregon 73, USC 61
1999	USC 85, Oregon 84; Oregon 60, USC 55*
2000	Oregon 68, USC 67; Oregon 80, USC 77*
2001	USC 78, Oregon 74*; USC 87, Oregon 80 (OT)
2002	Oregon 73, USC 69; Oregon 67, USC 65*; USC 89, Oregon 78#

\* -- Home Games  
 @ -- NCAA Tournament game at Portland, OR  
 # -- Pac-10 Tournament (Pauley Pavilion in 1987, Staples Center in 2002)  
 Wins in BOLD

## USC VS. OREGON STATE

USC leads, 56-51

YEAR	RESULT
1925	OSU 30, USC 22
1933	OSU 35, USC 33; USC 39, OSU 28; OSU 24, USC 19
1935	OSU 38, USC 35; USC 36, OSU 31; USC 32, OSU 31
1936	OSU 45, USC 40 (OT)*; USC 50, OSU 53*
1940	USC 54, OSU 41*; USC 62, OSU 26*
1949	USC 60, OSU 40
1954	USC 53, OSU 48; OSU 65, USC 47; USC 48, OSU 45
1955	USC 45, OSU 43; USC 55, OSU 35
1956	USC 58, OSU 47*; USC 84, OSU 53*
1957	USC 55, OSU 49; OSU 67, USC 54
1958	OSU 69, USC 50*; OSU 58, USC 52
1959	USC 49, OSU 41; OSU 61, USC 53*
1960	USC 84, OSU 59*; USC 68, OSU 62
1961	OSU 62, USC 58; USC 74, OSU 68
1963	OSU 76, USC 49; USC 67, OSU 58
1965	OSU 65, USC 63; USC 64, OSU 38*
1966	OSU 59, USC 56*; USC 70, OSU 60
1967	USC 62, OSU 47*; USC 72, OSU 63 (OT)
1968	USC 49, OSU 47 (OT); USC 71, OSU 63*
1969	OSU 61, USC 57; USC 71, OSU 61*
1970	USC 64, OSU 51*; USC 70, OSU 55
1971	USC 82, OSU 63; USC 110, OSU 75*
1972	USC 87, OSU 75; OSU 65, USC 61*
1973	USC 90, OSU 72*; OSU 82, USC 66
1974	USC 81, OSU 71*; USC 60, OSU 53
1975	OSU 78, USC 75; OSU 80, USC 76*
1976	OSU 80, USC 70; OSU 78, USC 61*\$
1977	OSU 58, USC 50*; OSU 80, USC 65
1978	OSU 89, USC 82 (OT); OSU 53, USC 47
1979	USC 76, OSU 75 (OT); OSU 70, USC 67*
1980	OSU 82, USC 68; OSU 73, USC 72*
1981	OSU 55, USC 48; OSU 73, USC 64*
1982	OSU 72, USC 55*; OSU 45, USC 36
1983	USC 74, OSU 69*; OSU 62, USC 50
1984	OSU 51, USC 45; OSU 66, USC 57*
1985	USC 60, OSU 58; OSU 60, USC 58 (OT)*
1986	OSU 68, USC 64*; USC 66, OSU 60
1987	OSU 57, USC 51*; USC 65, OSU 55
1988	OSU 80, USC 77*; OSU 84, USC 57
1989	OSU 64, USC 55; OSU 74, USC 65*
1990	OSU 92, USC 82*; OSU 98, USC 94 (OT)
1991	USC 70, OSU 68; USC 85, OSU 75*
1992	USC 90, OSU 73*; OSU 92, USC 78
1993	OSU 68, USC 57; USC 69, OSU 60*
1994	USC 82, OSU 76*; USC 69, USC 68
1995	OSU 90, USC 89 (OT); OSU 83, USC 81 (OT)*
1996	USC 64, OSU 47*; OSU 56, USC 54
1997	USC 71, OSU 68; USC 83, OSU 62*
1998	USC 71, OSU 67*; OSU 83, USC 74 (OT)
1999	OSU 69, USC 66 (OT); USC 86, OSU 61*
2000	USC 82, OSU 69; USC 82, OSU 71*
2001	USC 73, OSU 47*; OSU 67, USC 52
2002	USC 64, OSU 51; USC 79, OSU 45*

\* -- Home Games  
 \$ -- Game forfeited to USC (1976)  
 Wins in BOLD

**USC VS. STANFORD**

USC leads, 112-107

YEAR	RESULT
1917	Stanford 43, USC 28*; Stanford 32, USC 10
1921	Stanford 39, USC 14
1923	Stanford 29, USC 14; Stanford 23, USC 12; Stanford 17, USC 13*; Stanford 24, USC 21* (4 OT)
1924	USC 20, Stanford 17; Stanford 25, USC 19; USC 24, Stanford 20*; Stanford 31, USC 26*
1926	Stanford 25, USC 11; Stanford 24, USC 21; Stanford 30, USC 22 (OT)
1927	Stanford 28, USC 27; Stanford 24, USC 19; Stanford 35, USC 26
1928	USC 34, Stanford 28; USC 29, Stanford 25; USC 34, Stanford 27
1929	Stanford 33, USC 26*; Stanford 31, USC 21; Stanford 28, USC 25
1930	Stanford 35, USC 23*; USC 36, Stanford 18*; USC 30, Stanford 24
1931	USC 27, Stanford 24; Stanford 28, USC 21; USC 33, Stanford 22*
1932	USC 35, Stanford 28*; USC 28, Stanford 24; USC 37, Stanford 29* USC 32, Stanford 19*
1933	USC 30, Stanford 25*; USC 38, Stanford 36*; USC 34, Stanford 18; USC 36, Stanford 28
1934	USC 36, Stanford 24*; Stanford 35, USC 31; USC 28, Stanford 22; USC 33, Stanford 22
1935	USC 40, Stanford 30; Stanford 38, USC 36; USC 55, Stanford 40*; USC 39, Stanford 29*
1936	Stanford 32, USC 25; Stanford 51, USC 47; USC 45, Stanford 36*; Stanford 46, USC 42*; Stanford 39, USC 36; Stanford 43, USC 42
1937	USC 42, Stanford 39*; Stanford 61, USC 49*; Stanford 39, USC 34; Stanford 47, USC 38
1938	Stanford 64, USC 54; USC 49, Stanford 48; Stanford 36, USC 30*; Stanford 48, USC 35*
1939	Stanford 42, USC 39; USC 45, Stanford 32; USC 35, Stanford 29*; USC 53, Stanford 31*
1940	USC 51, Stanford 48*; USC 53, Stanford 37; Stanford 46, USC 45; USC 39, Stanford 32
1941	Stanford 43, USC 37; Stanford 39, USC 34; Stanford 46, USC 38*; Stanford 43, USC 36*
1942	Stanford 43, USC 33; USC 27, Stanford 23, Stanford 46, USC 44*; Stanford 47, USC 43*
1943	USC 41, Stanford 32; USC 67, Stanford 49*
1946	USC 62, Stanford 49*; USC 43, Stanford 32*; USC 48, Stanford 36; USC 55, Stanford 40
1947	Stanford 55, USC 50*; USC 52, Stanford 48*; Stanford 55, USC 50; Stanford 50, USC 48
1948	USC 39, Stanford 33*; USC 48, Stanford 44; USC 41, Stanford 40*; USC 46, Stanford 34
1949	USC 56, Stanford 46; USC 54, Stanford 44*; USC 58, Stanford 57; USC 60, Stanford 51*
1950	USC 73, Stanford 58*; USC 59, Stanford 45; USC 62, Stanford 59*; Stanford 60, USC 57
1951	USC 65, Stanford 54*; USC 72, Stanford 45*; Stanford 73, USC 71; USC 68, Stanford 65
1952	USC 63, Stanford 58 (OT)*; USC 75, Stanford 64*; Stanford 51, USC 41; Stanford 73, USC 65
1953	USC 76, Stanford 58; USC 72, Stanford 63; USC 93, Stanford 56*; Stanford 76, USC 74*
1954	Stanford 61, USC 59*; USC 71, Stanford 69*; USC 57, Stanford 53; Stanford 72, USC 67
1955	Stanford 92, USC 78; Stanford 76, USC 60; USC 73, Stanford 63*; USC 71, Stanford 56*
1956	Stanford 78, USC 74 (OT)*; USC 75, Stanford 58*
1957	USC 72, Stanford 69; USC 86, Stanford 73
1958	Stanford 57, USC 44; Stanford 69, USC 61*
1959	USC 71, Stanford 52*; Stanford 85, USC 74
1960	Stanford 82, USC 71 (OT)*; Stanford 66, USC 51; USC 59, Stanford 53
1961	USC 63, Stanford 57, USC 79, Stanford 61*; USC 54, Stanford 53*
1962	Stanford 67, USC 56*; Stanford 63, USC 62; Stanford 68, USC 66
1963	USC 65, Stanford 57*; USC 61, Stanford 57; Stanford 60, USC 58*; USC 67, Stanford 61*
1964	USC 75, Stanford 74 (OT); Stanford 62, USC 46; Stanford 64, USC 63*
1965	USC 75, Stanford 59*; Stanford 87, USC 71
1966	Stanford 73, USC 64; Stanford 82, USC 71*
1967	Stanford 67, USC 58*; Stanford 81, USC 79
1968	USC 90, Stanford 64; USC 72, Stanford 60*
1969	Stanford 66, USC 56*; USC 75, Stanford 66
1970	USC 71, Stanford 68; USC 85, Stanford 71*
1971	USC 71, Stanford 51; USC 83, Stanford 74*
1972	USC 65, Stanford 63*; USC 71, Stanford 65
1973	USC 83, Stanford 67; Stanford 50, USC 47*
1974	USC 64, Stanford 57*; USC 62, Stanford 59

1975	Stanford 67, USC 66; USC 85, Stanford 79*
1976	Stanford 86, USC 75*; Stanford 96, USC 83
1977	Stanford 68, USC 64; USC 105, Stanford 84*
1978	USC 76, Stanford 74*; USC 70, Stanford 68
1979	USC 57, Stanford 55; USC 79, Stanford 68*
1980	USC 69, Stanford 68*; Stanford 93, USC 91 (OT)
1981	USC 89, Stanford 64*; USC 74, Stanford 67
1982	USC 85, Stanford 74; USC 74, Stanford 59*
1983	Stanford 92, USC 74; USC 90, Stanford 76*
1984	USC 51, Stanford 49* (OT); Stanford 64, USC 56
1985	Stanford 60, USC 54*; Stanford 86, USC 65
1986	Stanford 61, USC 59*; Stanford 85, USC 64
1987	Stanford 64, USC 58*; Stanford 72; USC 57
1988	Stanford 88, USC 62; Stanford 73, USC 65*
1989	Stanford 68, USC 52; Stanford 74, USC 65*; Stanford 66, USC 61#
1990	Stanford 74, USC 61; USC 71, Stanford 62*
1991	USC 85, Stanford 67*; Stanford 92, USC 76
1992	USC 82, Stanford 72; USC 73, Stanford 72* (OT)
1993	USC 63, Stanford 55*; Stanford 78, USC 62
1994	Stanford 76, USC 67; Stanford 66; USC 55*
1995	Stanford 85, USC 82*; Stanford 90; USC 78
1996	USC 84, Stanford 80*; Stanford 99, USC 69
1997	Stanford 85, USC 70; USC 84, Stanford 81*
1998	Stanford 99, USC 62; Stanford 83, USC 59*
1999	Stanford 72, USC 55*; USC 86, Stanford 82 (OT)
2000	Stanford 67, USC 57*; Stanford 111, USC 68
2001	Stanford 77, USC 71; Stanford 70, USC 68*
2002	USC 90, Stanford 82*; USC 77, Stanford 58; USC 103, Stanford 78#

\* -- Home Game  
# -- Pac-10 Tournament (Forum in 1989, Staples Center in 2002)  
Wins are in BOLD

**USC VS. UCLA**

UCLA leads, 119-94

YEAR	RESULT
1928	USC 45, UCLA 35, UCLA 34, USC 27, UCLA 47, USC 37
1929	USC 28, UCLA 23*; USC 39, UCLA 31*; UCLA 44, USC 33*
1930	USC 33, UCLA 16*; USC 42, UCLA 30*; USC 33, UCLA 28*
1931	UCLA 25, USC 16*; USC 24, UCLA 22*; UCLA 46, USC 23*
1932	UCLA 19, USC 17*; UCLA 26, USC 24*; USC 35, UCLA 31*
1933	USC 49, UCLA 27*; USC 39, UCLA 33*; USC 44, UCLA 18*
1934	USC 39, UCLA 26*; USC 39, UCLA 22*; USC 46, UCLA 21*, USC 32, UCLA 23*
1935	USC 39, UCLA 34*; USC 52, UCLA 22*; USC 55, UCLA 22*; USC 43, UCLA 33*
1936	USC 38, UCLA 36*; USC 32, UCLA 24*; USC 36, UCLA 32*; USC 55, UCLA 28*
1937	USC 41, UCLA 31*; USC 36, UCLA 31*; USC 46, UCLA 36*; USC 43, UCLA 29*
1938	USC 48, UCLA 31*; USC 40, UCLA 30*; USC 52, UCLA 33*; USC 57, UCLA 35*
1939	USC 69, UCLA 36*; USC 59, UCLA 49*; USC 43, UCLA 35*; USC 57, UCLA 27*
1940	USC 50, UCLA 32*; USC 60, UCLA 26*; USC 32, UCLA 26; USC 47, UCLA 35
1941	USC 56, UCLA 35; USC 43, UCLA 41; USC 53, UCLA 47 (OT)* USC 52, UCLA 37*
1942	USC 59, UCLA 51; USC 42, UCLA 30*; USC 63, UCLA 44; USC 49, UCLA 35*
1943	USC 60, UCLA 49*; USC 51, UCLA 39*; UCLA 42, USC 37 (OT) USC 53, UCLA 46
1944	UCLA 33, USC 19; USC 48, UCLA 41*, UCLA 32, USC 30; UCLA 40, USC 32*
1945	USC 53, UCLA 25*; UCLA 41, USC 36; UCLA 34, USC 28; USC 37, UCLA 20*
1946	USC 43, UCLA 33*; USC 45, UCLA 40; UCLA 45, USC 35*; USC 60, UCLA 43
1947	UCLA 60, USC 46*; UCLA 61, USC 46; UCLA 71, USC 66*; UCLA 66, USC 54
1948	USC 56, UCLA 42*; UCLA 51, USC 50*; USC 68, UCLA 57*; USC 62, UCLA 46*
1949	UCLA 74, USC 68 (OT); USC 59, UCLA 52*; UCLA 51, USC 50*; UCLA 63, USC 55*
1950	USC 58, UCLA 45*; UCLA 68, USC 47; USC 45, UCLA 43; UCLA 74, USC 57*
1951	USC 53, UCLA 34*; UCLA 57, USC 44*; UCLA 59, USC 53; USC 43, UCLA 41; UCLA 49, USC 41
1952	UCLA 55, USC 48*; UCLA 67, USC 58*; UCLA 66, USC 51; UCLA 63, USC 57
1953	USC 65, UCLA 54; UCLA 72, USC 61; USC 66, UCLA 65*; USC 76, UCLA 64*
1954	USC 68, UCLA 65*; UCLA 81, USC 63*; USC 79, UCLA 68; USC 69, UCLA 67
1955	UCLA 70, USC 67; UCLA 76, USC 64; UCLA 66, USC 65*; UCLA 75, USC 55

1956 UCLA 85, USC 70\*; UCLA 97, USC 84\*  
 1957 USC 84, UCLA 80\*; UCLA 65, USC 55  
 1958 UCLA 52, USC 51\*; UCLA 80, USC 75\* (OT)  
 1959 UCLA 57, USC 53\*; UCLA 65, USC 63\*  
 1960 UCLA 47, USC 45\*; USC 72, UCLA 62\*; UCLA 63, USC 62\*;  
 USC 91, UCLA 71\*; UCLA 72, USC 70\*  
 1961 USC 78, UCLA 63\*; UCLA 86, USC 83; USC 86, UCLA 85\* (OT)  
 1962 UCLA 73, USC 59\*; USC 74, UCLA 60\*; UCLA 68, USC 62\*  
 1963 UCLA 77, USC 65\*; UCLA 86, USC 72\*; USC 62, UCLA 60\*  
 1964 UCLA 79, USC 59\*; UCLA 78, USC 71\*; UCLA 91, USC 81\*  
 1965 UCLA 84, USC 75\*; UCLA 77, USC 71\*; UCLA 52, USC 50\*  
 1966 UCLA 86, USC 67\*; UCLA 94, USC 76\*; UCLA 94, USC 79;  
 UCLA 99, USC 62\*  
 1967 UCLA 105, USC 90; UCLA 107, USC 83; UCLA 40, USC 35\* (OT);  
 UCLA 83, USC 55  
 1968 UCLA 101, USC 67; UCLA 72, USC 64\*  
 1969 UCLA 61, USC 55\* (2 OT); USC 46, UCLA 44  
 1970 USC 87, UCLA 86; UCLA 91, USC 78\*  
 1971 UCLA 64, USC 60\*; UCLA 73, USC 62  
 1972 UCLA 81, USC 56; UCLA 79, USC 66\*  
 1973 UCLA 79, USC 56\*; UCLA 76, USC 56  
 1974 UCLA 65, USC 54; UCLA 82, USC 52\*  
 1975 UCLA 89, USC 84; UCLA 72, USC 68\*  
 1976 UCLA 68, USC 62, UCLA 87, USC 73\*  
 1977 UCLA 77, USC 59; UCLA 78, USC 69\*  
 1978 UCLA 83, USC 71; UCLA 91, USC 78\*  
 1979 UCLA 89, USC 86\*; UCLA 102, USC 94 (2 OT)  
 1980 USC 82, UCLA 74\*; UCLA 91, USC 64  
 1981 USC 68, UCLA 66; UCLA 76, USC 62\*  
 1982 USC 86, UCLA 71\*; UCLA 69, USC 66  
 1983 UCLA 77, USC 60; UCLA 71, USC 64\*  
 1984 UCLA 75, USC 69 (OT); USC 80, UCLA 72\*  
 1985 USC 78, UCLA 77\* (2 OT); USC 80, UCLA 78 (4 OT)  
 1986 UCLA 66, USC 56; USC 79, UCLA 64\*  
 1987 UCLA 77, USC 65\*; UCLA 82, USC 76  
 1988 UCLA 81, USC 65; UCLA 85, USC 70\*  
 1989 UCLA 67, USC 66\*; UCLA 68, USC 65  
 1990 UCLA 89, USC 72, USC 76, UCLA 75\*  
 1991 UCLA 98, USC 81; USC 76, UCLA 74\*  
 1992 USC 86, UCLA 82; USC 83, UCLA 79\*  
 1993 UCLA 90, USC 80\*; USC 72, UCLA 62  
 1994 UCLA 101, USC 72; USC 85, UCLA 79\*  
 1995 UCLA 73, USC 69\*; UCLA 85, USC 66  
 1996 UCLA 99, USC 72; UCLA 61, USC 59\*  
 1997 UCLA 96, USC 87\*; UCLA 82, USC 60  
 1998 UCLA 101, USC 84; UCLA 82, USC 75 (OT)\*  
 1999 UCLA 98, USC 80\*; UCLA 68, USC 63  
 2000 USC 91, UCLA 79\*; UCLA 83, USC 78  
 2001 UCLA 80, USC 75; UCLA 85, USC 76\*  
 2002 USC 81, UCLA 77\*; UCLA 67, USC 65

\* - Home Game  
 Wins are in BOLD

**USC VS. WASHINGTON**

USC leads, 61-55

YEAR	RESULT
1925	UW 40, USC 23
1928	USC 53, UW 50* (OT); USC 27, UW 26*
1930	USC 46, UW 31*; UW 36, USC 31*; USC 37, UW 29*
1934	USC 27, UW 25*; UW 43, USC 41* (OT); UW 34, USC 30*
1935	UW 39, USC 30; USC 40, UW 24
1936	UW 41, USC 27
1937	USC 45, UW 31*
1943	UW 53, USC 51; UW 52, USC 45
1956	UW 105, USC 84; UW 71, USC 67
1957	UW 80, USC 61; UW 76, USC 72*, UW 80, USC 78*
1958	USC 60, UW 54; USC 76, UW 65*
1959	UW 76, USC 55; USC 80, UW 74* (OT)
1960	USC 53, UW 52; USC 69, UW 68; UW 59, USC 49*
1961	USC 66, UW 56*; USC 83, UW 72*; UW 61, USC 55
1962	UW 85, USC 67; USC 78, UW 64; USC 75, UW 68*
1963	USC 64, UW 61*; UW 62, USC 61*; USC 59, UW 53
1964	UW 66, USC 60; USC 66, UW 59; USC 85, UW 64*
1965	UW 78, USC 77*; USC 78, UW 70
1966	USC 67, UW 57; UW 76, USC 73*
1967	USC 83, UW 74, USC 106, UW 69*
1968	USC 58, UW 56*; USC 76, UW 68
1969	USC 69, UW 56*, USC 69, UW 51
1970	UW 90, USC 86; UW 77, USC 72 (2 OT); USC 84, UW 81*
1971	USC 79, UW 72*; USC 81, UW 80
1972	USC 86, UW 68*; UW 78, USC 62
1973	USC 85, UW 79; UW 73, USC 70*
1974	USC 90, UW 76; USC 79, UW 64*
1975	USC 89, UW 87*; UW 89, USC 88
1976	UW 91, USC 79; UW 93, USC 75*

1977 USC 83, UW 70\*; UW 72, USC 58  
 1978 USC 81, UW 73; UW 84, USC 79\*  
 1979 USC 69, UW 59\*; USC 61, UW 59  
 1980 UW 80, USC 72; USC 77, UW 68\*  
 1981 UW 63, USC 61\* (OT); USC 90, UW 81  
 1982 UW 73, USC 72 (OT); USC 76, UW 70\*  
 1983 USC 73, UW 60\*; UW 82, USC 73  
 1984 UW 79, USC 47; UW 71, USC 66\*  
 1985 UW 66, USC 50\*; USC 61, UW 50  
 1986 UW 91, USC 75; UW 70, USC 64\*  
 1987 UW 95, USC 82; UW 51, USC 45\*  
 1988 USC 67, UW 65\*; UW 71, USC 47  
 1989 UW 84, USC 75; UW 74, USC 68\*  
 1990 UW 65, USC 60; USC 73, UW 65\*  
 1991 UW 82, USC 65; USC 75, UW 51\*  
 1992 USC 59, UW 56\*; USC 75, UW 63  
 1993 UW 46, USC 41; USC 56, UW 55\*  
 1994 USC 53, UW 46; UW 50, USC 49\*  
 1995 USC 79, UW 65\*; UW 83, USC 73  
 1996 UW 94, USC 72; UW 71, USC 68\*  
 1997 USC 77, UW 58\*; UW 94, USC 84  
 1998 UW 101, USC 86\*; UW 91, USC 66  
 1999 UW 85, USC 83; USC 70, UW 57\*  
 2000 USC 81, UW 79 (OT); USC 90, UW 71\*  
 2001 USC 87, UW 61\*; USC 85, UW 56  
 2002 USC 87, UW 65; USC 94, UW 74\*

\* - Home Game  
 Wins are in BOLD

**USC VS. WASHINGTON STATE**

USC leads, 60-32

YEAR	RESULT
1949	WSU 55, USC 52
1951	USC 55, WSU 47*
1953	USC 65, WSU 60* (OT); USC 65, WSU 47*
1956	USC 76, WSU 55*; USC 85, WSU 54*
1957	USC 73, WSU 68; WSU 70, USC 64
1958	USC 67, WSU 65; USC 54, WSU 49*
1959	USC 73, WSU 67* (OT); WSU 77, USC 75
1964	USC 68, WSU 60*; WSU 80, USC 76*; USC 81, WSU 77 (OT)
1965	USC 88, WSU 65*; USC 59, WSU 57
1966	WSU 75, USC 62; USC 75, WSU 72*
1967	USC 76, WSU 74; USC 86, WSU 76*
1968	USC 92, WSU 73*; USC 73, WSU 58
1969	WSU 72, USC 70* (OT); WSU 64, USC 52
1970	WSU 89, USC 72; WSU 66, USC 63*
1971	USC 78, WSU 68*; USC 75, WSU 64
1972	USC 78, WSU 66*; USC 73, WSU 65
1973	USC 80, WSU 63; USC 79, WSU 55*
1974	WSU 71, USC 66; USC 86, WSU 59*
1975	USC 94, WSU 80*; USC 81, WSU 68
1976	WSU 80, USC 72; WSU 84, USC 70*
1977	WSU 67, USC 65*; WSU 72, USC 50
1978	USC 68, WSU 65; USC 55, WSU 54*
1979	USC 67, WSU 61*; USC 71, WSU 69
1980	WSU 77, USC 57; WSU 69, USC 67*
1981	USC 57, WSU 43*; USC 60, WSU 59
1982	USC 57, WSU 56 (OT); USC 61, WSU 56*
1983	USC 56, WSU 49*; WSU 83, USC 80
1984	USC 68, WSU 61; USC 57, WSU 56*
1985	USC 69, WSU 62*; USC 64, WSU 58
1986	WSU 65, USC 58; WSU 77, USC 75* (OT)
1987	WSU 70, USC 60; USC 66, WSU 37*
1988	USC 65, WSU 60*; WSU 67, USC 57
1989	WSU 72, USC 65; USC 78, WSU 63*
1990	WSU 68, USC 67; USC 91, WSU 75*; USC 85, WSU 68#
1991	USC 80, WSU 62*; USC 74, WSU 57
1992	USC 75, WSU 62*; WSU 82, USC 68
1993	WSU 73, USC 51; USC 81, WSU 65*
1994	WSU 89, USC 59; USC 70, WSU 64*
1995	USC 85, WSU 76*; WSU 84, USC 64
1996	USC 83, WSU 81; WSU 69, USC 62*
1997	USC 106, WSU 73*; USC 92, WSU 85
1998	USC 75, WSU 69* (OT); WSU 78, USC 71
1999	WSU 95, USC 86; USC 83, WSU 62*
2000	USC 83, WSU 61; USC 82, WSU 63*
2001	USC 82, WSU 59*; USC 78, WSU 63
2002	USC 78, WSU 63; USC 85, WSU 64*

\* - Home Games  
 # -- Pac-10 Tournament Game (Tempe, AZ in 1990)  
 Wins in BOLD

# USC • vs. Non-Conference

## Air Force Academy (1-0)

1961—74-51\* ..... W

## Alabama (1-3)

1971—122-75\* .... W  
1973—66-76 ..... L  
1983—61-74\* ..... L  
1988—69-78 ..... L

## American (2-0)

1984—70-51\* ..... W  
1999—74-69\* ..... W

## Arkansas (2-0)

1967—70-67 ..... W  
1986—88-74 ..... W

## Arkansas State (1-0)

1999—64-48\* ..... W

## Arkansas-Little Rock (1-1)

1985—76-68\* ..... W  
1989—86-94 ..... L

## Auburn (2-0)

1973—73-66\* ..... W  
1978—85-74 ..... W

## Augusta (1-0)

1991—90-63\* ..... W

## Baptist College (1-0)

1986—81-71\* ..... W

## Baylor (1-1)

1956—72-59 ..... W  
1977—83-84 ..... L

## Boston College (1-0)

2001—74-71! ..... W

## Boston University (1-1)

1985—83-70 ..... W  
1988—53-75 ..... L

## Bradley (3-4)

1947—61-63 ..... L  
1954—64-79 ..... L 72-74\* ... L  
1967—97-102 ..... L  
1974—76-73 (ot)% W  
2001—107-92\* .... W  
2002—60-50 ..... W

## Brigham Young (4-2)

1934—36-33 ..... W  
1960—79-61\* ..... W  
1964—67-74\* ..... L  
1969—86-95 ..... L  
1971—101-65\* .... W  
2001—70-67 ..... W

## Brigham Young-Hawaii (1-0)

2001—86-64 ..... W

## Brooklyn (1-0)

1991—70-55 ..... W

## Butler (2-2)

1932—16-36 ..... L  
1961—66-56\* ..... W  
1964—74-62\* ..... W  
1966—75-77 ..... L

## Cal State Los Angeles (3-0)

1951—53-36\* ..... W  
1952—65-39\* ..... W  
1953—68-46\* ..... W

## Cal State Northridge (3-0)

1991—86-69\* ..... W  
2000—73-59\* ..... W  
2001—99-90\* ..... W

## Canisius (4-0)

1942—43-39 ..... W  
1943—42-25 ..... W  
1947—60-51 ..... W  
1950—69-55 ..... W

## Cent. Connecticut St. (1-0)

1990—92-68\* ..... W

## Chicago State (1-0)

1991—110-65\* .... W

## Cincinnati (3-3)

1966—77-65 ..... W  
1968—58-69 ..... L  
1969—83-68\* ..... W  
1972—72-64 ..... W  
1996—53-85 ..... L  
1997—81-100\* .... L

## Colorado (3-2)

1940—38-32! ..... W  
1957—76-79 ..... L  
1969—54-74 ..... L  
1970—88-74\* ..... W  
1976—94-72\* ..... W

## Colorado State (6-2)

1962—67-52\* ..... W  
1963—54-72\* ..... L  
1965—80-65 ..... W  
1968—70-53 ..... W  
1983—72-65\* ..... W  
1986—66-53 ..... W  
1988—41-46\* ..... L  
1991—74-67 ..... W

## Cornell (1-0)

1955—77-58 ..... W

## Creighton (1-1)

1932—17-25 ..... L  
1986—59-54\* ..... W

## Dartmouth (1-1)

1956—57-61\* ..... L 68-50 .... W

## Delaware (1-0)

1989—74-68\* ..... W

## Denver (5-2)

1956—71-48\* ..... W  
1957—57-59 ..... L  
1959—61-51\* ..... W  
1961—68-52\* ..... W  
1963—70-62\* ..... W  
1965—78-79 ..... L  
1977—106-65\* .... W

## DePaul (4-3)

1932—18-20 ..... L  
1940—44-42(ot) .. W  
1942—54-48 ..... W  
1943—47-49 ..... L  
1950—57-52 ..... W  
1967—82-79 ..... W  
1979—78-89! ..... L

## DePauw (1-0)

1962—75-66\* ..... W

## Doane (1-0)

1981—99-58\* ..... W

## Drake (0-1)

1975—70-80% .... L

## Drexel (1-0)

1981—82-53\* ..... W

## Duke (2-4)

1952—87-69 ..... W  
1978—87-81 (ot)\* . W  
1979—65-79 ..... L  
1985—73-75\* ..... L  
2000—68-81 ..... L  
2001—69-79! ..... L

## Duquesne (1-0)

1989—91-83 ..... W

## Florida Atlantic (1-0)

1993—82-56 ..... W

## Florida State (2-2)

1969—68-70 ..... L  
1970—71-68\* ..... W  
1971—94-85 ..... W  
1991—72-75! ..... L

## Fordham (2-2)

1973—69-62\* ..... W  
1974—70-60 ..... W  
1975—66-83 ..... L  
1984—67-78 ..... L

## Fresno State (2-2)

1928—33-30 ..... W  
1929—42-23 ..... W  
1994—76-79\$ ..... L  
2002— 58-65 ..... L

## George Mason (1-0)

1996—118-97\* .... W

## Georgia (0-1)

1973—75-77 (ot) .. L

## Georgia Tech (0-1)

1992—78-79! ..... L

## Gonzaga (2-0)

1992—77-60 ..... W  
1993—77-59\* ..... W

## Grambling (1-0)

1977—83-75\* ..... W

## Hardin-Simmons (1-0)

1973—88-73\* ..... W

## Harvard (1-0)

1991—103-76 .... W

## Hawai'i (26-4)

1952—56-67 ..... L  
1953—59-54 (ot)\* . W, 62-56\* ... W,  
91-66 ..... W  
1954—60-46\* ..... W, 71-49\* ... W,  
57-77 ..... L, 56-63 ..... L  
1955—74-54\* ..... W, 90-63\* ... W,  
76-42 ..... W, 84-58 ..... W  
1957—85-56\* ..... W, 93-74\* ... W,  
67-66 ..... W, 67-73 ..... L  
1959—76-56\* ..... W, 72-42\* ... W  
1960—91-43\* ..... W, 73-49\* ... W  
1963—59-46 ..... W, 78-59 ..... W  
1965—85-51\* ..... W, 101-75\* . W  
1966—90-55 ..... W, 69-52 ..... W  
1973—97-84 ..... W, 77-74 .... W  
1976—68-63 ..... W  
2000—85-56\* ..... W

## Holy Cross (1-0)

1979—78-60 ..... W

Houston (7-4)  
 1962—51-56 ..... L 61-76 .... L  
 1969—65-64\* ..... W  
 1970—73-77 ..... L  
 1971—77-64\* ..... W  
 1974—92-78\* ..... W  
 1975—97-96 ..... W  
 1980—86-85 (ot) .. W  
 1981—54-71 ..... L  
 1995—95-89 ..... W  
 1996—96-73\* ..... W

Howard (3-0)  
 1976—101-74\* .... W  
 1989—71-49\* ..... W  
 1994—107-65\* .... W

Idaho (10-1)  
 1939—48-30\* ..... W  
 1956—65-56 ..... W, 73-59 .... W  
 1957—89-88\* ..... W, 78-69\* ... W  
 1958—83-77 ..... W, 65-81\* ... L  
 1959—67-66\* ..... W, 69-65\* ... W  
 1968—59-50\* ..... W  
 1977—104-64\* .... W

Idaho State (4-0)  
 1954—73-59! ..... W  
 1978—80-69\* ..... W  
 1980—75-69\* ..... W  
 1981—77-68 ..... W

Illinois (6-2)  
 1967—73-72 ..... W  
 1970—65-62 (ot) .. W  
 1971—81-68 ..... W  
 1973—75-72\* ..... W  
 1974—71-60 ..... W  
 1976—62-58\* ..... W  
 1978—59-82 ..... L  
 1997—77-90! ..... L

Illinois State (1-1)  
 1980—63-61\* ..... W  
 1985—55-58! ..... L

Indiana (2-2)  
 1938—39-42\* ..... L  
 1941—41-39\* ..... W  
 1961—90-71 ..... W  
 1974—60-85% .... L

Iowa (2-5)  
 1954—57-66 ..... L 70-60\* ... W  
 1961—62-70\* ..... L  
 1965—65-71\* ..... L  
 1976—81-73 ..... W  
 1983—55-66 ..... L  
 1984—61-62\* ..... L

Iowa State (3-1)  
 1959—71-62\* ..... W  
 1967—68-89 ..... L  
 1970—70-59\* ..... W  
 1972—89-66 ..... W

Kansas (5-7)  
 1936—31-34 ..... L  
 1940—42-43! ..... L  
 1952—55-76 ..... L  
 1959—68-55\* ..... W  
 1962—78-70\* ..... W  
 1964—52-60 ..... L  
 1966—81-69\* ..... W  
 1972—87-77 ..... W  
 1979—89-83 (ot)\* . W  
 1981—68-91 ..... L  
 1998—69-74\* ..... L  
 1999—78-107 ..... L

Kansas State (1-2)  
 1961—57-65\* ..... L  
 1964—58-82 ..... L  
 1976—81-80 ..... W

Kent (1-0)  
 1992—74-62 ..... W

Kentucky (3-0)  
 1960—87-73\* ..... W  
 1962—79-77 ..... W  
 2001—80-76! ..... W

Lamar (1-1)  
 1995—78-80 ..... L  
 1996—76-72\* ..... W

La Salle (1-2)  
 1955—39-49 ..... L  
 1968—66-65 ..... W  
 1973—72-77 ..... L

Lawrence Tech (1-0)  
 1943—63-44 ..... W

Long Beach State (6-5)  
 1977—70-83\* ..... L  
 1978—96-85 ..... W  
 1982—74-66 ..... W  
 1988—66-85 ..... L  
 1989—81-82\* ..... L  
 1997—77-70\* ..... W  
 1998—71-81 ..... L  
 1999—74-48\* ..... W  
 2000—66-76 ..... L  
 2001—95-73\* ..... W  
 2002—86-68 ..... W

Long Island (3-4)  
 1939—18-33 ..... L  
 1940—57-49 ..... W  
 1942—45-46 ..... L  
 1943—48-40 ..... W  
 1947—49-40 ..... W  
 1948—41-44 ..... L  
 1950—45-70 ..... L

Louisiana State (6-1)  
 1938—54-38 ..... W, 50-26 .... W  
 1951—78-76 ..... W  
 1970—101-98 ..... W  
 1971—80-76 (ot)\* . W  
 1975—100-87\* .... W  
 1977—76-87 ..... L

Louisville (0-1)  
 1981—50-79\* ..... L

Loyola (Ill.) (1-0)  
 1971—97-73 ..... W

Loyola (Md.) (1-0)  
 1986—89-79\* ..... W

Loyola Marymount (39-5)  
 1929—43-14 ..... W, 33-23 .... W  
 1937—31-18 ..... W  
 1938—42-37 ..... W, 33-41\* ... L  
 1939—47-32\* ..... W, 50-33\* ... W  
 1940—43-33\* ..... W  
 1941—42-23 ..... W  
 1942—47-32 ..... W  
 1943—51-23\* ..... W  
 1948—49-29 ..... W, 55-37 .... W  
 1949—42-41 ..... W  
 1950—65-62\* ..... W, 55-42\* ... W  
 1951—88-76 ..... W, 83-49\* ... W  
 1952—67-51 ..... W  
 1955—61-63 ..... L  
 1956—57-44 ..... W  
 1957—60-59\* ..... W  
 1958—70-60\* ..... W  
 1959—70-54\* ..... W  
 1961—74-61\* ..... W, 67-69 .... L  
 1963—66-43\* ..... W  
 1965—81-67 ..... W  
 1968—68-60\* ..... W  
 1969—84-54\* ..... W  
 1972—85-65\* ..... W  
 1973—83-69\* ..... W  
 1976—94-77\* ..... W  
 1977—64-65\* ..... L  
 1982—87-75\* ..... W  
 1983—74-63\* ..... W  
 1994—105-92\* ..... W  
 1996—83-86 ..... L  
 1997—97-78\* ..... W  
 1998—92-88 ..... W

1999—79-43\* ..... W  
 2000—96-55 ..... W  
 2001—91-68\* ..... W  
 2002—81-67 ..... W

Maryland (0-3)  
 1979—79-83 ..... L  
 1990—62-64\* ..... L  
 1991—59-72 ..... L

Massachusetts (0-1)  
 1996—63-78 ..... L

Memphis (1-1)  
 1985—45-61 ..... L  
 2000—92-65 ..... W

Miami (Florida) (2-0)  
 1991—92-71\* ..... W  
 1993—86-66 ..... W

Miami (Ohio) (1-0)  
 2002—59-55\* ..... W

Michigan (1-1)  
 1948—38-51 ..... L  
 1982—77-63\* ..... W

Michigan State (3-2)  
 1954—63-81 ..... L, 75-73\* ... W  
 1958—67-77\* ..... L  
 1965—100-69\* .... W  
 1971—88-63\* ..... W

Minnesota (2-2)  
 1961—75-52 ..... W  
 1968—78-65\* ..... W  
 1981—67-74\* ..... L  
 1993—58-76\$ ..... L

Mississippi (0-1)  
 2001—83-84 (ot) .. L

Mississippi State (0-1)  
 1984—55-57\* ..... L

Missouri (5-4)  
 1932—21-20 ..... W  
 1936—42-16 ..... W  
 1957—69-76\* ..... L  
 1962—56-43 ..... W  
 1963—77-70\* ..... W  
 1977—77-87 ..... L  
 1980—75-78 ..... L  
 1982—58-65\* ..... L  
 1996—75-64 ..... W

Missouri-Kansas City (2-0)  
 1994—67-66 ..... W  
 1995—82-74 ..... W

Montana (1-1)  
 1931—28-21\* ..... W, 25-29 .... L

Montana State (1-0)  
 1969—74-68 (ot)\* . W

Murray State (1-0)  
 1987—54-53 (ot)\* . W

Naval Academy (1-0)  
 1952—80-64 ..... W

Nebraska (5-1)  
 1963—58-49 ..... W, 55-53 .... W  
 1964—79-73\* ..... W, 79-64\* ... W  
 1992—84-93 ..... L  
 1993—74-64\* ..... W

Nevada (2-0)  
 1975—97-84\* ..... W  
 1976—88-87 (ot) .. W

New Mexico (5-4)  
 1955—103-39\* ..... W  
 1975—84-74\* ..... W  
 1977—75-87 ..... L  
 1978—93-80\* ..... W  
 1980—82-79 ..... W  
 1982—80-71\* ..... W  
 1983—74-77 ..... L  
 1984—60-74 ..... L  
 1998—76-98 ..... L

New Mexico State (3-1)  
 1937—47-36 ..... W  
 1938—68-41 ..... W, 44-40 .... W  
 1995—84-97 ..... L

New Orleans (0-1)  
 1987—67-85 ..... L

New York University (1-1)  
 1961—86-68\* ..... W  
 1964—69-70\* ..... L

Niagara (2-1)  
 1948—43-46 ..... L  
 1979—75-68 ..... W  
 1987—69-62\* ..... W

North Carolina (0-6)  
 1952—45-49 ..... L  
 1955—58-67 ..... L  
 1982—62-73 ..... L  
 1988—77-82 ..... L  
 1997—84-99 ..... L  
 2000—65-82 ..... L

North Carolina-Charlotte (1-0)  
 1997—65-61 ..... W

North Carolina-Wilmington (0-1)  
 2002—89-93! (ot) . L

North Carolina State (1-2)  
 1965—59-67 ..... L, 69-78 .... L  
 1967—71-55\* ..... W

Northeast Louisiana (1-0)  
 1992—84-54! ..... W

Northern Arizona (1-0)  
 1990—99-72\* ..... W

Northern Iowa (1-0)  
 1995—69-61 ..... W

Northwestern (6-3)  
 1932—20-22 ..... L  
 1939—47-32 ..... W  
 1947—48-44 ..... W  
 1948—52-46 ..... W  
 1949—35-38\* ..... L  
 1960—81-62\* ..... W  
 1966—75-63\* ..... W  
 2000—85-44\* ..... W  
 2001—61-63 ..... L

Notre Dame (5-4)  
 1940—55-38 ..... W  
 1961—93-63\* ..... W  
 1973—65-69\$ ..... L  
 1989—74-83 ..... L  
 1990—81-86\* ..... L  
 1991—105-95 ..... W  
 1992—58-64\* ..... L  
 1993—77-74 ..... W  
 1994—75-64\* ..... W

Ohio (1-0)  
 1974—80-68\* ..... W

Ohio State (3-4)  
 1937—38-40 (ot) .. L  
 1958—87-71\* ..... W  
 1962—66-76\* ..... L  
 1992—79-77\* (ot) . W  
 1993—56-73 ..... L  
 1997—79-68\* ..... W  
 1998—73-79 ..... L

Oklahoma (4-5)  
 1936—28-27 ..... W, 28-36 .... L  
 1958—66-70\* ..... L  
 1959—50-60 ..... L  
 1962—56-66 ..... L  
 1963—66-51\* ..... W  
 1968—76-63\* ..... W  
 1969—48-46 ..... W  
 1984—91-92 ..... L

Oklahoma State (5-5)  
 1936—26-28 ..... L  
 1941—28-25 ..... W  
 1951—48-50\* ..... L  
 1952—46-44 ..... W, 47-58 .... L  
 1954—49-52 ..... L  
 1959—54-66 ..... L  
 1960—73-50\* ..... W  
 1975—107-83\* ..... W  
 2001—69-54! ..... W

Oral Roberts (2-3)  
 1974—96-75 ..... W  
 1976—80-83\* ..... L  
 1977—70-71\* ..... L  
 1982—95-75\* ..... W  
 1983—51-72 ..... L

Pacific (3-0)  
 1928—25-17 ..... W, 29-25 .... W,  
 36-33 ..... W

Penn State (0-1)  
 1954—61-70! ..... L

Pennsylvania (2-4)  
 1972—67-88 ..... L  
 1978—71-88 ..... L  
 1984—82-62\* ..... W  
 1986—54-63 ..... L  
 1994—62-77\* ..... L  
 1996—80-78 ..... W

Pepperdine (3-2)  
 1943—58-38\* ..... W, 51-56 .... L  
 1993—71-59\*\$ ..... W  
 2001—76-73\* ..... W  
 2002—77-78 ..... L

Pittsburgh (2-2)  
 1932—26-29\* ..... L, 24-13\* ... W  
 1964—72-82\* ..... L  
 1977—76-67 ..... W

Portland (3-1)  
 1982—67-72 ..... L  
 1984—57-48\* ..... W  
 1989—81-61\* ..... W  
 1990—61-60 ..... W

Portland State (1-0)  
 1978—87-78\* ..... W

Prairie View A&M (1-0)  
 1990—77-70\* ..... W

Princeton (1-0)  
 1973—70-52 ..... W

Providence (0-1)  
 1972—66-70\* ..... L

Purdue (4-3)  
 1938—43-49\* ..... L  
 1939—35-30 ..... W  
 1940—38-34 ..... W  
 1956—58-59\* ..... L  
 1962—80-63\* ..... W  
 1973—79-71\* ..... W  
 1989—64-68 ..... L

Rhode Island (1-1)  
 1996—74-87 ..... L  
 2002—82-54 ..... W

Rice (5-2)  
 1937—40-31 ..... W, 67-39 .... W  
 1938—55-30 ..... W, 43-37 .... W  
 1941—37-51 ..... L, 41-43 .... L  
 1980—69-60 ..... W

Richmond (2-0)  
 1982—83-78\* ..... W  
 1987—63-51 ..... W

Robert Morris (1-0)  
 1992—92-77\* ..... W

Rochester (1-0)  
 1972—88-55 ..... W

Rutgers (2-0)  
 1974—82-81 ..... W  
 1975—81-66 ..... W

Sacramento State (4-0)  
 1992—107-94\* .... W  
 1994—84-64\* ..... W  
 1995—93-54\* ..... W  
 1998—79-40 ..... W

St. Bonaventure (1-1)  
 1999—91-82\* ..... W  
 2000—67-80 ..... L

St. Francis, Pa (1-0)  
 1990—76-73\* ..... W

St. John's (1-1)  
 1968—58-63 ..... L  
 1970—95-59\* ..... W

St. Joseph's (1-0)  
 1950—79-65 ..... W

Saint Louis (1-3)  
 1932—20-32 ..... L  
 1966—72-77 ..... L  
 1992—76-60\* ..... W  
 1993—79-94 ..... L

St. Mary's (5-0)  
 1933—31-22 ..... W  
 1940—59-23\* ..... W  
 1948—63-30 ..... W  
 1951—81-47 ..... W  
 1976—89-62\* ..... W

St. Peter's (1-0)  
 1976—86-68 ..... W

San Diego (2-0)  
 2001—78-67\* ..... W  
 2002—71-67 (ot) .. W

San Diego State (10-1)  
 1939—42-37 ..... W, 44-34 .... W  
 1951—72-40\* ..... W  
 1952—72-44\* ..... W  
 1954—83-66 ..... W  
 1990—73-79 ..... L  
 1991—77-66\* ..... W  
 1994—75-56\* ..... W  
 1998—76-72 ..... W  
 1999—101-54\* ..... W  
 2000—87-54 ..... W

San Francisco (14-5)  
 1933—41-20 ..... W  
 1941—51-26\* ..... W  
 1942—49-51 (ot) .. L, 52-40\* ... W  
 1947—57-41\* ..... W  
 1948—52-41\* ..... W  
 1949—41-39 ..... W  
 1950—41-55 ..... L  
 1951—72-45\* ..... W, 45-38 .... W  
 1952—50-43\* ..... W, 64-58 .... W  
 1956—42-58 ..... L  
 1957—58-52 ..... W  
 1958—56-70 ..... L  
 1963—60-51\* ..... W  
 1966—73-81 ..... L  
 1971—83-80 (2ot) W  
 1972—102-82\* .... W

San Francisco State (1-0)

1993—69-48\* ..... W

San Jose State (3-1)

1935—42-24 ..... W  
 1983—72-54 ..... W  
 1984—69-62\* ..... W  
 1987—56-57\* ..... L

Santa Clara (19-8)

1917—no score ... L  
 1925—28-27 ..... W, 38-18 .... W  
 1933—41-25 ..... W, 23-31 .... L  
           43-20 ..... W  
 1935—28-26 ..... W  
 1941—42-40 (ot)\* . W  
 1942—53-42 ..... W  
 1947—42-53\* ..... L  
 1948—54-52\* ..... W  
 1949—71-50 ..... W  
 1952—59-57 ..... W  
 1953—72-61 ..... W  
 1954—66-65! ..... W  
 1956—64-49 ..... W  
 1958—59-74 ..... L  
 1959—63-49\* ..... W  
 1960—61-64\* ..... L, 77-70 .... W  
 1963—77-70\* ..... W  
 1965—69-66\* ..... W  
 1966—76-79 ..... L  
 1972—72-83 ..... L  
 1974—85-61 ..... W  
 1983—79-68\* ..... W  
 1984—54-74 ..... L

Seattle (3-2)

1970—70-74\* ..... L  
 1972—64-65 ..... L  
 1980—67-65 (ot) .. W  
 1988—68-40 ..... W  
 1989—87-53\* ..... W

Seton Hall (1-1)

1974—79-68 ..... W  
 1995—92-72 ..... L

South Carolina (0-1)

1978—58-65 ..... L

South Carolina State (1-0)

1993—98-58\* ..... W

South Florida (0-1)

1994—61-64 ..... L

Southern Methodist (3-1)

1937—33-30 ..... W  
 1956—64-70 ..... L  
 1974—82-70% ..... W  
 1995—91-83 ..... W

Southern Mississippi (1-0)

1985—73-72 ..... W

Southwestern (Texas) (1-0)

1974—98-76 ..... W

Syracuse (0-1)

1986—68-102 ..... L

Temple (5-2)

1939—46-34 ..... W  
 1940—46-30 ..... W  
 1942—46-49 ..... L  
 1943—47-35 ..... W  
 1947—68-54 ..... W  
 1970—68-53 ..... W  
 1995—65-54 ..... L

Tennessee (1-4)

1968—68-78\* ..... L  
 1987—81-76 (ot) .. W  
 1988—61-74\* ..... L  
 1997—59-71 ..... L  
 1998—70-74\* ..... L

Tennessee-Martin (2-0)

1992—102-81\* ..... W  
 1994—78-72 ..... W

Texas (4-4)

1937—28-20 ..... W  
 1956—63-71 ..... L  
 1977—61-66 ..... L  
 1978—65-64\* ..... W  
 1979—68-87 ..... L  
 1981—89-81\* ..... W  
 1985—70-71 ..... L  
 1986—84-62\* ..... W

Texas A&M (1-0)

1937—26-18 ..... W

Texas-El Paso (1-0)

1971—65-63 ..... W

Texas-San Antonio (1-0)

1984—84-68\* ..... W

Texas Tech (1-1)

1937—35-17 ..... W  
 1985—59-63 ..... L

The Citadel (1-0)

1985—95-62 ..... W

Tulane (3-0)

1938—43-21 ..... W, 49-27 .... W  
 1939—41-24 ..... W

Tulsa (1-2)

1969—99-88 ..... W  
 1987—51-55 ..... L  
 1989—54-75 ..... L

UC Irvine (3-1)

1984—66-78\* ..... L  
 1992—80-71 ..... W  
 1996—82-79\* ..... W  
 1997—107-45 ..... W

UC Santa Barbara (11-0)

1947—45-36\* ..... W  
 1951—71-49\* ..... W  
 1952—53-45\* ..... W  
 1953—74-48\* ..... W  
 1967—74-63 ..... W  
 1968—85-64\* ..... W  
 1998—90-76\* ..... W  
 1999—79-73 ..... W  
 2000—94-73\* ..... W  
 2001—75-73 ..... W  
 2002—73-62\* ..... W

UNLV (3-2)

1993—90-74\$ ..... W  
 1996—82-72\* ..... W  
 1997—75-80 ..... L  
 1998—72-82\* ..... L  
 1999—71-68 ..... W

U.S. International (1-0)

1989—96-61\* ..... W

Utah (15-14)

1934—40-35 ..... W  
 1949—54-56\* ..... L, 56-69\* ... L  
           43-58 ..... L, 49-47 .... W  
 1950—44-64 ..... L  
 1951—58-48 ..... W  
 1952—44-63 ..... L, 53-64 .... L  
 1953—79-57\* ..... W, 83-67\* ... W  
 1954—54-48 ..... W, 65-55 .... W  
 1955—54-52 ..... W  
 1960—73-80! ..... L  
 1962—85-65 ..... W  
 1968—84-87 ..... L  
 1969—72-80\* ..... L  
 1971—90-81 ..... W  
 1972—79-67\* ..... W  
 1974—66-90 ..... L  
 1975—102-82\* .... W  
 1978—67-93 ..... L  
 1979—70-56\* ..... W  
 1984—76-88 ..... L  
 1985—78-65\* ..... W  
 1995—70-72\* ..... L  
 1996—49-84 ..... L  
 2001—65-60 ..... W

Utah State (6-4)

1930—29-32 ..... L, 43-38\* ... W  
 1931—25-17 ..... W, 25-33 .... L  
 1933—38-33\* ..... W  
 1950—50-43 ..... W  
 1962—74-72 ..... W  
 1963—65-78\* ..... L  
 1979—86-67! ..... W  
 2000—50-52 ..... L

Vanderbilt (4-1)

1966—74-72\* ..... W  
 1969—75-85 ..... L  
 1970—108-89\* .... W  
 1975—98-93\* ..... W  
 1976—77-72 ..... W

Villanova (1-0)

1968—82-65 ..... W

Virginia (0-1)

1978—82-85 ..... L

Virginia Tech (0-2)

1986—81-90\* ..... L  
 1988—73-101 ..... L

Wake Forest (0-1)

1955—85-93 ..... L

Washington University (1-1)

1932—26-38 ..... L  
 1943—39-31 ..... W

West Texas State (0-1)

1980—68-86\* ..... L

West Virginia (1-0)

1964—81-65\* ..... W

Western Kentucky (1-1)

1987—52-82 ..... L  
 1988—53-47\* ..... W

Western Washington (1-0)

1987—71-57\* ..... W

Wichita State (1-1)

1936—40-37 ..... W  
 1959—70-82 ..... L

Wisconsin (2-1)

1947—56-61 ..... L  
 1949—36-31\* ..... W  
 1983—86-76\* ..... W

Wyoming (7-4)

1957—72-71\* ..... W, 67-64\* ... W  
 1962—76-54 ..... W  
 1968—78-79\* ..... L  
 1981—59-57\* ..... W  
 1982—58-61! ..... L  
 1983—56-55 ..... W  
 1985—67-57\* ..... W  
 1986—79-89 ..... L  
 1999—77-81\$ ..... L  
 2002— 68-55 ..... W

Xavier (0-1)

1979—68-75 ..... L

Yale (1-0)

1989—84-60 ..... W

\* — home game  
 ! — NCAA Tournament game  
 \$ — National Invitation  
     Tournament game  
 % — Commissioner's Conference  
     Playoffs game

# USC • Yearly Game-by-Game

Listed below are USC's game-by-game results for each year since the school formed a basketball team in 1907. Included next to each year's heading are the Trojan head coach for the season and the team's overall season record. USC's score is listed first, followed by the opponent's score. Legend: \* - Home Game, # - NCAA Tournament, \$ - National Invitation Tournament, % - Commissioner's Conference Playoffs, + - Pacific-10 Conference Tournament.

## 1907: Emil Breikreutz (6-5)

Polytechnic High	36-13	W
Occidental	18-15	W
St. Vincent's	16-18	L
Occidental	26-15	W
St. Vincent's	11-24	L
Normal School	(no score)	W
Huntington Beach High	9-34	L
Whittier	10-43	L
Whittier	18-40	L
Pomona	24-17	W
Pomona	15-10	W

## 1908: Coach not known (3-3)

Whittier	24-17	W
Whittier	17-46	L
Whittier	21-32	L
Orange High	47-15	W
Huntington Beach High	36-4	W
Polytechnic High	18-19	L

## 1909: Coach not known (8-3)

Los Angeles High	35-19	W
Pomona	23-36	L
*Occidental	28-15	W
*Glendale High	29-18	W
*Whittier	17-30	L
Pomona	24-10	W
Glendale High	32-28	W
Occidental	33-15	W
St. Vincent's	24-21	W
Whittier	8-38	L
Pomona	27-26	W

## 1910: Coach not known (21-3)

St. Vincent's	34-10	W
Recreation Center	30-6	W
Los Angeles High	35-11	W
Recreation Center	46-13	W
Puritan AC	47-8	W
Los Angeles High	11-2	W
Huntington Beach High	35-21	W
St. Vincent's	33-10	W
Polytechnic High	35-17	W
Orange High	46-30	W
Huntington Beach High	30-25	W
Polytechnic High	29-6	W
St. Vincent's	44-11	W
Los Angeles High	31-18	W
Occidental	46-12	W
Los Angeles High	31-16	W
Occidental	36-25	W
Whittier	17-36	L
Huntington Beach High	30-23	W
Long Beach High	40-25	W
Whittier	20-27	L
Pomona	23-19	W
Orange High	23-33	L
Pomona	26-24	W

## 1911: J.S. Robson (12-8)

El Monte AC	25-23	W
Los Angeles High	30-25	W
Glendale High	20-24	L
YMCA Spartans	(no score)	L
YMCA Wasps	(no score)	L
YMCA Wasps	(no score)	W
Whittier High	39-43	L
Monrovia AC	60-17	W
Whittier	23-19	W
Pomona	26-34	L
Occidental	43-29	W
USC Law School	34-23	W
*Whittier	21-25	L
Pomona	48-12	W
Occidental	67-23	W
Redlands	22-17	W
Redlands YMCA	43-20	W
Riverside	30-25	W
Orange AC	21-30	L
LA YMCA	25-33	L

## 1912: Walter Hall (9-5)

Orange AC	27-31	L
Huntington Park High	68-5	W
Whittier AC	43-22	W
Orange AC	27-31	L
Pasadena AC	80-19	W
Pasadena AC	40-32	W
Whittier	26-31	L
Huntington Beach High	27-25	W
Whittier	33-13	W
Long Beach High	57-38	W
Redlands	63-12	W
Whittier	28-32	L
Riverside YMCA	(no score)	L
Polytechnic High	29-24	W

## 1913: J. S. Robson (13-2)

Los Angeles AC	25-30	L
Manual Arts High	77-11	W
Whittier High	32-22	W
USC Dental College	65-9	W
Polytechnic High	84-23	W
Polytechnic Night School	61-14	W
El Monte AC	30-24	W
Throop	70-10	W
Whittier	52-23	W
USC Dental College	(no score)	W
Whittier	27-25	W
Riverside YMCA	20-34	L
Whittier	25-16	W
Whittier AC	32-25	W
Los Angeles AC	26-21	W

## 1914: Coach not known (5-7)

St. Vincent's	68-22	W
Polytechnic High	79-4	W
LAAC Lites (ot)	34-32	W
LAAC Varsity	24-26	L
*Whittier	27-16	W
Los Angeles AC	14-77	L
Orange AC	23-20	W
Whittier	14-29	L
Los Angeles AC	10-23	L
LA YMCA	21-25	L
LA YMCA	27-31	L
Whittier	15-17	L

## 1915: Ralph Glaze (3-6)

College of Osteopathy	29-19	W
Los Angeles AC	12-23	L
College of Osteopathy	29-19	W
Orange County YMCA	24-44	L
LA YMCA	19-44	L
LA YMCA	19-20	L
Los Angeles AC	22-43	L
Whittier	23-47	L
Riverside Methodist Church	35-15	W

## 1916: Ralph Glaze (5-15)

Glendale AC	17-41	L
Glendale AC	16-41	L
*Los Angeles Normal	36-20	W
*Normal Hill Westlakes	29-43	L
LA YMCA	10-44	L
*Glendale AC	25-31	L
*Whittier Crescents	27-23	W
*Whittier	14-52	L
*Los Angeles AC	31-29	W
*Orange AC	19-34	L
Los Angeles Normal	46-16	W
Azusa AC	37-25	W
Normal Hill Westlakes	28-30	L
*LA YMCA	(no score)	L
Glendale AC	24-54	L
Whittier Crescents	17-43	L
Whittier	13-68	L
Los Angeles AC	24-39	L
Orange AC	25-68	L
Co. C. National Guard	22-25	L

## 1917: Motts Blair (8-12)

*Manual Arts High	49-29	W
Manual Arts High	50-26	W
Orange AC	(no score)	L
Hollywood High	20-30	L
Hollywood High	(no score)	W
*Stanford	28-43	L
*California	15-27	L
Fullerton AC	32-22	W
California	16-44	L
Stanford	10-32	L
Santa Clara	(no score)	L
Fullerton AC	42-32	W
Alhambra	16-27	L
Los Angeles Normal	38-16	W
Alhambra	(no score)	W
Whittier Crescents	19-40	L
Los Angeles YMCA	8-54	L
Occidental	22-20	W
Orange AC	17-50	L
Los Angeles YMCA	16-44	L

## 1918: Dean Cromwell (0-2)

Los Angeles AC	28-39	L
Los Angeles AC	17-61	L

1919: Motts Blair (3-8)

Throop .....	16-31	L
Harvard Military .....	(no score)	L
Pomona .....	35-16	W
*Occidental .....	26-29	L
*Fullerton AC .....	55-19	W
Los Angeles AC .....	15-69	L
LA YMCA .....	28-30	L
Occidental .....	26-34	L
Long Beach YMCA .....	34-20	W
*Occidental .....	12-37	L
*Olympic Club .....	21-44	L

1920: Elmer Henderson (8-2)

Alhambra Elks .....	54-46	W
Knights of St. Paul .....	25-22	W
Sherman Indians .....	44-22	W
Los Angeles AC .....	19-23	L
*Occidental .....	13-18	L
Throop .....	27-22	W
Sherman Indians .....	19-15	W
Riverside YMCA .....	53-21	W
Throop .....	33-19	W
*Occidental .....	38-20	W

1921: Elmer Henderson (10-4)

Cal Tech .....	43-24	W
Pomona .....	37-20	W
Los Angeles AC .....	17-28	L
*La Verne College .....	37-31	W
Whittier Crescents .....	36-33	W
LA YMCA .....	28-40	L
Stanford .....	14-39	L
Los Angeles AC .....	16-33	L
Alhambra Elks .....	35-20	W
Occidental .....	50-14	W
Pomona .....	35-34	W
*Pomona .....	22-19	W
Unknown .....	(no score)	W
Unknown .....	(no score)	W

1922: Bill Hunter (7-5)

*Pomona .....	27-21	W
*La Verne .....	44-15	W
Arizona .....	28-36	L
Arizona .....	46-20	W
*Occidental .....	21-6	W
California .....	13-43	L
California .....	20-36	L
*Cal Tech .....	35-22	W
*Arizona .....	27-28	L
*Arizona .....	26-15	W
*California .....	29-28	W
*California .....	9-45	L

1923: Les Turner (5-12)

LA YMCA .....	33-20	W
Knights of St. Paul .....	47-16	W
Goodyear .....	14-10	W
Los Angeles AC .....	16-21	L
Los Angeles AC .....	20-22	L
*California .....	10-29	L
*California .....	24-19	W
Stanford .....	14-29	L
Stanford .....	12-23	L
California .....	24-21	W
California .....	15-39	L
*Stanford .....	13-17	L
*Stanford (4 ot) .....	21-24	L
*Arizona .....	18-23	L
*Arizona .....	8-24	L
Arizona .....	20-26	L
Arizona .....	16-27	L

1924: Les Turner (15-4)

Federal Reserve Bank .....	13-9	W
California Bank .....	45-7	W
Mission Sheetz Candy (ot) .....	27-21	W
Manual Arts Larks .....	50-32	W
Los Angeles AC .....	21-9	W
USC Alumni .....	46-25	W
Los Angeles AC .....	22-12	W

Sons of St. Paul .....

California .....	44-8	W
California .....	27-26	W
California .....	22-28	L
Stanford .....	20-17	W
Stanford .....	19-25	L
LA YMCA .....	34-14	W
*Arizona .....	36-16	W
*Arizona .....	31-25	W
*Stanford .....	24-20	W
*Stanford .....	26-31	L
*California .....	16-25	L
*California .....	26-25	W

1925: Les Turner (14-4)

Title Insurance .....	31-7	W
Griffin-McGarry .....	51-21	W
Federal Reserve Bank .....	34-25	W
So. California Telephone .....	80-14	W
Vermont Methodist Church .....	30-29	W
Long Beach YMCA .....	44-18	W
Los Angeles AC .....	32-20	W
Los Angeles AC .....	17-16	W
Santa Clara .....	28-27	W
Santa Clara .....	38-18	W
Arizona .....	25-18	W
Arizona .....	25-10	W
Utah State .....	23-31	L
Utah State .....	34-20	W
Washington .....	23-40	W
Multnomah AC .....	37-38	L
Oregon State .....	22-30	L
Willamette .....	36-33	W

1926: Les Turner (4-8)

Los Angeles AC .....	33-29	W
Utah State .....	32-38	L
Utah State .....	27-52	L
California .....	17-37	L
California .....	12-32	L
Stanford .....	11-25	L
Los Angeles AC .....	26-22	W
Stanford .....	21-24	L
Stanford (ot) .....	22-30	L
California .....	16-23	L
Arizona .....	38-20	W
Arizona (2 ot) .....	30-28	W

1927: Les Turner (10-8)

Southwestern .....	33-29	W
Hellman Electric .....	22-18	W
Hollywood AC .....	19-38	L
Citizens Print Shop .....	36-7	W
YMCA .....	30-22	W
Hollywood AC .....	24-41	L
Whittier .....	23-17	W
Occidental .....	39-14	W
Arizona .....	44-15	W
Arizona .....	26-21	W
Los Angeles AC .....	32-28	W
Stanford .....	27-28	L
Los Angeles AC .....	35-33	W
California .....	28-31	L
Stanford .....	19-24	L
Stanford .....	26-35	L
California .....	19-30	L
California .....	22-27	L

1928: Leo Calland (22-4)

Pacific .....	25-17	W
Pacific .....	29-25	W
Fresno State .....	33-30	W
Occidental .....	49-29	W
Whittier .....	55-35	W
Los Angeles AC .....	32-26	W
Los Angeles AC .....	24-30	L
Hollywood AC .....	51-17	W
Cal Tech .....	32-24	W
California .....	42-31	W
Waseda .....	51-20	W
California .....	18-28	L
California (2 ot) .....	39-29	W
Pacific .....	36-33	W

Hollywood AC .....

Whittier YMCA .....	41-25	W
Whittier YMCA .....	46-20	W
Cal Tech .....	70-21	W
Los Angeles AC .....	42-33	W
Stanford .....	34-23	W
Stanford .....	29-25	W
UCLA .....	45-35	W
UCLA .....	27-34	L
UCLA .....	37-47	L
Stanford .....	34-27	W
*Washington (ot) .....	53-50	W
*Washington .....	27-26	W

1929: Leo Calland (16-6)

Loyola .....	43-14	W
Phoenix J.C. ....	39-9	W
Arizona State .....	46-19	W
Arizona .....	35-31	W
Arizona .....	35-34	W
*Hollywood AC .....	40-26	W
Fresno State .....	42-23	W
*Pacific Coast AC .....	43-20	W
*Los Angeles AC .....	55-38	W
*California .....	38-43	L
*California .....	27-33	L
*Stanford .....	26-33	L
*Occidental .....	39-17	W
*UCLA .....	28-23	W
California .....	16-43	L
*China Basketball Team .....	67-33	W
*UCLA .....	39-31	W
Loyola .....	33-23	W
Stanford .....	21-31	L
Stanford .....	25-23	W
LA YMCA .....	36-17	W
*UCLA .....	33-44	L

1930: Sam Barry (15-5)

*Pacific Coast Club .....	17-44	L
*Hollywood AC .....	37-26	W
Los Angeles AC .....	35-31	W
Whittier College .....	28-18	W
*Utah State .....	29-32	L
*Utah State .....	43-38	W
*Arizona .....	35-21	W
*Arizona .....	35-26	W
California .....	30-28	W
California .....	19-27	L
*Stanford .....	23-35	L
*Stanford .....	36-18	W
*UCLA .....	33-16	W
*California .....	24-22	W
Stanford .....	30-24	W
*UCLA .....	42-30	W
*UCLA .....	33-28	W
*Washington .....	46-31	W
*Washington .....	31-36	L
*Washington .....	37-29	W

1931: Sam Barry (8-8)

*Hollywood AC .....	26-29	L
*Pacific Coast Club .....	37-29	W
Los Angeles AC (ot) .....	24-30	L
*Utah State .....	25-17	W
*Utah State .....	25-33	L
*Montana .....	28-21	W
*Montana .....	25-29	L
California .....	22-24	L
Stanford .....	27-24	W
Stanford .....	21-28	L
*UCLA .....	16-25	L
*California .....	32-29	W
*California .....	23-21	W
*Stanford .....	33-22	W
*UCLA .....	24-22	W
*UCLA .....	23-46	L

1932: Sam Barry (10-12)

Creighton .....	17-25	L
De Paul .....	18-20	L
Northwestern .....	20-22	L
Butler .....	16-36	L
Missouri .....	21-20	W
Washington Univ. ....	26-38	L
St. Louis .....	20-32	L
Arizona .....	26-29	L
*Pittsburgh .....	26-29	L
*Pittsburgh .....	24-13	W
*California .....	22-14	W
*California .....	29-25	W
Stanford .....	35-28	W
Stanford .....	28-24	W
*UCLA .....	17-19	L
California .....	18-27	L
California .....	28-27	W
*Stanford .....	37-29	W
*Stanford .....	32-19	W
*UCLA .....	24-26	L
*UCLA .....	35-31	W
California .....	22-26	L

1933: Sam Barry (18-5)

Hancock Oil Co. ....	40-25	W
Pasadena Majors .....	38-47	L
Santa Clara .....	41-25	W
Santa Clara .....	23-31	L
San Francisco .....	41-21	W
St. Mary's .....	31-22	W
Los Angeles AC .....	39-27	W
*Utah State .....	38-33	W
Santa Clara .....	43-20	W
*Stanford .....	30-25	W
*Stanford .....	38-36	W
*UCLA .....	49-27	W
*California .....	32-26	W
California .....	31-29	W
*UCLA .....	39-33	W
Stanford .....	34-18	W
Stanford .....	36-28	W
California (ot) .....	28-27	W
California .....	24-29	L
*UCLA .....	44-18	W
Oregon State .....	33-35	L
Oregon State .....	39-28	W
Oregon State .....	19-24	L

1934: Sam Barry (16-8)

Firestone AC .....	27-26	W
Young Men's Institute .....	28-24	W
United AC .....	29-31	L
Utah .....	40-35	W
Brigham Young .....	36-33	W
Firestone AC .....	28-34	L
*U.S.S. Tennessee .....	46-25	W
*Firestone .....	33-29	W
*United AC .....	34-35	L
California .....	30-36	L
California .....	42-19	W
*UCLA .....	39-26	W
*Stanford .....	36-24	W
*Stanford .....	31-35	L
*UCLA .....	39-22	W
*California .....	41-34	W
*California .....	28-37	L
Stanford .....	28-22	W
Stanford .....	33-22	W
*UCLA .....	46-21	W
*UCLA .....	32-23	W
*Washington .....	27-25	W
*Washington (ot) .....	41-43	L
*Washington .....	30-34	L

1935: Sam Barry (20-6)

*U.S.S. Tennessee .....	34-29	W
Universal Studio .....	34-38	L
Olympic Club .....	34-26	W
Hutchinson Renos .....	28-33	L
Young Men's Institute .....	35-31	W
San Jose State .....	42-24	W
Santa Clara .....	28-26	W
Washington .....	30-39	L
Washington .....	40-24	W
*Universal Studio .....	32-40	L
Universal Studio .....	45-25	W
Stanford .....	40-30	W
Stanford .....	36-38	L
*UCLA .....	39-34	W
California .....	41-38	W
California .....	44-33	W
*UCLA .....	52-22	W
*Stanford .....	55-40	W
*Stanford .....	39-29	W
*UCLA .....	55-22	W
*California .....	60-32	W
*California .....	36-26	W
*UCLA .....	43-33	W
Oregon State .....	35-38	L
Oregon State .....	36-31	W
Oregon State .....	32-31	W

1936: Sam Barry (14-12)

*Joe E. Brown All Stars .....	34-35	L
Oklahoma .....	28-27	W
Oklahoma .....	28-36	L
Oklahoma State .....	26-28	L
Wichita State .....	40-37	W
Hutchinson Transits .....	41-40	W
Kansas .....	31-34	L
Missouri .....	42-16	W
*Oregon State (ot) .....	40-45	L
*Oregon State .....	50-36	W
*California .....	51-29	W
*California .....	35-22	W
*UCLA .....	38-36	W
Stanford .....	25-32	L
Stanford .....	47-51	L
*UCLA .....	32-24	W
California .....	27-29	L
California .....	41-35	W
*UCLA .....	36-32	W
*Stanford .....	45-36	W
*Stanford .....	42-46	L
*UCLA .....	55-28	W
Stanford .....	36-39	L
*Redlands .....	42-29	W
*Washington .....	27-41	L
*Stanford (at Seattle) .....	42-43	L

1937: Sam Barry (19-6)

Arizona .....	26-25	W
New Mexico State .....	47-36	W
Texas Tech .....	35-17	W
Southern Methodist .....	33-30	W
Texas A & M .....	26-18	W
Texas .....	28-20	W
Rice .....	40-31	W
Rice .....	67-39	W
*Ohio State (ot) .....	38-40	L
*Washington .....	45-31	W
*UCLA .....	41-31	W
*California .....	41-37	W
*California .....	35-34	W
*UCLA .....	36-31	W
Loyola .....	31-18	W
*Stanford .....	42-39	W
*Stanford .....	49-61	L
*Loyola .....	32-23	W
*Laemmle All Stars .....	38-39	L
California (2 ot) .....	38-36	W
California .....	31-36	L
Stanford .....	34-39	L
Stanford .....	38-47	L
*UCLA .....	46-36	W
*UCLA .....	43-29	W

1938: Sam Barry (17-9)

*Metro-Goldwyn-Mayer .....	53-34	W
New Mexico State .....	68-41	W
New Mexico State .....	44-40	W
Tulane .....	43-21	W
Tulane .....	49-27	W
Louisiana State .....	54-39	W
Louisiana State .....	50-26	W
Rice .....	55-30	W
Rice .....	43-37	W
*Purdue .....	43-49	L
*Indiana .....	39-42	L
*UCLA .....	48-31	W
Stanford .....	54-64	L
Stanford .....	49-48	W
*UCLA .....	40-30	W
Loyola .....	42-37	W
California .....	25-33	L
California .....	37-39	L
*Loyola .....	33-41	L
*Los Angeles AC .....	39-33	W
*Stanford .....	30-36	L
*Stanford .....	35-48	L
*UCLA .....	52-33	W
*California .....	40-49	L
*California .....	60-27	W
*UCLA .....	57-35	W

1939: Sam Barry (20-5)

San Diego State .....	42-37	W
San Diego State .....	44-34	W
*Los Angeles AC .....	70-51	W
*Bank of America .....	46-30	W
*Tulane .....	41-24	W
*Idaho .....	48-30	W
Purdue .....	35-30	W
Temple .....	46-34	W
Long Island .....	18-33	L
Northwestern .....	47-32	W
Stanford .....	39-42	L
Stanford .....	45-32	W
*UCLA .....	69-36	W
*Loyola .....	47-32	W
*California .....	38-34	W
*California .....	34-36	L
*UCLA .....	59-49	W
*Loyola .....	50-33	W
*Stanford .....	35-29	W
*Stanford .....	53-31	W
California .....	39-42	L
California .....	46-42	W
*UCLA .....	43-35	W
*UCLA .....	57-26	W
California .....	36-42	L

1940: Sam Barry (20-3)

De Paul (ot) .....	44-42	W
Purdue .....	38-34	W
Notre Dame .....	55-38	W
Long Island .....	57-49	W
Temple .....	46-30	W
*Loyola .....	43-33	W
*St. Mary's .....	59-23	W
*California .....	49-36	W
*California .....	56-49	W
*UCLA .....	50-32	W
*Stanford .....	51-48	W
*Stanford .....	53-36	W
*UCLA .....	60-26	W
California .....	30-38	L
California .....	49-33	W
Stanford .....	45-46	L
Stanford .....	39-32	W
UCLA .....	32-26	W
UCLA .....	47-35	W
*Oregon State .....	54-41	W
*Oregon State .....	62-25	W
#Colorado .....	38-32	W
#Kansas .....	42-43	L

1941: Sam Barry (15-10)

Bank of America	44-33	W
Bank of America	50-31	W
Beverly Hills Town Team	32-34	L
Rice	37-51	L
Rice	41-43	L
Southern Methodist	45-34	W
Phillips Petroleum	25-34	L
Oklahoma State	28-25	W
Loyola	42-23	W
*Indiana	41-39	W
*St. Mary's	54-34	W
*San Francisco	51-26	W
UCLA	56-35	W
Stanford	37-43	L
Stanford	34-39	L
California (ot)	34-40	L
California	26-35	L
UCLA	43-41	W
*Santa Clara (ot)	42-40	W
*Stanford	38-46	L
*Stanford	36-43	L
*California	51-36	W
*California	57-47	W
*UCLA (ot)	53-47	W
*UCLA	52-37	W

1942: Julie Bescos (12-8)

*Loyola	47-32	W
Santa Clara	53-42	W
San Francisco (ot)	49-51	L
Long Island	45-46	L
Temple	46-49	L
Canisius	43-39	W
De Paul	54-48	W
UCLA	59-51	W
*California	58-46	W
California	36-41	L
*San Francisco	52-40	W
Stanford	33-43	L
Stanford	27-23	W
*UCLA	42-30	W
California	59-37	W
California	34-43	L
*Stanford	44-46	L
*Stanford	43-47	L
UCLA	63-44	W
*UCLA	49-35	W

1943: Ernie Holbrook (23-5)

*San Pedro YMCA	37-18	W
*Whittier	34-25	W
*Cal Tech	74-35	W
*Loyola	51-23	W
*Pepperdine	58-38	W
De Paul	47-49	L
Lawrence Tech	63-44	W
Canisius	42-25	W
Long Island	48-40	W
Temple	47-35	W
Washington Univ.	39-31	W
*California	39-32	W
Stanford	41-32	W
California	32-27	W
*UCLA	60-49	W
*Cal Tech	45-40	W
*UCLA	51-39	W
Occidental	52-29	W
*Santa Ana Air Base	52-47	W
*St. Mary's Pre-Flight	55-52	W
*Stanford	67-49	W
Pepperdine	51-56	L
*Cal Tech	55-29	W
Santa Ana Air Base	46-39	W
UCLA (ot)	37-42	L
UCLA	53-46	W
Washington	51-53	L
Washington	45-52	L

1944: Ernie Holbrook (8-12)

*Cal Tech	35-43	L
Roosevelt Navy Base	34-33	W
*San Pedro YMCA	34-28	W
*Roosevelt Navy Base	33-30	W
*Los Alamitos Navy	39-44	L
San Diego Naval Station	38-28	W
San Diego Marines	33-42	L
Cal Tech	41-36	W
*20th Century Fox	45-28	W
UCLA	19-33	L
California	24-26	L
*Occidental	49-24	W
*UCLA	48-41	W
*San Diego Marines	26-46	L
*St. Mary's Pre-Flight	44-48	L
*March Field	35-48	L
*California	34-37	L
UCLA	30-32	L
*UCLA	32-40	L
*Camp Santa Anita	38-41	L

1945: Bobby Muth (15-9)

*Los Angeles City College	38-22	W
*Birmingham Army Hosp.	30-16	W
*San Diego Navy Center	26-33	L
*Cal Tech	46-39	W
*Birmingham Army Hosp.	33-27	W
*Camp Ross	68-20	W
*Sixth Ferrying Group	50-22	W
*Salt Lake City Eckers	36-39	L
San Diego Navy Center	42-48	L
*UCLA	53-25	W
Los Alamitos Air Station	75-49	W
*Fuller 49'ers	31-37	L
Cal Tech	42-36	W
*Carroll Shamrocks	43-29	W
*California	52-25	W
*Los Alamitos Air Station	49-36	W
UCLA	36-41	L
California	34-50	L
*San Diego Air Station	35-31	W
*20th Century Fox	36-41	L
Santa Ana Air Base	38-51	L
UCLA	28-34	L
*UCLA	37-20	W
*Clifton's	37-32	W

1946: Sam Barry (14-7)

*Cal Tech	33-25	W
Los Alamitos Air Station	56-54	W
*Santa Barbara Marines	38-22	W
*San Diego Navy	44-41	W
*Clifton's	42-26	W
*Carroll Shamrocks	44-34	W
*Santa Ana Army Air Base	55-57	L
*Camp Ross	43-69	L
*Fox	37-56	L
*Stanford	62-49	W
*Stanford	43-32	W
*UCLA	43-33	W
UCLA	45-40	W
*California	41-47	L
*California	55-51	W
Stanford	48-36	W
Stanford	55-40	W
California	35-42	L
California	35-51	L
*UCLA	35-45	L
UCLA	60-43	W

1947: Sam Barry (10-14)

*San Francisco	57-41	W
*Santa Barbara State	45-36	W
*Santa Clara	42-53	L
*Redlands	54-33	W
Whittier	60-22	W
Northwestern	48-44	W
Wisconsin	56-61	L
Bradley	61-63	L
*Temple	68-54	W
Long Island	49-40	W

Canisius	60-51	W
California	38-42	L
California	47-53	L
*UCLA	46-60	L
UCLA	46-61	L
Carroll Shamrocks (ot)	51-53	L
*Stanford	50-55	L
*Stanford	52-48	W
Stanford	50-55	L
Stanford	48-50	L
*California	59-54	W
*California	45-55	L
*UCLA	66-71	L
UCLA	54-66	L

1948: Sam Barry (14-10)

Sacramento Senators	41-51	L
Loyola	49-29	W
Loyola	55-37	W
St. Mary's	63-30	W
Long Beach Elks	50-30	W
Northwestern	52-46	W
Michigan	38-51	L
Niagara	43-46	L
LaSalle	48-61	L
Long Island	41-44	L
*Stanford	39-33	W
*California	40-53	L
*UCLA	56-42	W
*UCLA	50-51	L
*Santa Clara	54-52	W
*San Francisco	52-41	W
California	47-48	L
Stanford	48-44	W
*California	50-53	L
*Stanford	41-40	W
Stanford	46-34	W
California	34-58	L
*UCLA	68-57	W
*UCLA	62-46	W



COACH SAM BARRY

1949: Sam Barry (14-10)

Loyola .....	42-41	W
*Utah .....	54-56	L
*Utah .....	59-69	L
Utah .....	43-58	L
Utah .....	49-47	W
*Wisconsin .....	36-31	W
*Northwestern .....	35-38	L
Oregon State .....	60-40	W
California .....	42-43	L
Washington State .....	52-55	L
California .....	57-52	W
Stanford .....	56-46	W
UCLA (ot) .....	68-74	L
*UCLA .....	59-52	W
San Francisco .....	41-39	W
Santa Clara .....	71-50	W
*Stanford .....	54-44	W
*California .....	45-49	L
Stanford .....	58-57	W
California .....	48-39	W
*California .....	72-52	W
*Stanford .....	60-51	W
*UCLA .....	50-51	L
*UCLA .....	55-63	L

1950: Sam Barry (16-8)

Utah .....	44-65	L
Utah State .....	50-43	W
*Loyola .....	65-62	W
*Los Angeles Police .....	74-51	W
Canisius .....	69-55	W
St. Joseph's .....	79-65	W
Long Island .....	45-70	L
De Paul .....	57-52	W
*Clifton's .....	61-57	W
*Loyola .....	55-42	W
*Stanford .....	73-58	W
*California .....	61-45	W
*UCLA .....	58-45	W
UCLA .....	47-68	L
San Francisco .....	41-55	L
St. Mary's .....	46-41	W
California .....	54-59	L
Stanford .....	59-45	W
*California .....	61-34	W
*Stanford .....	62-59	W
Stanford .....	57-60	L
California .....	58-60	L
UCLA .....	45-43	W
*UCLA .....	57-74	L

1951: Forrest Twogood (21-6)

Arizona State .....	86-71	W
*CS Los Angeles .....	53-36	W
*Utah .....	58-48	W
*San Francisco .....	72-45	W
*San Diego State .....	72-40	W
*UC Santa Barbara .....	71-49	W
*Oklahoma State .....	48-50	L
*Washington State .....	55-47	W
St. Mary's .....	81-47	W
Louisiana State .....	78-76	W
*California .....	61-49	W
*California .....	68-44	W
*UCLA .....	53-34	W
*UCLA .....	44-57	L
Loyola .....	88-76	W
*Loyola .....	83-49	W
Santa Clara .....	53-43	W
San Francisco .....	45-38	W
*Stanford .....	65-54	W
*Stanford .....	72-45	W
California .....	42-55	L
California .....	49-44	W
Stanford .....	71-73	L
Stanford .....	68-65	W
UCLA .....	53-59	L
UCLA .....	43-41	W
UCLA .....	41-49	L



BOB BOYD (LEFT) AND FORREST TWOGOOD IN 1952

1952: Forrest Twogood (16-14)

*UC Santa Barbara .....	53-45	W
*San Diego State .....	72-44	W
*Los Angeles State .....	65-39	W
*San Francisco .....	50-43	W
Utah .....	44-63	L
Utah .....	53-64	L
Oklahoma State .....	46-44	W
Oklahoma State .....	47-58	L
Kansas .....	55-76	L
North Carolina .....	45-49	L
U.S. Naval Academy .....	80-64	W
Duke .....	87-69	W
California .....	55-65	L
California .....	44-43	W
*UCLA .....	48-55	L
*UCLA .....	58-67	L
*Stanford (ot) .....	63-58	W
*Stanford .....	75-64	W
Hawaii .....	56-67	L
Universal Motors .....	60-58	W
Military Air Transport .....	75-69	W
Loyola .....	67-51	W
Santa Clara .....	59-57	W
San Francisco .....	64-58	W
*California .....	64-65	L
*California .....	73-54	W
Stanford .....	41-51	L
Stanford .....	65-73	L
UCLA .....	51-66	L
UCLA .....	57-63	L

1953: Forrest Twogood (17-5)

*Hawaii (ot) .....	59-54	W
*Hawaii .....	62-56	W
*Utah .....	79-57	W
*Utah .....	83-67	W
Santa Clara .....	72-61	W
*Los Angeles State .....	68-46	W
*Washington State (ot) .....	65-60	W
*Washington State .....	65-47	W
Stanford .....	76-58	W
Stanford .....	72-63	W
UCLA .....	65-54	W
UCLA .....	62-72	L
*California .....	63-78	L

*California .....	63-71	L
*UC Santa Barbara .....	74-48	W
Hawaii .....	91-66	W
*Stanford .....	93-56	W
*Stanford .....	74-76	L
California .....	68-66	W
California .....	44-71	L
*UCLA .....	66-65	W
*UCLA .....	76-64	W

1954: Forrest Twogood (19-14)

*San Diego State .....	83-66	W
Utah .....	54-48	W
Utah .....	65-55	W
*Hawaii .....	60-46	W
*Hawaii .....	71-49	W
Iowa .....	57-66	L
Michigan State .....	63-81	L
Bradley .....	64-79	L
Oklahoma State .....	49-52	L
Arizona .....	55-57	L
*Michigan State .....	75-73	W
*Iowa .....	70-60	W
*Stanford .....	59-61	L
*Stanford .....	71-69	W
*UCLA .....	68-65	W
*UCLA .....	63-81	L
Hawaii .....	57-77	L
Hawaii .....	56-63	L
California .....	53-49	W
California .....	32-46	L
Stanford .....	57-53	W
Stanford .....	67-72	L
*California .....	56-36	W
*California .....	62-56	W
UCLA .....	79-68	W
UCLA .....	69-67	W
Oregon State .....	53-48	W
Oregon State .....	47-65	L
Oregon State .....	48-45	W
#Idaho State .....	73-59	W
#Santa Clara (2 ot) .....	66-65	W
#Bradley .....	72-74	L
#Penn State .....	61-70	L

1955: Forrest Twogood (14-11)

Loyola	61-63	L
Oregon State	45-43	W
Oregon State	55-35	W
*Hawai'i	74-54	W
*Hawai'i	90-63	W
*New Mexico	103-39	W
LaSalle	38-49	L
Utah	54-52	W
North Carolina	58-67	L
Cornell	77-58	W
Wake Forest	85-93	L
*California	63-56	W
*California	81-65	W
UCLA	67-70	L
UCLA	64-76	L
Hawai'i	76-42	W
Hawai'i	84-58	W
Stanford	78-92	L
Stanford	60-76	L
California	57-58	L
California	80-62	W
*Stanford	73-63	W
*Stanford	71-56	W
*UCLA	65-66	L
*UCLA	55-75	L

1956: Forrest Twogood (14-12)

San Francisco	42-58	L
*Purdue	58-59	L
*Denver	71-48	W
*Dartmouth	57-61	L
Santa Clara	64-49	W
Dartmouth	68-50	W
Baylor	72-59	W
Southern Methodist	64-70	L
Texas	63-71	L
California	51-52	L
California	77-64	W
*Oregon State	58-47	W
*Oregon State	84-53	W

Idaho	65-56	W
Idaho	73-59	W
Oregon	45-55	L
Oregon	87-71	W
*Washington State	76-55	W
*Washington State	85-54	W
*Stanford (ot)	74-78	L
*Stanford	74-58	W
Loyola	57-44	W
Washington	84-105	L
Washington	67-71	L
*UCLA	70-85	L
*UCLA	84-97	L

1957: Forrest Twogood (16-12)

*Wyoming	72-71	W
*Wyoming	67-64	W
*Hawai'i	85-56	W
*Hawai'i	93-74	W
Colorado	76-79	L
Denver	57-59	L
*Loyola	60-59	W
*Missouri	69-76	L
Washington	61-80	L
San Francisco (at Corvallis)	58-52	W
*Washington	72-76	L
*Washington	78-80	L
Oregon State	55-49	W
Oregon State	54-67	L
Hawai'i	67-66	W
Hawai'i	67-73	L
*Idaho	89-88	W
*Idaho	78-69	W
Washington State	73-68	W
Washington State	64-70	L
Stanford	72-69	W
Stanford	86-73	W
*UCLA	84-80	W
*Oregon	87-82	W
*Oregon	71-62	W
UCLA	55-65	L
California	55-61	L
California	83-89	L

1958: Forrest Twogood (12-13)

*Oklahoma	66-70	L
*St. Mary's	61-46	W
*Loyola	70-60	W
San Francisco	56-70	L
Santa Clara	59-74	L
Arizona State	67-63	W
Arizona	72-78	L
*Ohio State	87-71	W
*Michigan State	67-77	L
Washington State	67-65	W
Idaho	83-77	W
Washington	60-54	W
*Idaho	65-81	L
*Oregon	73-52	W
*UCLA	51-52	L
*UCLA (ot)	75-80	L
*California	58-48	W
*Washington State	54-49	W
Stanford	44-57	L
California	62-80	L
*Oregon State	50-69	L
*Stanford	61-69	L
Oregon	73-70	W
Oregon State	52-58	L
*Washington	76-65	W

1959: Forrest Twogood (15-11)

*Loyola	70-54	W
*Iowa State	71-62	W
*Kansas	68-55	W
*Hawai'i	76-56	W
*Hawai'i	72-42	W
Oklahoma	50-60	L
Wichita	70-82	L
Oklahoma State	54-66	L
*Denver	61-51	W

*Santa Clara	63-49	W
Oregon	65-56	W
Oregon State	49-41	W
*Oregon State	53-61	L
*Washington State (ot)	73-67	W
*UCLA	53-57	L
*UCLA	63-65	L
*Idaho	67-66	W
*California	55-82	L
Idaho	69-65	W
Washington State	75-77	L
Washington	55-76	L
*Stanford	71-52	W
*Oregon	76-67	W
California	64-70	L
Stanford	74-85	L
*Washington (ot)	80-74	W

1960: Forrest Twogood (16-11)

*UCLA	45-47	L
*Santa Clara	61-64	L
*Kentucky	87-73	W
*Oklahoma State	73-50	W
*Brigham Young	79-61	W
*Hawai'i	91-43	W
*Hawai'i	73-49	W
*Northwestern	81-62	W
*California (ot)	61-65	L
*UCLA	72-62	W
*California	65-57	W
*California	45-60	L
Washington	53-52	W
Washington	69-68	W
*UCLA	62-63	L
*Oregon State	84-59	W
*Stanford (ot)	71-82	L
*Washington	49-59	L
California	46-57	L
Stanford	51-66	L
Oregon State	68-62	W
Oregon	77-73	W
Stanford	59-53	W
Santa Clara	77-70	W
*UCLA	91-71	W
*UCLA	70-72	L
#Utah	73-80	L

1961: Forrest Twogood (21-8)

*Loyola	74-61	W
*New York University	86-68	W
*Kansas State	57-65	L
*Butler	66-56	W
*Notre Dame	93-63	W
*Hawai'i	89-56	W
*Hawai'i	91-69	W
*Iowa	62-70	L
*Minnesota	75-52	W
*Indiana	90-71	W
California	57-50	W
California	65-57	W
*Washington	66-56	W
*Washington	83-72	W
*Air Force Academy	74-51	W
*Denver	68-52	W
*UCLA	78-63	W
UCLA	83-86	L
Stanford	63-57	W
Washington	55-61	L
Oregon State	58-62	L
Oregon State	74-68	W
*UCLA (ot)	86-85	W
*Stanford	79-61	W
*California	57-69	L
*Stanford	54-53	W
#Oregon	81-79	W
#Arizona State	71-86	L
#Loyola	67-69	L



JOHN WERHAS (1957-59)

1962: Forrest Twogood (14-11)

Missouri .....	56-43	W
Oklahoma .....	56-66	L
Kentucky .....	79-77	W
*Kansas .....	78-70	W
*Colorado State .....	67-52	W
*DePauw .....	75-66	W
Wyoming .....	76-54	W
Utah State .....	74-72	W
*Purdue .....	80-63	W
*Utah .....	85-65	W
*Ohio State .....	66-76	L
*California .....	68-76	L
*California .....	79-52	W
Washington .....	67-85	L
Washington .....	78-64	W
*UCLA .....	59-73	L
*Stanford .....	56-67	L
*Washington .....	75-68	W
*UCLA .....	74-60	W
*UCLA .....	62-68	L
Houston .....	51-56	L
Houston .....	61-76	L
Stanford .....	62-63	L
California .....	60-61	L
Stanford .....	66-68	L

1963: Forrest Twogood (20-9)

*Santa Clara .....	77-70	W
*Denver .....	70-62	W
Hawai'i .....	59-46	W
Meiji University .....	130-71	W
Hawai'i .....	78-59	W
*Missouri .....	77-70	W
*Oklahoma .....	66-51	W
Nebraska .....	58-49	W
Nebraska .....	55-53	W
*Colorado State .....	54-72	L
*Stanford .....	65-57	W
*Utah State .....	65-78	L

California .....	65-72	L
California .....	69-78	L
*Washington .....	64-61	W
*Washington .....	61-62	L
*Loyola .....	66-43	W
*San Francisco .....	60-51	W
*UCLA .....	65-77	L
*UCLA .....	72-86	L
Stanford .....	61-57	W
Santa Clara .....	83-81	W
Washington .....	59-53	W
Oregon State .....	49-76	L
Oregon State .....	67-58	W
*UCLA .....	62-60	W
*Stanford .....	58-60	L
*California .....	76-63	W
*Stanford .....	67-61	W

1964: Forrest Twogood (10-16)

*Butler .....	74-62	W
*Brigham Young .....	67-74	L
Kansas .....	52-60	L
Kansas State .....	58-82	L
*Nebraska .....	79-73	W
*Nebraska .....	79-64	W
*Pittsburgh .....	72-82	L
*West Virginia .....	81-65	W
*New York University .....	69-70	L
Stanford (ot) .....	75-74	W
Stanford .....	46-62	L
*UCLA .....	59-79	L
*UCLA .....	71-78	L
*California .....	64-65	L
*California .....	47-65	L
Arizona .....	63-71	L
Arizona State .....	60-71	L
Washington .....	60-66	L
Washington .....	66-59	W
*Washington State .....	68-60	W
*Washington State .....	76-80	L



ALLEN YOUNG (1964-65)

Washington State (ot) .....	81-77	W
*Stanford .....	63-64	L
California .....	77-55	W
*Washington .....	85-64	W
*UCLA .....	81-91	L

1965: Forrest Twogood (14-12)

North Carolina State .....	59-67	L
North Carolina State .....	69-78	L
Loyola .....	81-67	W
*UCLA .....	75-84	L
*Santa Clara .....	69-66	W
*Iowa .....	65-71	L
*Michigan State .....	100-69	W
*Arizona .....	55-57	L
Oregon State .....	63-65	L
Oregon .....	74-81	L
*Stanford .....	75-59	W
*California .....	75-55	W
Denver .....	78-79	L
Colorado State .....	80-65	W
*Hawai'i .....	85-51	W
*Hawai'i .....	101-75	W
*Washington .....	77-78	L
*Washington State .....	88-65	W
Washington State .....	59-57	W
Washington .....	78-70	W
*Oregon .....	77-56	W
*Oregon State .....	64-38	W
California .....	68-67	W
Stanford .....	71-87	L
*UCLA .....	71-77	L
*UCLA .....	50-52	L

1966: Forrest Twogood (12-14)

Butler .....	75-77	L
St. Louis .....	72-77	L
Hawai'i .....	90-55	W
Hawai'i .....	69-52	W
Cincinnati .....	77-65	W
*Kansas .....	81-69	W
*UCLA .....	67-86	L
*Northwestern .....	75-63	W
*Vanderbilt .....	74-72	W
*UCLA .....	76-94	L
*Oregon .....	92-66	W
*Oregon State .....	56-59	L
Stanford .....	64-73	L
California .....	77-58	W
San Francisco .....	73-81	L
Santa Clara .....	76-79	L
Washington .....	67-57	W



STARTERS ON THE 1962 AND 1963 TROJANS; KNEELING WITH COACH FORREST TWOGOOD IN FRONT ARE VERNE ASHBY (LEFT) AND JOHN RUDOMETKIN; STANDING (L TO R) ARE CHRIS APPEL, NEIL EDWARDS AND KEN STANLEY

Washington State .....	62-75	L
*Washington .....	73-76	L
*Washington State .....	75-72	W
Oregon .....	82-67	W
Oregon State .....	70-60	W
*Stanford .....	71-82	L
*California .....	58-60	L
UCLA .....	79-94	L
*UCLA .....	62-99	L

1967: Bob Boyd (13-12)

UCLA .....	90-105	L
Bradley .....	97-102	L
De Paul .....	82-79	W
*Arizona State .....	79-77	W
*North Carolina State .....	71-55	W
Iowa State .....	68-89	L
Arizona State .....	92-60	W
Arkansas .....	70-67	W
Illinois .....	73-72	W
UCLA .....	83-107	L
Washington .....	83-74	W
Washington State .....	74-76	L
*Stanford .....	58-67	L
*California (2 ot) .....	95-99	L
UC Santa Barbara .....	73-62	W
*UCLA (ot) .....	35-40	L
*Oregon .....	71-63	W
*Oregon State .....	62-47	W
Oregon State (ot) .....	72-63	W
Oregon .....	73-70	W
*Washington State .....	76-86	L
*Washington .....	106-69	W
California .....	75-77	L
Stanford .....	79-81	L
UCLA .....	55-83	L

1968: Bob Boyd (18-8)

*Idaho .....	59-50	W
*Loyola .....	68-60	W
Villanova .....	82-65	W
St. John's .....	58-63	L
*Oklahoma .....	76-63	W
*Colorado State .....	70-53	W
Cincinnati .....	58-69	L
Utah .....	84-87	L
*Wyoming .....	78-79	L
*Tennessee .....	68-78	L
*Minnesota .....	78-65	W
*Washington .....	58-56	W
*Washington State .....	92-73	W
Stanford .....	90-64	W
California .....	80-65	W
*UC Santa Barbara .....	74-63	W
UCLA .....	67-101	L
Oregon .....	79-69	W
Oregon State (ot) .....	49-47	W
*Oregon State .....	71-63	W
*Oregon .....	66-59	W
Washington State .....	73-58	W
Washington .....	76-68	W
*California (ot) .....	90-91	L
*Stanford .....	72-60	W
*UCLA .....	64-72	L

1969: Bob Boyd (15-11)

Brigham Young .....	86-95	L
Colorado .....	54-74	L
*Loyola .....	84-54	W
*Houston .....	65-64	W
*Arizona State .....	92-75	W
*Cincinnati .....	83-68	W
Oklahoma .....	48-46	W
Florida State .....	68-70	L
Vanderbilt .....	75-85	L
*Montana State (ot) .....	74-68	W
*Tulsa .....	99-88	W
*Utah .....	72-80	L
Oregon State .....	57-61	L
Oregon .....	86-75	W
*Stanford .....	56-66	L
*California .....	98-70	W

*Washington State (ot) .....	70-72	L
*Washington .....	69-56	W
*Washington .....	69-51	W
Washington State .....	52-64	L
*Oregon .....	64-74	L
*Oregon State .....	71-61	W
California .....	76-67	W
Stanford .....	75-66	W
*UCLA (2 ot) .....	55-61	L
UCLA .....	46-44	W


1970: Bob Boyd (18-8)

*Colorado .....	88-74	W
*Vanderbilt .....	108-89	W
*Seattle .....	70-74	L
*Iowa State .....	70-59	W
LSU .....	101-98	W
Houston .....	73-77	L
*St. John's .....	95-59	W
Washington .....	86-90	L
*Temple .....	68-53	W
Illinois (ot) .....	65-62	W
*Florida State .....	71-68	W
*Oregon State .....	64-51	W
*Oregon .....	77-68	W
Arizona State .....	108-95	W
Stanford .....	71-68	W
California .....	78-73	W
Washington State .....	72-89	L
Washington (2 ot) .....	72-77	L
*Washington .....	84-81	W
*Washington State .....	63-66	L
Oregon .....	83-92	L

Oregon State .....	70-55	W
*California .....	90-82	W
*Stanford .....	85-71	W
UCLA .....	87-86	W
*UCLA .....	78-91	L

1971: Bob Boyd (24-2)

Utah .....	90-81	W
San Francisco (2 ot) .....	83-80	W
*Brigham Young .....	101-65	W
*Arizona State .....	88-68	W
Florida State .....	94-85	W
UTEP .....	65-63	W
*Alabama .....	122-75	W
*Michigan State .....	88-63	W
*Houston .....	77-64	W
*Louisiana State (ot) .....	80-76	W
*Washington State .....	78-66	W
*Washington .....	79-72	W
California .....	90-66	W
Stanford .....	71-51	W
Illinois .....	81-68	W
Loyola (Ill.) .....	97-73	W
*UCLA .....	60-64	L
Oregon State .....	82-63	W
Oregon .....	93-78	W
*Oregon .....	63-55	W
*Oregon State .....	110-75	W
Washington .....	81-80	W
Washington State .....	75-64	W
*Stanford .....	83-74	W
*California .....	96-81	W
UCLA .....	62-73	L



COACH BOB BOYD AND FOUR STARTERS FROM USC'S 24-2 TEAM IN 1971; DENNIS LAYTON, RON RILEY AND JOE MACKEY(L TO R) IN BACK WITH PAUL WESTPHAL KNEELING NEXT TO COACH BOYD



DAN ANDERSON (1972-74)

1972: Bob Boyd (16-10)		
Arizona State .....	78-95	L
*San Francisco .....	102-82	W
*Loyola .....	85-65	W
*Utah .....	79-67	W
Cincinnati .....	72-64	W
Kansas .....	87-77	W
Iowa State .....	89-66	W
Penn .....	67-88	L
Rochester .....	88-55	W
Oregon .....	66-46	W
Oregon State .....	87-75	W
*California .....	102-69	W
*Stanford .....	65-63	W
*Providence .....	66-70	L
Seattle .....	64-65	L
Santa Clara .....	73-83	L
UCLA .....	56-81	L
*Washington .....	86-68	W
*Washington State .....	78-66	W
Washington State .....	73-65	W
Washington .....	62-78	L
*Oregon State .....	61-65	L
*Oregon .....	75-66	W
Stanford .....	71-65	W
California .....	74-84	L
*UCLA .....	66-79	L
1973: Bob Boyd (18-10)		
*Loyola .....	83-69	W
*Hardin-Simmons .....	88-73	W
Arizona .....	69-71	L
Alabama .....	66-76	L
*Auburn .....	73-66	W
*Purdue .....	79-71	W
*Fordham .....	69-62	W
*Illinois .....	75-72	W
LaSalle .....	72-77	L
Princeton .....	70-52	W
Georgia (ot) .....	75-77	L
*Oregon State .....	90-72	W

*Oregon .....	66-65	W
California .....	71-64	W
Stanford .....	83-67	W
Hawaii .....	97-84	W
Hawaii .....	77-74	W
*UCLA .....	56-79	L
Washington .....	85-79	W
Washington State .....	80-63	W
*Washington State .....	79-55	W
*Washington .....	70-73	L
Oregon State .....	66-82	L
Oregon .....	56-52	W
*Stanford .....	47-50	L
*California .....	64-53	W
UCLA .....	56-76	L
\$Notre Dame .....	65-69	L
1974: Bob Boyd (24-5)		
*Arizona .....	100-76	W
Utah .....	66-90	L
Illinois .....	71-60	W
*Santa Clara .....	85-61	W
*Arizona State .....	79-70	W
*Houston .....	92-78	W
*Ohio .....	80-68	W
Southwestern .....	98-76	W
Rutgers .....	82-81	W
Oral Roberts .....	96-75	W
Washington State .....	56-71	L
Washington .....	90-76	W
*Stanford .....	64-57	W
*California .....	76-61	W
Seton Hall .....	79-68	W
Fordham .....	70-60	W
UCLA .....	54-65	L
*Oregon State .....	81-71	W
*Oregon .....	59-53	W
Oregon .....	76-61	W
Oregon State .....	60-53	W
*Washington .....	79-64	W
*Washington State .....	86-59	W
Stanford .....	62-59	W
California .....	70-67	W
*UCLA .....	52-82	L
%Southern Methodist .....	82-70	W
%Bradley (ot) .....	76-73	W
%Indiana .....	60-85	L
1975: Bob Boyd (18-8)		
*Louisiana State .....	100-87	W
*Oklahoma State .....	107-88	W
*Utah .....	102-82	W
*Nevada .....	97-84	W
Houston .....	97-96	W
*Vanderbilt .....	98-93	W
*New Mexico .....	84-74	W
Rutgers .....	81-66	W
Fordham .....	66-83	L
*Villanova .....	101-74	W
*Furman .....	91-84	W
*Washington State .....	94-80	W
*Washington .....	89-87	W
California .....	85-65	W
Stanford .....	66-67	L
UCLA .....	84-89	L
Oregon .....	81-80	W
Oregon State .....	75-78	L
*Oregon State .....	76-80	L
*Oregon .....	92-90	W
Washington .....	88-89	L
Washington State .....	81-68	W
*Stanford .....	85-79	W
*California .....	82-59	W
*UCLA .....	68-72	L
%Drake .....	70-80	L
1976: Bob Boyd (12-15)		
*Loyola .....	94-77	W
*St. Mary's .....	89-62	W
Vanderbilt .....	77-72	W
Kansas State .....	81-80	W
*Oral Roberts .....	80-83	L

*Illinois .....	62-58	W
*Howard .....	101-74	W
*Colorado .....	94-72	W
St. Peter's .....	86-68	W
Hawaii .....	68-63	W
Iowa .....	81-73	W
Nevada (ot) .....	88-87	W
Oregon State .....	70-80	L
Oregon .....	72-77	L
*California .....	80-81	L
*Stanford .....	75-86	L
Arizona State .....	69-71	L
UCLA .....	62-68	L
Washington State .....	72-80	L
Washington .....	79-91	L
*Washington .....	75-93	L
*Washington State .....	70-84	L
*Oregon .....	67-70	L
*Oregon State ^ .....	61-78W	^
Stanford .....	83-96	L
California (ot) .....	94-96	L
*UCLA .....	73-87	L
^ game forfeited by OSU (USC victory)		
1977: Bob Boyd (6-20)		
*Loyola Marymount .....	64-65	L
*Idaho .....	104-64	W
Louisiana State .....	76-87	L
Texas .....	61-66	L
*Grambling .....	83-75	W
*CS Long Beach .....	70-83	L
Missouri .....	77-87	L
Baylor .....	83-84	L
*Oral Roberts .....	70-71	L
Pittsburgh .....	76-67	W
New Mexico .....	75-87	L
*Oregon State .....	50-58	L
*Oregon .....	52-64	L
Stanford .....	64-68	L
California .....	76-84	L
*Denver (at Forum) .....	106-65	W
UCLA .....	59-77	L
*Washington State .....	65-67	L
*Washington .....	83-70	W
Washington .....	58-72	L
Washington State .....	50-72	L
Oregon .....	57-60	L
Oregon State .....	65-80	L
*California .....	78-95	L
*Stanford .....	105-84	W
*UCLA .....	69-78	L
1978: Bob Boyd (14-13)		
*Idaho State .....	80-69	W
*Texas .....	65-64	W
Illinois .....	59-82	L
Utah .....	67-93	L
*New Mexico .....	93-80	W
*Duke (ot) .....	87-81	W
*Arizona State .....	76-87	L
*CS Long Beach .....	96-85	W
South Carolina .....	58-65	L
Penn .....	71-88	L
Auburn .....	85-74	W
Virginia .....	82-85	L
Washington State .....	68-65	W
Washington .....	81-73	W
*Oregon State (ot) .....	82-89	L
*Oregon .....	63-62	W
*Portland State .....	87-78	W
UCLA .....	71-83	L
*California .....	87-81	W
*Stanford .....	76-74	W
Stanford .....	70-68	W
California .....	68-70	L
*Washington .....	79-84	L
*Washington State .....	55-54	W
Oregon .....	41-43	L
Oregon State .....	47-53	L
*UCLA .....	78-91	L

1979: Bob Boyd (20-9)

*Houston	88-80	W
*Utah	70-56	W
Stanford	57-55	W
Duke	65-79	L
Xavier	68-75	L
Niagara	75-68	W
*Kansas (ot)	89-83	W
California	59-54	W
Holy Cross	78-60	W
Maryland	79-83	L
*Oregon	70-64	W
*Oregon State (ot)	76-75	W
*UCLA	86-89	L
Arizona State	69-65	W
Texas	68-87	L
Arizona	72-74	L
*Washington State	67-61	W
*Washington	69-59	W
Oregon	87-64	W
Oregon State	67-70	L
UCLA (ot)	94-102	L
*Arizona	70-67	W
*Arizona State	75-59	W
Washington State	71-69	W
Washington	61-59	W
*Stanford	79-68	W
*California	86-64	W
#Utah State	86-67	W
*DePaul	78-89	L

1980: Stan Morrison (12-15)

*Illinois State	63-61	W
*Idaho State	75-69	W
Seattle (ot)	67-65	W
Arizona State	77-66	W
Missouri	75-78	L
*West Texas State	68-86	L
New Mexico	82-79	W
Rice	69-60	W
Houston (ot)	86-85	W
*Stanford	69-68	W
*California	84-74	W
Oregon State	68-82	L
Oregon	83-66	W
*UCLA	82-74	W
*Arizona State	75-81	L
*Arizona	83-86	L
Washington State	57-77	L
Washington	72-80	L
*Oregon State	72-73	L
*Oregon	81-82	L
UCLA	64-91	L
Arizona	65-74	L
Arizona State	57-67	L
*Washington	77-68	W
*Washington State	67-69	L
California	66-69	L
Stanford (ot)	91-93	L

1981: Stan Morrison (14-13)

Idaho State	77-68	W
Houston	54-71	L
*Doane	99-58	W
*Texas	89-81	W
*Wyoming	59-57	W
Kansas	68-91	L
*Drexel	82-53	W
*Minnesota	67-74	L
*Louisville	50-79	L
*Washington State	57-43	W
*Washington (ot)	61-63	L
UCLA	68-66	W
Arizona State	55-69	L
Arizona	67-63	W
*Stanford	89-64	W
*California	72-66	W
Oregon	67-74	L
Oregon State	48-55	L
*UCLA	62-76	L
*Arizona State	61-77	L

*Arizona	81-71	W
Stanford	74-67	W
California (ot)	71-73	L
*Oregon State	64-73	L
*Oregon	78-81	L
Washington	90-81	W
Washington State	60-59	W

1982: Stan Morrison (19-9)


*Loyola Marymount	87-75	W
North Carolina	62-73	L
*New Mexico	80-71	W
Portland	67-72	L
CS Long Beach	74-66	W
*Oral Roberts	95-75	W
*Richmond	83-78	W
*Michigan	77-63	W
*Missouri	58-65	L
Washington (ot)	72-73	L
Washington State (ot)	57-56	W
*UCLA	86-71	W
*Arizona	89-67	W
*Arizona State	64-57	W
California	66-59	W
Stanford	85-74	W
*Oregon	107-91	W
*Oregon State	55-72	L
UCLA	66-69	L
Arizona (ot)	60-59	W
Arizona State	62-80	L
*Stanford	74-59	W
*California	75-70	W
Oregon	80-68	W
Oregon State	36-45	L
*Washington State	61-56	W
*Washington	76-70	W
#Wyoming	58-61	L

1983: Stan Morrison (17-11)

Oral Roberts	51-72	L
*Santa Clara	79-68	W
New Mexico	74-77	L
Wyoming	56-55	W
San Jose State	72-54	W
Iowa	55-66	L
*Loyola Marymount	74-63	W
*Colorado State	72-65	W
*Alabama	61-74	L
*Wisconsin	86-76	W
Arizona	74-67	W
Arizona State	68-75	L
*Oregon State	74-69	W
*Oregon	62-54	W
Stanford	74-92	L
California	65-56	W
*Washington	73-60	W
*Washington State	56-49	W
Oregon	65-55	W
Oregon State	50-62	L
*Stanford	90-76	W
*California	55-53	W
UCLA	60-77	L
*UCLA	64-71	L
Washington	73-82	L
Washington State	80-83	L
*Arizona State	94-92	W
*Arizona	72-70	W

1984: Stan Morrison (11-20)

Oklahoma	91-92	L
Fordham	67-78	L
New Mexico	60-74	L
Utah	76-88	L
Santa Clara	54-74	L
*American	70-51	W
*San Jose State	69-62	W
*Pennsylvania	82-62	W
*UC Irvine	66-78	L
*Texas-San Antonio	84-68	W
*Portland	57-48	W
*Iowa	61-62	L



RON HOLMES (1981, 1983-85)

*Mississippi State .....	55-57	L
*Arizona (at Forum) .....	71-61	W
Arizona State .....	48-65	L
Oregon .....	49-80	L
Oregon State .....	45-51	L
*Stanford (ot) .....	51-49	W
*California .....	73-56	W
UCLA (ot) .....	69-75	L
Washington .....	47-79	L
Washington State .....	68-61	W
*Oregon State .....	57-66	L
*Oregon .....	47-52	L
Stanford .....	56-64	L
California .....	37-46	L
*UCLA .....	80-72	L
Arizona .....	49-55	W
*Washington St. (at Forum) .....	57-56	W
*Washington .....	66-71	L
*Arizona State .....	73-76	L

1985: Stan Morrison (19-10)		
Southern Mississippi .....	73-72	W
Memphis State .....	45-61	L
*Wyoming .....	67-57	W
Texas Tech .....	59-63	L
Boston University .....	83-70	W
*Arkansas-Little Rock .....	76-68	W
*Utah .....	78-65	W
*The Citadel .....	95-62	W
*Duke .....	73-75	L
Oregon .....	63-59	W
*Washington (at CSUDH) .....	50-66	L
*Washington St. (at CSUDH) .....	69-62	W
Arizona .....	64-63	W
Arizona State .....	73-54	W
*California .....	86-80	W
*Stanford .....	54-60	L
*UCLA (2 ot) .....	78-77	W
Oregon State .....	60-58	W
Washington .....	61-50	W
Washington State .....	64-58	W
*Arizona State .....	76-60	W
*Arizona .....	55-60	L
Stanford .....	65-86	L
California .....	75-52	W
UCLA (4 ot) .....	80-78	W
Texas .....	70-71	L
*Oregon .....	65-62	W
*Oregon State (ot) .....	58-60	L
#Illinois State .....	55-58	L

1986: Stan Morrison (11-17)		
*Baptist College .....	81-71	W
*Virginia Tech .....	81-90	L
Syracuse .....	68-102	L
Pennsylvania .....	54-63	L
*Texas .....	84-62	W
Colorado State .....	66-53	W
Wyoming .....	79-89	L
*Loyola (Md.) .....	89-79	W
*Oregon State .....	64-68	L
*Creighton .....	59-54	W
*Oregon (at Forum) .....	75-60	W
Washington State .....	58-65	L
Washington .....	75-91	L
*Arizona .....	63-62	W
*Arizona State .....	81-72	W
California .....	61-62	L
Arkansas .....	88-74	W
UCLA .....	56-66	L
*Washington State (ot) .....	75-77	L
*Washington .....	64-70	L
Arizona State .....	67-75	L
Arizona .....	62-71	L
*Stanford .....	59-61	L
*UCLA .....	79-64	W
*California .....	63-65	L
Stanford .....	64-85	L
Oregon .....	63-76	L
Oregon State .....	66-60	W

1987: George Raveling (9-19)		
New Orleans .....	67-85	L
Richmond .....	63-51	W
Murray State (ot) .....	54-53	W
Western Kentucky .....	52-82	L
*San Jose State .....	56-57	L
*Niagara .....	69-62	W
*Western Washington .....	71-57	W
Washington State .....	60-70	L
Washington .....	82-95	L
Tennessee (ot) .....	81-76	W
*California (at LMU) .....	76-79	L
*Stanford .....	58-64	L
Arizona .....	44-78	L
Arizona State .....	66-62	W
*Oregon State .....	51-57	L
*Oregon .....	60-56	W
*Tulsa .....	51-55	W
*Washington State .....	66-37	W
*Washington .....	45-51	L
California .....	53-56	L
Stanford .....	57-72	L
*Arizona State .....	62-69	L
*UCLA .....	65-77	L
*Arizona .....	61-73	L
Oregon .....	55-57	L
Oregon State .....	65-55	W
UCLA .....	76-82	L
+Oregon .....	49-51	L

1988: George Raveling (7-21)		
North Carolina .....	77-82	L
Boston University .....	53-75	L
Virginia Tech .....	73-101	L
Seattle .....	68-40	W
Alabama .....	69-78	L
*CS Long Beach .....	66-85	L
*Tennessee .....	61-74	L
Stanford .....	62-88	L
California (2 ot) .....	58-56	W
*Western Kentucky .....	53-47	W
*Colorado State .....	41-46	L



CHRIS MOORE (1988-89)

*Oregon .....	40-52	L
*Oregon State (at LMU) (ot) .....	77-80	L
UCLA .....	65-81	L
Arizona .....	48-92	L
Arizona State .....	74-78	L
*Washington State .....	65-60	W
*Washington .....	67-65	W
Oregon State .....	57-84	L
Oregon .....	62-74	L
*UCLA .....	70-85	L
*Arizona .....	68-103	L
*Arizona State .....	74-70	W
Washington State .....	57-67	L
Washington .....	47-71	L
*California .....	63-46	W
*Stanford .....	65-73	L
+California .....	59-75	L

1989: George Raveling (10-22)		
*Delaware .....	74-68	W
*Howard .....	71-49	W
*Portland .....	81-61	W
*U.S. International .....	97-61	W
CS Long Beach .....	81-82	L
Arkansas-Little Rock .....	86-94	L
Duquesne .....	91-83	W
*Seattle .....	87-53	W
*California .....	66-73	L
Purdue .....	64-68	L
Yale .....	84-60	W
Tulsa .....	71-75	L
Oregon State .....	55-64	L
Oregon .....	62-64	L
*UCLA .....	66-67	L
*Arizona .....	69-97	L
*Arizona State .....	62-67	L
Washington .....	75-84	L
Washington State .....	65-72	L
*Oregon State .....	65-74	L
*Oregon .....	68-70	L
UCLA .....	65-68	L
Notre Dame .....	74-83	L
Arizona .....	70-93	L
Arizona State (ot) .....	84-81	W
*Stanford .....	52-68	L
*Washington State .....	78-63	W
*Washington .....	68-74	L
Stanford .....	65-74	L
California .....	62-74	L
+Arizona State .....	94-82	W
+Stanford .....	61-66	L

1990: George Raveling (12-16)		
*Prairie View A&M .....	77-70	W
Washington State .....	67-68	L
Washington .....	60-65	L
Portland .....	61-60	W
San Diego State .....	73-79	L
*St. Francis .....	76-73	W
*Central Connecticut St. .....	92-68	W
*Northern Arizona .....	99-72	W
UCLA .....	72-89	L
*Notre Dame .....	81-86	L
*Arizona .....	75-90	L
*Arizona State (at Lyon Ctr.) .....	69-59	W
California .....	60-74	L
Stanford .....	61-74	L
*Oregon State .....	82-92	L
*Oregon .....	65-66	L
*UCLA .....	76-75	W
Arizona .....	70-95	L
Arizona State .....	88-63	W
*Stanford .....	71-62	W
*California .....	70-74	L
*Maryland .....	62-64	L
Oregon State (ot) .....	94-98	L
Oregon .....	79-96	L
*Washington .....	73-65	W
*Washington State .....	91-75	W
+Washington State .....	85-68	W
+Arizona .....	57-80	L

1991: George Raveling (19-10)

*Chicago State	110-69	W
Maryland	59-72	L
*Miami (Fla.)	92-71	W
*San Diego State	77-66	W
Colorado State	74-67	W
Notre Dame	105-95	W
*Augusta	90-63	W
Harvard (at Long Beach)	103-76	W
Brooklyn (at Long Beach)	70-55	W
UCLA	81-98	L
Arizona	85-87	L
Arizona State (ot)	80-84	L
*California	66-69	L
*Stanford	85-67	W
Oregon	84-86	L
Oregon State	70-68	W
*UCLA	76-74	W
*CS Northridge	86-69	W
*Arizona	87-83	W
*Arizona State	83-88	L
Stanford	76-92	L
California	85-76	W
*Oregon State	85-75	W
*Oregon	84-71	W
Washington	65-82	L
Washington State	80-62	W
*Washington	75-51	W
*Washington State	74-57	W
#Florida State	72-75	L

1992: George Raveling (24-6)

*Tennessee-Martin	102-81	W
Nebraska	84-93	L
*CS Sacramento	107-94	W
*Saint Louis	76-60	W
Gonzaga	77-60	W
Kent (at Irvine)	74-62	W
UC Irvine	80-71	W
*Ohio State (ot)	79-77	W
*Robert Morris	92-77	W
*Notre Dame	58-64	L
Arizona	68-107	L
Arizona State	69-64	W
*Oregon State	90-73	W
*Oregon	85-56	W
Stanford	82-72	W
California	85-83	W
UCLA	86-82	W
*Washington State	75-62	W
*Washington	59-56	W
Oregon	69-68	W
Oregon State	78-92	L
*California	94-81	W
*Stanford (ot)	73-72	W
*UCLA	83-79	W
Washington	75-63	W
Washington State	68-82	L
*Arizona State	81-66	W
*Arizona	70-69	W
#Northeast Louisiana	84-54	W
#Georgia Tech	78-79	L

1993: George Raveling (18-12)

*San Francisco State	69-48	W
Ohio State	56-73	L
*Gonzaga	77-59	W
Saint Louis	79-94	L
*South Carolina State	98-58	W
*Nebraska	74-64	W
Fla. Atlantic (at West Palm)	82-56	W
Miami (Fla.) (at West Palm)	86-66	W
Notre Dame	77-74	W
*Arizona State	87-79	W
*Arizona (at Forum)	73-81	L
Oregon State	57-68	L
Oregon	69-58	W
*California	67-65	W
*Stanford	63-55	W
*UCLA	80-90	L
Washington State	51-73	L
Washington	41-46	L

*Oregon	73-67	W
*Oregon State	69-60	W
California (ot)	83-86	L
Stanford	62-78	L
UCLA	72-62	W
*Washington	56-55	W
*Washington State	81-65	W
Arizona	76-87	L
Arizona State	67-101	L
*Nevada-Las Vegas	90-74	W
*Pepperdine	71-59	W
*Minnesota	58-76	L

1994: George Raveling (16-12)

*Pennsylvania	62-77	L
*Loyola-Marymount	105-92	W
Tennessee-Martin	78-72	W
*San Diego State	75-65	W
*Notre Dame	75-64	W
*Sacramento State	84-64	W
*Howard	107-65	W
South Florida	61-64	L
Missouri-Kansas City	67-66	W
*Oregon State	82-76	W
*Oregon	77-69	W
Washington	53-46	W
Washington State	59-89	L
*Arizona State (at Lyon Ctr.)	62-87	L
*Arizona (at Forum)	74-83	L
California	68-77	L
Stanford	67-76	L
UCLA	72-101	L
*Washington State	70-64	W
*Washington	49-50	L
Arizona	61-94	L
Arizona State	68-56	W
*Stanford	55-66	L
*California (ot)	86-78	W
*UCLA	85-79	W
Oregon	84-75	W
Oregon State	69-68	W
*Fresno State	76-79	L


1995: Charles Parker (9-19)

*New Mexico State	84-97	L
Temple	54-65	L
*Northern Iowa	69-61	W
*Utah	70-72	L
*Cal State Sacramento	93-54	W
Houston	95-89	W
Lamar	78-80	L
*Missouri-Kansas City	82-74	W
Southern Methodist	91-83	W
Seton Hall	72-92	L
Oregon State (ot)	89-90	L
Oregon	83-95	L
*Washington State	85-76	W
*Washington	79-65	W
Arizona State	71-81	L
Arizona	73-94	L
*California ^	58-76	W^
*Stanford	82-85	L
*UCLA	69-73	L
Washington State	64-84	L
Washington	73-83	L
*Arizona	80-89	L
*Arizona State	70-74	L
Stanford	78-90	L
California ^	74-95	W^
UCLA	66-85	L
*Oregon	77-81	L
*Oregon State (ot)	81-83	L

^ games forfeited by Cal (USC victory)

1996: Charles Parker, Henry Bibby (13-17)

*Lamar	76-72	W
Pennsylvania	80-78	W
Loyola Marymount	83-86	L
*Houston	96-73	W
*Nevada-Las Vegas	82-72	W
*UC Irvine	82-79	W



LORENZO ORR (1992-95)

*George Mason	118-97	W
Utah	49-84	L
Missouri (Rainbow Classic)	75-64	W
Massachusetts (Rainbow Cl.)	63-78	L
Rhode Island (Rainbow Cl.)	74-87	L
Washington	72-94	L
Washington State	83-81	W
*California ^	60-63	W^
*Stanford	84-80	W
Arizona	81-93	L
Arizona State	80-67	W
UCLA	72-99	L
Cincinnati	53-85	L
*Oregon State	64-47	W
*Oregon	78-99	L
Stanford	69-99	L
California ^	69-85	W^
*Arizona State	66-69	L
*Arizona	72-86	L
*UCLA	59-61	L
Oregon	60-80	L
Oregon State	54-56	L
*Washington State	62-69	L
*Washington	68-71	L

^ games forfeited by Cal (USC victory)

1997: Henry Bibby (17-11)

*Long Beach State	77-70	W
*Loyola Marymount	97-78	W
North Carolina	84-99	L
UNC Charlotte	65-61	W
UC Irvine	107-45	W
Tennessee	59-71	L
*Ohio State	79-68	W
Nevada-Las Vegas	75-80	L
*Washington	77-58	W
*Washington State	106-73	W
California	71-83	L
Stanford	70-85	L
*Arizona	75-62	W
*Arizona State	75-56	W
*UCLA	87-96	L
*Cincinnati	81-100	L
Oregon State	71-68	W
Oregon	79-69	W

*Stanford	84-81	W
*California	93-85	W
Arizona State	72-66	W
Arizona	77-101	L
UCLA	60-82	L
*Oregon	72-69	W
*Oregon State	83-62	W
Washington State	92-85	W
Washington	84-94	L
#Illinois	77-90	L

1998: Henry Bibby (9-19)

New Mexico	76-98	L
Sacramento State	79-40	W
Loyola Marymount	92-88	W
*UC Santa Barbara	90-76	W
San Diego State	76-72	W
*Nevada-Las Vegas	72-82	L
Ohio State	73-79	L
*Kansas	69-74	L
Long Beach State	71-81	L
*Tennessee	70-74	L
Arizona State	81-84	L
Arizona	72-91	L
*Oregon	63-59	W
*Oregon State	71-67	W
Stanford	62-99	L
California	82-92	L
UCLA	84-101	L
*Washington	86-101	L
*Washington State (ot)	75-69	W
Oregon State (ot)	74-83	L
Oregon	61-73	L
*California	43-73	L
*Stanford	59-83	L
*UCLA (ot)	75-82	L
Washington	66-91	L
Washington State	71-78	L
*Arizona (ot)	91-90	W
*Arizona State	117-71	W

1999: Henry Bibby (15-13)

*San Diego State	101-54	W
Nevada-Las Vegas	71-68	W
*Long Beach State	74-48	W
*St. Bonaventure	91-82	W
UC Santa Barbara	79-73	W
*Loyola Marymount	79-43	W
Kansas	78-107	L
*American	74-59	W
*Arkansas State	64-48	W
*Arizona State	72-70	W
*Arizona	78-87	L
Oregon	85-84	W
Oregon State (ot)	66-69	L
*Stanford	55-72	L
*California	75-89	L
*UCLA	80-98	L
Washington	83-85	L
Washington State	86-95	L
*Oregon State	86-61	W
*Oregon	55-60	L
California	55-58	L
Stanford (ot)	86-82	W
UCLA	63-68	L
*Washington	70-57	W
*Washington State	83-62	W
Arizona	73-88	L
Arizona State	84-73	W
\$Wyoming	77-81	L

2000: Henry Bibby (16-14)

*Cal State Northrdge	73-59	W
North Carolina (Maui Invitational)	65-82	L
Memphis (Maui Invitational)	92-65	W
Utah State (Maui Invitational)	50-52	L
Duke (Wooden Classic)	68-81	L
*UC Santa Barbara	94-73	W
St. Bonaventure	67-80	L
*Hawaii	85-56	W
Loyola Marymount	96-55	W
Long Beach State	66-76	L

San Diego State	87-54	W
*Northwestern	85-44	W
Washington State	73-61	W
Washington (ot)	81-79	W
*UCLA	91-79	W
*Arizona State (ot)	95-92	W
*Arizona	80-72	W
Oregon	67-68	L
Oregon State	82-69	W
*California	62-66	L
*Stanford	57-67	L
UCLA	78-83	L
Arizona	85-92	L
Arizona State	81-93	L
*Oregon State	82-71	W
*Oregon	77-80	L
Stanford	68-111	L
California	73-86	L
*Washington	90-71	W
*Washington State	82-63	W

2001: Henry Bibby (24-10)

*Bradley	107-92	W
*San Diego	78-67	W
*Loyola Marymount	91-68	W
Utah (Wooden Classic)	65-60	W
*Cal State Northrdge	99-90	W
UC Santa Barbara	75-73	W
*Pepperdine	76-73	W
BYU-Hawaii (Yahoo! Sports Inv.)	86-74	W
Mississippi (Yahoo! Sports Inv. - ot)	83-84	L
Brigham Young (Yahoo! Sports Inv.)	70-67	W
Northwestern	61-63	L
*Long Beach State	95-73	W
*Washington State	82-59	W
*Washington	87-61	W
UCLA	75-80	L
Arizona	58-71	L
Arizona State	77-58	W
*Oregon	78-74	W
*Oregon State	73-47	W
Stanford	71-77	L
California	80-66	W
*UCLA	76-85	L
*Arizona State	80-68	W
*Arizona	61-105	L

Oregon State	52-67	L
Oregon (ot)	87-80	W
*Stanford	68-70	L
*California	74-69	W
Washington	85-56	W
Washington State	78-63	W
#Oklahoma State	69-54	W
#Boston College	74-71	W
#Kentucky	80-76	W
#Duke	69-79	L

2002: Henry Bibby (22-10)

*Wyoming (Preseason NIT)	68-55	W
Fresno State (Preseason NIT)	58-65	L
*UC Santa Barbara	73-62	W
Bradley	60-50	W
*Rhode Island	82-54	W
Pepperdine (Fab 4 Tourn. at Forum)	77-78	L
Long Beach State	86-68	W
*Miami (Ohio)	59-55	W
San Diego (ot)	71-67	W
Loyola Marymount	81-67	W
Washington	87-65	W
Washington State	78-63	W
*Washington State	85-64	W
*Washington	94-74	W
*UCLA	81-77	W
Arizona	80-97	L
Arizona State	81-73	W
*California (ot)	91-92	L
*Stanford	90-82	W
Oregon State	64-51	W
Oregon	69-73	L
UCLA	65-67	L
*Arizona State	83-61	W
*Arizona	94-89	W
Stanford	77-58	W
California	64-83	L
*Oregon	65-67	L
*Oregon State	79-45	W
+Stanford (at Staples Center)	103-78	W
+Oregon (at Staples Center)	89-78	W
+Arizona (at Staples Center)	71-81	L
#UNC-Wilmington (ot)	89-93	L



JEFF TREPAGNIER