



UNIVERSITY OF SOUTHERN CALIFORNIA SPORTS INFORMATION

DEPARTMENT OF INTERCOLLEGIATE ATHLETICS • HER 103
LOS ANGELES, CALIFORNIA 90089-0601 • TELEPHONE: (213) 740-8480 FAX: (213) 740-7584
BASEBALL SPORTS INFORMATION DIRECTOR: JASON POMMIER • EMAIL: pommier@usc.edu

2002 Schedule/Results

Overall: 5-5

Home: 0-0 Road: 5-2 Neutral: 0-3

Date	Opponent	Time/Res.
2/8	at Long Beach State	L 0-2
2/9	at Long Beach State	L 4-7
2/10	at Long Beach State	W 8-5
2/12	at UC Riverside	W 11-7
2/15	No. 25 Baylor (DS)	L 9-18
2/16	No. 25 Baylor (DS)	L 1-8
2/17	No. 25 Baylor (DS)	L 1-3
2/22	at UCLA	W 1-0
2/23	at UCLA	W 26-4
2/24	at UCLA	W 6-3

Kia Baseball Bash (Fullerton, Calif.)

3/1	No. 6 Miami	2:30 p.m.
3/2	No. 25 Houston	2:30 p.m.
3/3	No. 11 Cal State Fullerton	5:30 p.m.

3/5 at UC Irvine 7 p.m.

2002 Express College Classic (Round Rock, Tex.)

3/8	TCU	7 p.m.
3/9	Notre Dame	3 p.m.
3/10	Creighton	10 a.m.

3/13	at San Diego	2 p.m.
3/16	at Pepperdine	1 p.m.
3/17	at Pepperdine	1 p.m.
3/18	at San Diego State	6 p.m.
3/19	at Loyola Marymount	2 p.m.
3/23	Stanford (DH)	1 p.m.
3/24	Stanford	1 p.m.
3/28	*California	6 p.m.
3/29	*California	6 p.m.
3/30	*California	1 p.m.
4/2	UC Irvine	5 p.m.
4/5	*Oregon State	6 p.m.
4/6	*Oregon State	1 p.m.
4/7	*Oregon State	1 p.m.
4/9	at Cal State Fullerton	7 p.m.
4/12	*at Stanford	6 p.m.
4/13	*at Stanford	1 p.m.
4/14	*at Stanford	1 p.m.
4/16	Loyola Marymount	5 p.m.
4/19	*at Washington State	6 p.m.
4/20	*at Washington State	1 p.m.
4/21	*at Washington State	1 p.m.
4/23	San Diego State	5 p.m.
4/24	UC Santa Barbara	5 p.m.
4/26	*Arizona	6 p.m.
4/27	*Arizona	1 p.m.
4/28	*Arizona	1 p.m.
4/30	Pepperdine	5 p.m.
5/10	*Washington	6 p.m.
5/11	*Washington	3 p.m.
5/12	*Washington	1 p.m.
5/15	Cal State Fullerton	6 p.m.
5/17	*at Arizona State	6 p.m.
5/18	*at Arizona State	6 p.m.
5/19	*at Arizona State	1 p.m.
5/24	*at UCLA	6 p.m.
5/25	*at UCLA	1 p.m.
5/26	*at UCLA	1 p.m.
5/31-6/2	NCAA Regionals	TBA
6/7-6/9	NCAA Super Regionals	TBA
6/14-6/22	College World Series	TBA

* Pac-10 game

(DS) - Dodger Stadium

Rankings based on Baseball America at time of game

www.usctrojans.com

For Release: Feb. 25, 2002

USC Baseball Travels to Fullerton for 2002 Kia Baseball Bash

No. 17 Trojans play Miami, Houston and Cal State Fullerton in tournament



Upcoming Games Schedule

Friday, March 1 vs. No. 6 Miami - Goodwin Field - 2:30 p.m.

LHP Matt Chico (1-1, 2.20) vs. RHP Troy Roberson (1-0, 2.84)

Saturday, March 2 vs. No. 25 Houston - Goodwin Field - 2:30 p.m.

LHP J.P. Howell (2-1, 2.40) vs. RHP Gene Flores (0-0, 2.77)

Sunday, March 3 vs. No. 11 Cal State Fullerton - Goodwin Field - 5:30 p.m.

RHP Brett Bannister (1-0, 1.62) vs. TBA

All rankings are based from Baseball America All times local

All games broadcast on www.usctrojans.com

LOS ANGELES — The No. 17 USC baseball team (5-5) — winner of 12 NCAA championships, more than twice as many as any other school — will travel to Fullerton, Calif., for the 2002 Kia Baseball Bash featuring three Top 25 opponents. USC will face No. 6 Miami, the defending national champions, on Friday (March 1) at 2:30 p.m., No. 25 Houston on Saturday (March 2) at 2:30 p.m. and No. 11 Cal State Fullerton on Sunday (March 3) at 5:30 p.m. The Trojans play their first 22 games away from Dedeaux Field this season, due to construction that is scheduled for completion in late March.

RANKINGS — USC is ranked No. 17 in the latest Baseball America poll and No. 20 by USA Today Baseball Weekly/ESPN. Miami is ranked No. 6 by Baseball America, No. 10 by USA Today Baseball Weekly/ESPN and No. 16 by Collegiate Baseball. Houston is ranked No. 25 by Baseball America. Cal State Fullerton is No. 8 by USA Today Baseball Weekly/ESPN, No. 11 by Baseball America and No. 14 by Collegiate Baseball.

MIAMI NOTES — Miami is 8-4 on the season and has won six straight games. The Hurricanes are the defending national champions. Head coach Jim Morris is 401-123-1 in his ninth season at Miami. The Hurricanes are batting .337 as a team while its pitching staff has a 5.38 ERA. Junior Danny Matienzo is batting .356 with seven home runs and 12 RBI while sophomore Jim Burt is batting .425 with three home runs and 13 RBI. Friday's starter Troy Roberson is 1-0 with a 2.84 ERA (19 IP, 15 H, 11 BB, 23 SO, .217 opponents' batting average). Miami leads the all-time series with USC by an 8-4 margin. The Hurricanes defeated the Trojans, 4-3, last year at the College World Series in the only meeting between the two teams.

USC Probable Starters

Pos	Name (2002 Stats)	Notes
C	Alberto Concepcion (.378-15)	Went 5-for-11 in Long Beach State series
1B	Bill Peavey (.324-29)	3-for-4 day on Feb. 24 at UCLA with HR and 2 RBI
2B	Anthony Lunetta (.238-0-3)	Slow start after elbow surgery in off-season
SS	Michael Moon (.278-0-8)	Recorded 4-for-4 day on Feb. 10 at Long Beach
3B	Matt Bonovich (.312-1-5)	Solid on Saturday: 4-for-6 with a HR and 5 RBI
LF	Kris Cox (.333-1-5)	Went 5-for-10 during the UCLA series
CF	Brian Barre (.342-1-6)	Hit leadoff homer in 1-0 win at UCLA on Feb. 22
RF	Travis McAndrews (.371-0-4)	Went 5-for-5 at UC Riverside on Feb. 12
DH	Nick Mosich (.462-0-4) or	Leading hitter on the team this season
	Joey Metropoulos (.300-2-3)	Went 5-for-8 with 2 HR, 3 RBI in UCLA series

LHP	Matt Chico (1-1, 2.20 ERA)	Earned first win on Friday with 7 1/3 scoreless IP
RHP	J.P. Howell (2-1, 2.40 ERA)	Threw five scoreless IP in Saturday's big win
LHP	Brett Bannister (1-0, 1.62 ERA)	Threw 10 scoreless innings in two games (2/12-17)

National Polls

Baseball America	Collegiate Baseball	USA Today Baseball Weekly/ESPN
1. Stanford	1. Stanford	1. Florida State
2. Clemson	2. Florida State	2. Stanford
3. Florida State	3. Clemson	3. Clemson
4. Rice	4. South Carolina	4. South Carolina
5. South Carolina	5. Rice	5. Rice
6. Miami	6. Florida	6. Florida
7. Georgia Tech	7. Wichita State	7. LSU
8. Notre Dame	8. LSU	8. Cal State Fullerton
9. LSU	9. Texas	9. Georgia Tech
10. Wichita State	10. Mississippi	10. Miami
11. Cal State Fullerton	11. Wake Forest	11. Texas
12. Florida	12. Tulane	12. Wichita State
13. Nebraska	13. Oklahoma State	13. Tulane
14. Texas	14. Cal State Fullerton	14. Mississippi
15. Tulane	15. Georgia Tech	15. Arizona State
16. Baylor	16. Miami	16. Wake Forest
17. USC	17. Texas A&M	17. Texas A&M
18. Wake Forest	18. Arizona State	18. Oklahoma State
19. Texas A&M	19. Nebraska	19. Notre Dame
20. Mississippi	20. Alabama	20. USC
21. Arizona State	21. Long Beach State	21. Nebraska
22. Alabama	22. Texas Tech	22. Baylor
23. East Carolina	23. Baylor	23. Alabama
24. San Diego	24. Notre Dame	24. Long Beach State
25. Houston	25. Ohio State	25. Stetson

HOUSTON NOTES — Houston is 6-4 on the season after taking two of three at home against LSU (11-3, 4-8, 12-11). Head coach Rayner Noble has a 252-181 record in his eighth season at Houston. The Cougars are batting .304 as a team while its pitching staff has a 3.93 ERA. Junior catcher Chris Snyder is batting .405 with a home run and seven RBI. Saturday's starter Gene Flores has not recorded a decision and has a 2.77 ERA (13 IP, 14 H, 4 BB, 12 SO, .275 opponents' batting average). USC leads 7-3 in the all-time series with Houston. The Trojans swept a three-game series at Houston last year (6-3, 7-3, 4-3).

CAL STATE FULLERTON NOTES — Cal State Fullerton is 9-4 on the season after winning two of three games at Arizona State (3-2, 4-9, 7-5). Head coach George Horton is 231-98-1 in his sixth season at Cal State Fullerton. The Titans are batting .305 as a team while its pitching staff has a 4.34 ERA. Cal State Fullerton leads the all-time series with USC by a 30-29-1 margin. The Titans reached last year's College World Series, but did not play against the Trojans. The two teams split last year's series with USC winning, 6-5, on Feb. 6 at Dedeaux Field and Cal State Fullerton winning, 12-11, on March 27 at Goodwin Field.

LAST WEEK — The Trojans went 3-0 after a series sweep at UCLA in non-conference action (1-0, 26-4, 6-3). USC has now won 12 of their last 15 meetings with UCLA.

FEB. 24 AT UCLA — Bill Peavey's solo homer in the eighth snapped a 3-3 tie as USC completed the series sweep with a 6-3 decision. Peavey went 3-for-4 with a home run and two RBI. Jon Williams picked up the win in relief, his first of his college career, by allowing one run on four hits in 3 1/3 innings of work. Senior Kris Cox put the Trojans ahead in the seventh, 3-2, with a two-run double to right.

FEB. 23 AT UCLA — The Trojans recorded the most runs ever (26) in the all-time series against UCLA with a 26-4 rout. Matt Bonovich led the Trojans, going 4-for-6 with a home run and five RBI in his first start at third base. Every Trojan starter recorded at least one hit as USC led 24-0 in the seventh inning. USC scored 10 runs in the second, all with two outs. Freshman J.P. Howell threw five scoreless innings for the win (4 H, 1 BB, 2 SO).

FEB. 22 AT UCLA — Matt Chico and Jon Williams combined on the Trojans' first shutout of the season with the 1-0 victory. Brian Barre provided the only scoring with a leadoff solo shot to right in the first. Chico went 7 1/3 innings, allowing five hits with five walks and three strikeouts to register his first collegiate win.

SCHEDULE CHANGE — The game originally scheduled at San Diego State on Tuesday (Feb. 19) has been moved to Monday (March 18). The game time will remain 5 p.m.

PAC-10 PRESEASON POLL — In a preseason poll of the Pac-10 coaches, USC was picked to finish second in the conference. Stanford (seven first-place votes) was picked to win the conference followed by USC (two first-place votes), Arizona State, California, Arizona, Washington, Oregon State, UCLA and Washington State.

THERE'S NO PLACE LIKE ROAD — With construction at Dedeaux Field, the Trojans will play their first 22 games on the road (the three-game series against Baylor, Feb. 15-17, was played at Dodger Stadium). The \$4 million project at Dedeaux Field, scheduled for completion in late March, will add a new clubhouse, players' lounge, expanded coaching offices and Hall of Fame and restrooms. Capacity at Dedeaux Field will be increased to 2,500 with additional seating on the first base side.

USC Rankings in the National Polls

	Week Record	Baseball America	Collegiate Baseball	USA Today/ESPN
Preseason	--	4th	4th	3rd
Feb. 11	1-2	6th	7th	7th
Feb. 18	1-3	18th	--	20th
Feb. 25	3-0	17th	--	20th

2002 Record Breakdown

1-run games	1-0	USC hits 0 home runs	2-4
2-run games	0-2	USC hits 1 home run	1-0
3-run games	2-1	USC hits 2+ home runs	2-1
4-run games	1-0		
5+ run games	1-2	USC makes 0 errors	2-1
		USC makes 1 error	0-3
USC scores first	4-1	USC makes 2+ errors	3-1
Opponent scores first	1-4		
		USC has more errors	1-2
Day games	3-3	Opponent has more errors	3-1
Night games	2-2	Errors are equal	1-2
Extrainings	0-0	USC draws more walks	2-0
		Opponent draws more walks	3-5
USC ahead after 5 innings	4-1	Walks are equal	0-0
USC behind after 5 innings	0-4		
Tied after 5 innings	1-0	On Mondays	0-0
		On Tuesdays	1-0
USC ahead after 8 innings	5-0	On Wednesdays	0-0
USC behind after 8 innings	0-5	On Thursdays	0-0
Tied after 8 innings	0-0	On Fridays	1-2
		On Saturdays	1-2
Against top 10 teams	0-0	On Sundays	2-1
Against top 25 teams	0-3		
		In February	5-5
USC scores 10+ runs	2-0	In March	0-0
Opponent scores 10+ runs	0-1	In April	0-0
		In May	0-0
USC has 0-9 hits	1-3	In June	0-0
USC has 10+ hits	4-2		
		Wearing white jerseys	0-2
USC has more hits	5-0	Wearing red jerseys	2-1
Opponent has more hits	0-3	Wearing grey jerseys	3-2
Hits are equal	0-2	Wearing black jerseys	0-0

The Mike Gillespie File



Mike Gillespie, one of the nation's top baseball coaches, is in very select company. By leading USC to the 1998 College World Series championship, he became one of only two people to both play for and coach an NCAA championship baseball team. The head coach at Troy was also the leftfielder on USC's NCAA title-winning team in 1961.

When Gillespie took over at USC in 1987, he inherited a Trojan baseball program that had made just one postseason appearance in eight years. Since then, he has led USC to playoff spots in 13 of his 15 seasons, including the Trojans' record-setting 12th national title in 1998. USC has also made four College World Series appearances in the last seven years, beginning in 1995 when the team made its first trip to Omaha in 17 years.

Now entering his 15th year, Gillespie has a career record of 613-337-2 (.645) at USC.

Gillespie served as the head coach of the 2000 USA Baseball National Team, made up of collegiate players. He guided the team to a 27-3-1 record, posting the highest winning percentage (.900) in history. The team reeled off a 21-game unbeaten streak at the end of the season, including the Haarlem Honkbal Week championship in the Netherlands. The team garnered the championship with an 8-5 win against Cuba. For his efforts, he was nominated by the United States Olympic Committee as the baseball coach of the year.

His teams have also won four Pacific-10 titles (winning Southern Division titles in 1991 — Troy's first league crown since 1978 — and back-to-back crowns in 1995 and 1996 and the 2001 conference title).

Gillespie was named the 1998 National Coach of the Year (by both Collegiate Baseball and the American Baseball Coaches Association), the Pac-10 Coach of the Year three times (1991-95-96) and the West Region Coach of the Year twice (1996 and 1998) by the American Baseball Coaches Association.

In 1998, the Trojans won their first national championship in 20 years. After losing their opener at the College World Series, they won five games in six days, including the title game against Arizona State, 21-14. Overall, the Trojans went 49-17 and placed second in the Pac-10 with a mark of 21-9.

Gillespie is married (Barbara, his wife, is also a USC alumnus) and has four children — Kelly Kreuter (whose husband, Chad, has been a catcher for the Anaheim Angels, Chicago White Sox, Detroit Tigers, Kansas City Royals, Seattle Mariners, Texas Rangers and is currently with the Los Angeles Dodgers), Mitch, Matt and Tiffany — and two grandchildren (Cade and Cole).

Gillespie's Coaching Benchmarks

- 1998 National Champions
- 4 Pacific-10 Titles
- 13 NCAA Regional Appearances
- 4 College World Series Appearances
- 1995 College World Series finalist
- 1998 National Coach of the Year
- 2000 USA National Team Head Coach
- 3-Time Pacific-10 Coach of the Year
- 2-Time West Region Coach of the Year
- 40 All-American Selections
- 13 Freshman All-American Selections
- 24 All-Region Selections
- 8 Pacific-10 Players/Pitchers of the Year
- 58 All-Pacific-10 First Team Selections
- 2 All-Academic Honorees
- 17 Major Leaguers
- 70 Players Drafted Professionally

Gillespie's Victory Milestones

- No. 100 vs. Stanford (10-4) April 16, 1989
- No. 200 vs. Portland (3-0) Feb. 21, 1992
- No. 300 vs. Washington St. (8-0) Feb. 2, 1995
- No. 400 vs. UC Santa Barbara (11-8) Feb. 11, 1997
- No. 500 vs. San Diego State (13-0) March 30, 1999
- No. 600 vs. Long Beach St. (10-2) May 15, 2001

Gillespie's Record at USC

YEAR	OVERALL				PAC-10			
	W	L	T	PCT.	W	L	PCT.	FINISH
1987	32	28	0	.533	12	18	.400	T-5th
1988	36	26	0	.581	13	17	.433	4th
1989	41	25	0	.621	16	14	.533	3rd
1990	40	22	0	.645	18	12	.600	3rd
1991	46	17	1	.727	23	7	.767	1st
1992	28	26	0	.519	13	17	.433	6th
1993	35	29	0	.547	15	15	.500	4th
1994	41	20	0	.672	19	11	.633	3rd
1995	49	21	0	.700	21	9	.700	1st
1996	44	16	1	.730	24	6	.800	1st
1997	42	20	0	.677	17	13	.567	3rd
1998	49	17	0	.742	21	9	.700	2nd
1999	36	26	0	.581	17	7	.708	2nd
2000	44	20	0	.688	16	8	.667	4th
2001	45	19	0	.703	18	6	.750	1st
2002	5	5	0	.500				
TOTALS	613	337	2	.645	263	169	.609	

A RECORD DAY — The Trojans produced 26 runs on 26 hits in a 26-4 win on Feb. 23 at UCLA. It was the highest output of runs in the all-time series against UCLA, dating back to 1921, and tied the largest margin of victory (22 runs). The Trojans also defeated the Bruins by 22 runs on March 23, 1958 (23-1). The 26 runs tied the most runs since May 25, 1990, when USC defeated Houston, 26-11, at the South I Regional in Baton Rouge, La. The number ties the mark for the third-highest number of runs produced in school history (the school record is 35, set on May 5, 1959, vs. Occidental). Ironically, the Trojans held a 24-0 lead in the seventh inning, three short of the football team's 27-0 shutout against UCLA last November at the Coliseum. The Trojans also scored 10 runs in the second innings, all of them with two outs. They were three runs away from tying the school record for most runs in an inning (13, twice...last time vs. UNC Greensboro on May 26, 1994, at the South Regional in Baton Rouge, La.).

COACH'S CORNER — Mike Gillespie, in his 16th season as the Trojans' head coach, has a 613-337-2 (.645) career record and has led USC to the 1998 national championship, four conference titles (1991, 1995, 1996, 2001), 13 trips to the NCAA Regionals in 15 years (reaching the regional finals 11 times), and trips to the 1995, 1998, 2000 and 2001 College World Series (Troy finished as the nation's runner-up in 1995). He was named the 1998 National Coach of the Year, the Pac-10 Coach of the Year three times (1991-95-96) and the West Region Coach of the Year twice (1996-98). The starting leftfielder on USC's 1961 NCAA-winning team, he is one of just two men who have both coached and played on championship teams. Gillespie also was named by the United States Olympic Committee as the baseball coach of the year after serving as the head coach for the 2000 U.S. National Team, which posted a 27-3-1 record and the best winning percentage in club history.

USC: PITCHING PERFECTION — A member of the Trojans' pitching staff has won the honor of Pac-10 Conference Pitcher of the Year four consecutive years. Seth Etherton (now with the Cincinnati Reds) won the honor in 1998, Barry Zito (Oakland Athletics) in 1999, Rik Currier, who earned Co-Pitcher of the Year honors, in 2000 and Mark Prior in 2001.

PLAYING FOR THE U.S.A. — The Trojans have four players with national team experience. Junior pitcher **Anthony Reyes** was a member of the 2000 and 2001 USA National Team. Freshman pitchers **Matt Chico** and **J.P. Howell** pitched for the 2000 and 2001 USA Junior National Team while junior pitcher **Chad Clark** pitched on the 1998 USA Junior National Team.

THE CRUSHER — Listed at 5-9, senior **Brian Barre** (Garden Grove/Pacifica HS) packs a big punch for the Trojans as the starting centerfielder. Barre currently is batting .342 (13-for-38) with a home run and six RBI. He went 5-for-13 (.385) with two RBI against Long Beach State (Feb. 8-10). Last year, Barre led the team in batting average (.345), home runs (13), stolen bases (20), slugging percentage (.560) and on-base percentage (.445). He also tied for the team lead with teammate Bill Peavey in RBI (48). For his efforts, he earned **All-Pac-10** honors.

CATCH A RISING STAR — Junior catcher **Alberto Concepcion** (El Segundo/El Segundo HS) has provided some power in the middle of the lineup this season. Concepcion is second on the team with a .378 batting average (14-for-37) with four doubles, one home run and five RBI. He went 5-for-11 (.455) with one RBI at Long Beach State (Feb. 8-10) and threw out three runners on six stolen base attempts against him. Before the start of the season, he earned **2002 Baseball America Preseason All-America second team** and **Collegiate Baseball Preseason All-America third team** honors. Last year, he batted .321 with seven home runs and 41 RBI. Defensively, he threw out 26 of 100 runners (26.0 %). He batted .299 in his 2000 freshman season with eight home runs and 22 RBI.

Dedeaux Field

You knew there had to be something special about Dedeaux Field from the day it first opened its gates on March 30, 1974.

Righthander Russ McQueen threw a no-hitter that afternoon in the first game ever played at Dedeaux Field as USC swept a doubleheader from California. The Trojans went on to win the national championship that year and Dedeaux Field has been their home ever since.

With dimensions of 335 feet down the right and left field lines, 365 in the right field power alleys and 375 to the left field power alleys, and 395 to straightaway center, Dedeaux Field is a natural grass field and seats more than 1,800. The outfield fences stand 10 feet high. The lighting is comparable to most professional baseball fields (with footcandle power of 82 in the infield and 71 in the outfield).

This season, Dedeaux Field will receive a makeover. The Trojans will move from the third base side to first base with the addition of a new locker room and players' lounge. The coaches' offices will be expanded, along with a renovated Hall of Fame as part of the project. New restrooms will also be added, along with additional seating with the new capacity set at 2,500.

USC at Dedeaux Field - Year-by-Year

1974	14-7	1989	21-13
1975	24-7	1990	24-6
1976	25-10	1991	31-6
1977	26-6	1992	17-9
1978	30-3	1993	20-11
1979	21-10	1994	22-7
1980	16-9	1995	21-9
1981	20-14	1996	23-7
1982	15-18	1997	19-6
1983	17-11-1	1998	20-9
1984	30-8	1999	24-10
1985	14-21	2000	20-7
1986	16-11	2001	26-5
1987	21-10	All-Time	596-260-1 (.696)
1988	19-10		

Pac-10 Standings

	Pac-10				Overall		
	W	L	Pct.	GB	W	L	Pct.
Arizona	---	---	---	---	14	4	.778
Washington	---	---	---	---	5	2	.714
Stanford	---	---	---	---	9	4	.692
Arizona State	---	---	---	---	8	5	.615
California	---	---	---	---	8	6	.571
USC	---	---	---	---	5	5	.500
Washington State	---	---	---	---	5	5	.500
Oregon State	---	---	---	---	5	6	.455
UCLA	---	---	---	---	7	9	.438

This Week's Schedule

Tuesday, Feb. 26

Centenary at California, 2 p.m.
 Washington at Portland, 2 p.m.
 New Mexico State at Arizona, 3 p.m.
 UC Santa Barbara at UCLA, 3 p.m.

Thursday, Feb. 28

Colorado Rockies at Arizona (Exh.), 1:05 p.m.

Friday, March 1

Gonzaga at Oregon State, 2 p.m.
 USC vs. Miami, 2:30 p.m.
 California at North Carolina, 3 p.m.
 Washington State at Troy State, 4 p.m.
 Cal Poly at Stanford, 6 p.m.
 UCLA at Tulane, 6:30 p.m.
 Utah at Washington, 6:30 p.m.
 Loyola Marymount at Arizona State, 6 p.m.

Saturday, March 2

Gonzaga at Oregon State, 1 p.m.
 Cal Poly at Stanford, 1 p.m.
 Utah at Washington, 1 p.m.
 California at North Carolina, 1:30 p.m.
 UCLA at Tulane, 2 p.m.
 USC vs. Houston, 2:30 p.m.
 Washington State vs. Kent State, 2:30 p.m.
 CS Dominguez Hills vs. Arizona, 5 p.m.
 Loyola Marymount at Arizona State, 7 p.m.

Sunday, March 3

Washington State vs. Kansas State, 10 a.m.
 Loyola Marymount at Arizona State, 1 p.m.
 Gonzaga at Oregon State, 1 p.m.
 Cal Poly at Stanford, 1 p.m.
 UCLA at Tulane, 1 p.m.
 Utah at Washington, 1 p.m.
 CS Dominguez Hills vs. Arizona, 1:30 p.m.
 California at North Carolina, 1:30 p.m.
 USC at Cal State Fullerton, 5:30 p.m.

BIG DADDY — Senior first baseman **Bill Peavey** (Brisbane/Serra HS) is coming off a career season where he batted .305 with seven home runs and 48 RBI, which tied teammate Brian Barre for the team lead. Peavey is batting .324 (11-for-34) this season with two home runs and nine RBI. He went 3-for-4 with a home run and two RBI on Feb. 24 in a 6-3 win at UCLA. Peavey hit two home runs on June 9, 2001, against Georgia at the College World Series in Omaha, including one hit over the 30-foot-fence in center field.



MAN ON THE MOON — Sophomore **Michael Moon** (Alta Loma/Rancho Cucamonga HS) provided a solid freshman season last year, batting .313 with six home runs and 35 RBI. This year, he is batting .278 (10-for-36) with eight RBI. He went 5-for-13 (.385) with three RBI at Long Beach State (Feb. 8-10), including a 4-for-4 afternoon on Sunday, Feb. 10. Last year, Moon went 7-for-13 (.538) with a triple, home run and five RBI at the NCAA Regional to earn **Most Outstanding Player** honors. He also stole home during the regional on May 25, 2001, vs. Oral Roberts. He delivered one of the most electrifying moments in the history of Dedeaux Field on May 26 during the NCAA Regional. Down 3-2 against Pepperdine with a runner at first, Moon hit a 1-2 pitch from Noah Lowry over the right field wall for the game-winning walk-off homer to cap a three-run rally in the bottom of the ninth.

LUNAR ECLIPSE — Junior second baseman **Anthony Lunetta** (Riverside/Arlington HS) is looking to continue his strong career at USC and rebound from right elbow surgery in the offseason. Lunetta, who earned **2002 Baseball America Preseason All-America second team** honors, was named as the **Pac-10 Freshman/Newcomer of the Year** in his 2000 freshman campaign after batting .343 with 12 home runs and 50 RBI. Last year, he led the Trojans with a .545 batting average (6-for-11) at the College World Series.

OH MY GOD, NILES! — He may not be the world-renowned Seattle radio-show host Frasier Crane, but sophomore **Fraser Dizard** (Edmonds, Wash./Meadowdale HS) is an important member of the Trojans' pitching staff. Dizard will see his first action of the season this weekend after battling a sore left elbow. He led the team in his 2001 freshman season with seven saves, going 3-3 with a 5.44 ERA. Dizard made six starts in 29 appearances (51 1/3 IP, 52 H, 30 BB, 47 SO).

NEWCOMERS TO WATCH — This season, a combination of freshmen and transfers will add some fresh faces to the Trojans' lineup. Senior transfer **Kris Cox** (Breckenridge, Colo.) is playing in left field after three seasons at Mississippi. Junior transfers **Travis McAndrews** (El Segundo/L.A. Harbor JC) and **David Gordon** (Sacramento/Sacramento CC) will battle for the starting spot in right field. Freshman **Joey Metropoulos** (Jamul/Monte Vista HS) has been playing as a designated hitter. Junior utility **Nick Mosich** (Santa Ana/Saddleback College/Notre Dame) has earned a spot in the lineup after a torrid offensive performance in the fall. Freshmen left-handed pitchers **Matt Chico** (Fallbrook/Fallbrook HS) and **J.P. Howell** (Sacramento/Jesuit HS), who were both second-round draft selections last year, have made an immediate impact in the starting rotation. With strong pitching as of late, freshman **Brett Bannister** (Paradise Valley, Ariz./Chaparral HS) is the younger brother of teammate Brian and has earned a spot in the rotation.

REALLY YOUNG GUNS — The Trojans have utilized an all-freshmen rotation of **Matt Chico**, **J.P. Howell** and **Brett Bannister** this season. In eight combined starts this season, the trio has a 2-0 record with a 2.12 ERA (42 1/3 IP, 34 H, 24 BB, 32 SO). Opponents are batting .223 against them.



USC All-Time Vs. Miami (4-8)

1974 - 3-7*; 7-3*
 1978 - 9-3*
 1981 - 6-7; 3-6; 9-10
 1985 - 1-11; 6-8
 1995 - 10-15*; 7-5*; 7-3*
 2001 - 3-4*
 *- Postseason




USC All-Time Vs. Houston (7-3)

1978 - 13-1; 10-4
 1989 - 8-2
 1990 - 26-11
 2000 - 2-3; 7-14; 4-8
 2001 - 6-3; 7-3; 4-3

USC All-Time Vs. Cal State Fullerton (29-30-1)

1969 - 3-2 (10)	1989 - 2-0; 9-8 (11)
1975 - 1-0; 4-4; 1-3*	1990 - 6-5; 5-4
1977 - 2-3	1991 - 7-4; 4-5
1978 - 10-9 (10); 9-6; 3-2 (11)*	1992 - 10-6; 4-3
1979 - 6-13	1993 - 3-9; 7-8; 5-2*; 5-2*
1980 - 2-4; 5-4	1994 - 4-3; 3-11; 4-1
1981 - 3-7; 12-11	1995 - 9-10; 7-4; 5-11*
1982 - 3-6 (11)	1996 - 4-17; 4-5
1983 - 5-7; 0-7	1997 - 2-0; 8-5
1984 - 3-4; 1-2; 6-10*	1998 - 3-2; 4-7
1985 - 7-2; 1-15; 10-3	1999 - 5-6; 5-7
1986 - 0-6; 4-16	2000 - 7-6; 4-5; 8-3; 8-3*
1987 - 0-8; 1-4	2001 - 6-5; 11-12
1988 - 7-3; 4-8	* - Postseason

BANNY SQUARED — Freshman **Brett Bannister** has been the most pleasant surprise this season. Bannister is 1-0 on the season with a 1.62 ERA, having allowed three earned runs in 16 2/3 innings of work. He made his first collegiate start on Feb. 17 vs. Baylor at Dodger Stadium and threw 5 1/3 scoreless innings (3 H, 2 BB, 5 SO) before leaving the game in the sixth after being struck by a line drive. X-rays were negative and Bannister pitched the following Sunday against UCLA. Bannister recorded his first win on Feb. 12 at UC Riverside (11-7), with 4 2/3 scoreless innings in relief (2 H, 1 BB, 4 SO). He and his brother, Brian, who is a junior pitcher for the Trojans, are the sons of Floyd, the former No. 1 draft pick out of Arizona State and major-league pitcher.

CHICO STATE — **Matt Chico** became the first freshman in head coach Mike Gillespie's 16-year career at USC to start a season opener. Despite picking up the loss on Feb. 8 at Long Beach State, Chico showed promise in the 2-0 defeat by pitching out of several jams. He went 4 1/3 innings, allowing two runs (one earned) on seven hits with three walks and four strikeouts. Chico showed his versatility by being the designated hitter the following day and playing in left field in the series finale on Feb. 10. He is 1-1 on the season with a 2.20 ERA (16 1/3 IP, 16 H, 12 BB, 13 SO, .254 opponents' batting average). Chico earned his first collegiate win on Feb. 22 at UCLA in a 1-0 victory, throwing 7 1/3 scoreless innings (5 H, 5 BB, 3 SO). He was selected in the second round (61st overall) by the Boston Red Sox in the 2001 draft.

JEWEL OF A PITCHER — Freshman **J.P. Howell** showed during his collegiate debut on Feb. 10 at Long Beach State why he was a second-round selection (52nd overall) by the Atlanta Braves in the 2001 draft. Howell went five innings to earn his first win in an 8-5 victory against the 49ers, allowing only one run on three hits with a walk and five strikeouts. He is 2-1 this season with a 2.40 ERA (15 IP, 12 H, 8 BB, 10 SO, .231 opponents' batting average). Howell earned his first collegiate win on Feb. 10 at Long Beach State (5 IP, 3 H, 1 R, 1 BB, 5 SO). He threw five scoreless innings, allowing four hits with one walk and two strikeouts on Feb. 23 at UCLA to get the win (26-4).

OUT OF NOWHERE — The most unheralded player on the Trojans' roster this season is junior **Nick Mosich**. Mosich earned the job as a starter after being the No. 3 catcher on the depth chart last year. He went 4-for-9 (.444) with two doubles during the Long Beach State series (Feb. 8-10) and leads the team with a .462 batting average (12-for-26).

HOT CORNER CAROUSEL — As the fourth different player to start at third base, senior **Matt Bonovich** (Sacramento/McClatchy HS/Sacramento CC) made the most of his start on Feb. 23 at UCLA. Bonovich went 4-for-6 with a home run and five RBI in a 26-4 win against the Bruins. He also made two diving catches on defense. For the season, Bonovich is batting .312 (5-for-16).

REYES OF SUNSHINE — With the loss of pitchers Mark Prior and Rik Currier, the Trojans will look to junior pitcher **Anthony Reyes** (Whittier/California HS) to assume the No. 1 spot on the weekend rotation. Reyes, however, will not pitch this weekend due to a sore right elbow and will be out at least two weeks. He earned **2002 Preseason All-America first team** honors by **Baseball America** and **Collegiate Baseball**. As the No. 3 starter on the team, Reyes posted a 5-4 record last year with a 3.72 ERA (109 IP, 111 H, 25 BB, 97 SO) and a 6-6 record with a 4.02 ERA in his 2000 freshman season (96 1/3 IP, 98 H, 45 BB, 86 SO).

INJURY REPORT:

- **Fraser Dizard** (LHP) - day-to-day, soreness in left elbow
- **David Gordon** (OF) - out two weeks, broken right thumb
- **Anthony Reyes** (RHP) - out two weeks, soreness in right elbow
- **Brian Bannister** (RHP) - out until late April or early May, surgery on right elbow

2002 Superlatives

Team Batting

At bats:	52	vs UCLA (Feb 23)
Runs scored:	26	vs UCLA (Feb 23)
Hits:	26	vs UCLA (Feb 23)
RBI's:	24	vs UCLA (Feb 23)
Doubles:	8	vs UCLA (Feb 23)
Triples:	1	(3 games - Last: vs. Baylor, Feb 15)
Home runs:	3	vs UCLA (Feb 23)
Total bases:	43	vs UCLA (Feb 23)
Walks:	8	vs UCLA (Feb 23)
Strikeouts:	13	vs UCLA (Feb 24)
Sac hits:	1	vs Long Beach State (Feb 09)
Sac flies:	3	vs Long Beach State (Feb 10)
Stolen bases:	3	vs UCLA (Feb 24)
Hit by pitch:	2	vs UCLA (Feb 23)
Caught stealing:	1	(5 games)
Runners LOB:	13	vs Baylor (Feb 15)
Hit into DP:	2	vs Long Beach State (Feb 10)

Team Fielding

Putouts:	27	(8 games)
Assists:	17	vs UCLA (Feb 23)
Errors:	3	vs UC Riverside (Feb 12)
Passed balls:	3	vs Baylor (Feb 15)
DPs turned:	1	(2 games)
	1	vs UC Riverside (Feb 12)
	3	vs Long Beach State (Feb 10)

Team Pitching

Innings pitched:	9.0	(8 games)
Walks allowed:	2	vs UCLA (Feb 24)
Strikeouts:	14	vs Baylor (Feb 15)
Hits allowed:	6	vs UCLA (Feb 22)
Wild pitches:	5	vs Baylor (Feb 15)
Hit batters:	3	vs Long Beach State (Feb 10)

Individual Batting

At bats:	8	Mark McCauley vs UCLA (Feb 23)
Runs scored:	3	Travis McAndrews vs UC Riverside (Feb 12)
	3	Mark McCauley vs UCLA (Feb 23)
Hits:	5	Travis McAndrews vs UC Riverside (Feb 12)

RBI's:	5	Matt Bonovich vs UCLA (Feb 23)
Doubles:	2	Bill Peavey vs UCLA (Feb 23)
	2	Alberto Concepcion vs UCLA (Feb 23)
Triples:	1	(3 times - Last: K. Cox vs. Baylor, Feb 15)
Home runs:	1	(8 games)
Total bases:	7	Matt Bonovich vs UCLA (Feb 23)
Walks:	2	(4 games)
Strikeouts:	3	(4 games)
Sac hits:	1	(3 times - Last: Moon vs UC Riverside, Feb 12)
Sac flies:	2	Bill Peavey vs Long Beach State (Feb 10)
Stolen bases:	1	(7 games)
Hit by pitch:	1	(5 games)
Caught stealing:	1	(5 games)
Runners LOB:	4	Matt Bonovich vs UCLA (Feb 24)

Individual Fielding

Putouts:	11	Alberto Concepcion vs UC Riverside (Feb 12)
Assists:	6	Anthony Lunetta vs Baylor (Feb 16)
	6	Rafael Torres vs UCLA (Feb 23)
Errors:	3	Nick Mosich vs Baylor (Feb 15)
Passed balls:	1	Alberto Concepcion vs Long Beach State (Feb 10)
	1	Alberto Concepcion vs UC Riverside (Feb 12)

Individual Pitching

Innings pitched:	7.1	Matt Chico vs UCLA (Feb 22)
Strikeouts:	6	Matt Chico vs Baylor (Feb 15)
Wild pitches:	3	J.P. Howell vs Long Beach State (Feb 10)
Hit batters:	3	J.P. Howell vs Long Beach State (Feb 10)

Miscellaneous

Longest Winning Streak:	3 games (2/22-Current)
Longest Losing Streak:	3 games (2/15-2/17)
Largest Margin of Victory:	22 runs (2/23 at UCLA)
Largest Margin of Defeat:	9 runs (2/15 vs. Baylor)
Most Runs:	26 runs (2/23 at UCLA)
Most Runs, Opponent:	18 runs (2/15 vs. Baylor)
Most Runs, Inning:	10 runs (2nd at UCLA on 2/23)
Most Runs, Inning, Opponent:	6 runs (6th vs. Baylor on 2/15)
Most Errors:	3 (2 times, - Last: vs. Baylor, 2/15)
Longest Game:	4:02 (2/15 vs. Baylor)
Shortest Game:	2:33 (2/22 at UCLA)
Largest Road Crowd:	2,110 (2/8 at Long Beach State)
Smallest Road Crowd:	597 (2/22 at UCLA)

Home Run Breakdown						Multi-hit Games					Multi-RBI Games						
Player	Solo	2R	3R	GS	Total	Last HR	2H	3H	4H	5H	Total	2BI	3BI	4BI	5BI	6+BI	Total
Brian Barre	1				1	2/22 at UCLA	3	1			4	2					2
Matt Bonovich		1			1	2/23 at UCLA			1		1				1		1
Alberto Concepcion	1				1	2/15 vs. Baylor	3	2			5						
Kris Cox			1		1	2/23 at UCLA	2	1			3	1	1				2
Anthony Lunetta							1	1			2	1					1
Travis McAndrews							1			1	2	1					1
Mark McCauley								1			1		1				1
Joey Metropoulous	1	1			2	2/24 at UCLA	1	1			2	1					1
Michael Moon							1		1		2	2	1				3
Michael Morales							1				1	1					1
Nick Mosich							3		1		4	1					1
Bill Peavey	2				2	2/24 at UCLA	3	1			4	2	1				3
Team Totals	5	2	1		8		19	8	3	1	31	12	4		1		17

2002 USC Trojans Baseball
Overall Statistics for USC Trojans (as of Feb 25, 2002)
(All games Sorted by Batting avg)

Record: 5-5 Home: 0-0 Away: 5-2 Neutral: 0-3 Conference: 0-0

Player	AVG	GP-GS	AB	R	H	2B	3B	HR	RBI	TB	SLG%	BB	HBP	SO	GDP	OB%	SF	SH	SB-ATT	PO	A	E	FLD%
45 Nick Mosich.....	.462	8-7	26	8	12	4	0	0	4	16	.615	1	0	5	0	.481	0	1	0-0	1	8	4	.692
13 Alberto Concepcio	.378	10-10	37	7	14	4	1	1	5	23	.622	2	3	8	0	.452	0	0	1-2	64	10	0	1.000
10 Travis McAndrews.	.371	9-8	35	4	13	0	0	0	4	13	.371	1	1	4	2	.405	0	0	0-0	17	1	1	.947
41 Michael Morales..	.357	8-3	14	4	5	0	0	0	2	5	.357	1	0	3	0	.400	0	0	0-0	9	0	0	1.000
6 Brian Barre.....	.342	10-10	38	9	13	2	1	1	6	20	.526	7	0	7	0	.444	0	0	3-4	18	0	1	.947
2 Kris Cox.....	.333	9-7	24	6	8	2	1	1	5	15	.625	1	0	5	0	.360	0	0	1-1	11	0	1	.917
50 Bill Peavey.....	.324	10-10	34	6	11	2	0	2	9	19	.559	4	0	7	0	.375	2	0	2-2	70	5	1	.987
8 Matt Bonovich....	.312	6-2	16	1	5	0	0	1	5	8	.500	1	0	4	0	.353	0	0	0-0	7	2	0	1.000
47 Jon Brewster.....	.308	8-3	13	0	4	0	0	0	0	4	.308	0	0	2	0	.308	0	0	0-3	2	11	0	1.000
21 Joey Metropoulos.	.300	7-7	20	6	6	0	0	2	3	12	.600	3	0	5	0	.391	0	1	0-0	0	2	1	.667
4 Michael Moon.....	.278	10-10	36	5	10	1	0	0	8	11	.306	3	1	4	0	.341	1	1	0-0	21	26	0	1.000
12 Mark McCauley....	.273	5-1	11	3	3	1	0	0	3	4	.364	0	0	2	0	.273	0	0	0-0	9	0	0	1.000
24 Anthony Lunetta..	.238	10-10	42	4	10	3	0	0	3	13	.310	3	0	6	4	.283	1	0	0-0	24	23	0	1.000
5 Matt Chico.....	.100	4-3	10	1	1	0	0	0	1	1	.100	1	0	3	1	.167	1	0	0-0	2	0	0	1.000

31 Dale Legaspi.....	1.000	1-0	1	1	1	1	0	0	1	2	2.000	0	0	0	0	.500	1	0	0-0	3	2	0	1.000
35 Rafael Torres....	.200	4-0	5	2	1	0	0	0	0	1	.200	1	0	2	0	.333	0	0	0-0	2	6	2	.800
32 Spencer Gordon...	.000	4-0	8	0	0	0	0	0	0	0	.000	0	0	2	0	.000	0	0	0-0	2	0	0	1.000
46 Jon Williams.....	.000	1-0	1	0	0	0	0	0	0	0	.000	0	0	0	0	.000	0	0	0-0	0	0	0	.000
Totals.....	.315	10-10	371	67	117	20	3	8	59	167	.450	29	5	69	7	.367	6	3	7-12	264	108	13	.966
Opponents.....	.265	10-10	336	57	89	15	1	5	47	121	.360	63	8	70	10	.389	4	4	12-16	270	99	15	.961

LOB - Team (77), Opp (94). DPs turned - Team (11), Opp (8). IBB - Team (3), Barre 1, Peavey 1, Moon 1. Picked off - Barre 1.

(All games Sorted by Earned run avg)

Player	ERA	W-L	APP	GS	CG	SHO/CBO	SV	IP	H	R	ER	BB	SO	2B	3B	HR	AB	B/Avg	WP	HBP	BK	SFA	SHA
40 Cory Campos.....	0.00	0-0	3	0	0	0/0	0	4.1	4	3	0	1	6	0	0	1	16	.250	0	0	0	0	0
29 Brett Bannister..	1.62	1-0	4	2	0	0/0	0	16.2	10	5	3	8	13	6	0	0	58	.172	0	0	0	2	0
5 Matt Chico.....	2.20	1-1	3	3	0	0/1	0	16.1	16	6	4	12	13	3	0	1	63	.254	1	1	0	1	0
33 J.P. Howell.....	2.40	2-1	3	3	0	0/0	0	15.0	12	5	4	8	10	0	0	0	52	.231	3	4	0	0	1
46 Jon Williams.....	3.68	1-1	6	0	0	0/1	1	7.1	7	5	3	2	1	0	0	1	30	.233	0	1	0	0	0
42 Bret Butler.....	5.06	0-0	3	0	0	0/0	0	5.1	5	3	3	3	3	0	0	1	18	.278	1	1	0	0	1
18 Mark Todd.....	5.40	0-0	3	0	0	0/0	0	1.2	2	1	1	2	2	0	0	0	6	.333	0	0	0	0	0
26 Jordan Olson.....	6.00	0-1	3	0	0	0/0	0	9.0	11	7	6	7	10	4	0	0	37	.297	2	0	0	0	1
30 Clayton Wentworth	9.82	0-0	4	0	0	0/0	0	3.2	8	7	4	5	3	1	1	0	20	.400	2	1	0	0	0
25 Chad Clark.....	15.43	0-1	4	2	0	0/0	0	7.0	12	12	12	12	6	1	0	1	29	.414	2	0	0	1	1
28 Josh Rummonds....	16.20	0-0	2	0	0	0/0	0	1.2	2	3	3	3	3	0	0	0	7	.286	1	0	0	0	0
Totals.....	4.40	5-5	10	10	0	1/1	1	88.0	89	57	43	63	70	15	1	5	336	.265	12	8	0	4	4
Opponents.....	5.60	5-5	10	10	2	1/1	3	90.0	117	67	56	29	69	20	3	8	371	.315	6	5	5	6	3

PB - Team (2), Concepcion 2. Pickoffs - Team (0), Opp (1). SBA/ATT - Concepcion (12-16), Chico (5-7), Howell (3-3), Clark (2-2), Wentworth (1-2), Williams (1-1), Butler (0-1).

2002 USC Trojans Baseball
Overall Statistics for USC Trojans (as of Feb 25, 2002)
(All games Sorted by Fielding pct)

Player	C	PO	A	E	FLD%	DPs	SBA	CSB	SBA%	PB	CI
13 Alberto Concepcio	74	64	10	0	1.000	1	12	4	.750	2	0
24 Anthony Lunetta..	47	24	23	0	1.000	6	0	0	---	0	0
4 Michael Moon.....	47	21	26	0	1.000	6	0	0	---	0	0
47 Jon Brewster.....	13	2	11	0	1.000	0	0	0	---	0	0
8 Matt Bonovich....	9	7	2	0	1.000	0	0	0	---	0	0
12 Mark McCauley....	9	9	0	0	1.000	1	0	0	---	0	0
41 Michael Morales..	9	9	0	0	1.000	0	0	0	---	0	0
29 Brett Bannister..	5	1	4	0	1.000	0	0	0	---	0	0
31 Dale Legaspi.....	5	3	2	0	1.000	1	0	0	---	0	0
33 J.P. Howell.....	4	1	3	0	1.000	0	3	0	1.000	0	0
32 Spencer Gordon...	2	2	0	0	1.000	0	0	0	---	0	0
5 Matt Chico.....	2	2	0	0	1.000	0	5	2	.714	0	0
42 Bret Butler.....	1	0	1	0	1.000	1	0	1	.000	0	0
30 Clayton Wentworth	1	0	1	0	1.000	0	1	1	.500	0	0
40 Cory Campos.....	1	0	1	0	1.000	0	0	0	---	0	0
50 Bill Peavey.....	76	70	5	1	.987	10	0	0	---	0	0
6 Brian Barre.....	19	18	0	1	.947	0	0	0	---	0	0
10 Travis McAndrews..	19	17	1	1	.947	0	0	0	---	0	0
2 Kris Cox.....	12	11	0	1	.917	0	0	0	---	0	0
35 Rafael Torres....	10	2	6	2	.800	1	0	0	---	0	0
45 Nick Mosich.....	13	1	8	4	.692	1	0	0	---	0	0
26 Jordan Olson.....	3	0	2	1	.667	0	0	0	---	0	0
21 Joey Metropoulos..	3	0	2	1	.667	1	0	0	---	0	0
25 Chad Clark.....	1	0	0	1	.000	0	2	0	1.000	0	0
46 Jon Williams.....	0	0	0	0	.000	0	1	0	1.000	0	0
18 Mark Todd.....	0	0	0	0	.000	0	0	0	---	0	0
28 Josh Rummonds....	0	0	0	0	.000	0	0	0	---	0	0
Totals.....	385	264	108	13	.966	11	12	4	.750	2	0
Opponents.....	384	270	99	15	.961	8	7	5	.583	0	0

Hitting minimums - 1 Games 1.0 AB/Game

Pitching minimums - 1 Games

2002 USC Trojans Baseball
 Game Results for USC Trojans (as of Feb 25, 2002)
 (All games)

Game date	Opposing team	Score	r	h	e/	r	h	e	Inns	Overall	Conference	Pitcher of record	Attend	Time
-----	-----	----	-----	-----	-----	-----	-----	-----	----	-----	-----	-----	-----	----
Feb 08, 2002	at Long Beach State	0-2 L	0	3	1/	2	8	1	9	0-	1- 0	Chico (L 0-1)	2110	3:14
Feb 09, 2002	at Long Beach State	4-7 L	4	10	0/	7	10	2	9	0-	2- 0	Clark (L 0-1)	1386	3:33
Feb 10, 2002	at Long Beach State	W 8-5	8	16	2/	5	7	2	9	1-	2- 0	Howell (W 1-0)	1432	3:50
Feb 12, 2002	at UC Riverside	W 11-7	11	19	3/	7	10	0	9	2-	2- 0	Bt.Bannister (W 1-0)	640	3:39
Feb 15, 2002	vs Baylor	9-18 L	9	15	3/	18	15	3	9	2-	3- 0	Williams (L 0-1)	615	4:02
Feb 16, 2002	vs Baylor	1-8 L	1	2	1/	8	10	0	9	2-	4- 0	Howell (L 1-1)	525	2:36
Feb 17, 2002	vs Baylor	1-3 L	1	5	1/	3	8	0	9	2-	5- 0	Olson (L 0-1)	435	2:34
Feb 22, 2002	at UCLA	W 1-0	1	8	0/	0	6	1	9	3-	5- 0	Chico (W 1-1)	597	2:33
Feb 23, 2002	at UCLA	W 26-4	26	26	2/	4	8	5	9	4-	5- 0	Howell (W 2-1)	867	3:11
Feb 24, 2002	at UCLA	W 6-3	6	13	0/	3	7	1	9	5-	5- 0	Williams (W 1-1)	1012	3:03

* = Pac-10 Conference game

() extra inning game

2002 USC Trojans Baseball
 Games Summary for USC Trojans (as of Feb 25, 2002)
 (All games)

Inning-by-inning summary:

	1	2	3	4	5	6	7	8	9	Total
	--	--	--	--	--	--	--	--	--	-----
USC Trojans	8	13	4	12	9	7	8	5	1	67
Opponents	13	6	0	4	1	12	5	7	9	57

Win-loss summary:

	W	L	T	Pct
	--	--	--	-----
Total	5	5	0	.500
Conference	0	0	0	.000
Non-Conf	5	5	0	.500
Home	0	0	0	.000
Away	5	2	0	.714
Neutral	0	3	0	.000
Day	3	3	0	.500
Nite	2	2	0	.500
vs Left	2	2	0	.500
vs Right	3	3	0	.500
1-Run games	1	0	0	1.000
2-Run games	0	2	0	.000
5+Run games	1	2	0	.333
Extra inns	0	0	0	.000
Shutouts	1	1	0	.500

General summary:

Current winning streak : 3
 Longest winning streak : 3
 Longest losing streak : 3

Home attendance : 0 (0 dates avg = 0)
 Away attendance : 9619 (10 dates avg = 961)
 Total attendance: 9619 (10 dates avg = 961)