


Record Book



Individual Records

1,000 Point Club

No.	Name (Years)	Points
1.	Carlton Owens (1984-88)	2,114
2.	Tyson Wheeler (1994-98)	1,918
3.	Sly Williams (1976-79)	1,777
4.	Steve Chubin (1962-64, 65-66)	1,751
5.	Pappy Owens (1979-83)	1,750
6.	Kenny Green (1985-90)	1,724
7.	John Fultz (1967-70)	1,576
8.	Antonio Reynolds-Dean (1994-98)	1,576
9.	Tom Garrick (1984-88)	1,573
10.	Jiggy Williamson (1974-78)	1,531
11.	Ernie Calverley (1943-46)	1,522
12.	Andre Samuel (1990-94)	1,490
13.	Bill Von Weyhe (1954-57)	1,479
14.	Ron Marozzi (1954-57)	1,466
15.	Art Stephenson (1965-68)	1,458
16.	Eric Leslie (1988-91)	1,453
17.	Steve Rowell (1970-73)	1,447
18.	Stan Stutz (1938-40, 41-42)	1,442
19.	Stan Wright (1974-78)	1,346
20.	Cuttino Mobley (1994-98)	1,334
21.	Jimmy Wright (1977-81)	1,333
22.	Bill Baird (1950-53)	1,307
23.	John Evans (1985-89)	1,297
24.	Dennis McGovern (1962-65)	1,295
25.	Carlos Cofield (1990-94)	1,234
26.	Jeff Kent (1988-92)	1,231
27.	Abdul Fox (1991-94)	1,224
28.	Chet Jaworski (1936-39)	1,217
29.	Brian Woodward (2000-04)	1,215
30.	Dave Ricerto (1959-62)	1,213
31.	Preston Murphy (1995-99)	1,210
32.	Fred Conley (1938-41)	1,187
33.	Fred Cogleton (1950-53)	1,175
34.	Bruce Blount (1946-50)	1,163
	Barry Multer (1957-58, 59-61)	1,163
36.	Mike Brown (1989-93)	1,156
37.	Tavorris Bell (1998-01)	1,147
38.	Larry Johnson (1965-68)	1,117
39.	Charlie Lee (1960-63)	1,110
40.	Dave Stenhouse (1952-55)	1,077
41.	Ken Goodwin (1946-49)	1,048
42.	Dustin Hellenga (2001-04)	1,040
43.	Marc Upshaw (1979-80)	1,013



Carlton "Silk" Owens is URI's all-time leading scorer, with 2,114 points in his four-year career (1984-88)

Most Points Scored

Half

- 33, Tom Harrington vs. Brandeis, Feb. 4, 1959
- 31, Dennis McGovern vs. Manhattan, Feb. 15, 1964
- 29, John Fultz vs. American, Feb. 10, 1969

Game

- 50, Tom Harrington vs. Brandeis, Feb. 4, 1959
- 50, Tom Garrick vs. Rutgers, March 7, 1988
- 48, Ernie Calverley vs. Maine, Jan. 14, 1944
- 46, John Fultz vs. Connecticut, March 11, 1969
- 44, Chet Jaworski vs. Arnold, Dec. 14, 1939
- 44, Sly Williams vs. Detroit, Jan. 6, 1979
- 42, Ernie Calverley vs. Camp Edwards, Dec. 14, 1944
- 41, Ernie Calverley vs. Massachusetts, Feb. 5, 1943
- 40, Stan Stutz vs. Connecticut, Feb. 24, 1940
- 40, Fred Conley vs. Worcester Tech, Feb. 17, 1941
- 40, Dennis McGovern vs. Manhattan, Feb. 15, 1964
- 40, Dennis McGovern vs. Boston College, Jan. 12, 1965
- 40, Art Stephenson vs. St. Bonaventure, Dec. 26, 1966
- 40, Larry Johnson vs. Maine, Dec. 9, 1967

Season

- 762, Carlton Owens, 1987-88
- 718, Tom Garrick, 1987-88
- 693, Sly Williams, 1978-79
- 659, Steve Chubin, 1965-66
- 645, Eric Leslie, 1989-90
- 639, Pappy Owens, 1982-83
- 592, Bill Von Weyhe, 1955-56
- 586, Cuttino Mobley, 1997-98
- 582, Steve Chubin, 1963-64
- 576, John Fultz, 1968-69

Highest Scoring Average

Season

- 26.7, Ernie Calverley, 1943-44 (led nation)
- 23.9, Sly Williams, 1979-80
- 23.7, Bill Von Weyhe, 1956-57
- 23.5, Steve Chubin, 1966-67
- 23.1, Stan Stutz, 1939-40 (1st in nation)
- 23.0, John Fultz, 1969-70
- 23.0, Eric Leslie, 1990-91
- 22.9, Steve Rowell, 1973-74
- 22.6, Chet Jaworski, 1938-39 (led nation)
- 22.3, Pappy Owens, 1983-84

Career

- 22.6, Bill Von Weyhe, 1955-57
- 22.4, John Fultz, 1969-70
- 21.8, Steve Chubin, 1961-65
- 21.1, Dennis McGovern, 1963-65
- 20.9, Sly Williams, 1976-79
- 20.4, Art Stephenson, 1966-68
- 20.1, Ronnie Marozzi, 1955-58
- 19.3, Eric Leslie, 1988-91
- 18.9, Bill Baird, 1950-53
- 18.6, Steve Rowell, 1970-73

Most Field Goals Made

Game

- 21, Chet Jaworski vs. Arnold, Dec. 14, 1939
- 21, Ernie Calverley vs. Maine, Jan. 14, 1944
- 19, Ernie Calverley vs. Massachusetts, Feb. 5, 1943
- 19, Ernie Calverley vs. Northeastern, Feb. 12, 1944
- 19, Tom Garrick vs. Rutgers, March 7, 1988
- 18, Stan Stutz vs. Connecticut, Feb. 24, 1940

- 18, Dennis McGovern vs. Manhattan, Feb. 15, 1964
- 18, Dennis McGovern vs. Northeastern, Jan. 20, 1965
- 18, Sly Williams vs. Detroit, Jan. 6, 1979
- 17, Chet Jaworski vs. Maine, Feb. 22, 1939
- 17, Ernie Calverley vs. Camp Edwards, Dec. 14, 1944
- 17, Dave Ricerto vs. Georgetown, Feb. 27, 1960
- 17, Larry Johnson vs. Maine, Dec. 9, 1967
- 17, John Fultz vs. Connecticut, March 11, 1969

Season

- 279, Sly Williams, 1978-79
- 273, Tom Garrick, 1987-88
- 268, Carlton Owens, 1987-88
- 264, Pappy Owens, 1982-83
- 251, Dennis McGovern, 1963-64
- 244, Bill Baird, 1952-53
- 232, Steve Rowell, 1972-73
- 230, John Fultz, 1969-70
- 227, Steve Chubin, 1965-66
- 226, Ernie Calverley, 1943-44

Career

- 766, Carlton Owens, 1984-88
- 725, Pappy Owens, 1979-83
- 716, Sly Williams, 1976-79
- 636, Tyson Wheeler, 1994-98
- 629, Kenny Green, 1985-90
- 635, John Fultz, 1967-70
- 622, Steve Chubin, 1962-66
- 599, Antonio Reynolds-Dean, 1995-99
- 584, Tom Garrick, 1984-88
- 572, Charlie Lee, 1960-63
- 572, Dennis McGovern, 1962-65

Most Field Goals Attempted

Game

- 32, Dennis McGovern vs. Northeastern, Jan. 20, 1965
- 29, Dennis McGovern vs. Manhattan, Feb. 15, 1964
- 27, Bob Logan vs. New Hampshire, Feb. 15, 1963
- 26, Tom Garrick vs. Rutgers, March 7, 1988
- 25, Dave Ricerto vs. Georgetown, Feb. 27, 1960
- 25, Lamar Odum vs. Temple, Feb. 6, 1999
- 24, Dawan Robinson vs. Fordham, Feb. 12, 2006
- 23, Tyson Wheeler vs. Saint Joseph's, Jan. 6, 1998
- 22, Eric Leslie vs. Florida State, Dec. 29, 1989
- 22, Cuttino Mobley vs. Geo. Washington, Jan. 24, 1995

Season

- 590, Pappy Owens, 1982-83
- 581, Tom Garrick, 1987-88
- 557, Carlton Owens, 1987-88
- 532, Sly Williams, 1978-79
- 506, Eric Leslie, 1989-90
- 501, Dennis McGovern, 1963-64
- 496, Sly Williams, 1976-77
- 480, Steve Chubin, 1965-66
- 465, Steve Rowell, 1972-73
- 465, John Fultz, 1968-69

Career

- 1,647, Carlton Owens, 1984-88
- 1,584, Pappy Owens, 1979-83
- 1,545, Tyson Wheeler, 1994-98
- 1,444, Sly Williams, 1976-79
- 1,314, John Fultz, 1967-70
- 1,298, Steve Chubin, 1962-65
- 1,243, Antonio Reynolds-Dean (1995-99)
- 1,231, Tom Garrick, 1984-88
- 1,151, Steve Rowell, 1970-73
- 1,150, Eric Leslie, 1988-91

Individual Records

Highest Field Goal Percentage

Game (minimum 10 attempted)

1.000 (10-10), Kenny Green vs. GW, Jan. 18, 1988
 .909 (10-11), Antonio Reynolds-Dean vs. GW, March 5, 1999
 .900 (9-10), Jim Wright vs. Duquesne, Dec. 6, 1980
 .900 (9-10), Roland Houston vs. Brown, Feb. 23, 1982
 .818 (9-11), Preston Murphy vs. Temple, Jan. 16, 1999
 .800 (8-10), Jeff Kent vs. Temple, Feb. 3, 1990
 .800 (8-10), Joshua King vs. Boston Univ., Nov. 30, 1997
 .750 (15-20), Tom Harrington vs. Brandeis, Feb. 14, 1958
 .750 (15-20), Marc Upshaw vs. Widener, Jan. 5, 1982
 .750 (9-12), Kevin Whiting vs. UALR, Dec. 27, 1982

Season (minimum five made per game)

.612 (175-286), Kenny Green, 1987-88
 .593 (128-216), Art Stephenson, 1965-66
 .556 (145-261), John Evans, 1988-89
 .550 (224-407), Dennis McGovern, 1964-65
 .549 (117-213), Tavorris Bell, 1998-99
 .541 (225-416), Sly Williams, 1977-78
 .540 (176-326), Art Stephenson, 1966-67
 .536 (150-280), Tavorris Bell, 2000-01
 .530 (151-285), Tavorris Bell, 1999-00
 .524 (279-532), Sly Williams, 1978-79

Career

.545 (481-883), Art Stephenson, 1965-68
 .537 (418-778), Tavorris Bell, 1998-01
 .528 (572-1,083), Dennis McGovern, 1962-65
 .522 (616-1,179), Kenny Green, 1985-90
 .510 (353-692), Michael Andersen, 1993-97
 .501 (469-937), Jimmy Wright, 1978-81
 .491 (474-966), John Evans, 1985-89
 .496 (716-1,444), Sly Williams, 1976-79
 .488 (495-1,105), Jimmy Wright, 1977-81
 .483 (635-1,314), John Fultz, 1967-70

Most Three-Point Goals Made

Game

9, Tyson Wheeler vs. Saint Joseph's, Jan. 6, 1998
 8, Tyson Wheeler vs. Temple, Feb. 13, 1996
 8, Cuttino Mobley vs. Temple, Jan. 4, 1998
 8, Preston Murphy vs. Temple, Jan. 16, 1999
 7, Dustin Hellenga vs. Yale, Dec. 11, 2001
 6, Cuttino Mobley vs. West Virginia, Feb. 15, 1995
 6, Tyson Wheeler vs. Fordham, Feb. 11, 1997
 6, Dawan Robinson vs. Charlotte, Dec. 23, 2003
 5, Tom Garrick vs. Rutgers, March 7, 1988
 5, Joshua King vs. Southern Cal, Dec. 30, 1995
 5, Tyson Wheeler vs. San Francisco, Dec. 29, 1996
 5, Tyson Wheeler vs. Virginia Tech, Jan. 18, 1997
 5, Tyson Wheeler vs. Saint Joseph's, March 8, 1997
 5, Joshua King vs. La Salle, Jan. 13, 1998
 5, Howard Smith vs. Temple, Jan. 12, 2002
 5, Dustin Hellenga vs. Providence, Dec. 6, 2003
 5, Dawan Robinson vs. Vermont, Dec. 30, 2003
 5, Dawan Robinson vs. St. Bonaventure, Feb. 22, 2004
 5, Dustin Hellenga vs. West Virginia, March 19, 2004
 5, Dawan Robinson at Charlotte, Jan. 4, 2006

Season

91, Tyson Wheeler, 1997-98
 82, Tyson Wheeler, 1996-97
 79, Abdul Fox, 1993-94
 79, Tyson Wheeler, 1995-96
 69, Cuttino Mobley, 1997-98

68, Carlton Owens, 1987-88
 66, Dustin Hellenga, 2003-04
 58, Carlton Owens, 1986-87
 56, Dawan Robinson, 2003-04
 55, Joshua King, 1997-98
 55, Preston Murphy, 1998-99

Career

302, Tyson Wheeler, 1994-98
 181, Preston Murphy, 1995-99
 172, Dustin Hellenga, 2001-04
 156, Abdul Fox, 1990-94
 146, Cuttino Mobley, 1994-98
 143, Joshua King, 1995-98
 134, Carlos Cofield, 1990-94
 130, Mike Brown, 1989-93
 126, Carlton Owens, 1984-88
 107, Dawan Robinson, 2002-06

Most Three-Point Goals Attempted

Game

15, Tyson Wheeler vs. Saint Joseph's, Jan. 6, 1998
 13, Cuttino Mobley vs. Temple, Jan. 4, 1998
 12, Tyson Wheeler vs. Temple, Feb. 13, 1996
 12, Tyson Wheeler vs. Temple, Feb. 16, 1997
 12, Tyson Wheeler vs. Temple, March 7, 1997
 11, Cuttino Mobley vs. Temple, Jan. 28, 1995
 11, Tyson Wheeler vs. Texas, Nov. 27, 1996
 11, Tyson Wheeler vs. Saint Joseph's, March 8, 1997
 11, Cuttino Mobley vs. St. Bonaventure, Jan. 17, 1998
 11, Dustin Hellenga vs. Yale, Dec. 11, 2001
 11, Dawan Robinson vs. Xavier, Feb. 25, 2006
 11, Jimmy Baron vs. Xavier, Feb. 25, 2006

Season

251, Tyson Wheeler, 1997-98
 215, Tyson Wheeler, 1996-97
 213, Tyson Wheeler, 1995-96
 204, Dustin Hellenga, 2003-04
 179, Abdul Fox, 1993-94
 166, Cuttino Mobley, 1997-98
 156, Dustin Hellenga, 2001-02
 153, Joshua King, 1995-96
 153, Preston Murphy, 1998-99
 148, Carlton Owens, 1987-88

Career

563, Tyson Wheeler, 1994-97
 546, Dustin Hellenga, 2001-04
 476, Preston Murphy, 1998-99
 426, Carlos Cofield, 1990-94
 412, Cuttino Mobley, 1994-98
 396, Abdul Fox, 1991-94
 381, Joshua King, 1995-98
 337, Mike Brown, 1989-93
 329, Dawan Robinson, 2002-06
 273, Carlton Owens, 1984-88

Three-Point Field Goal Percentage

Game (minimum five attempted)

1.000 (5-5), Joshua King vs. BU, Nov. 30, 1997
 .889 (8-9), Preston Murphy vs. Temple, Jan. 16, 1999
 .833 (5-6), Cuttino Mobley vs. Texas, Nov. 27, 1996
 .833 (5-6), Howard Smith vs. Temple, Jan. 12, 2002
 .833 (5-6), Dawan Robinson at Charlotte, Jan. 4, 2006
 .800 (4-5), Tyson Wheeler vs. La Salle, March 6, 1996

.800 (4-5), Tyson Wheeler vs. FDU, Nov. 30, 1996
 .778 (7-9), Tyson Wheeler vs. Ohio, Dec. 22, 1997
 .714 (5-7), Preston Murphy vs. PC, Dec. 9, 1997
 .667 (6-9), Tyson Wheeler vs. Fordham, Feb. 11, 1997
 .667 (4-6), Joshua King vs. UNLV, Dec. 13, 1997

Season (minimum two made per game)

.464 (58-125), Carlton Owens, 1986-87
 .459 (68-148), Carlton Owens, 1987-88
 .456 (31-68), Mike Brown, 1989-90
 .449 (40-89), Herb Dixon, 1988-89
 .445 (37-83), Ric Blevins, 1986-87
 .441 (79-179), Abdul Fox, 1993-94
 .422 (43-102), Preston Murphy, 1995-96
 .416 (69-166), Cuttino Mobley, 1998-97
 .407 (55-135), Joshua King, 1997-98

Career

.462 (126-273), Carlton Owens, 1984-88
 .444 (52-117), Tom Garrick, 1986-88
 .407 (70-172), Jeff Kent, 1989-92
 .394 (156-396), Abdul Fox, 1991-93
 .382 (47-123), Jason Alexander, 1991-93
 .380 (181-476), Preston Murphy, 1995-99
 .375 (143-381), Joshua King, 1995-98
 .371 (302-814), Tyson Wheeler, 1994-98
 .365 (123-37), Mike Brown, 1989-93
 .362 (85-235), Eric Leslie, 1988-91

Most Free Throws Made

Game

20, Tom Harrington vs. Brandeis, Feb. 4, 1959
 19, Bill Von Weyhe vs. New Hampshire, Feb. 11, 1956
 17, Zach Marbury vs. La Salle, Jan. 27, 2001
 16, Steve Chubin vs. Maine, Feb. 22, 1964
 16, Steve Chubin vs. Boston College, Jan. 5, 1966
 16, Tony Taylor vs. West Virginia, Jan. 12, 1984
 16, Brian Woodward vs. Yale, Jan. 7, 2004
 15, Tom Harrington, Feb., 1959
 14, Ronnie Marozzi vs. Connecticut, March 2, 1957
 14, Art Stephenson vs. St. Bonaventure, Dec. 26, 1966



Tyson Wheeler (1994-98) was a standout guard for the Rams and holds the team's single-game record with nine three-pointers vs. St. Joseph's on Jan. 6, 1998

Individual Records

Season

205, Steve Chubin, 1965-66
 190, Art Stephenson, 1966-67
 189, Art Stephenson, 1967-68
 180, Bill Von Weyhe, 1955-56
 176, Eric Leslie, 1989-90
 168, Steve Chubin, 1963-64
 159, Bill Baird, 1952-53
 158, Carlton Owens, 1987-88
 149, Ronnie Marozzi, 1956-57
 145, Ronnie Marozzi, 1955-56

Career

569, Steve Chubin, 1962-66
 539, Steve Rowell, 1970-73
 532, Carlton Owens, 1984-88
 496, Art Stephenson, 1965-68
 465, Kenny Green, 1985-90
 435, Ronnie Marozzi, 1954-57
 420, Andre Samuel, 1990-94
 378, Eric Leslie, 1988-91
 374, Antonio Reynolds-Dean, 1995-99
 367, Bill Von Weyhe, 1954-57

Most Free Throws Attempted

Game

23, Tom Harrington vs. Brandeis, Feb. 4, 1959
 21, Bill Von Weyhe vs. New Hampshire, Feb. 11, 1956
 20, Steve Chubin vs. Boston College, Jan. 5, 1966
 20, Zach Marbury vs. La Salle, Jan. 27, 2001
 19, Steve Chubin vs. Maine, Feb. 22, 1964
 18, Bill Baird vs. Providence, Feb. 10, 1953
 18, Tony Taylor vs. West Virginia, Jan. 12, 1984
 17, Dave Ricerto vs. Brown, Dec. 5, 1959
 16, Bill Baird vs. Brown, Jan. 31, 1953
 16, Ronnie Marozzi vs. Connecticut, March 2, 1957
 16, Mark Cyzinski vs. Vermont, Jan. 31, 1976
 16, Brian Woodward vs. Yale, Jan. 7, 2004

Season

256, Art Stephenson, 1966-67
 252, Art Stephenson, 1967-68
 247, Steve Chubin, 1965-66
 244, Bill Baird, 1952-53
 230, Ronnie Marozzi, 1954-55
 218, Eric Leslie, 1989-90
 210, Ronnie Marozzi, 1955-56
 210, Zach Marbury, 2000-01
 209, Ronnie Marozzi, 1956-57
 208, Bill Von Weyhe, 1955-56

Career

672, Art Stephenson, 1965-68
 649, Ronnie Marozzi, 1954-57
 648, Kenny Green, 1985-90
 607, Steve Chubin, 1962-66
 562, Carlton Owens, 1984-88
 551, Antonio Reynolds-Dean, 1995-99
 489, Sly Williams, 1977-79
 488, Tyson Wheeler, 1994-98
 487, Eric Leslie, 1988-91
 476, Jimmy Wright, 1978-81

Free Throw Percentage

Game (minimum eight attempted)

1.000 (16-16), Brian Woodward vs. Yale, Jan. 7, 2004
 1.000 (12-12), Brian Woodward vs. Charlotte, Dec. 23, 2003
 1.000 (11-11), Mike Weiss vs. Maine, Feb. 13, 1960

1.000 (10-10), Dennis McGovern vs. BC, Jan. 12, 1965
 1.000 (10-10), Carlton Owens vs. Rutgers, Feb. 4, 1988
 1.000 (8-8), Carlton Owens vs. Duquesne, Jan. 12, 1985
 1.000 (8-8), Tom Garrick vs. Massachusetts, Jan. 26, 1985
 1.000 (8-8), Eric Leslie vs. St. Bonaventure, Jan. 6, 1989
 1.000 (8-8), Roland Houston vs. Oregon, Dec. 10, 1981
 1.000 (8-8), Tyson Wheeler vs. Texas, Nov. 27, 1996
 1.000 (8-8), Tyson Wheeler vs. Minnesota, Dec. 17, 1997
 1.000 (8-8), Zach Marbury vs. Duquesne, Jan. 10, 2001
 1.000 (8-8), Brian Woodward vs. Northeastern, Dec. 22, 2002
 1.000 (8-8), Dinno Daniels vs. GW, Jan. 26, 2002

Season (minimum two made per game)

.865 (180-208), Bill Von Weyhe, 1955-56
 .863 (138-160), John Fultz, 1968-69
 .859 (158-184), Carlton Owens, 1987-88
 .856 (131-153), Cuttino Mobley, 1997-98
 .853 (87-102), Mike Fitzgerald, 1964-65
 .852 (81-95), Jim Cymbala, 1964-65
 .852 (75-88), Jiggy Williamson, 1975-76
 .840 (71-84), Tom Harrington, 1958-59
 .829 (68-82), Dinno Daniels, 2001-02
 .825 (99-120), Phil Hickson, 1970-71
 .831 (143-172), Ken Goodwin, 1948-49
 .830 (205-247), Steve Chubin, 1965-66

Career

.821 (256-312), Cuttino Mobley, 1994-98
 .820 (196-239), Jim Cymbala, 1963-66
 .808 (367-454), Bill Von Weyhe, 1954-57
 .807 (296-367), John Fultz, 1967-70
 .806 (453-562), Carlton Owens, 1984-88
 .804 (221-275), Tom Harrington, 1957-60
 .803 (94-117), Larry Johnson, 1966-67
 .800 (156-195), Dinno Daniels, 2000-02
 .794 (339-427), Steve Rowell, 1970-73
 .786 (125-159), Cuttino Mobley, 1994-97

Most Rebounds

Game

28, Art Stephenson vs. Brown, Feb. 20, 1968
 26, Gary Koenig vs. Miami, Jan. 3, 1962
 25, Art Stephenson vs. New Hampshire, Feb. 15, 68
 24, Bill Von Weyhe vs. Maine, Feb. 21, 1957
 24, Gary Koenig vs. New Hampshire, Feb. 19, 1960
 22, Art Stephenson vs. Boston College, Feb. 14, 1967
 21, Art Stephenson vs. Maine, Dec. 10, 1966
 20, Abu Bakr vs. Boston University, Dec. 7, 1971
 20, Mergin Sina vs. U.S. International, Jan. 10, 1989
 19, Frank Nightingale vs. Maine, Feb. 2, 1964
 19, John Fultz vs. Holy Cross, Jan. 7, 1969
 19, John Fultz vs. New Hampshire, Dec. 16, 1969
 19, Randy Hughes vs. Connecticut, Feb. 5, 1974
 19, Kenny Green vs. Duquesne, Feb. 18, 1988
 19, Kenny Green vs. Rutgers, Feb. 24, 1990
 19, Antonio Reynolds-Dean vs. Dayton, Jan. 14, 1996

Season

420, Art Stephenson, 1967-68
 393, Gary Koenig, 1960-61
 386, Gary Koenig, 1961-62
 329, Art Stephenson, 1966-67
 302, John Fultz, 1969-70
 302, Lamar Odom, 1998-99
 299, Art Stephenson, 1965-66
 297, Antonio Reynolds, 1995-96
 284, Kenny Green, 1989-90
 272, Jeff Kent, 1991-92

Career

1,048, Art Stephenson, 1965-68
 1,039, Gary Koenig, 1959-62
 1,028, Antonio Reynolds-Dean, 1995-99
 996, Kenny Green, 1985-90
 773, Jimmy Wright, 1977-81
 744, John Fultz, 1966-70
 732, Jeff Kent, 1988-92
 728, Andre Samuel, 1990-94
 716, Mike Brown, 1989-93
 709, Sly Williams, 1976-79


Highest Rebound Average

Season

16.2, Art Stephenson, 1967-68
 14.9, Gary Koenig, 1961-62
 14.6, Gary Koenig, 1960-61
 12.7, Art Stephenson, 1966-67
 11.6, John Fultz, 1969-70
 10.9, Kenny Green, 1989-90
 10.8, Don Brown, 1958-59
 10.4, Gary Koenig, 1959-60
 10.3, John Fultz, 1968-69
 10.0, Roland Houston, 1981-82

Career

13.3 (78-1,039), Gary Koenig, 1959-62
 13.1 (80-1,048), Art Stephenson, 1965-68
 9.7 (77-744), John Fultz, 1966-70
 9.1 (50-456), Abu Bakr, 1971-73
 8.7 (50-436), Robbie Young, 1971-73
 8.4 (84-709), Sly Williams, 1965-79
 8.3 (117-968), Kenny Green, 1985-90
 8.1 (77-620), Frank Nightengale, 1962-65
 7.8 (131-1,028), Antonio Reynolds-Dean, 1995-99
 7.7 (80-617), Steve Chubin, 1965-66



Art Stephenson '68 holds Rhode Island's single-game (28), single-season (420) and career (1,048) rebounding records.

Individual Records

Most Assists

Game

- 13, Tyson Wheeler vs. Pennsylvania, Dec. 30, 1997
 12, Herb Dixon vs. Arizona State, Dec. 3, 1988
 12, Herb Dixon vs. Saint Joseph's, Feb. 25, 1989
 12, Tyson Wheeler vs. Siena, Nov. 23, 1996
 12, Preston Murphy vs. Fairleigh Dickinson., Nov. 30, 1996
 12, Howard Smith vs. Northeastern, Nov. 22, 2002
 11, Eric Leslie vs. U.S. International, Jan. 10, 1989
 11, Tyson Wheeler vs. Duquesne, Jan. 10, 1998
 11, Lamar Odom vs. Geo Washington, March 4, 1999
 11, Dustin Hellinga vs. Richmond, Feb. 25, 2004

Season

- 205, Tyson Wheeler, 1997-98
 203, Tyson Wheeler, 1995-96
 179, Carlton Owens, 1987-88
 169, Tyson Wheeler, 1996-97
 153, Herb Dixon, 1988-89
 145, Tom Garrick, 1987-88
 142, Carlos Easterling, 1989-90
 135, Tyson Wheeler, 1994-85
 132, Tom Garrick, 1986-87
 132, Preston Murphy, 1998-99

Career

- 712, Tyson Wheeler, 1994-97
 502, Carlton Owens, 1984-88
 420, Carlos Easterling, 1990-93
 407, Tom Garrick, 1985-88
 346, Jiggy Williamson, 1975-78
 333, Stan Wright, 1975-78
 322, Preston Murphy, 1995-99
 294, Mike Brown, 1990-93
 291, Dawan Robinson, 2002-06
 250, Carlos Cofield, 1991-94

Most Blocked Shots

Game

- 8, Kenny Green vs. Duquesne, Feb. 6, 1989
 8, Kenny Green vs. Brown, Nov. 28, 1989
 8, Kenny Green vs. Seton Hall, Dec. 27, 1989
 8, Kenny Green vs. Saint Joseph's, Jan. 27, 1990
 8, Kenny Green vs. St. Bonaventure, Jan. 30, 1990
 7, Chris Scotti vs. Hartford, Nov. 27, 1984
 7, Chris Scotti vs. Bryant, Dec. 13, 1984
 6, Antonio Reynolds-Dean vs. FDU, Nov. 30, 1996
 6, Marcel Momplaisir vs. Yale, Dec. 11, 2001

Season

- 124, Kenny Green, 1989-90
 85, Kenny Green, 1988-89
 85, Antonio Reynolds-Dean, 1997-98
 63, Kenny Green, 1986-87
 59, Tom Garrick, 1986-87
 59, Antonio Reynolds-Dean, 1995-96
 57, Michael Andersen, 1995-96
 56, Kenny Green, 1987-88
 50, Antonio Reynolds-Dean, 1996-97
 49, Lamar Odom, 1998-99

Career

- 328, Kenny Green, 1985-90
 235, Antonio Reynolds-Dean, 1995-99
 149, Michael Andersen, 1993-97
 144, Bonzie Colson, 1985-89
 113, Luther Clay, 1997-99
 93, Jeff Kent, 1989-92

- 85, Andrew Wafula, 1998-01
 68, Damont Collins, 1991-94
 63, Andre Samuel, 1991-94

Most Steals

Game

- 7, Herb Dixon vs. Arizona State, Dec. 3, 1988
 7, Carlos Easterling vs. Duquesne, Feb. 9, 1992
 7, Tyson Wheeler vs. Siena, Nov. 23, 1996
 7, Cuttino Mobley vs. Tulane, Jan. 15, 1998
 7, Dawan Robinson vs. Pittsburgh, Dec. 21, 2002
 6, Marc Upshaw vs. Connecticut, Dec. 14, 1979
 6, Marc Upshaw vs. Scranton, Dec. 1, 1979
 6, Tony Taylor vs. Stonehill, Nov. 29, 1984
 6, Bryan Mitchell vs. St. Bonaventure, Jan. 5, 1985
 6, Carlton Owens vs. Maine, Dec. 28, 1985
 6, Tom Garrick vs. George Washington, Jan. 6, 1986
 6, Tom Garrick vs. Citadel, Nov. 27, 1987
 6, John Evans vs. Duke, March 24, 1988
 6, Tyson Wheeler vs. West Virginia, Feb. 15, 1995
 6, Tavorris Bell vs. Akron, Dec. 6, 2000
 6, Tavorris Bell vs. Dayton, Feb. 10, 2001
 6, Howard Smith vs. Maine, Dec. 14, 2002

Season

- 88, Tom Garrick, 1987-88
 63, Jeff Kent, 1991-92
 59, Tom Garrick, 1986-87
 58, Herb Dixon, 1988-89
 58, John Evans, 1987-88
 58, Tyson Wheeler, 1996-97
 57, Carlton Owens, 1987-88
 56, Cuttino Mobley, 1997-98
 54, Tyson Wheeler, 1995-96
 51, Mergin Sina, 1987-88
 51, Andre Samuel, 1991-92

Career

- 205, Tyson Wheeler, 1994-98
 189, Tom Garrick, 1985-88
 175, Andre Samuel, 1990-94
 168, Carlton Owens, 1984-88
 151, Dawan Robinson, 2002-06
 143, Antonio Reynolds-Dean, 1995-99
 142, Cuttino Mobley, 1994-98
 139, Preston Murphy, 1995-99
 137, Carlos Easterling, 1989-93
 123, Kenny Green, 1985-90
 123, Jeff Kent, 1989-92

Most Minutes Played

Game

- 49, Dawan Robinson at Fordham, Feb. 12, 2006
 47, Jeff Kent vs. Boston College, March 24, 1992
 46, Tyson Wheeler vs. Massachusetts, Feb. 18, 1998
 46, Howard Smith vs. La Salle, Jan. 27, 2001
 45, Antonio Reynolds-Dean vs. Massachusetts, Feb. 18, 1998
 44, Tyson Wheeler vs. Coll. of Charleston, March 19, 1996
 43, Mike Brown vs. Boston College, March 24, 1992
 43, Cuttino Mobley vs. Temple, Jan. 28, 1995
 43, Antonio Reynolds-Dean vs. Temple, Jan. 7, 1997
 43, Cuttino Mobley vs. Massachusetts, Feb. 18, 1998
 43, Antonio Reynolds-Dean vs. Charlotte, March 12, 1999
 43, Preston Murphy vs. Charlotte, March 12, 1999
 43, Zach Marbury vs. Hartford, Dec. 30, 2000
 43, Will Daniels at Fordham, Feb. 12, 2006

Season

- 1,291, Carlton Owens, 1988-89
 1,241, Carlton Owens, 1987-88
 1,176, Tyson Wheeler, 1995-96
 1,157, Tyson Wheeler, 1997-98
 1,133, Cuttino Mobley, 1994-98
 1,116, Lamar Odom, 1998-99
 1,111, Preston Murphy, 1998-99
 1,086, Jiggy Williamson, 1977-78
 1,076, Stan Wright, 1977-78
 1,075, Antonio Reynolds-Dean, 1998-99

Average

- 38.0, Jiggy Williamson, 1975-76
 38.0, Horace Owens, 1981-82
 37.4, Carlton Owens, 1982-83
 37.3, Curtis Whiting, 1981-82
 37.2, Jiggy Williamson, 1976-77
 37.0, Kenny Green, 1989-90
 36.9, Carlton Owens, 1988-89
 36.3, Eric Leslie, 1989-90
 35.9, Horace Owens, 1982-83
 35.8, Preston Murphy, 1998-99

Career

- 4,359, Carlton Owens, 1984-88
 4,200, Tyson Wheeler, 1994-97
 4,084, Antonio Reynolds-Dean, 1995-99
 2,762, Cuttino Mobley, 1994-98
 2,628, Dawan Robinson, 2002-06

Most Games Played

Season

- 35, Bonzie Colson, 1987-88
 35, John Evans, 1987-88
 35, Tom Garrick, 1987-88
 35, Carlton Owens, 1987-88
 35, Mergin Sina, 1987-88
 34, Kenny Green, 1987-88
 34, Michael Andersen, 1995-96
 34, David Arigbabu, 1995-96
 34, Ibn-Hashim Bakari, 1995-96
 34, Joshua King, 1995-96
 34, Preston Murphy, 1995-96
 34, Antonio Reynolds-Dean, 1995-96
 34, Chad Thomas, 1995-96
 34, Tyson Wheeler, 1995-96
 34, Joshua King, 1997-98
 34, Cuttino Mobley, 1997-98
 34, Preston Murphy, 1997-98
 34, Antonio Reynolds-Dean, 1997-98
 34, Tyson Wheeler, 1997-98
 34, Dustin Hellinga, 2003-04
 34, Terrence Mack, 2003-04
 34, Marcel Momplaisir, 2003-04
 34, Dustin Hellinga, 2003-04
 34, Dawan Robinson, 2003-04

Career

- 131, Antonio Reynolds-Dean, 1995-99
 128, Preston Murphy, 1995-99
 125, Tyson Wheeler, 1994-98
 122, Kenny Green, 1985-90
 120, Tom Garrick, 1985-88
 120, Carlton Owens, 1984-88
 120, John Evans, 1986-89
 118, Bonzie Colson, 1985-89
 118, Carlos Easterling, 1989-93
 116, Andre Samuel, 1990-94

Team Records

Team

Most Points Scored

Half

71 vs. Stonehill, Dec. 20, 1986
 65 vs. St. Peter's, Dec. 11, 1969
 64 vs. Connecticut, Feb. 24, 1940
 62 vs. Rutgers, March 7, 1988
 61 vs. Vermont, Feb. 26, 1964
 60 vs. Providence, March 1, 1941
 58 vs. Mexico City YMCA, Feb. 13, 1940
 53 vs. Assumption, Dec. 9, 1939

Game

130 vs. Yeshiva, Feb. 27, 1945
 127 vs. New Hampshire, Feb. 10, 1952
 125 vs. Hedron Flyers, Dec. 8, 1943
 124 vs. Fort Williams, Dec. 12, 1942
 124 vs. Quonset Naval Air Station, Dec. 12, 1946
 122 vs. St. Peter's, Dec. 11, 1969
 121 vs. New Hampshire, Dec. 18, 1962
 121 vs. Massachusetts, Feb. 5, 1943
 121 vs. Maine, Feb. 22, 1945
 120 vs. Arnold, Dec. 3, 1946

Season

3,027 in 1987-88 (35 games)
 2,642 in 1997-98 (34 games)
 2,599 in 1995-96 (34 games)
 2,501 in 1965-66 (28 games)
 2,499 in 1991-92 (32 games)
 2,422 in 1986-87 (30 games)
 2,420 in 1996-97 (30 games)
 2,390 in 1977-78 (31 games)
 2,377 in 1998-99 (33 games)
 2,342 in 2003-04 (34 games)

Average

89.3 (2,501 in 28 games), 1965-66
 86.5 (3,027 in 35 games), 1987-88
 86.4 (2,333 in 27 games), 1954-55
 84.9 (2,293 in 27 games), 1970-71
 83.2 (2,246 in 27 games), 1963-64
 83.1 (2,160 in 26 games), 1964-65
 80.9 (2,023 in 25 games), 1955-56
 80.7 (2,422 in 30 games), 1986-87
 80.7 (2,420 in 30 games), 1976-97

Most Field Goals Made

Game

54 vs. Holy Cross, March 3, 1973
 50 vs. New Hampshire, Dec. 18, 1962
 48 vs. Maine, Jan. 11, 1964
 46 vs. Alumni, Dec. 4, 1937
 46 vs. Assumption, Dec. 9, 1939
 45 vs. Maine, Dec. 22, 1939
 45 vs. Fairleigh Dickinson, Nov. 30, 1996
 44 vs. Connecticut, Feb. 24, 1940
 44 vs. New Hampshire, Feb. 24, 1965
 44 vs. Fordham, Feb. 11, 1997

Season

1,107 in 1987-88
 959 in 1977-78
 952 in 1965-66
 923 in 1997-98

922 in 1995-96
 917 in 1978-79
 910 in 1963-64
 887 in 1996-97
 886 in 1954-55
 882 in 1970-71
 881 in 1998-99

Most Field Goals Attempted

Game

104 vs. Holy Cross, March 3, 1973
 78 vs. Fordham, Feb. 11, 1997
 76 vs. Northeastern, Nov. 23, 1991
 76 vs. Syracuse, Nov. 30, 2003
 75 vs. Syracuse, Dec. 30, 1995
 75 vs. Dayton, Jan. 4, 1996
 75 vs. Northeastern, Nov. 21, 2003
 74 vs. Providence, Dec. 9, 1995
 74 vs. Murray State, March 13, 1998
 74 vs. La Salle, Feb. 6, 2001
 74 vs. Fordham, March 3, 2001
 74 vs. Fordham, Feb. 12, 2006

Season

2,300 in 1987-88
 2,121 in 1995-96
 2,045 in 1997-98
 2,005 in 2003-04
 1,994 in 1970-71
 1,982 in 1965-66
 1,968 in 1986-87
 1,934 in 1960-61
 1,931 in 1991-92
 1,925 in 1996-97

Highest Field Goal Percentage

Game

.697 (30-43) vs. West Virginia, Jan. 12, 1984
 .660 (33-50) vs. Richmond, Jan. 25, 1978
 .625 (25-40) vs. Maine, Feb. 17, 1962
 .617 (37-60) vs. Vermont, Dec. 30, 2003
 .614 (35-57) vs. Saint Joseph's, Feb. 25, 1989
 .612 (30-49) vs. George Washington, Jan. 6, 1986
 .607 (34-56) vs. New Hampshire, Dec. 6, 1984
 .606 (40-66) vs. Dayton, Jan. 4, 1997
 .600 (33-55) vs. Arkansas-Little Rock, Dec. 28, 1981
 .591 (26-44) vs. Duquesne, Jan. 23, 1992

Season

.511 (959-1,875) in 1977-78
 .507 (917-1,810) in 1978-79
 .491 (918-1,854) in 1963-64
 .490 (770-1,573) in 1981-82
 .487 (802-1,647) in 1975-76
 .481 (1,107-2,300) in 1987-88
 .480 (952-1,982) in 1965-66
 .478 (852-1,781) in 1964-65
 .478 (689-1,443) in 1984-85
 .476 (781-1,640) in 1979-80

Most Three-Point Goals Made

Game

15 vs. Stonehill, Dec. 20, 1986
 14 vs. Fairleigh Dickinson, Nov. 30, 1996
 14 vs. Temple, Jan. 4, 1998
 14 vs. Charlotte, Jan. 4, 2006
 13 vs. Saint Joseph's, Jan. 6, 1998

13 vs. Vermont, Dec. 30, 2003
 12 vs. Temple, Feb. 16, 1997
 12 vs. Boston University, Nov. 30, 1997
 12 vs. Dayton, March 6, 1998
 11 vs. Temple, Dec. 12, 1987
 11 vs. Saint Joseph's, Feb. 22, 1992
 11 vs. St. Bonaventure, Jan. 14, 1993
 11 vs. Fairleigh Dickinson, Nov. 28, 1995
 11 vs. Pennsylvania, Dec. 30, 1997
 11 vs. St. Bonaventure, Jan. 17, 1998
 11 vs. Temple, Feb. 14, 1998
 11 vs. Boston University (NIT), March 17, 2004
 11 vs. Temple, March 1, 2006

Season

258 in 1997-98
 219 in 1995-96
 205 in 1996-97
 191 in 1991-92
 177 in 2003-04
 161 in 1992-93
 157 in 1993-94
 156 in 2001-02
 144 in 1994-95
 141 in 1986-87

Most Three-Point Goals Attempted

Game

31 vs. St. Bonaventure, Jan. 17, 1998
 30 vs. Utah, March 27, 1992
 30 vs. Dayton, March 5, 1998
 28 vs. Temple, Jan. 28, 1993
 28 vs. Arizona, Jan. 7, 1995
 28 vs. Temple, Feb. 16, 1997
 28 vs. Temple, Jan. 4, 1998
 28 vs. Saint Joseph's, Jan. 6, 1998
 28 vs. Temple, Feb. 14, 1998
 28 vs. Xavier, Feb. 25, 2006
 27 vs. Temple, Feb. 23, 1996
 27 vs. Fairleigh Dickinson, Nov. 30, 1996
 27 vs. Temple, Jan. 7, 1997
 27 vs. Charlotte, Jan. 4, 2006

Season

689 in 1997-98
 619 in 1995-96
 565 in 1996-97
 534 in 1991-92
 520 in 2003-04
 504 in 2001-02
 497 in 1994-95
 480 in 1992-93
 473 in 2000-01
 444 in 1993-94

Highest Three-Point Goal Percentage

Game (minimum 10 attempted)

.722 (13-18) vs. Vermont, Dec. 30, 2003
 .714 (10-14) vs. Providence, Dec. 6, 2003
 .636 (7-11) vs. Dayton, Jan. 4, 1997
 .625 (10-16) vs. Temple, Jan. 16, 1999
 .600 (15-25) vs. Stonehill, Dec. 20, 1986
 .600 (6-10) vs. Fordham, Dec. 1, 1992
 .600 (9-15) vs. La Salle, March 6, 1996
 .600 (9-15) vs. Cincinnati, Jan. 25, 1998
 .588 (10-17) vs. Fordham, Jan. 6, 1996
 .583 (7-12) vs. Massachusetts, Feb. 8, 1997

Team/Miscellaneous Records

Season

.408 (136-333) in 1987-88
 .395 (141-357) in 1986-87
 .378 (118-312) in 1989-90
 .374 (258-689) in 1997-98
 .363 (205-565) in 1996-97
 .358 (83-232) in 1988-89
 .358 (191-534) in 1991-92
 .354 (157-444) in 1993-94
 .354 (219-619) in 1995-96
 .342 (130-380) in 1998-99

Most Free Throws Made

Game

40 vs. Rutgers, Jan. 30, 1993
 39 vs. Brandeis, Feb. 4, 1959
 38 vs. West Virginia, Jan. 12, 1984
 35 vs. Saint Joseph's, Jan. 27, 1990
 34 vs. Hartford, Dec. 30, 2000
 33 vs. Connecticut, March 2, 1957
 33 vs. Maine, Jan. 11, 1964
 33 vs. Richmond, Jan. 25, 1978
 32 vs. George Washington, Jan. 3, 1991
 31 vs. George Washington, Feb. 17, 1983
 31 vs. Stonehill, Nov. 29, 1984
 31 vs. Brown, Jan. 12, 1988
 31 vs. Providence, Dec. 10, 1991

Season

677 in 1987-88
 593 in 1965-66
 588 in 1991-92
 582 in 1992-93
 581 in 1952-53
 571 in 1989-90
 561 in 1954-55
 555 in 1955-56
 541 in 1986-87
 538 in 1997-98

Most Free Throws Attempted

Game

55 vs. Brandeis, Feb. 4, 1959
 52 vs. Rutgers, Jan. 30, 1993
 50 vs. Richmond, Jan. 25, 1978
 49 vs. Saint Joseph's, Jan. 8, 1994
 48 vs. Hartford, Dec. 30, 2000
 47 vs. West Virginia, Jan. 12, 1984
 46 vs. Saint Joseph's, Jan. 27, 1990
 45 vs. Stonehill, Nov. 29, 1984
 45 vs. Providence, Dec. 10, 1991
 43 vs. Connecticut, March 2, 1957

Season

919 in 1987-88
 900 in 1954-55
 897 in 1952-53
 837 in 1991-92
 813 in 1992-93
 790 in 1995-96
 772 in 1989-90
 770 in 1965-66
 762 in 1955-56
 760 in 1986-87

Highest Free Throw Percentage

Game (minimum 20 attempted)

.893 (25-28) vs. Old Dominion, Jan. 8, 1980
 .871 (27-31) vs. Massachusetts, Feb. 7, 1987
 .865 (32-37) vs. George Washington, Jan. 3, 1991
 .861 (31-36) vs. Rutgers, March 4, 1990
 .857 (18-21) vs. Hartford, Nov. 27, 1984
 .852 (23-27) vs. Pennsylvania, Dec. 30, 1997
 .850 (17-20) vs. Massachusetts, March 9, 1992
 .846 (22-26) vs. St. Bonaventure, Jan. 14, 1989
 .839 (26-31) vs. Rutgers, Jan. 26, 1992
 .824 (28-34) vs. Charlotte, Dec. 23, 2003
 .824 (18-24) vs. Yale, Jan. 7, 2004

Season

.775 (597-770) in 1965-66
 .773 (313-405) in 1972-73
 .751 (456-604) in 1964-65
 .740 (571-772) in 1989-90
 .737 (677-919) in 1987-88
 .729 (529-726) in 1970-71
 .728 (555-762) in 1955-56
 .721 (490-680) in 1988-89
 .716 (582-813) in 1992-93
 .714 (476-667) in 1983-84

Most Rebounds

Game

65 vs. New Hampshire, Feb. 15, 1968
 65 vs. Brown, Feb. 20, 1968
 60 vs. New Hampshire, Feb. 24, 1965
 55 vs. South Carolina, Jan. 10, 1981
 55 vs. Syracuse, Nov. 30, 2003
 54 vs. Temple, Feb. 3, 1990
 54 vs. Fordham, March 3, 2001
 53 vs. U.S. International, Jan. 10, 1989
 53 vs. Brown, Dec. 2, 1981
 52 vs. New Hampshire, Dec. 16, 1958
 52 vs. George Washington, Feb. 29, 1992
 52 vs. Fairleigh Dickinson, Nov. 30, 1996
 52 vs. Dayton, Jan. 10, 1999
 52 vs. St. Bonaventure, March 2, 2002

Season

1,381 in 2003-04
 1,322 in 1998-99
 1,306 in 1987-88
 1,278 in 1965-66
 1,251 in 1967-68
 1,247 in 1997-98
 1,245 in 1966-67
 1,209 in 1959-60
 1,201 in 1963-64
 1,200 in 1977-78

Most Assists

Game

34 vs. Fairleigh Dickinson, Nov. 30, 1996
 32 vs. U.S. International, Jan. 10, 1989
 27 vs. Brown, Feb. 23, 1982
 26 vs. Fordham, Feb. 11, 1997
 24 vs. West Virginia, Jan. 17, 1990
 24 vs. Pennsylvania, Dec. 30, 1997
 24 vs. New Hampshire, Dec. 21, 2003
 23 vs. George Washington, Feb. 29, 1992
 23 vs. Siena, Nov. 23, 1996
 23 vs. Dayton, Jan. 4, 1997

23 vs. La Salle, Jan. 13, 1998
 23 vs. George Washington, March 5, 1999
 23 vs. Charlotte, Jan. 4, 2006

Season

548 in 1987-88
 526 in 1995-96
 511 in 1997-98
 508 in 1991-92
 491 in 1988-89
 483 in 1996-97
 468 in 1998-99
 443 in 1989-90

Most Blocked Shots

Game

14 vs. Boston University, Nov. 30, 1997
 12 vs. Iona, Dec. 13, 1995
 10 vs. Brown, Nov. 28, 1989
 10 vs. Saint Joseph's, Jan. 27, 1990
 10 vs. St. Bonaventure, Jan. 30, 1990
 10 vs. George Washington, Feb. 11, 1981
 10 vs. UNC-Wilmington, Nov. 17, 1997
 9 vs. Saint Joseph's, Jan. 15, 1992
 9 vs. Providence, Dec. 9, 1997
 9 vs. Tulane, Jan. 15, 1998
 9 vs. George Washington, March 5, 1999
 9 vs. Xavier, Jan. 13, 2001

Season

169 in 1995-96
 164 in 1989-90
 161 in 1997-98
 149 in 1998-99
 145 in 1996-97
 143 in 1986-87
 133 in 1987-88
 131 in 1994-95
 129 in 1988-89
 120 in 1991-92

Most Steals

Game

20 vs. Oregon, Dec. 9, 1980
 20 vs. Citadel, Nov. 27, 1987
 19 vs. Maine, Dec. 28, 1985
 18 vs. Keene State, Nov. 25, 1990
 18 vs. Vanderbilt, March 19, 1992
 17 vs. New Hampshire, Dec. 1, 1987
 16 vs. Hartford, Dec. 30, 2000
 16 vs. New Hampshire, Dec. 21, 2003

Season

346 in 1987-88
 308 in 1991-92
 273 in 1995-96
 263 in 1996-97
 255 in 1992-93
 248 in 1997-98
 246 in 2000-01
 239 in 2003-04
 221 in 1986-87
 210 in 1990-91

Miscellaneous/Ryan Center Records

Most Overtimes

Game

3 vs. Connecticut, Feb. 5, 1974
 3 vs. Massachusetts, Jan. 21, 1976
 3 vs. Maryland, March 7, 1979 (NIT)
 2 vs. Boston College, Dec. 7, 1950
 2 vs. Connecticut, Feb. 18, 1956
 2 vs. George Washington, Feb. 17, 1983
 2 vs. New Hampshire, Dec. 4, 1985
 2 vs. Boston College, March 24, 1992
 2 vs. West Virginia, Feb. 24, 1994
 2 vs. Massachusetts, Feb. 18, 1998
 2 vs. Hartford, Dec. 30, 2000
 2 vs. La Salle, Jan. 27, 2001
 2 vs. Fordham, Feb. 12, 2006
One Season, 7 (1985-86); Consecutive, 5 (1985-86)

Miscellaneous

Most Consecutive Free Throws

37, Ron Marozzi, 1955-56

Most Consecutive Free Throws (One Game)

16, Brian Woodward vs. Yale, Jan. 7, 2004

Most Games (Season)

35 in 1987-88

Consecutive Games

131, Antonio Reynolds-Dean, 1995-99

Consecutive Starts

131, Antonio Reynolds-Dean, 1995-99

Consecutive Wins

22 (13 in 1937-38, 9 in 1938-39)

Consecutive Wins (One Season)

16 in 1940-41



Brian Woodward hit 16 consecutive free throws in a single-game against Yale on Jan. 7, 2004

Consecutive Losses

19 (5 in 1973-74, 14 in 1974-75)

Consecutive Losses (One Season)

14 in 1974-75

Most Wins (One Season)

28 in 1987-88

Most Losses (One Season)

25 in 1999-00

Fewest Wins (One Season)

2 in 1916-17

Fewest Losses (One Season)

0 in 1906-07

Greatest Margin of Victory

84 (Rhode Island 118, Fort Varnum 34), Nov. 11, 1943

Greatest Margin of Defeat

60 (Amherst 65, Rhode Island 5), Jan. 11, 1917

First Time Scored 100 Points

Rhode Island 102, Connecticut 81, Feb. 24, 1940
(Rhode Island has scored 100 or more points 75 times)

Two Teams

Most Points

Half

126 (URI 67, Brandeis 59) (1st half), Feb. 4, 1959

Game

236 (Holy Cross 119, Rhode Island 117), March 3, 1973

Most Three-Point Goals Made

Half

10 (Temple 6, Rhode Island 4), Feb. 10, 1995
 10 (West Virginia 7, URI 3) (NIT), March 19, 2004

Game

23 (West Virginia 13, URI 10) (NIT), March 19, 2004
 22 (Rhode Island 12, Temple 10), Feb. 16, 1997
 17 (Temple 11, Rhode Island 6), Feb. 10, 1995
 17 (Saint Joseph's 12, Rhode Island 5), Feb. 2, 1997

Most Free Throws Made

Half

39 (URI 31, West Virginia 8) (2nd half), Jan. 12, 1984

Game

65 (Rhode Island 39, Brandeis 26), Feb. 4, 1959

Most Free Throws Attempted

Half

56 (Rhode Island 25, La Salle 31), Jan. 27, 2001

Game

89 (Rhode Island 56, Brandeis 33), Feb. 4, 1959

Ryan Center Records *(since 2002)*

Individual

Points

37, Dawan Robinson vs. Quinnipiac, Dec. 22, 2005
 31, Dawan Robinson vs. Charlotte, Dec. 23, 2003
 29, Dawan Robinson vs. Massachusetts, March 2, 2003
 26, Dawan Robinson vs. Providence, Dec. 6, 2003
 26, Dustin Hellinga vs. Providence, Dec. 6, 2003
 26, Dawan Robinson vs. Charlotte, Dec. 23, 2003
 26, Dawan Robinson vs. Richmond, Jan. 21, 2006

Field Goals Made

14, Dawan Robinson vs. Quinnipiac, Dec. 22, 2005
 10, Dustin Hellinga vs. Duquesne, March 10, 2003
 10, Dawan Robinson vs. Lubbock Christian, Nov. 23, 2003
 10, Dawan Robinson vs. Charlotte, Dec. 23, 2003

Field Goals Attempted

22, Dawan Robinson vs. Xavier, Feb. 22, 2006
 21, Dawan Robinson vs. Quinnipiac, Dec. 22, 2005
 20, Dustin Hellinga vs. Duquesne, March 10, 2003
 19, Dawan Robinson vs. Xavier, Jan. 11, 2004

Highest Field Goal Percentage *(min. 10 attempts)*

.750 (9-12), Dawan Robinson vs. New Hampshire, Dec. 21, 2003
 .700 (7-10), Dawan Robinson vs. Seton Hall (NIT), March 19, 2003
 .643 (9-14), Dustin Hellinga vs. Providence, Dec. 6, 2003

Most Three-Point Goals Made

5, Dustin Hellinga vs. Southern California, Nov. 26, 2002
 5, Dustin Hellinga vs. Kent State, Dec. 4, 2002
 5, Dustin Hellinga vs. Pittsburgh, Dec. 21, 2002
 5, Lazare Adingono vs. Temple, Jan. 22, 2003
 5, Lazare Adingono vs. La Salle, Feb. 12, 2003
 5, Dustin Hellinga vs. Providence, Dec. 6, 2003

Most Three-Point Goals Attempted

12, Lazare Adingono vs. Duquesne, March 10, 2003

Three-Point Goal Percentage *(min. five attempts)*

.883 (5-6), Dawan Robinson vs. Vermont, Dec. 3, 2003
 .800 (4-5), Dawan Robinson vs. Massachusetts, March 2, 2003
 .750 (6-8), Dawan Robinson vs. Charlotte, Dec. 23, 2003

Most Free Throws Made

16, Brian Woodward vs. Yale, Jan. 7, 2004
 14, Brian Woodward vs. St. Bonaventure, Feb. 5, 2003
 12, Brian Woodward vs. Charlotte, Dec. 23, 2003

Most Free Throws Attempted

19, Brian Woodward vs. St. Bonaventure, Feb. 5, 2003
 16, Brian Woodward vs. Yale, Jan. 7, 2004
 14, Dawan Robinson vs. Temple, March 1, 2006

Free Throw Percentage *(minimum six attempts)*

1.000 (16-16), Brian Woodward vs. Yale, Jan. 7, 2004
 1.000 (12-12), Brian Woodward vs. Charlotte, Dec. 23, 2003
 1.000 (7-7), Dawan Robinson vs. Richmond, Jan. 21, 2006
 1.000 (6-6), Dustin Hellinga vs. St. Bonaventure, Feb. 5, 2003
 1.000 (6-6), Dawan Robinson vs. Fordham, Jan. 7, 2006

Most Rebounds

14, Brian Woodward vs. St. Bonaventure, Feb. 5, 2003
 12, Brian Woodward vs. Richmond, Feb. 5, 2004
 12, Jamaal Wise vs. Duquesne, Feb. 8, 2006

Ryan Center/Opponent Records

Most Assists

11, Dustin Hellenga vs. New Hampshire, Dec. 21, 2003
9, Howard Smith vs. Kent State, Dec. 4, 2002

Most Blocked Shots

4, J.R. Moore vs. Xavier, Jan. 11, 2004
3, Chris Holm vs. Maine, Dec. 14, 2002
3, Marcel Momplaisir vs. St. Bonaventure, Feb. 5, 2003
3, Marcel Momplaisir vs. Duquesne, Jan. 21, 2004
3, Kahiem Seawright vs. Massachusetts, Jan. 25, 2006
3, JR Moore vs. Ohio, Dec. 10, 2005

Most Steals

7, Dawan Robinson vs. Pittsburgh, Dec. 21, 2002
5, Dustin Hellenga vs. Charlotte, Dec. 23, 2003
5, Dawan Robinson vs. Quinnipiac, Dec. 22, 2005

Most Minutes Played

39, Dustin Hellenga vs. Southern California, Nov. 22, 2002

Team

Points

96 vs. Charlotte, Dec. 23, 2003
94 vs. Vermont, Dec. 30, 2003
91 vs. St. Bonaventure, Feb. 5, 2003

Most Field Goals Made

37 vs. Vermont, Dec. 30, 2003
35 vs. New Hampshire, Dec. 21, 2003
29 vs. Central Connecticut State, Dec. 31, 2002
29 vs. George Washington, Feb. 8, 2003

Most Field Goals Attempted

78 vs. New Hampshire, Dec. 21, 2003
69 vs. Brown, Dec. 9, 2002

Highest Field Goal Percentage

.617 (37-60) vs. Vermont, Dec. 30, 2003
.571 (32-56) vs. Providence, Dec. 6, 2003
.527 (29-55) vs. Central Connecticut, Dec. 31, 2002

Most Three-Point Goals Made

13 vs. Vermont, Dec. 30, 2003
11 vs. Duquesne, March 10, 2003
11 vs. Boston University (NIT), March 17, 2004

Most Three-Point Goals Attempted

34 vs. Charlotte, Dec. 23, 2003
34 vs. Yale, Jan. 7, 2004
31 vs. Duquesne, March 10, 2003

Highest Three-Point Goal Percentage

.722 (13-18) vs. Vermont, Dec. 30, 2003
.714 (10-14) vs. Providence, Dec. 6, 2003

Most Free Throws Made

32 vs. St. Bonaventure, Feb. 5, 2003
28 vs. Charlotte, Dec. 23, 2003
28 vs. Yale, Jan. 7, 2004

Most Free Throws Attempted

44 vs. St. Bonaventure, Feb. 5, 2003
34 vs. Charlotte, Dec. 23, 2003
34 vs. Yale, Jan. 7, 2003

Highest Free Throw Percentage

.895 (17-19) vs. St. Bonaventure, Feb. 22, 2004
.857 (18-21) vs. Dayton, Feb. 26, 2003

Most Rebounds

51 vs. Northeastern, Nov. 21, 2003
46 vs. Brown, Dec. 9, 2002
46 vs. Fordham, Jan. 11, 2003

Most Assists

24 vs. New Hampshire, Dec. 21, 2003
21 vs. Providence, Dec. 6, 2003
20 vs. Southern California, Nov. 26, 2002

Most Blocked Shots

7 vs. St. Bonaventure, Feb. 5, 2003
7 vs. Vermont, Dec. 30, 2003
7 vs. Fordham, Jan. 4, 2004

Most Steals

16 vs. New Hampshire, Dec. 21, 2003
14 vs. Duquesne, March 10, 2003
13 vs. Vermont, Dec. 30, 2003

Most Overtimes

1, vs. Southern California, Nov. 26, 2002
1, vs. Charlotte, Dec. 23, 2003

All-time Opponent Records

Individual

Points Scored

53, George Mikan (DePaul), March 21, 1945 (NIT)
50, Jimmy Walker (Providence), Jan. 21, 1966
46, Rusty Tyler (Brown), Dec. 11, 1971
44, Rasual Butler (La Salle), Feb. 23, 2002
39, Rasual Butler (La Salle), Jan. 27, 2001
36, Bryant McAllister (Duquesne), Feb. 8, 2006
35, J.R. Bremer (St. Bonaventure), Jan. 6, 2002
35, Marques Green (St. Bona venture), Jan. 17, 2004
32, Donta Bright (Massachusetts), Jan. 17, 1996
31, Brad Miller (Purdue), March 13, 1997
31, Romaine Sato (Xavier), Jan. 13, 2001

Field Goals Made

15, Rasual Butler (La Salle), Jan. 27, 2001
14, Robert Donnelly (Connecticut), Feb. 24, 1940
14, Tom Ward (South Carolina), Dec. 28, 1962
14, Dom Perno (Connecticut), March 3, 1962
13, Kenyon Jones (San Francisco), Dec. 14, 1999
13, Victor Thomas (La Salle), Feb. 6, 2001
13, Marques Green (St. Bonaventure), Jan. 17, 2004
12, Kareem Hill (Marist), March 13, 1996
12, Anthony Harris (Hawaii), Dec. 27, 1996
12, Rasual Butler (La Salle), Feb. 23, 2002
12, Bryant McKinney (Duquesne), Feb. 8, 2006

Three-Point Goals Made

8, Romaine Sato (Xavier), Jan. 13, 2001
8, Marques Green (St. Bonaventure), Jan. 17, 2004
8, Bryant McKinney (Duquesne), Feb. 8, 2006
7, Pepe Sanchez (Temple), Feb. 16, 1997
7, Nate Green (Duquesne), March 7, 2001
7, Rasual Butler (La Salle), Feb. 23, 2002
7, Rasual Butler (La Salle), Feb. 23, 2002

6, Levan Alston (Temple), Feb. 10, 1995
6, Jim Secratarski (Siena), Dec. 2, 1995
6, Danny Basile (Marist), March 13, 1996
6, Marcus Faison (Siena), Jan. 11, 2000
6, Raitis Grafts (Valparaiso), Dec. 9, 2000
6, Bill Phillips (Saint Joseph's), Jan. 6, 2001
6, Mike Gansey (St. Bonaventure), Jan. 6, 2002
6, Jared Fears (Lubbock Christian), Nov. 23, 2003

Free Throws Made

18, Hakim Warrick (Syracuse), Nov. 30, 2003
17, Ian Vouyoukas (Saint Louis), Feb. 22, 2006
15, Brad Miller (Purdue), March 13, 1997
14, Dom Perno (Connecticut), March 3, 1962
14, Tom Ward (South Carolina), Dec. 28, 1962
14, Donta Bright (Massachusetts), Jan. 17, 1996
14, Alexander Koul (George Washington), Feb. 29, 1996
14, Mindaugas Timinskas (Iona), Jan. 2, 1997
13, Victor Thomas (Providence), Dec. 9, 1997
13, Marc Jackson (Temple), Feb. 16, 1997
13, Rasual Butler (La Salle), Feb. 23, 2002
12, Torraye Bragg (Xavier), Jan. 28, 1997
12, Nathan Fast (Santa Clara), Nov. 26, 1999

Free Throw Percentage (*min. eight attempts*)

1.000 (14-14), Donta Bright (Massachusetts), Jan. 17, 1996
1.000 (11-11), J.R. Bremer (St. Bonaventure), March 2, 2002
1.000 (10-10), McDonald (New Orleans), Dec. 27, 1994
1.000 (10-10), Chris Monroe (GW), Feb. 19, 2000

Rebounds

18, Bill Phillips (Saint Joseph's), Feb. 4, 2001
16, Ruben Garces (Providence), Dec. 9, 1995
16, Kenyon Martin (Cincinnati), Nov. 19, 1998
15, Rashaun Freeman (Massachusetts), Feb. 4, 2006
14, William Cunningham (Temple), March 8, 1996
14, Will Johnson (Saint Joseph's), March 21, 1996
14, Jake Voskuhl (Connecticut), Nov. 19, 1997
14, Ace Custis (Virginia Tech), March 6, 1997
14, Matt LeFrenz (Kansas), March 18, 1998
14, Errin Maxey (Providence) Dec. 7, 1999
14, Lari Ketner (Massachusetts), Feb. 13, 1999
14, Rob Sawicki (Hartford), Dec. 30, 2000
14, Duke Freeman-McKamey (Fordham), Jan. 20, 2002
14, Bryant Dunston (Fordham), Feb. 12, 2006

Blocked Shots

10, Karim Shabazz (Providence), Dec. 2, 2000
9, Fischer D'or (West Virginia), (NIT), March 19, 2004

Assists

11, Caron Butler (Connecticut), Dec. 26, 2000
11, David Morris (Dayton), March 7, 2002

Team

Points Scored

125 by Boston College, Feb. 13, 1968
119 by Holy Cross, March 3, 1973
116 by Maine, Feb. 20, 1960
115 by St. John's, 1956-57
112 by North Carolina, March 20, 1993
111 by Saint Joseph's, Feb. 4, 1953
109 by Fordham, Feb. 11, 1971
108 by Temple, Feb. 23, 1972
107 by Boston College, Jan. 12, 1965
107 by New Hampshire, Dec. 19, 1968
107 by West Virginia, Jan. 23, 1971

Opponent Records/All-Time Lettermen

107 by Texas, Jan. 20, 1990

Field Goals Made

49, Boston College, Feb. 13, 1968
 38, Connecticut, Dec. 26, 2000
 34, Connecticut, Feb. 24, 1940
 34, Xavier, Jan. 13, 2001
 33, Virginia Tech, Nov. 20, 2001
 33, St. Bonaventure, Jan. 6, 2002
 32, Providence, March 1, 1941
 32, Dayton, March 6, 2002
 32, Charlotte, Dec. 23, 2003
 31, Alumni, Dec. 4, 1937
 31, Seton Hall, March 19, 1941

Three-Point Goals Made

15, Temple, Jan. 5, 2000
 15, St. Bonaventure, Jan. 6, 2002
 14, TCU, Nov. 9, 1998
 14, Vanderbilt, Nov. 10, 1998
 14, Xavier, Jan. 13, 2001
 14, Charlotte, Jan. 4, 2006
 13, Marist, March 13, 1996
 13, Hartford, Dec. 30, 2000
 13, West Virginia (NIT), March 19, 2004

Three-Point Goals Attempted

38, St. Bonaventure, Jan. 6, 2002
 38, Quinnipiac, Dec. 22, 2005
 38, Temple, March 1, 2006
 33, Vanderbilt, Nov. 19, 1998
 33, La Salle, Jan. 21, 1999

Free Throws Made

32, Massachusetts, Jan. 17, 1996
 30, Duquesne, Feb. 9, 2002
 28, Syracuse, Nov. 30, 2003
 24, Wisconsin, Nov. 24, 1998
 24, Hartford, Dec. 30, 2000

Free Throws Attempted

44, Syracuse, Nov. 30, 2003
 38, Duquesne, Feb. 9, 2002
 33, George Washington, Feb. 7, 2004

Rebounds

54, Temple, March 8, 1996
 53, Massachusetts, Jan. 19, 1995
 52, St. Bonaventure (Jan. 21, 2001)
 51, Temple, Jan. 7, 1997
 51, Dayton, March 5, 1998

Assists

23, Lubbock Christian, Nov. 23, 2003
 19, Seton Hall, Jan. 1, 2004

Turnovers

29, New Hampshire, Dec. 21, 2003
 23, Northeastern, Nov. 21, 2003

Blocked Shots

10, West Virginia (NIT), March 19, 2004
 9, Syracuse, Nov. 30, 2003

Steals

14, Boston University (NIT), March 17, 2004
 12, Lubbock Christian, Nov. 23, 2003

Fouls

A

Louis J. Abbruzzi, 1939-41
 Pasquale J. Abbruzzi, 1953-55
 Frederick Ackroyd, 1928-30
 James N. Adams Jr., 1955-57
 Thomas D. Adams, 1971-72
 Nathaniel Adger, 1969-71
 Lazare Adingono, 2000-03
 Jason Alexander, 1991-92
 John J. Allen, 1945-47
 William Alston, 1985-87
 Lanny S. Altshuler, 1968, 1970
 Michael Andersen, 1993-97
 Eric D. Anderson, 1953-56
 John M. Anderson Jr., 1957-60
 William Antulonus, 1920-21
 Robert Applebee, 1939-41
 Frank B. Applin, 1933-35
 David Arigbabu, 1995-98
 Howard Asher, 1925, 1927
 Fred Aspinwall, 1913-15

B

William M. Baird, 1950-53
 Ibn-Hashim Bakari, 1993-97
 Thomas Baker, 1946
 Abu Bakr (Donald Blackman), 1971-73
 Thomas Barao, 1971-73
 Richard L. Barber, 1926-27
Jimmy Baron, 2005-present
 Walter Basler, 1948-50
 John M. Baxter, 1950-51
 Michael Beale, 1969-72
 Donald D. Beasley, 1920
 Ed Bednarcik, 1975-79
 Tom Behrens, 2002-03
 Tavorris Bell, 1998-01
 John Bennett, 1995-98
 John M. Bennett, 1973
 David Benoit, 1984-85
 David Bernsley, 1987-88
 Vic Bertuglio, 1978-79
 David Bialski, 1995
 William M. Bird, 1973-75
Parfait Bitee, 2004-present
 Ric Blevins, 1986-87
 John B. Blount, 1946-50
 Alexis Bobo, 1982-83
 Robert W. Boehm, 1964-66
 Clifford Bosworth, 1926
 Todd Bozeman, 1982-86
 Ivan Bracac, 1999-00
 Charles Braley, 1924-25
 Frank H. Briden, 1911-13
 Howard Brightman, 1931-32
 Peter Broderick, 1961-62
 Randy Brooks, 2003-05
 David M. Broomfield, 1950-51
 Alexander W. Brown, 1950-53
 Donald M. Brown, 1957-60
 Ed Brown, 1998-99
 Kenneth C. Brown, 1928
 Michael Brown, 1989-93
 Harold Browning, 1914-15
 John W. Bulleit, 1951
 Charles T. Bulloc, 1951
 Bruce Bumpus, 1961-64
 David Burke, 1936


C

Ernie Calverley, 1943-46
 Leonn Caprielian, 1937-38
 Henry R. Carey, 1964-66
 Joe Casper, 1999-00
 Joseph Castaldi, 1966-67
 Paul Caswell, 1959
 George Chandler, 1923
 Charles Chaplin, 1913
 Robert Chaplin, 1959-60
 Joseph Charles, 1972-74
 Irv Chatman, 1977-79
 James Childs, 1984-85
 Jim Christian, 1986-88
 Steve Chubin, 1962-64, 1965-66
 Mark Cizynski, 1973-76
 Jon Clark, 2002-06
 Luther Clay, 1997-00
 Carlos Cofield, 1990-94
 Charles L. Coggleshall, 1919-20
 Benjamin Cohen, 1913-14
 Richard Coleman, 1966-67
 Damont Collins, 1990-94
 Arnold Collinson, 1929-30
 Bonzie Colson, 1985-89
 Shawn Colson, 1994-95
 Kevin Compton, 1980-84
 Joe Comstock, 1948-51
 Frederick J. Congleton, 1950-53
 Frederick Conley, 1938-40
 Rusty Cordua, 1982-83

John Cowie, 1993-94
 Edward J. Cox, 1930-33
 Arthur Coy, 1943-44
 Robert E. Coyle, 1952-53
 Henry Cragan, 1928-29
 Robert L. Cragan, 1930-32
 James M. Craig, 1907-09
 Chris Cummings, 1983-84
 Chris Cunningham, 1981-84
 Armand Cure, 1940-42
 James R. Cymbala, 1963-66

D

Angelo Dagres, 1954-55
 Walt Dalby, 1949-50
 Dinno Daniels, 2000-02
Will Daniels, 2004-present
 Edward D. Dart, 1970-71
 Dudley Davenport, 1958-60
 Gordon D. Davis, 1942-43
 Percy Davis, 1975-78
 William Dawson, 1921
 Anoclithe DeCesare, 1939
 Gilson DeJesus, 1978-81
 Bill Delaney, 1983-84
 Dennis Dillon, 1961-63
 Herb Dixon, 1988-89
 John U. Doherty, 1942-43
 Stephen Dolecki, 1971-74
 Walter Doll, 1912-13



Ernie Calverley (1943-46) is still the only University of Rhode Island player to have his number retired. Calverley's #3 currently hangs from the rafters of the Ryan Center.

All-Time Lettermen

Harry Donabedian, 1942-43, 45-47
John T. Donovan, 1930-33
Joseph D. Drew, 1907-09
Paul Dudzinski, 1983-85
Daniel J. Dunn, 1952-54
Edward P. Dunn, 1919-20

E
Carlos Easterling, 1989-93
John P. Eaton, 1940-50
Harry Edmonds, 1957-58
Robert Elliot, 1936-37
Claude English, 1968-70
Samuel S. Epstein, 1927-29
Brock Erickson, 1994-95
Joe Esposito, 1965-66
John Evans, 1985-89
Marcus Evans, 2000-02

F
Morris Fabricant, 1936-38
Mike Fascitelli, 1977-78
Edward Fay, 1936-37
James Federico, 1932-34
Clesson H. Field, 1907-08
Harvey Fine, 1968-69
Roland Fiore, 1983-84
Michael Fitzgerald, 1963-66
William J. Fleming, 1928-29
David Forsythe, 1963-65
Abdul Fox, 1991-94

Walt Fredericks, 1967-70
Thomas Freeman, 1913-15
Howard French, 1938-39, 41-43
Don Fulford, 1977-78
John L. Fultz, 1967-70

G
Richard Gagnon, 1970-72
John Garafalo, 1958-59
Tom Garrick, 1984-88
Gerald Gimelstob, 1970-72
Charles H. Goddard, 1916-17, 18-19
Edward Godowski, 1938-39
Kenneth Goff, 1929-33
Morton Goldman, 1938-42
Leon Golembiewski, 1948-50
Kenneth Goodwin, 1946-49
Kenneth Goodwin, 1975-76
Edward A. Gory, 1908-09
Donald Graham, 1937-39
Richard W. Granat, 1963-66
Harold Greaves, 1932-33
Andre Green, 1986-90
Kenny Green, 1985-90
Danny Griffin, 1993-94
Derek Groomes, 1977-79

H
Russell E. Haber, 1964-66
Knut Haglund, 1964-66
Robert Haire, 1925-28

Jay M. Halpert, 1949-50
Arthur N. Hammarlund, 1951-52
George Handler, 1948-51
Bob Hann, 1956-60
Bamfield Harmon, 2002-03
Thomas G. Harrington, 1957-60
Darrell Harris, 2005-present
James Harvey, 1938-40
John E. Harvey Jr., 1925-26
George S. Haslam, 1922-24
James H. Haslam, 1923-25
Dennis Haworth, 1955-56
Albert J. Hazard, 1968-71
Scott Hazelton, 2003-05
Dustin Hellenga, 2001-04
Arthur T. Hellwig, 1952-55
Justin Henry, 1999-00
John W. Heuberger, 1928-29
Phillip Hickson, 1969-72
Ralph Hill, 1922-25
Allan Hirsch, 1957-59
James Holden, 1919-21, 1923
Edward J. Hole, 1949-52
Richard Hole, 1943-46
William Holland, 1957-59
Lanauze Hollis, 1979-80
Chris Holm, 2002-04
Timothy J. Horgan, 1976-77
Reggie Horne, 1982-84
Reginald Horseman, 1930-34
Roland Houston, 1978-82
Thomas Hoyle, 1966-67
Albert S. Hudson, 1919-20
Roy Hudson, 1922-23
Henry Hughes, 1972-74
Randy Hughes, 1973-74
Alec H. Hurwitz, 1927-29

I
Kyle Ivey-Jones, 1991-94


J
George Jacques, 1962-63
Hassan Jarrett, 1994-95
Chester Jaworski, 1936-38
Brien Jenkins, 1988-91
Richard Jenkins, 1966-67
Chester Jensen, 1923-26
Tory Jefferson, 1997-99
Mike Jilling, 2000-01
Lawrence L. Johnson, 1965-68
Lemuel Johnson, 1975-77
Nick Johnson, 1977-80
Wilhelm, Johnson, 1927-28

K
Jeff Kalapos, 2001-05
Don Kaull, 1964-67
Frank Keaney Jr., 1933-36
Warner Keaney, 1938-41
Matthew Kearns, 1929-30
Matthew Keebler, 1990-92
Dennis Keenan, 1994-95
Louis Kelley, 1947-49
Winfield S. Kendrick, 1907-08
Kevin Kennedy, 1981-82
Paul Kenneth, 1944-45
Jeff Kent, 1989-92
Rudie Kholberg, 1919-20

Arthur Kilroy, 1930-33
Carlton King, 1991-92
Joshua King, 1995-98
Robert D. Knight, 1965-66
Russell S. Koch, 1933-35
Gary E. Koenig, 1959-62
Peter Kohlsaat, 1955-57
Stephen L. Kopitko, 1965-67
Rollis A. Kubiskey, 1952-54
Phil Kydd, 1977-81
Tom Krohner, 1964-65

L
John LaCastro, 1936-37
Don Lamb, 1959-60
Steve Lane, 1987-89
Samuel E. Lawrence, 1916-17, 1918-19
Albert LeBoeuf, 1916-17, 1918-19
Charles Lee, 1960-62
Dick Lendrum, 1953-54
Fred Lennon, 1950-51
Frank Lennox, 1912-15
Thomas Leone, 1972-73
Eric Leslie, 1988-91
Larry Levane, 1972-73
Ed Lieblich, 1952-53
Cordell Llewellyn, 1993-95
Robert Logan, 1964-65
Fred London, 1964-65
Jesse Long, 1984-86
Nelson J. Lopes, 1973-75
Ronald Louder, 1968-70
David Lownds, 1941-42
Richard Lucey, 1919-20, 22-23
Jon Lucky, 2004-present

M
Terrence Mack, 2002-06
William MacKenzie, 1924-25
Les MacPhee, 1964-65
Steve Madreperla, 1955-58
Creighton Magoun, 1927-29
Henry S. Majkut, 1945-48
Thomas Maliff, 1917-1919, 22-23
George Malloy, 1919-21
Joe Mancini, 1962-63
William J. Marazitti, 1974-75
Zach Marbury, 1999-01
William L. Marine, 1950-53
Ronald Marozzi, 1954-57
John F. Martin, 1932-36
Jon M. Martin, 1932-36
Michael Martynick, 1930-33
James Masterson, 1936-37
Benjamin, Mayhew, 1929-30
Frederick McCarthy, 1935-37
James McCarthy, 1942-43
Bill McElroy, 1949-50
Dennis C. McGovern, 1962-65
George Mearns, 1939-40, 41-43
Steve Mello, 2000-04
John S. Messina, 1935-38
Chris Metcalf, 1980-81
William J. Metkiff, 1968-70
Willie Middlebrooks, 1975-79
Jerry Minetti, 1972-74
Leon Mintschenko, 1966-69
Bryan Mitchell, 1984-86
Clovis W. Mitchell, 1907-09



Tom Garrick starred for the Rams from 1984-88 and led URI on a storybook run to the NCAA Sweet 16 as a senior, beating Missouri and Syracuse before eventually losing by one point to Duke in the East Regional semifinals

All-Time Lettermen

John P. Mitchell, 1948-51
 Robert E. Mitchell, 1950-52
 Cuttino Mobley, 1994-98
 Stanley Modzelewski (Stutz), 1938-42
 Edwin A. Molloy III, 1968-71
 Marcel Momplaisir, 2001-05
 John Monk, 1979-81
 Stanson Moody, 1967-68
 J.R. Moore, 2003-06
 John Morley, 1970-73
 Frank Mormando, 1955-58
 Mike Moten, 1990-93
 Robert M. Mudge, 1934-37
 Thomas Mulcahy, 1925-26
 John G. Mulfinger, 1962-65
 Barry Multer, 1957-61
 Emmett Murphy, 2001-02
 Joseph Murphy, 1920-21
 Maurice Murphy, 1919-21
 Preston Murphy, 1995-99

N
 Bill Nast, 1959-60
 John Nelson, 1975-79
 Leroy Newton, 1912-13, 1914-15
 Jason Nickerson, 2001-02
 Alton S. Nichols, 1943-47
 Joseph Nichols, 1913-15
 Bill Nicynskim 1960-61
 Frank Nightingale, 1962-65
 Warren Daniel Nilsson, 1961-64
 Steve Nisbet, 1981-82

O
 Frank Obradovich, 1939-40, 41-42
 William O'Brien, 1930-32
 Lamar Odom, 1998-99
 Ron Oliver, 1965-66
 Josh Oppenheimer, 1987-88
 Eric Osterlund, 1930-31
 James O'Sullivan, 1970-71
 Carlton "Silk" Owens, 1984-88
 Horace "Pappy" Owens, 1979-83
 Joe Van Oudenhove, 1967-68

P
 Clifford Pace, 1937-38
 Albert Palmeri, 1944-48
 Nardone Pancera, 1942-43
 Attilio Pansa, 1939-40, 1941-42
 David Partington, 1935-37
 Arthur Patterson, 1912-13
 Kenneth Peckham, 1955-57
 Edward Petro, 1937-39
 Bernard T. Pina, 1952-54
 Joseph Pinto, 1923-25
 Terry Pittman, 1981-83
 Theodore Pykosz, 1927-29

Q
 Stephen Quinn, 1907-08

R
 Benjamin Rabnovitz, 1924-25
 Antonio Reynolds-Dean, 1995-99
 David J. Ricereto, 1959-62
 Dawan Robinson, 2002-06
 Joe Rocha, 1973-74
 Art Roche, 1950-51

John Rogers, 1932-33
 Ira Rosenberg, 1971-72
 Raymond R. Rossi, 1950-53
 Ronald Rothstein, 1961-64
 Stephen Rowell, 1970-73
 William Rutledge, 1938-42

S
 Andre Samuel, 1990-94
 Austin Sanborn, 1933-34
 Michael Santoro, 1943-44, 47-48
 Salvatore Scalfani, 1945-48
 Stuart E. Schachter, 1959-62
 Michael Schanne, 1967-69
 Kenneth Schult, 1955-56
 Bob Schmidt, 1955-56
 Andre Scott, 2000-01
 Joseph L. Scott, 1936-38
 Chris Scotti, 1983-87
 Gavin Scotti, 1982-86

Kahiem Seawright, 2005-present
 Donald Shannon, 1948-50
 Earl Shannon, 1939-40, 1942-43
 Robert Shannon, 1953-54
 William Shannon, 1948-50
 Robert Shea, 1943-46
 Mergin Sina, 1987-89
 Kenneth Slocum, 1916-17, 1918-19
 Carlton Smith, 1973-76
 David Smith, 1998-99
 Elmer F. Smith, 1907-09
 Howard Smith, 1999-03
 John W. Smith, 1945-47
 Lester L. Smith, 1916-17, 1918-19
 Nathan Smith, 1960-61, 1962-63
 Raymond C. Smith, 1949-51
 Vic Soares, 1974-77
 Rafael Solis, 1990-93
 Bradford Southworth, 1955-57
 Joseph Speckman, 1933-35
 Peter J. Speckman, 1932-33
 Leander B. Spencer Jr., 1916-17, 1918-19
 Henry Sperling, 1939-40, 1941-42
 George Spink III, 1933-35
 Robert Stairs, 1953-56
 Roger Steinhardt, 1959-61
 David R. Stenhouse, 1952-55
 Ronald Stenhouse, 1959-62
 Arthur J. Stephenson, 1965-68
 Bob Stephenson, 1959-60
 Charles M. Stewart, 1949-51
 Frederick Stickney, 1931-32
 Stan Stutz (Modzelewski), 1938-42
 Bob Sullivan, 1973-74
 Brian Sullivan, 1950-51
 John Sullivan, 1912-13, 1914-15
 Tyrese Sullivan, 2003-05
 Sherburne Sweetland, 1920-21
 Stanley Szulick, 1928-29

T
 Dennis Tabisz, 1984-88
 Edward A. Tashjian, 1935-38
 Noel Taylor, 1973-75
 Tony Taylor, 1982-85
 John Tennant, 1928-29
 Chad Thomas, 1995-97
 Theose Tillinghast, 1916-19
 Hjalman Tillman, 1934-36

Bob Timko, 1956-57
 Ronald Tishkevich, 1968-69, 70-71
 Victor Tkacs, 1936-37
 Dwight Tolliver, 1969-71
 William "Frenchy" Tomlin, 1990-91
 Pete Tomcello, 1980-82
 Theodore Tribolet, 1922-23
 William Trumbull, 1927-28
 Tony Tucker, 1983-85
 William Tully, 1912-15
 Bornislow Turia, 1929-30
 Steve Tyylandee, 1968-69
 George M. Tyler, 1932-34
 John Tyler, 1930-32

U
 Robert G. Ulles, 1945-47
 Robert K. Underhill, 1948-51
 Marc Upshaw, 1979-82, 83-84

V
 Joseph Van Oudenhove, 1967-68
 Tip Vinson, 1998-00
 William Von Weyhe, 1954-57

W
 Andrew Wafula, 1998-01
 Linwood Wales, 1936-37
 Brian Walker, 1986-87
 Wendell Walters, 1980-82
 Harry Wansker, 1917-19
 William Warner, 1907-08
 Michael Weiss, 1959-62
 Bill Von Weyhe, 1954-57

Tyson Wheeler, 1994-98
 Lucius A. Whipple, 1907-09
 Scott D. White, 1974-75
 Bruce Whitehead, 1977-78
 Kevin Whiting, 1978-82
 Ralph C. Wicks, 1938-40
 Phillip Wiggerhauser, 1929-30
 Randy Wilds, 1974-78
 Troy Wiley, 2001-02
 Sylvester "Sly" Williams, 1976-79
 James Williamson, 1958-59
 Jim "Jiggy" Williamson, 1974-78
 Robert E. Wilson, 1944-45
 Kevin Winch, 1972-73
 Paul B. Winson, 1929-30
 Jamaal Wise, 2001-06
 Leroy "Tiger" Womack, 1999-01
 Brian Woodward, 2000-04
 Chris Wosencroft, 1993-97
 James Wright, 1935-36
 Jimmy Wright, 1977-81
 Mahlon G. Wright, 1940-41
 Stanley Wright, 1974-78
 Thomas Wright, 1931-34

Y
 Robert Young, 1971-73
 Vincent Young, 1913-15

Z
 Joseph Zaranka, 1966-68
 Maurice Zarchen, 1948-49



Sly Williams '79 finished his career at URI as the seventh all-time leading scorer, with 1,777 points. He also ranks in the top 10 in 13 other statistical categories

Ram Legends

Ernie Calverley

Ernie Calverley's name is synonymous with Rhode Island basketball. He is the greatest player in the school's long and heralded basketball history. One shot made him famous, but the short, skinny kid from Pawtucket, R.I. dazzled college basketball fans in the 1940's on a regular basis with his scoring, passing and dribbling abilities.

The 5-foot-9-1/2 inch Calverley came to Kingston in 1942 from the Slater Park area of Pawtucket where he was all-state and All-New England at Pawtucket High, but head coach Frank Keaney was not impressed with Calverley's small frame and was reluctant to let him play. The United States was involved in World War II, however, and Keaney needed players; so he gave the scrawny kid a tryout and was amazed by what he saw.

As a freshman, he led Keaney's Running Rams to a 16-3 record as he poured in 346 points, but in the spring of 1943, Uncle Sam came calling and Calverley left Kingston behind for the Army Air Corps. After five months in the service, a follow-up physical revealed a heart murmur that led to his discharge and put his athletic career in jeopardy.

Calverley came back to Kingston, returned to the court and was named team captain - a position he would hold for three years. He scored 534 points in his sophomore season on the way to a 14-6 record. His 26.7 points per game average was tops in the nation and remains the highest scoring average ever by a Rhode Island player.

In 1944-45, his junior year, he poured in 547 points to lead his team to a 19-3 record and a trip to the prestigious National Invitation Tournament at Madison Square Garden in New York City. After upsetting Tennessee in the opening round, the Rams were drubbed by 6-10 center George Mikan and his DePaul squad, 97-53. Two nights later, Rhody struggled in the first half and fell just short in a miraculous second half against St. John's in a consolation match-up.

It was the 1945-46 season Keaney's fast paced team earned another trip to the NIT and were matched up with a strong Bowling Green team. "The NIT was the tournament back then. It was the top eight teams in the country," said Calverley. The Rams battled hard and trailed the Falcons 72-70 with one-minute left when Calverley drained a 35 footer to tie the score. With ten seconds left, Bowling Green scored to take a two point lead setting up the aforementioned shot that made Calverley's a household name. Bob Shea inbounded the ball to Calverley behind midcourt, who set his feet and let fly a high arching shot that swished through the net to tie the score at 74-74. Madison Square Garden went wild as fans rushed to the floor. "It was just a hopper. It was a two-handed set shot and hit nothing but net," said Calverley 50 years later.

In overtime, Rhode Island outscored their favored opponent 9-6 and Calverley put on a dribbling exhibition to run out the clock as Rhody advanced to the semifinals with an 89-86 win. Calverley was lifted to the shoulders of Ram fans and carried off the floor. One newspaper called Calverley's desperation buzzer beater "the modern shot heard round the world." Providence Journal writer Barney Madden called Calverley the "willowy wizard of basketball."

Calverley had made basketball history with a last second 62-footer.

The Rams went on to beat Muhlenberg College in the semis as Calverley poured in 27 points and the Rams cruised to a 59-49 win and a berth in the finals versus Adolph Rupp's top-seeded Kentucky Wildcats. The Rams battled hard against the heavily favored Wildcats and led 27-26 at halftime. With two minutes to go, the Ram lead was 45-44, but a pair of fouls sent Kentucky to the free throw line where they scored to take a 46-45 lead with 23 second remaining. The Rams were fouled, but failed from the line and lost 46-45.

The Madison Square Garden crowd erupted when it was announced that Ernie Calverley was named the tournament's most valuable player. He was the only unanimous choice for the all-tournament team and, at the 50th anniversary of the NIT in 1987, was named to the All-Time NIT Team. "That was a great feeling because I didn't expect it," said Calverley of his naming to the all-time team. "It was great for Rhode Island to get the publicity."

Calverley's playing career at URI was over, but he had led the nation in scoring, was a three-time All-American and had been named MVP of the NIT. His 441 points in 1945-46 gave him 1,868 for his career which, at the time, was the most points scored by an individual in college basketball history and still places him fourth on the Rhode Island all-time scoring list. Even more amazing is that Calverley scored that many points despite the fact that the clock only stopped for fouls, meaning there was actually around three minutes less playing time in a game. There was also no three point shot, which would have favored Calverley, who was an outside shooter.

Following his playing days in Kingston, he became the first player signed to the play for the Providence Steamrollers, which was a new team formed in 1947 as part of a league that later combined with another to form the NBA. After three years, the team folded and Calverley returned to Pawtucket to teach. In 1957, he was named head coach at his alma mater where he remained for 10 seasons, earned two trips to the NCAA tournament and compiled a 139-114 record to become the second all-time winningest coach at URI behind his college coach, Frank Keaney. He remained at Rhode Island as the associate athletic director until his retirement in 1985.

The 50th anniversary of "the shot" was featured in Sports Illustrated in March, 1996 and Calverley and four of his teammates from the 1945-46 team were honored prior to the 1995 Rhode Island-Providence match-up. Although Ernie Calverley will forever be remembered for his 62-foot miracle shot at the old Madison Square Garden on March 14, 1946, he should also be remembered as the greatest player ever to play at Rhode Island.

The Shot Heard Round the World

It was mid-March, 1946 and Coach Frank Keaney was preparing his team for their fourth visit to the NIT at Madison Square Garden. The NIT was college basketball's showcase event and only the top eight teams in the country earned invitations.

The Rams had posted an impressive 19-2 regular-season record. Ernie Calverley, who would go on to become one of Rhode Island's greatest coaches, led the Rams and was on everyone's All-America list, having established himself as the nation's leading scorer. Keaney, innovative (he invented the fast break), inspirational and competitive, relished the challenge of playing

for a national championship in front of 18,000 basketball devotees in the Mecca of college basketball.

Rodman Hall, home of the Rams, was a small backbox of a gym that was the antithesis of Madison Square Garden. Keaney replaced the wooden backboard at Rodman Hall with a modern glass one and had the team manager place smudge pots with burning tobacco leaves to simulate the smoky conditions at Madison Square Garden.

When the pairings were announced, it appeared that the Rams would have a short stay in New York. They drew Bowling Green with 6-foot-11 All-American center Don Otten. The Falcons went 27-4 and were seeded second behind Adolph Rupp's Kentucky Wildcats. The remainder of the field included West Virginia, Arizona, Muhlenberg, St. John's and Syracuse.

The Rhode Island-Bowling Green game opened the tournament on March 14. A huge delegation made their way to Manhattan from Kingston but thousands more were glued to their radios listening to Marty Glickman on WHN.

"The Rams dazzled the crowd with their fast-breaking offense, full-court helter-skelter defensive press and their passing --- sometimes the length of the court for easy baskets. The lead seesawed before Bowling Green took a 74-72 lead with 10 seconds left. A foul with eight seconds remaining gave the Rams the ball in their own backcourt. Bob Shea passed to Calverley who, with just three seconds left, let the ball sail from near the opposing foul line, and at the buzzer, the ball swished through the net to tie the score. Pandemonium broke loose with the crowd emptying onto the floor. When order was restored, the Rams took control in the overtime period and held on for an 82-79 victory.

Press from around the country carried the headline the next day about "The Shot Heard 'Round the World." Dick Young of the New York Daily Record referred to "the record-breaking roof-shattering shot from some place on Broadway in the ceiling-shaking opening game." He referred to Calverley as "the boney Sinatra of the court."

George Dawson, a Boston writer, explained the shot: "Eighteen thousands pairs of eyes watched the ball sail through the air, on and on. At first, it looked as if it would fall short of its mark, but it kept rising like one of those hard hits you see at the ball park that has home run written all over it. It found its mark and sailed through the hoop without as much as touching the rim."


How long was the shot? The answer --- 62-feet, measured from an X that Garden management painted on the floor. A mark that remained until the old Garden was razed in the 1960s.

The next opponent was Muhlenberg, which had upset Syracuse. The Rams made quick work of the Ohio upstarts, winning, 59-49, with Calverley again putting on an All-American performance.

The darlings of the Garden faced top-ranked Kentucky for the NIT championship. After leading by a point at halftime, the Rams traded leads in the second half but missed their final three shots and lost to the Wildcats, 46-45.

The International News Service said: "The only thing Rhode Island didn't win at the NIT at Madison Square Garden was the tournament. The immense crowd last night actually booed the winner, Kentucky, which took the amazing Rams, 46-45, when the Southerners appeared to receive their gold wristwatches. Rhode Island had been the biggest sentimental favorite since Abel fought Cain and a mongoose had it out with a giant cobra. Ernie Calverley, the Rhode Island ace, was by far the standout man, and every one of the 36,950 eyes were on him every moment. And, in years to come, when great basketball players are discussed, Calverley's name will arise."

And when great teams and great coaches are discussed, the 1945-46 Rams and Hall of Fame Coach Frank Keaney cannot be left out of the conversation.



Ram Legends

Frank Keaney

By an extraordinary coincidence, the field of the 1998 NCAA Basketball Championship included all four schools that produced the coaches who have done the most to shape the



modern game: Kansas, Kentucky, UCLA and Rhode Island.

Rhode Island? Mentioned in the same breath as three superpowers of college basketball? Even the casual fan is at least acquainted with the legends of Phog, the Baron, and the Wizard of Westwood, but scratches his head in bewilderment at the mention of "the Mentey." Yet Frank Keaney probably did more than any other coach to transform basketball into a running game that emphasized speed and stamina. It was he who originated the fast break, an innovation that revolutionized the sport no less than the forward pass changed football.

In 28 years at Rhode Island, Keaney compiled an impressive 401-124 record, but the numbers scarcely measure his achievement. He turned a game of patterned plodding into 40 minutes of frenzied excitement while overflow crowds, delighted at the spectacle of racehorse basketball, howled their approval. In an era when most teams did well to score 40 or 50 points a game, Rhode Island averaged nearly 80 and routinely led the nation in scoring.

A portly, wide-faced Irishman, Keaney belonged to the old-fashioned school of coaching that stressed character over technique. "My psychology of it is that you've got to feel victory if you're going to win," he declared. To his players, he was fond of emphasizing the difference between Will to Win and Love to Lose. "As far as techniques of the game, he was probably the worst coach I ever had," admitted Ernie Calverley, perhaps the finest of all Keaney's players. "But as far as being able to psyche teams up and get them ready for games, he was super. He had a great way with all his players, from the substitute to the star."

But Keaney had something more; a restless imagination and a flair for showmanship. The fast break was not the only product of his maverick genius; there was a touch of originality in everything he did. A native of Boston, Keaney graduated from Bates in 1911. He played professional baseball and coached high school before coming to Rhode Island in 1920 as athletic director, coach of all sports and chemistry instructor. Later he even produced a light blue dye, known as "Keaney blue," a color his teams wore in place of the school's official color, royal blue.

Impatient with the conservative style of play then in fashion, he searched for ways to open up the game. His baseball teams ran opponents dizzy. Even before the center jump after each basket was abolished in 1935, Keaney had installed a fast-paced offense geared to quick passes after each jump or rebound. He kept careful charts of all shots taken, to verify his simple premise that "if we shoot more, we'll make more." His 1928-29 team (15-1, 41 points a game) was the first to earn notoriety as a "point a minute" team, an average that rose steadily in succeeding years. When the center jump was eliminated, Keaney unleashed the fast break in earnest. His first team under the new rule raced to a 19-2 record while averaging 67.3 points a game.

Practices consisted of conditioning, scrimmages, free throws, lay-up moves, and prolonged drills in throwing the ball the length of the floor. Not surprisingly, Ram players also learned not to dribble. "He hated the dribble, absolutely hated it," former basketball standout Earl Shannon declared. "He'd say, 'What are you trying to do, prove there's air in the ball?'" Even in practices his flair for the unorthodox surfaced. When his team shot poorly, Keaney installed 15-inch rims inside the regulation 18-inch hoop to sharpen their eye. To prepare them

for smoke-filled arenas like the Garden, he filled Rodman with smudge pots burning the foulest tobacco he could find.

Most teams wilted in the face of the Rhode Island break. Unaccustomed to constant pressure and unable to stand the pace, some resorted inevitably to stalling. Keaney was at his most flamboyant against a timid opponent. When Tufts tried to stall, he dashed onto a stair landing and led the students in the school song. Maine tried to counter the break by staying inside a tight zone even though trailing by six points. Keaney responded by giving four of his players newspapers to read while the fifth held the ball.

In all Keaney took his teams to four NIT tournaments, then the glamour tournament that attracted the nation's top teams. Despite lacking the talent and depth of most rivals, they managed to reach the finals once, in 1946, losing to mighty Kentucky by a single point.

Crowds loved Keaney's antics no less than his scrappy teams and their blitzkrieg style, which left them prone to foul trouble. Down to four players in one game, Keaney shoved a chair onto the floor and told a startled official, "Here's my fifth player. Let's get on with the game." In a NIT game against DePaul, he sent Mike Santoro, a 5-4 forward to jump center against 6-11 George Mikan. Predictably, rival coaches were less enthusiastic. Some resented Keaney because, as Shannon suggested, "I don't think the Mentey was averse to running it up, to maintain our scoring average." Others simply regarded him as a heretic who played the game in a way they could not comprehend.

That Keaney cared more for the opinion of the fans than of his peers was made evident when he advised his fellow coaches at a New York luncheon, "Give the crowds action. If some coach puts up a screwy defense, use a screwier offense. Then if you lose, pivot and go home." To critics of his style he said simply, "We don't say we're right, but you've got to stop us."

Keaney retired from active coaching in 1948 and was inducted into the Naismith Memorial Basketball Hall of Fame in 1960, the Hall of Fame's second year. Frank William Keaney passed away on Oct. 10, 1967, at the age of 81.



Ram Legends

The 100th Anniversary Team

2005-06 marked the 100th season of men's basketball at the University of Rhode Island. To commemorate the milestone, a 100th Anniversary Team was selected and that team will be honored this season - at halftime of the December 16 game versus DePaul.

Chet Jaworski '38 – Named All-America after leading nation in scoring in 1938 with 22.9 ppg...two-time team captain...compiled 1,426 career points...URI Hall of Fame Class of 1973.

Stan "Stutz" Modzelewski '42 – Three-time All-American...one of the original players that ran Coach Keaney's "Firehorse Brigade" offense...led nation in scoring in 1940 with 23.1 ppg...totaled 1,730 career points...later played with New York Knicks and officiated for nine seasons in NBA.

Ernie Calverley '46 - Only men's player to have his number (3) retired at URI...stands fifth with 1,868 points...three-time All-American...most famous for the "shot heard 'round the world" in 1945 NIT to propel the Rams to national championship game...coached Rams for 11 seasons and 154 wins.

Steve Chubin '66 – URI's all-time leading scorer with 2,154 points...led Rams to program's second appearance in the NCAA Tournament in 1966, as well as a pair of Yankee Conference Championships.

Art Stephenson '68 – Rams' leader in career (1,048), season (420), single game (28) rebounds...stands eighth with 1,776 points...still tops all Rhode Island players with a 54.5 career field goal percentage...one of only two Rams to score 1,000 points and grab 1,000 rebounds.

Sylvester "Sly" Williams '79 – Seventh all-time with 1,777 points...ranks in top-10 of 13 other statistical categories...went on to play in NBA with New York Knicks and Boston Celtics.

Horace "Pappy" Owens '83 – Ranks ninth with 1,750 points and in top-10 of seven other statistical categories...led 1981 Rams to a 21-8 record, Eastern 8 Championship and an appearance in NIT Tournament...drafted by NJ Nets, before being traded to Philadelphia 76ers.

Tom Garrick '88 – Member of 1988 "Sweet 16" squad that compiled school-record 28-7 mark...ninth all-time in scoring (1,573) at URI...ranks in top-10 of 16 other categories...taken 20th by LA Clippers in 1988 NBA Draft...Currently head coach of URI's women's basketball team.

Carlton "Silk" Owens '88 – Only Ram to score 2,000 points with 2,114 in four varsity seasons...holds seven records and ranks in top-10 of 23 others...captain of 1988 "Sweet 16" team that compiled 28-7 record...two-time first-team All-Atlantic 10...New England Player of the Year 1988.

Kenny Green '90 - All-time leading shot blocker (328)...led nation with 124 rejections in 1990...ranks 11th in scoring (1,724) and fourth in rebounding (996)...member of 1988 "Sweet 16" squad.

Cuttino Mobley '98 - Atlantic 10 Player of the Year and star of 1998 "Elite 8" squad that finished 25-9... also led 1999 squad to A-10 Championship and NCAA Tournament... scored 1,334 career points...current NBA star with LA Clippers.

Tyson Wheeler '98 – Star point guard for 1998 "Elite 8" team that finished 25-9...ranks third with 1,918 points in school history...URI's all-time leader in 3-pointers, assists and steals and ranks among the top-10 in 34 other statistical categories.

Head Coach Frank Keaney – Ram coaching legend from 1920-1948...renowned as father of fast-break basketball...URI's all-time winningest coach with 401 victories... inducted into Naismith Basketball Hall of Fame in 1960.



Stan "Stutz" Modzelewski '42



Steve Chubin '66



Horace "Pappy" Owens '83



Kenny Green '90



Cuttino Mobley '98