



Mark Packard



■ **Frank Nelson, Midfielder, 1947**

- Carolina's first All-America in its inaugural season as a varsity team, 1947




■ **Eddie Foy, Right Wing, 1951**

- Starred for interim coach Alan Moore in 1951
- Won All-America honors in '51
- Was one of three Tar Heel All-Americans in the 1950s

■ **Pete Cothran, Left Wing, 1956**

- Developed into an All-America in 1956, soon after head coach Marvin Allen returned from his military service in Korea



■ **Bill Blair, Right Midfielder, 1957**

- Developed into an All-America in 1957, shortly after head coach Marvin Allen returned from his military service in Korea

■ **Francis "Terry" Henry, Left Back, 1966**

- A defender and one of three UNC All-America choices in the 1960s
- Francis E. Henry Stadium, home to the Carolina women's lacrosse and field hockey teams, is named in the honor of Henry and his father



■ **Louis Bush, Midfielder, 1967**

- Midfielder was one of three UNC All-America choices in the 1960s



■ **Mark Packard, Midfielder, 1968, 1969**

- Two-time All-America in the midfield in 1968 and 1969
- The first two-time All-America in Carolina history
- First-team All-ACC in '68
- Second-team All-ACC in '69



■ **Ricky Marvin, Sweeper, 1981**

- Two-year team captain
- First-team All-ACC in 1980 and '81
- Second-team in 1978 and '79

Ricky Marvin's Career Statistics

Year	GP/GS	Goals	Assists	Points
1978	19/18	3	2	8
1979	24/23	6	3	15
1980	22/22	3	9	15
1981	21/21	2	3	7
Totals	86/84	14	17	45



■ **David Smyth, Sweeper, 1987**

- First-team All-ACC sweeper in 1987
- Second-team All-ACC midfielder in 1986
- Named first-team NSCAA All-America in '87
- Among Carolina's top 10 in career goals, assists and points
- Was a finalist for National Player of the Year honors in '87
- Named one of the top 50 players in ACC history in 2002

David Smyth's Career Statistics

Year	GP/GS	Goals	Assists	Points
1984	16/14	8	8	24
1985	18/16	5	6	16
1986	21/21	8	5	21
1987	24/24	7	8	22
Totals	79/75	28	27	83



■ **Chad Ashton, Sweeper, 1988**

- Led the ACC in assists and earned second-team All-ACC honors in 1987
- Second-team All-ACC in 1988 and 1989
- UNC's career leader in assists (43) and tied for seventh in points (83).
- Now the head coach at the University of Denver

Chad Ashton's Career Statistics

Year	GP/GS	Goals	Assists	Points
1986	21/21	3	10	16
1987	25/25	5	12	22
1988	24/24	7	9	23
1989	19/19	5	12	22
Totals	89/89	20	43	83



■ **Gregg Berhalter, Sweeper, 1992, 1993**

- First-team All-ACC and third-team All-America in 1992
- First-team All-ACC and third-team All-America in 1993
- Bypassed his senior season to play professionally in Europe
- Player on the U.S. National Team since 1994
- Member of the U.S. World Cup team in 2002 and 2006
- Named one of the top 50 players in ACC history in 2002

Gregg Berhalter's Career Statistics

Year	GP/GS	Goals	Assists	Points
1991	22/22	1	2	4
1992	15/15	5	2	12
1993	21/20	7	6	20
Totals	58/57	13	10	36



Gregg Berhalter

Bill Richards



■ Temoc Suarez, Forward, 1993, 1994

- Second-team All-America, first-team All-ACC and ACC Rookie of the Year in 1993
- Second-team All-America and first-team All-ACC again in 1994

- Second-team All-ACC choice in 1995 and 1996
- Third in UNC history in goals (47), second in points (126) and fourth in assists (32).

Temoc Suarez's Career Statistics

Year	GP/GS	Goals	Assists	Points
1993	22/21	16	7	39
1994	20/20	16	7	39
1995	17/16	8	8	24
1996	17/16	7	10	24
Totals	76/73	47	32	126



■ Eddie Pope, Sweeper, 1994

- First-team All-America in 1994 and first-team All-ACC in 1994-95
- Second-team All-ACC in 1993
- Played on the 1996 U.S. Olympic men's soccer team
- U.S. National Team member since

1996

- Starter for the 1998, 2002 and 2006 U.S. World Cup teams
- Named one of the top 50 players in ACC history in 2002

Eddie Pope's Career Statistics

Year	GP/GS	Goals	Assists	Points
1992	20/20	0	0	0
1993	22/22	3	1	7
1994	20/20	7	4	18
1995	9/8	3	0	6
Totals	71/70	13	5	31



■ Carey Talley, Sweeper, 1995, 1996, 1997

- 1994 ACC Rookie of the Year and second-team All-ACC
- Second-team All-ACC and third-team All-America in 1995
- Third-team All-America and first-

team All-ACC selection in 1996

- First-team All-ACC and third-team All-America as a senior in 1997
- Named one of the top 50 players in ACC history in 2002

Carey Talley's Career Statistics

Year	GP/GS	Goals	Assists	Points
1994	20/20	3	5	11
1995	20/20	8	2	18
1996	16/16	9	5	23
1997	19/17	6	10	22
Totals	75/73	26	22	74



■ Chris Carrieri, Forward, 1999, 2000

- 1998 ACC Rookie of the Year
- Second-team All-ACC as a freshman
- First-team All-ACC and third-team All-America in 1999

- In 2000, set school records for single-season points (64) and goals (25)
- The 2000 ACC Player of the Year
- First-team All-America who led the nation in scoring in 2000
- The first overall pick in the 2001 MLS Super Draft to San Jose
- Traded to Colorado during his first season
- Named one of the top 50 players in ACC history in 2002

Chris Carrieri's Career Statistics

Year	GP/GS	Goals	Assists	Points
1998	19/19	13	3	29
1999	20/20	12	5	29
2000	24/24	25	14	64
Totals	63/63	0	22	122



■ Danny Jackson, Sweeper, 2000, 2001

- Scored the second goal (on a penalty kick) in Carolina's 2-0 win over Indiana in the 2001 NCAA championship game
- One of the top defenders in ACC

history

- Second-team All-America in 2000 and a consensus first-team choice in 2001
- First-team All-ACC in 2000 and '01
- Second-team All-ACC in 1999
- Three-time team captain
- Dean's List student who graduated from UNC in just seven semesters before being drafted by the Colorado Rapids of the MLS in 2002

Danny Jackson's Career Statistics

Year	GP/GS	Goals	Assists	Points
1998	17/17	1	5	7
1999	20/20	3	4	10
2000	24/24	1	4	6
2001	25/25	1	2	4
Totals	86/86	6	15	27



■ Dax McCarty, Midfielder, 2005

- Named second-team NSCAA/ adidas and Soccer America All-America as a sophomore in 2005
- First-team All-ACC in 2005 and named to the ACC all-tournament team

- Helped lead Tar Heels to NCAA quarterfinals in 2005
- Signed with the MLS Generation adidas program and was taken by FC Dallas with the sixth pick in the 2005 SuperDraft

Dax McCarty's Career Statistics


Year	GP/GS	Goals	Assists	Points
2004	21/5	2	3	7
2005	24/24	2	8	12
Totals	45/29	4	11	19

(Note: No photos available of Cothran and Henry; Stats not available for all players)

CAROLINA ALL-AMERICAS

1947	Frank Nelson
1951	Eddie Foy
1956	Pete Cothran
1957	Bill Blair
1966	Francis Henry
1967	Louis Bush
1968	Mark Packard
1969	Mark Packard
1981	Ricky Marvin
1987	David Smyth
1988	Chad Ashton
1992	Greg Berhalter
1993	Greg Berhalter
	Temoc Suarez
1994	Eddie Pope
	Temoc Suarez
1996	Carey Talley
1997	Carey Talley
1998	Carey Talley
1999	Chris Carrieri
2000	Chris Carrieri
	Danny Jackson
2001	Danny Jackson
2005	Dax McCarty

Eddie Pope



Dax McCarty





FORMER TAR HEELS IN PROFESSIONAL SOCCER IN 2007

Players	Team	League/Country
Corey Ashe	Houston Dynamo	MLS
Gregg Berhalter	1860 Munich	Germany
Chris Carrieri	Carolina RailHawks	USL First Division
Michael Harrington	Kansas City Wizards	MLS
Justin Hughes	Colorado Rapids	MLS
Ben Hunter	Columbus Crew	MLS
Danny Jackson	Seattle Sounders	USL First Division
Chris Leitch	New York Red Bulls	MLS
Tim Merritt	FSV Oggersheim	Germany
Dax McCarty	FC Dallas	MLS
Caleb Norkus	Carolina RailHawks	USL First Division
Logan Pause	Chicago Fire	MLS
Eddie Pope	Real Salt Lake	MLS
Eddie Robinson	Houston Dynamo	MLS
David Stokes	Carolina RailHawks	USL First Division
Carey Talley	Real Salt Lake	MLS
David Testo	Vancouver Whitecaps	USL First Division
Jamie Watson	Real Salt Lake	MLS
Kerry Zavagnin	Kansas City Wizards	MLS
Assistant Coaches	Team	League/Country
Chad Ashton	D.C. United	MLS
Marco Ferruzzi	FC Dallas	MLS



FC Dallas

Dax McCarty is one of four MLS SuperDraft first-round picks out of Carolina since 2000.

TAR HEELS IN THE MLS DRAFT

Inaugural MLS Draft (1996)

Year	Round	Pick	Player	Team
1996	15th	141st	Todd Haskins	Columbus

MLS College Draft (1996-99)

Year	Round	Pick	Player	Team
1996	1st	2nd	Eddie Pope	D.C. United
1997	1st	6th	Temoc Suarez	Dallas
1998	2nd	14th	Carey Talley	D.C. United

MLS Supplemental Draft (1996-99)

Year	Round	Pick	Player	Team
1996	2nd	18th	Chad Ashton	Dallas
1997	1st	6th	Marco Ferruzzi	Tampa Bay
1997	3rd	21st	Kerry Zavagnin	Colorado

MLS SuperDraft (2000-07)

Year	Round	Pick	Player	Team
2000	3rd	30th	Kerry Zavagnin	Kansas City
2001	1st	1st	Chris Carrieri	San Jose
2001	2nd	20th	Eddie Robinson	San Jose
2001	5th	50th	Caleb Norkus	D.C. United
2002	2nd	16th	Danny Jackson	Colorado
2002	4th	47th	Chris Leitch	Columbus
2003	1st	5th	David Stokes	D.C. United
2003	3rd	24th	Logan Pause	Chicago
2003	4th	38th	Matt Crawford	Colorado
2005	2nd	13th	Jamie Watson	Real Salt Lake
2005	2nd	20th	Marcus Storey	Columbus
2005	4th	48th	Tim Merritt	D.C. United
2006	1st	6th	Dax McCarty	FC Dallas
2007	1st	3rd	Michael Harrington	Kansas City
2007	2nd	26th	Corey Ashe	Houston
2007	3rd	36th	Justin Hughes	Colorado
2007	4th	49th	Ben Hunter	Columbus



No. 3 pick Michael Harrington and Corey Ashe (inset) helped give Carolina a record four MLS draft choices in 2007.

Kansas City Wizards/Houston Dynamo



Eddie Robinson (right) won the 2006 MLS Cup with the Houston Dynamo.

Houston Dynamo



TAR HEELS ON THE U.S. NATIONAL TEAM

Donald Cogsville (1988)

Gregg Berhalter (1994-present)

Eddie Pope (1996-2006)

Kerry Zavagnin (2000-present)



Defender Eddie Pope was a key part of the U.S. Men's National Team for 10 years and played in three World Cups. Brooks Parkenridge/International Sports Images

BERHALTER, POPE PLAY FOR U.S. IN 2002 AND 2006 WORLD CUP

Former University of North Carolina men's soccer stars and long-time U.S. National Team members Gregg Berhalter and Eddie Pope were members of the 23-man 2006 United States World Cup team after also earning spots on the U.S. squad in 2002.

The two defenders both started games for the U.S. team during its 2002 qualifying campaign and World Cup run, and Pope started two matches in the 2006 World Cup.

Pope, who lettered at Carolina from 1992-95, made his third World Cup appearance, having started three World Cup games in 1998. Pope was a regular with the U.S. team throughout the last decade before retiring from international play following the 2006 World Cup.

Berhalter lettered at Carolina from 1991-93 and has played professionally in Europe since leaving Chapel Hill. He entered the 2006 World Cup with 44 career caps and was an injury replacement for Cory Gibbs. Berhalter started three games as a central defender during the USA's 2002 qualifying season and that year's World Cup was the first of his career.



Former Tar Heels Gregg Berhalter (left) and Kerry Zavagnin are also in the player pool for the U.S. National Team. Berhalter was on his second World Cup roster in 2006. U.S. Soccer/International Sports Images



FORMER TAR HEELS IN U.S. NATIONAL AGE-GROUP TEAM POOLS

Michael Harrington - Under-23

Dax McCarty - Under-20

Dax McCarty was a key part of the U.S. squad that reached the quarterfinals of the 2007 Under-20 World Cup in Canada.

John Todd/ISlphotos.com



ANNUAL STATISTICAL LEADERS

ANNUAL SCORING LEADERS

Year	Name	G	A	Pts.
1947	Dave Boak	7	0	14
1948	Dave Boak	8	0	14
1949	Eddie Foy	8	0	16
1950	Art Winsor	5	0	10
1951	Gerry Russell	6	0	12
1952	Gerry Russell	7	0	14
1953	Rennie Randolph	6	0	12
1954	Jim Bryant	4	0	8
1955	Pete Cothran	3	0	6
	Pat McCormick	3	0	6
	Jim Skidmore	3	0	6
1956	Coleman Barks	5	0	10
1957	Mike Thompson	9	0	18
1958	Mike Thompson	9	0	18
1959	John Ghanim	16	0	32*
1960	James Reston	13	0	26
1961	Herman Prakke	8	0	16
1962	James Reston	13	0	26
1963	Jim Talbot	6	0	12
1964	Jackie Writer	7	0	14
1965	Jackie Writer	9	0	18
1966	Jackie Writer	10	0	20*
1967	Louis Bush	16	0	32*
1968	Mark Packard	6	0	12
1969	Dave Feffer	5	0	10
	Mark Packard	5	0	10
1970	Louis Bush	7	0	14
1971	Danny Ariail	7	4	18
1972	David Taylor	9	2	20
1973	David Harmon	7	2	16
1974	Dick Drayton	4	0	8
1975	Eric Cook	7	0	14
1976	Dick Drayton	9	2	20
1977	Sean Naber	9	3	21
1978	Steve Scott	8	0	16
1979	Chris Brown	10	6	26
	John Mansfield	11	4	26
1980	Tony Johnson	9	9	27
1981	Tim Ensley	12	3	27
	Tony Johnson	12	3	27
1982	Billy Hartman	10	6	26
1983	Shawn Ritchie	16	10	42
1984	David Smyth	8	8	24
1985	Tommy Nicholson	9	4	22
1986	Tommy Nicholson	6	9	21
	David Smyth	8	5	21
1987	Derek Missimo	13	5	31
1988	Derek Missimo	12	12	36*
1989	Derek Missimo	20	4	44*
1990	Derek Missimo	11	5	27
1991	Todd Haskins	8	4	20
1992	Kerry Zavagnin	6	12	24
1993	Temoc Suarez	16	7	39
1994	Temoc Suarez	16	7	39
1995	Temoc Suarez	8	8	24
1996	Temoc Suarez	7	10	24
1997	Carey Talley	6	10	22
1998	Chris Carrieri	13	3	29
1999	Chris Carrieri	12	5	29
2000	Chris Carrieri	25 ^{*A}	14	64 ^{*A}
2001	Ryan Kneipper	14	6	34
2002	Ryan Kneipper	18	9	45
2003	Marcus Storey	6	3	15
	Jamie Watson	5	5	15
2004	Corey Ashe	9	0	18
	Marcus Storey	6	6	18
	Jamie Watson	7	4	18
2005	Ben Hunter	13	5	31
2006	Ben Hunter	4	5	13

*Atlantic Coast Conference Scoring Leader
^NCAA Leader



Temoc Suarez is one of just two players to lead the Tar Heels in scoring for four straight seasons.



Justin Hughes led the ACC in goals against average in 2005 and was the Tar Heels' top keeper in 2003, 2005 and 2006.

ANNUAL GOALKEEPING LEADERS

Year	Name	Min.	Sv.	GA	GAA	Sho.
1977	Martin Trimble	1445	102	16	1.00	9
1978	Kevin Kane	1357	58	6	0.40	9
1979	Kevin Kane	1652	99	14	0.76	5
1980	Kevin Kane	1770	123	16	0.81*	11
1981	Geoff Drayton	1273	109	18	1.27	6
1982	Bruce Talbot	1671	103	25	1.35	8
1983	Larry Goldberg	1453	76	22	1.36	6
1984	Larry Goldberg	1660	65	27	1.55	5
1985	Darren Royer	1255	52	19	1.36	5
1986	Brad Davis	1222	41	10	0.73	8
1987	Darren Royer	2130	78	24	0.94	10*
1988	Darren Royer	1571	68	29	1.66	3
1989	Watson Jennison	1394	62	24	1.55	5
1990	Watson Jennison	951	45	14	1.32	1
1991	Watson Jennison	2099	103	17	0.73*	11*
1992	Watson Jennison	1830	80	25	1.23	8*
1993	Dimitry Drouin	1624	68	31	1.72	4
1994	Dimitry Drouin	1509	80	26	1.55	4.5
1995	Dimitry Drouin	1516	53	23	1.37	5
1996	Dimitry Drouin	1242	45	27	1.96	3.8
1997	William Woodroffe	678	30	12	1.59	2
1998	Michael Ueltschey	607	21	9	1.33	1.5
1999	Michael Ueltschey	1472	46	17	1.04	6
2000	Michael Ueltschey	1871	67	16	0.77*	9*
2001	Michael Ueltschey	2308	68	10	0.74	12*
2002	Ford Williams	1600	46	16	0.90	5
2003	Justin Hughes	868	34	6	0.62	5
2004	Ford Williams	1559	53	22	1.27	5
2005	Justin Hughes	1075	27	6	0.50*	7
2006	Justin Hughes	1685	47	16	0.85	6

*Atlantic Coast Conference Leader



Bill Richards


Derek Missimo, who starred at Carolina from 1987-90, is the Tar Heels' all-time leader in goals scored and career total points.

CAREER GOALS SCORED

Rank	Name (Years Played)	Goals
1.	Derek Missimo (1987-90)	56
2.	Chris Carrieri (1998-2000)	50
3.	Temoc Suarez (1993-96)	47
4.	Caleb Norkus (1997-2000)	40
5.	Ryan Kneipper (1999-2002)	39
6.	Mark Devey (1982-86)	32
	Tony Johnson (1979-82)	32
8.	Donald Cogsville (1984-88)	29
	Marcus Storey (2001-04)	29
10.	Billy Hartman (1981-84)	28
	David Smyth (1984-87)	28



Chad Ashton (1986-89) is the Tar Heels' all-time assists leader.



Chris Carrieri led the ACC and the nation in scoring in 2000 and finished his career second in school history in goals. Jon Gardiner

CAREER ASSISTS

Rank	Name (Years Played)	Assists
1.	Chad Ashton (1986-89)	43
2.	Matt Crawford (1999-2002)	35
3.	Dino Megaloudis (1985-88)	34
4.	Billy Hartman (1981-84)	33
5.	Temoc Suarez (1993-96)	32
6.	Michael Bucy (1997-2000)	30
7.	Noz Yamauchi (1998-2001)	29
8.	Mark Devey (1982-86)	27
	David Smyth (1984-87)	27
10.	Derek Missimo (1987-90)	26

CAREER TOTAL POINTS

Rank	Name (Years Played)	Points
1.	Derek Missimo (1987-90)	138
2.	Temoc Suarez (1993-96)	126
3.	Chris Carrieri (1998-2000)	122
4.	Caleb Norkus (1997-2000)	101
5.	Ryan Kneipper (1999-2002)	95
6.	Mark Devey (1982-86)	91
7.	Billy Hartman (1981-84)	88
8.	Chad Ashton (1986-89)	83
	David Smyth (1984-87)	83
10.	Tony Johnson (1979-82)	82
	Carey Talley (1994-97)	82

TEAM RECORDS

SINGLE MATCH

Most Goals Scored

15 vs. Emory, 10-31-58 (15-1)

Most Goals Allowed

8 vs. Maryland, 11-18-53 (1-8)

8 vs. Clemson, 11-9-76 (0-8)

Largest Margin of Victory

14 vs. Emory, 10-31-58 (15-1)

Largest Margin of Defeat

8 vs. Clemson, 11-9-76 (0-8)

Most Goals Scored in an ACC Match

9 vs. N.C. State, 10-18-62 (9-1)

Largest Margin of Victory in an ACC Match

8 vs. N.C. State, 10-18-62 (9-1)

Most Goals Allowed in an ACC Match

8 vs. Maryland, 11-18-53 (1-8)

8 vs. Clemson, 11-9-76 (0-8)

Largest Margin of Defeat in an ACC Match

8 vs. Clemson, 11-9-76 (0-8)

Most Assists in a Match

12 vs. East Carolina, 9-13-80 (10-0)

12 vs. Barton, 9-9-87 (12-0)

Most Points in a Match

36 vs. Barton, 9-9-87 (12-0)

Most Saves in a Match

40 vs. West Chester, 10-16-61 (0-2)

SEASON

Most Goals Scored

73, 2000 (24 matches)

Most Assists

82, 1980 (22 matches)

82, 2000 (24 matches)

Most Points

228, 2000 (24 matches)

Most Saves

167, 1981 (21 matches)

Most Shutouts

15, 2005 (24 matches)

Most Overtime Matches Played

10, 1979 (24 matches)

Best Goals Per Match Average

4.10, 1966 (41 goals in 10 matches)



Ryan Kneipper tied single-game school records with five goals and 10 points against Winthrop in the 2002 NCAA Tournament.

Best Assists Per Match Average

3.73, 1980 (82 assists in 22 matches)

Best Points Per Match Average

10.10, 1983 (212 points in 21 matches)

Most Victories

21, 2000 (21-3-0)

21, 2001 (21-4-0)

Best Winning Percentage

.909, 1959 (10-1-0)

Best Goals Against Average

0.63, 1978 (12 goals in 19 matches)

Fewest Goals Allowed

9, 1949 (9 matches)

9, 1955 (8 matches)

9, 1966 (10 matches)

Most Goals Allowed

38, 1997 (19 matches)

Most Goals Allowed Per Game

3.25, 1953 (26 goals in 8 matches)

MISCELLANEOUS

Most Consecutive Matches Scoring a Goal

36 (All 22 matches in 1993 season and first 14 matches of 1994 season)

Most Consecutive Victories

15 (Old Dominion match on 9/27/2000 through Rhode Island match on 11/26/2000)

Most Consecutive Matches Without a Loss

15 (Old Dominion match on 9/27/2000 through Rhode Island match on 11/26/2000)

Most Consecutive Shutouts

8 (Wake Forest match on 10-22-05 through Providence match on 11-22-05)

INDIVIDUAL RECORDS

SINGLE MATCH

Most Goals

5 by James Reston vs. N.C. State, 10-18-62

5 by Ryan Kneipper vs. Winthrop, 11-22-02

Most Assists

4 by Steve Scott vs. UNC Charlotte, 10-29-77

4 by Ricky Marvin vs. UNC Charlotte, 9-10-80

Most Points

10 by James Reston vs. N.C. State, 10-18-62

10 by Ryan Kneipper vs. Winthrop, 11-22-02

Most Saves, One Goalkeeper

35 by Tom Griffith vs. West Chester, 10-16-61

Most Saves, Two Goalkeepers

40 by Tom Griffith (35) and Larry Steele (5) vs. West Chester, 10-16-61

Most Saves in a Shutout

25 by Martin Trimble vs. Appalachian State, 10-5-77

SEASON

Most Goals in a Season

25 by Chris Carrieri, 2000 (led nation)

20 by Derek Missimo, 1989

18 by Ryan Kneipper, 2002

16 by John Ghanim, 1959

16 by Louis Bush, 1967

16 by Shawn Ritchie, 1983

16 by Temoc Suarez, 1993

16 by Temoc Suarez, 1994

15 by Marc Devey, 1983

15 by Caleb Norkus, 2000

14 by Donald Cogsville, 1988

14 by Todd Haskins, 1993

14 by Ryan Kneipper, 2001

13 by James Reston, 1960

13 by James Reston, 1962

13 by Derek Missimo, 1987

13 by Chris Carrieri, 1998



Matt Crawford set a UNC single-season record with 16 assists in 2002.

Most Goals in a Season by a Freshman

- 16 by Louis Bush, 1967
- 16 by Shawn Ritchie, 1983
- 16 by Temoc Suarez, 1993

Most Assists in a Season

- 16 by Matt Crawford, 2002
- 15 by Victor Suarez, 1994
- 15 by Michael Bucy, 2000
- 14 by Chris Carrieri, 2000
- 13 by Caleb Norkus, 2000
- 12 by Billy Hartman, 1983
- 12 by Chad Ashton, 1987
- 12 by Derek Missimo, 1988
- 12 by Chad Ashton, 1989
- 12 by Kerry Zavagnin, 1992
- 12 by Hector Suarez, 1993
- 11 by Dino Megaloudis, 1985
- 11 by Noz Yamauchi, 2001

Most Assists in a Season by a Freshman

- 12 by Kerry Zavagnin, 1992
- 12 by Hector Suarez, 1993

Most Points in a Season

- 64 by Chris Carrieri, 2000 (led nation)
- 45 by Ryan Kneipper, 2002
- 44 by Derek Missimo, 1989
- 43 by Caleb Norkus, 2000
- 42 by Shawn Richie, 1983
- 39 by Temoc Suarez, 1993
- 39 by Temoc Suarez, 1994
- 38 by Todd Haskins, 1993
- 38 by Matt Crawford, 2002
- 37 by Marc Devey, 1983
- 36 by Derek Missimo, 1988
- 34 by Ryan Kneipper, 2001
- 33 by Michael Bucy, 2000
- 32 by Louis Bush, 1967

Most Saves in a Season

162 by Larry Steele, 1960

Most Shutouts in a Season

12 by Michael Ueltschey, 2001

Most Matches Played in a Season

25 by Chad Ashton, Marc Buffin, John Cocking, Donald Cogsville, Steve Dragisics, Nick Efthimou, Derek Missimo and Darren Royer, 1987

25 by Matt Crawford, Danny Jackson, Chris Leitch, David Stokes, Marcus Storey, David Testo, Michael Ueltschey and Noz Yamauchi, 2001

Most Matches Started in a Season

25 by Chad Ashton, Marc Buffin, Donald Cogsville, Steve Dragisics and Darren Royer, 1987

25 by Matt Crawford, Danny Jackson, Chris Leitch, David Stokes, Michael Ueltschey and Noz Yamauchi, 2001

Most Goalkeeper Minutes Played

2,310 by Darren Royer, 1987

Best Goalkeeper Goals Against Average

0.40 by Kevin Kane, 1978

CAREER

Most Goals

56 by Derek Missimo, 1987-90

Most Assists

43 by Chad Ashton, 1986-89

Most Points

138 by Derek Missimo, 1987-90

Most Saves

290 by Watson Jennison, 1989-92



Michael Ueltschey set a UNC record with 28.5 shutouts from 1998-2001.

Most Shutouts

28.5 by Michael Ueltschey, 1998-2001

Most Matches Played

88 by Chris Leitch, 1998-2001

88 by Noz Yamauchi, 1998-2001

Most Matches Started

87 by Chris Leitch, 1998-2001

Most Goalkeeper Minutes Played

6,274 by Watson Jennison, 1989-92

Best Goalkeeper Goals Against Average

0.67 by Kevin Kane, 1977-80

MISCELLANEOUS

Most Consecutive Shutouts

6 by Justin Hughes (Wake Forest match on 10-22-2005 through Providence match on 11-22-2005)*

6 by Watson Jennison (The Citadel match on 10-7-92 through Winthrop match on 10-28-92)

*Hughes also split time in shutouts versus Boston College (11-4-2005) and Duke (11-13-2005) over this stretch.

Most Consecutive Matches Scoring a Point

16 by Chris Carrieri (Clemson match on 9-10-2000 through South Carolina match on 11-5-2000)

Most Consecutive Matches Scoring a Goal

11 by Chris Carrieri (Old Dominion match on 9-27-2000 through South Carolina match on 11-5-2000)

Most Consecutive Matches with an Assist

6 by Jay Ainslie (Belmont Abbey match on 10-19-83 through Wake Forest match on 11-5-83)



RECORDS IN REGULAR-SEASON TOURNAMENTS

Tournament	Year	Record
Mayor's Cup	1978-80	4-2-0
Lynchburg Blue Ridge Tournament	1979	0-0-2
Williamsburg Kiwanis Classic	1979	1-1-0
Harbour Front Kiwanis Classic	1980, 82	2-1-1
South Carolina Invitational	1982	1-0-1
Wolfpack Classic	1983-84	3-1-0
Patriot Invitational	1983-87	6-3-1
Tar Heel Invitational	1986-88	4-2-0
Florida Invitational Cup	1986	1-1-0
Indiana adidas-Met Life Classic	1988, 94	2-2-0
Central Florida Invitational	1988	2-0-0
Demon Deacon Weekend Challenge	1989-92	5-3-0
Great Carolina Shootout	1990	2-0-0
adidas Carolina Classic	1991-95	10-0-0
Chiquita Invitational	1993	0-2-0
Sheraton/Lanzera Classic	1993	1-1-0
South Carolina MetLife Classic	1994	1-1-0
UConn/New England Ford Dealers Soccer Classic	1995	2-0-0
adidas/Eurosport Carolina Classic	1996-97	3-1-0
Nike Wake Forest Classic	1998, 2003	3-1-0
Carolina Nike Classic	1998-00, 02-06	14-2-0
Diadora Creighton Classic	1999	1-1-0
UAB Nike Classic	2000	1-1-0
UNC Greensboro Classic	2000-2001	6-0-0
Saint Louis Soccer Classic	2001	1-1-0
Brown Classic	2002	1-1-0
Vermont Soccer Classic	2003	1-0-1
Ohio State Classic	2004	1-0-1
Alltel/Nike Classic	2005	2-0-0
adidas Wake Forest Classic	2006	2-0-0
Totals		83-28-7

RECORD IN OVERTIME GAMES

Versus All Opponents: 55-28-71

In Penalty Kicks: 2-3 (1987 vs. South Carolina, 1992 vs. Wake Forest, 2003 vs. NC State, 2005 vs. Duke, 2006 vs. Wake Forest)

Most Overtimes in One Season: 10 overtime games in 1979; 4-1-5 record

In NCAA Tournament Games: 6-3 (most recent in 2005 vs. SMU)

In ACC Tournament Games: 4-1-4 (most recent in 2006 vs. Wake Forest; penalty kick win vs. Wake Forest in 1992, loss vs. NC State in 2003, loss vs. Duke in 2005 and loss vs. Wake Forest in 2006 officially recorded as ties)

TOP 10 MEN'S SOCCER CROWDS AT FETZER FIELD

1.	3,825	Carolina vs. Duke (10/2/99)
2.	3,585	Carolina vs. Duke (10/28/05)
3.	3,581	Carolina vs. Maryland (10/6/06)
4.	3,572	Carolina vs. Virginia (9/29/96)
5.	3,223	Carolina vs. Virginia (9/22/06)
6.	3,189	Carolina vs. Duke (9/24/03)
7.	3,086	Carolina vs. Maryland (10/5/03)
8.	3,055	Carolina vs. Virginia (9/21/02)
9.	3,051	Carolina vs. Duke (9/29/01)
10.	3,012	Carolina vs. NC State (9/6/06)

(Since 1990 renovation)

THE ATLANTIC COAST CONFERENCE



A TRADITION OF EXCELLENCE

Consistency. It is the mark of true excellence in any endeavor.

However, in today's intercollegiate athletics, competition has become so balanced and so competitive that it is virtually impossible to maintain a high level of consistency.

Yet the Atlantic Coast Conference has defied the odds. Now in its 55th year of competition, the ACC has long enjoyed the reputation as one of the strongest and most competitive intercollegiate conferences in the nation. And that is not mere conjecture, the numbers support it.

Since the league's inception in 1953, ACC schools have captured 105 national championships, including 56 in women's competition and 49 in men's. In addition, NCAA individual titles have gone to ACC student-athletes 139 times in men's competition and 86 times in women's action.

Since 1953, when the league adopted men's soccer and a tradition of excellence was established, the ACC has continued to soar to new heights. The 2006 season marked the third consecutive time that the conference sent three teams to the NCAA Quarterfinals. It also marked the sixth year in a row that the ACC played for a berth to the College Cup as Virginia and Wake Forest reached the 2006 Semifinals. Over league history, the ACC has advanced two teams to the same College Cup six times, while seven of the nine men's soccer programs currently have active NCAA Tournament appearance streaks.

In addition, the ACC and Big East were the only two leagues represented by at least seven teams in the 2006 NCAA postseason field of 48. In 2005, the ACC set a conference record with eight teams selected to the NCAA Men's Soccer Championship field; the previous high was six set in 2002.

Six of the seven teams which participated in postseason play in 2007 earned a top 16 national seed and a first-round bye, while four league teams were named among the top five men's seeds. Since seeding began in 1994, the ACC has been awarded the top seed eight of the possible 13 years.

The league's programs continue to rank among the best in the country in terms of the NCAA Tournament, having made 144 appearances that included 186 victories in the last 48 years, earning 11 national crowns and making 17 appearances in the title contest.

The ACC has placed 106 players on All-America lists, totaling 204 All-America accolades and has garnered 17 National Player of the Year honors. In 2005, Jason Garey of Maryland, who led the Terps to a 19-4 finish and the program's second national title, collected national recognition being named the Soccer America National Player of the Year, NSCAA Scholar-Athlete of the Year and the highly touted Hermann Trophy award. The ACC also showcases five National Rookie of the Year honors.

In 2006, the ACC averaged nearly 2,000 fans at home contests and drew approximately 17,000 people to the 2006 ACC Men's Soccer Tournament, which was held in Germantown, Md. In addition, four of the top 10 single-game home attendances records were set last year.

Michael Harrington earned All-ACC honors for the second straight season in 2006.



ALL-TIME CAROLINA COACHING RECORDS


Name	Yrs.	Record	Pct.	ACC Record	Pct.	Goals For	Goals Against
Marvin Allen	28	174-81-23	.667	53-41-16	.555	779	426
Alan Moore	2	8-9-1	.472	0-0-0	.000	28	49
Anson Dorrance	12	172-65-21	.708	31-31-7	.500	671	302
Elmar Bolowich	18	226-122-26	.639	45-55-13	.456	807	469
Totals	60	580-277-71	.663	129-127-36	.503	2286	1255



Marvin Allen
1947-50, 1953-76



Alan Moore
1951-52



Anson Dorrance
1977-88



Elmar Bolowich
1989-present

ALL-TIME SERIES RECORDS

Adelphi	1-0-0
Air Force	1-1-0
Akron	1-0-1
Alabama-Birmingham	1-1-0
American	4-0-1
Appalachian State	14-3-2
Barton	7-1-0
Belmont Abbey	29-1-0
Boston College	4-0-0
Bowling Green State	0-1-0
Bradley	1-0-0
Bridgeport	0-0-1
Brown	1-1-0
Campbell	14-3-1
Catawba	5-1-0
Charlotte	14-3-0
Cincinnati	1-0-0
The Citadel	3-0-0
Clemson	18-26-6
Coastal Carolina	2-1-0
College of Charleston	3-3-0
Connecticut	5-2-0
Cornell	2-0-0
Creighton	1-1-0
Dartmouth	1-0-0
Davidson	23-4-2
Dayton	1-0-0
Denver	1-0-0
Duke	35-33-8
East Carolina	19-1-0
East Stroudsburg	2-2-0
Elon	10-0-0
Emory	4-0-1
Erskine	4-0-0
Evansville	1-0-0
Fairleigh Dickinson	1-0-1
Florida International	1-2-0
Fullerton State	0-1-0
Furman	6-3-1
Georgetown	1-0-0
George Mason	2-2-2
George Washington	0-2-0
Georgia Southern	1-0-0
Georgia State	3-1-0
Guilford	6-0-1

Hartwick	1-1-0
Harvard	2-0-0
High Point	12-0-2
Howard	0-1-0
Illinois-Chicago	1-0-0
Indiana	2-2-0
Jacksonville	4-0-1
James Madison	1-2-0
Kentucky	2-0-0
Lehigh	1-0-0
Lenoir-Rhyne	4-0-0
Liberty	1-0-0
Lock Haven	1-0-0
Long Island	1-0-0
Longwood	1-0-0
Loyola (Md.)	2-1-0
Lynchburg	7-3-2
Maryland	21-38-3
Massachusetts	1-0-0
Mercer	1-0-0
Methodist	1-0-0
Michigan	1-0-0
Michigan State	0-1-0
Navy	3-9-0
Nevada-Las Vegas	1-0-0
New Hampshire	1-0-0
NC State	45-20-11
North Carolina Wesleyan	4-0-0
UNC Asheville	8-0-0
UNC Greensboro	8-3-1
UNC Wilmington	7-2-2
Ohio State	3-0-0
Old Dominion	5-4-1
Pennsylvania	0-1-0
Penn State	1-5-1
Pfeiffer	12-0-0
Philadelphia Textile	1-0-0
Portland	1-1-0
Princeton	1-0-0
Providence	1-0-0
Quinnipiac	1-0-0
Radford	4-2-1
Rhode Island	1-0-0
Richmond	1-0-0
Rider	1-0-0
Roanoke	8-3-0

Rollins	1-2-0
St. Andrews Presbyterian	2-0-0
St. Bonaventure	0-1-0
St. John's (N.Y.)	2-0-0
Saint Louis	1-3-0
St. Mary's (Calif.)	1-0-0
San Francisco	1-0-0
Seton Hall	1-0-0
SMU	0-1-0
South Carolina	15-10-1
USC Spartanburg	1-0-0
South Florida	2-3-1
Southern Connecticut State	0-1-0
Southern Indiana	1-0-0
Southwest Missouri State	1-0-0
Springfield	0-0-1
Stanford	1-0-0
Stetson	1-0-0
Tampa	0-1-0
Texas Christian	1-0-0
Towson	2-0-0
Trenton State	1-3-0
Tulsa	1-0-0
UCF	4-2-0
UCLA	0-1-0
Vanderbilt	1-0-0
VCU	3-2-0
Vermont	0-0-1
Virginia	32-31-7
Virginia Military Institute	1-0-0
Virginia Tech	8-1-0
Wake Forest	19-7-7
Washington	0-1-0
Washington (Mo.)	1-0-0
Washington & Lee	12-3-0
West Chester	0-1-0
West Virginia Wesleyan	2-1-0
Western Carolina	1-0-0
William & Mary	10-1-0
Wingate	1-0-0
Winthrop	6-1-0
Wisconsin	1-0-0
Wofford	1-0-0
Yale	0-1-0

Bold indicates 2007 opponent



ALL-TIME LETTERWINNERS

AAAA		
Ababio, Eddie	2006	
Abell, Benjamin	1979-82	
Abronski, Adam	1978-81	
Adams, James	1953 (M)	
Ahearn, Donald	1949	
Ainslie, Jay	1980-83	
Albrecht, Kim	1980-83	
Allen, William	1969-71	
Allison, Ty	2002-05	
Anderson, Kenneth	1951 (M)	
Anderson, Robert	1970	
Anderton, Charles	1966	
Ange, Wes	2001	
Ariail, Danny	1970-72	
Armstrong, Jonathan	1991-94	
Ashe, Corey	2003-06	
Ashby, Anson	1994-97	
Ashton, Chad	1986-89	
Austin, Lawrence	1958-60	
Aycinena, Pablo	2002-03	

BBBB		
Bach, Joseph	1947-49	
Baldwin, Mark	1973-74	
Barba, Louis	1966-67	
Barks, Coleman	1956-58	
Barnes, Lawson	1952	
Baroff, Roy	1975-78	
Barrett, Ciaran	1997	
Batt, Jay	2000-03	
Battle, Charles	1961-63	
Baur, Edward	1965, 67	
Beach, Blake	2003-06	
Beebe, Peter	1966-68	
Beim, George	1961-63	
Belmont, Eduardo	1964-65	
Bennett, Hugh	1977-79	
Bennett, Jackson	1971, 73	
Bennett, John	1984	
Berhalter, Gregg	1991-93	
Berky, Zoltan	1974-75	
Bernard, William	1977-78	
Berson, Mark	1972-74	
Betts, Earl	1948-49	
Betty, Edgar	1949	
Bickford, Stephen	2005-06	
Black, John	1976	
Blair, William	1955-57	
Blake, Peter	1961-63	
Blankenship, Albert	1948-50	
Blount, Marvin	1958-59	
Blum, David	1977-79	
Blum, Eric	1980	
Blum, John	1982-84	
Boak, Dave	1947-48	
Boerner, Robert	1954	
Boettingheimer, John	1979-80	
Bofill, James	1973	
Boole, David	2003-06	
Borden, Robert	1956-58	
Bordogna, Richard	1959-61	
Bost, William	1968	
Bowman, Robert	1950	
Boykin, Thomas	1987	
Bradley, Matthew	1990	
Brady, John	1973-74, 76	
Braga, Ames	1970	
Brannon, Robert	1950	
Brayton, Richard	1967-70	
Breeyear, Robert	1979	
Brice, Warren	1953	
Brody, Eric	1976	
Brooks, David	1982-83 (M)	
Brown, Christopher	1978-80	
Brown, Grover	1954-56	
Brown, Harry	1954	
Brown, Kingman	1959-61	
Bruggeworth, Robert	1956	
Bryant, John	1953-54	
Buckley, Bucky	1979-80	
Buckner, Brian	1994	
Bucy, Michael	1997-2000	
Buffin, Marc	1986-89	
Bunting, James	1951, 54-55	
Burnston, Roland	1951-53	
Burr, Peter	1978	
Bush, Louis	1967, 69-70	

Butler, Frank	1954-55
Butler, George	1963
Byrd, Harold	1961
Byrum, Sara (M)	2000

CCCC		
Cadwgan, Gordon	1964-65	
Caiola, Greg	1992-95	
Callahan, Michael	2005-06	
Cambell, George	1960	
Campbell, Scott	2005-06	
Canfield, James	1966-68	
Caporaso, James	1976	
Capre, Michael	1989	
Carothers, Milton	1974	
Carpenter, Wade	1992 (M)	
Carrieri, Chris	1998-2000	
Carroll, Donald	1953	
Carter, Christopher	1967	
Cash, Stephen	2000	
Caudell, Peter	1967	
Champlin, Curtis	1957-59	
Chenathara, Abe	2005-06	
Clark, Jamie	1995	
Clifton, Benton	1954	
Cocking, John	1986-88	
Coffey, Ralph	1981, 84-85	
Coffman, Kenneth	1968	
Cogsville, Donald	1985-88	
Coirolo, Jose	1987-89	
Colavita, Christopher	1981-84	
Colberson, Richard	1971-74	
Cole, David	1951-52	
Cole, Eric	1998	
Collier, David	1976	
Componovo, Roger	1992-94	
Connolly, Christopher	1982-83	
Cook, Bruce	1968	
Cook, Eric	1974-76	
Cook, Kenton	1973-75	
Cook, Lisa	1980-81 (M)	
Cooper, Wilson	1956	
Cope, Thomas	1976-78	
Cordle, Thomas	1957-59	
Corkey, David	1956-58	
Cothran, Pete	1954-55	
Covell, Charles	1955-56	
Crane, James	1966-68	
Cranston, David	1988, 90-91	
Crawford, James	1981	
Crawford, Matt	1999-2002	

DDDD		
Danielson, Greg	1996, 98	
Daskal, Steven	1983, 85-86	
Davis, Bradley	1985-86	
Davis, Jonathan	2001-02	
Davis, Roy	1967	
Davis, Scott	1982-83	
Darby, Brad	2004	
Dawson, Stephen	1971-74	
Deloria, Beth	1984-85 (M)	
Devey, Mark	1982-84, 86	
Di Meo, Andreas	1997	
Di Meo, Ben	1991-94	
DiSalvo, Joey	1996-99	
Disston, Michael	1972-73	
Dodson, Jesse	1954	
Dodson, Michael	1990	
Donnelly, Nicholas	1980	
Dorrance, Anson	1971-73	
Dorrance, Peter	1975	
Dorsett, Joseph	1949-50	
Dougherty, Dennis	1962 (M)	
Douglass, Christopher	1973-75	
Doyle, John	1983-85	
Dragisics, Stephen	1984-87	
Drayton, Geoffrey	1978-81	
Drayton, Richard	1974, 76-77	
Drouin, Dimitry	1993-96	
DuPre, Walter	1947 (M)	
Dworin, Elliott	1963-64	
Dworsky, Bill	2006	

EEEE		
Eaton, Richard	1976-77	
Efthimiou, Nick	1987-89	
Ensley, Timothy	1979-81	

Erickson, Kim	1980 (M)
Erickson, Leif	1956-57 (M)
Evans, Tim	2005-06
Evins, Thomas	1958-60

FFFF		
Faucette, John	1958	
Feffer, David	1968-70	
Fenimore, Edward	1975-78	
Fenton, Timothy	1975-76	
Ferebee, David	1947-49	
Fernandez, John	1977-78, 81	
Ferruzzi, Marco	1989-92	
Fetzer, William	1953	
Fiocco, Michael	1980-83	
Flynt, Terri	1984 (M)	
Ford, Russell	1967	
Foster, John	1955-56	
Fox, Douglass	1959	
Foy, Edward	1949-51	
Frassinetti, William	1981	
Fromen, Gunnar	1970	
Fumo, Jamie (M)	2000	
Fumo, Ray	2001-04	

GGGG		
Gajdos, Peter	2002	
Galifanakis, Mike	1951, 1956	
Gallaudet, Peter	1967	
Galves, Daniel	1964-66	
Gard, Aaron	1993-96	
Garrett, Theodore	1962	
Gell, Mike	1999-2002	
Germani, Chris	2004-05	
Ghamin, John	1957-59	
Ghrisky, Henry	1963-64	
Gilhooly, Frank	1983-86	
Gilmore Peter	1965-66	
Giorgadze, Matsi	1995	
Girou, Benoit	1997	
Gladstone, Donald	1951, 53-54	
Goldberg, Larry	1981-84	
Goldburg, Jay	1954-55	
Goodman, Hugh	1957-59	
Gordon, Howard	1960	
Gordon, Stuart	1972	
Goslen, Allen	1950	
Gourlay, James	1987-88	
Grausman, Richard	1956-58	
Graye, Jordan	2005-06	
Green, Fletcher	1952-53	
Green, Timothy	1974	
Greenbaum, Jesse	1947-49	
Greene, James	1963	
Greenway, Clarence	1952, 55	
Griffin, Geoffrey	1972-73, 75-76	
Griffin, Peter	1974-77	
Griffith, Thomas	1959-61	
Gros-Piron, Alex	1992-93, 96	
Gussenhoven, John	1966-68	
Gwynn, James	1948-50	

HHHH		
Hadas, Tuval	1992	
Haddock, Samuel	1950 (M)	
Hagaman, Smith	1947-48	
Haggerty, Brooks	2006	
Haigh, Tim	1968-70	
Haines, Zach	2004	
Hamilton, Lewis	1960-61	
Hamilton, Oliver	1952	
Hammer, James	1964-66	
Hardwick, Todd	1991-92	
Harmon, David	1973-75	
Harrington, Michael	2003-06	
Harris, Glenn	1977-79	
Harris, John	1955	
Harris, Richard	1993	
Hart, Dan	1983-84 (M)	
Hartman, Billy	1981-84	
Hartman, Charles	1955-56	
Hartsfield, Chris	2002	
Haskins, Todd	1990-91, 93	
Hassold, Robert	1973-75	
Haywood, William	1962-63	
Heath, Lawrence	1965-67	
Hellard, John	1958-59 (M)	
Helms, Brandon	1998-2000	

Helwig, David	1981-82
Henry, Francis	1964-66
Hexner, Peter	1948
Heyn, Christopher	1978-80
Hickey, Casey	1985 (M)
Higgins, George	1988-89
Hildebrand, Jonathan	2001-03 (M)
Hill, James	1954
Hogaboom, Pieter	1957
Hollis, Robert	1973-74
Holt, Kevin	1977-78 (M)
Holub, David	1983
Hooper, Walter	1952 (M)
Hopkins, Thomas	1950-52
Horton, Leland	1975-77
Hughes, Justin	2003-06
Hunt, Torrence	1967-68
Hunter, Ben	2005-06

IIII		
Ingold, Matt	1995	
Inslay, Marshall	1998-99	
Irvine, James	1961-62	
Isenburg, John	1964	
Isherwood, William	1970-72	

JJJJ		
Jablonka, Curtis	1994-95	
Jackson, Basil	1947	
Jackson, Danny	1998-2001	
Jennison, Watson	1989-92	
Johnson, Frederick	1947	
Johnson, James	1993-96	
Johnson, Mark	1973-74	
Johnson, Robert	1964-66	
Johnson, Ryan	2006	
Johnson, Tony	1979-82	
Johnston, Charles	1947-48	
Johnston, James	1965-67	
Jones, Harvey	1955-56	
Jones, Nicholas	1971	
Jones, Robert	1961	
Jones, Tracey	1973-74	
Jordan, Nick	2000-01	
Jordan, Thomas	1948	
Justus, Beth (M)	1996	

KKKK		
Kalb, Barrett	1950-52	
Kampschmidt, Olaf	1975-77	
Kane, Kevin	1977-80	
Kaufman, Gustav	1951	
Kelly, Robert	1981-83	
Kelly, Roy	2001-02	
Kerrick, John	1959-61	
Kepner, Chip	1988-91	
Kepner, Derek	1990-93	
Kepner, Robert	1960-62	
Killinger, Robert	1956	
Killinger, Robert	1987	
Kirby, Robert	1950	
Kirkland, Thomas	1954	
Kizer, Liz	1993 (M)	
Klein, William	1957	
Kneipper, Ryan	1999-2002	
Kohler, William	1968-70	
Krabacher, Ian	1994	
Kruming, Martin	1962-63	
Kuchmay, John	1967-70	
Kulenik, Daniel	1994-97	

LLLL		
Lalor, Paul	1984-85	
Lane, Calvin	1953-54	
Langley, John	1948-49	
Lankford, Frank	1961-63	
Larrance, Casey	1985	
Lau, Lisa	1984-86 (M)	
Lawrence, Johna	1986-89 (M)	
Laycock, Matt	1997-2000	
Ledwith, Kevin	1972-73	
Leidesdorf, Samuel	1961 (M)	
LeRoux, Grant	1990, 92	
Leitch, Chris	1998-2001	
LeVasseur, William	1964-65	
LeVeau, David	1985	
Levitian, Ryan	2000-01	
Levy, Frank	1947	



Members of the 2001 national championship team:
Ryan Kneipper, Logan Pause, Grant Porter and Matt Crawford.

Lew, Charles	1994
Lewis, Cameron	2004-06
Lewis, Garry	2006
Litchford, Chris	2004-06
Loud, John	1964-66
Lowe, Lori	1995 (M)
Loyd, Zach	2006
Lugossy, Frank	1983
Lurie, Fred	1950-51
Lyn, Christopher	1990-93
Lyon, William	1949
Lyons, George	1983

MMMM

MacCalman, Duncan	1947-48, 50-51
Maher, Joseph	1979-82
Mansfield, John	1977-79
Mansfield, Zack	2001
Mansfield, Patricia	1987-91 (M)
Marcoplos, Mark	1971
Martin, Marcus	1985-86
Marvin, Richard	1978-81
Mascia, Brian	1994-96, 97 (M), 98
Mascia, Michael	1990-91
Mavretic, Josephus	1953-55
Mayes, Richard	1967-68 (M)
McCallie, John	1969-71
McCallie, Spencer	1963-65
McCarthy, John	1969 (M)
McCarty, Dax	2004-05
McConnell, Gregory	1989-91
McCormick, John	1954-56
McGinn, Joseph	1954
McGinty, Park	1962-64
McGinty, Sean	2000-03
McKinnon, McKay	1968-70
McNally, Andrew	1959-60, 62
Meador, Jennifer	1982 (M)
Megaloudis, Dino	1985-88
Meixner, Cathy	1986 (M)
Merola, David	1987-90
Merrill, Allen	1967, 69-70
Merritt, James	1948 (M)
Merritt, Tim	2001-04
Metcalfe, Randolph	1972
Milazzo, Michael	1993-94
Milhound, Kim	1993 (M)
Milledge, Allen	1950-51
Miller, Kate	1981 (M)
Minis, Henry	1964, 1966
Missimo, Derek	1987-90
Moltzon, Michael	1984-87
Monroe, Douglas	1974-76
Montgomery, Ernest	1949-51
Moore, David	1990-93
Moore, Springer	1963
Moore, William	1947-49
Morgan, Matthew	1988
Morrow, Robert	1968
Morrow, Zach	2001
Morse, Timothy	1968-71
Moss, Jeff	1982

Moyer, Francis	1968
Moyer, Robert	1966
Muldrow, Wendell	1988-91
Mumford, Christopher	1985
Murphy, Andrew	1963-65
Murray, Robert	1992, 94-95
Muster, Karl	1969-71

NNNN

Naber, Sean	1977-80
Nelson, Frank	1947-49
Nelson, Terry	1984-87
Ngambi, Wisdom	1966-67
Nicholson, Thomas	1984-86, 88
Nisbet, Peter	1967
Norkus, Caleb	1997-2000

OOOO

O'Connor, Thomas	1988-91
O'Connor, Timothy	1971-73
O'Donnell, Gerry	1978, 1981
O'Donnell, Patrick	1981
Odgers, Ted	2003-06
Okoroma, Edwin	1963-64
Osborne, John	1976-78

PPPP

Pace, Thomas	1970
Packard, Mark	1967-69
Painter, Stephen	1961-63
Palacio, Leo	1982-83
Pallulat, Henry	1947
Parker, Fred	1960, 1962
Paterson, James	1968-69
Patseavouras, Louis	1952-53
Patterson, Andrew	1952-53
Patterson, Furnifold	1964
Patterson, Scott	1965 (M)
Pause, Logan	2000-02
Pawlik, Harry	1951-53
Pazdan, Joseph	1950
Perkins, Thomas	1958-60
Perry, Donna	1990-91 (M)
Perry, Geoffrey	1966-68
Pfautz, Jack	1947-48
Pincus, Cyndi	1993 (M)
Pinto, Hassan	1990-92
Poff, James	1980-83
Polak, Herman	1960-62
Polak, Willem	1964-66
Pope, Eddie	1992-95
Popik, Daniel	1997
Popp, David	1997-99
Porter, Carson	1997-2000
Porter, Grant	2000-03
Prakke, Herman	1960-62
Pratt, Doug	1994
Propster, Robert	1974
Propster, William	1977, 79-80
Purks, James	1956-57

QQQQ

Quackenbush, Robert	1958-60
---------------------	---------

RRRR

Rand, Tom	1956-58
Randolph, Carl	1951-53
Rattay, Raymond	1957-58
Reeves, William	1963, 1965
Reid, Michael	1980-82
Redmond, Jorge	1996
Reston, James	1960-62
Reynolds, James	1995
Reynolds, Tim	1997
Rhea, Andrew	2003-04
Rhoades, William	1949-50
Rhodes, John	1972-75
Richards, John	1979-82
Richardson, David	1995
Rigley, Donna	1985 (M)
Rijsman, Thomas	1996
Ritchie, Shawn	1983-84
Roberts, Thomas	1963-65
Robertson, Tate	1958-59
Robinson, Eddie	1996, 98-2000
Rommel, William	1975-76
Rotelli, George	1969
Rouse, Charles	1974-76 (M)
Rowley, Martin	1985-87
Royer, Darren	1985-88
Russell, Harry	1951-54
Russell, Peter	1966

SSSS

Sahaydak, Tim	1995-96
Sartorio, Steve	2000
Sawyer, Blackwell	1949-51
Sayre, Richard	1963-64
Schlacter, John	1962
Schumacher, Ryan	1998-2001
Scott, Steve	1975-78
Seggel, Peter	1968-70
Shaffer, Mark	1973-76
Sharp, Graham	1995
Shelton, Charles	1961-62
Sherrill, Gary	1981, 1983
Sherry, Herb	1987-91
Shettle, William	1959-60
Sherard, Andre	2004-06
Shull, Wes	2003-05
Shriver, Brian	2005-06
Sidbury, William	1959-60
Siegel, Edward	1962-63
Sietsema, Stephen	1992-94
Sigmon, Ashley	1993-96 (M)
Simpkins, Scott	1985
Singer, Alain	1947
Skelly, Thomas	1963
Skidmore, James	1953-55
Skokle, Donald	1968-70
Skolsky, Steven	1974-76
Sloustcher, Adam	2004-05
Smith, Charles	1975-76
Smith, James	1970-72
Smith, Patrick	1992-95
Smith, Theodore	1956-57
Smyth, David	1984-87
Snyder, William	1960-62
Sobel, Dave	1947-48
Soffe, Dixon	2002-03
Sorsabal, Justin	2003
Sprinkle, Elmer	1959-60
Starnes, Harry	1987
Steele, Larry	1960-61
Steffen, C.J.	1998-2000
Stephan, Richard	1960 (M)
Stephens, George	1949-51
Sterling, Arden	1968-71
Stern, William	1958-59
Stilley, Scot	1992
Stokes, David	2000-02
Stone, Raymond	1966
Storch, Reid	1984-87
Storey, Marcus	2001-04
Strickland, John	1965-66
Strong, Brian	1996-97
Suarez, Hector	1993-95
Suarez, Temoc	1993-96
Suarez, Victor	1993-96

Suito, Gilbert	1965
Sullivan, Audley	1953-55
Superville, Lee	2004-05

TTTT

Takacs, Larry	1977-79
Talbot, Bruce	1982-83
Talbot, James	1962-64
Talley, Carey	1994-97
Tate, John	1983-85
Taylor, David	1971-74
Taylor, Robert	1976
Testo, David	2001-02
Thomas, Brad	1998-2000
Thompson, Mike	1957-59
Tinkham, Adam	1988-91
Tison, Ben	1951-52
Tittle, William	1963 (M)
Tonne, Christopher	1984-85
Tremain, Rawleigh	1952
Trimble, Martin	1975-78
Turner, Mark	1978-80
Turner, Stephen	1978-80

UUUU

Ueltschey, Michael	1998-2001
Umstad, Walter	1949 (M)
Uthlaut, Herbert	1970 (M)

VVVV

Vanore, Andrew	1995
VanWyck, Frederick	1964-66
VanZandt, Porter	1947
Velez, Javier	2006
Velez, Vincent	1997-98
Vreeland, Walling	1948
Vouloumanos, Nectarios	1992, 94

WWWW

Wachsman, Richard	1988-91
Walker, Brent	1990-92
Wall, William	1963
Walter, James	1966 (M)
Walters, Michael	2004-05
Walshall, Ralph	1973-74
Ward, Richard	1967-68, 71
Watkins, John	1995
Watson, Jamie	2003-04
Wean, Jon	1998-99
Wells, Carey	1974-75
Welton, David	1958
Wescow, Jacob	2006
West, Kenneth	1981-84
White, Finley	1958-59
Whitfield, Aubrey	2002
Whitfield, Charles	1957-59
Williams, Allen	1947-48
Williams, Ford	2002-05
Williams, G.T.	1947
Wimberley, Tate	1995-96
Winsor, Arthur	1949-50
Wise, Doxce	1954
Woodroffe, William	1996-99
Worrel, Steven	1980
Worth, Bruce	1972
Wright, James	1989-91
Wright, Thomas	1963-64
Writer, Jackie	1964-66

YYYY

Yamauchi, Noz	1998-2001
Yancey, Allen	1971-73 (M)
Yelverton, Fred	1955 (M)
Yoncha, Ronald	1971
Youhanna, Theodore	1956-57
Younts, James	1952-53

ZZZZ

Zadeyan, Ankist	1990
Zarnegar, Cyrus	1995
Zavagnin, Kerry	1992-95
Zlotnicki, Bogdan	1957

(M) = Manager



AKRON
 Sept. 9 • Neutral • 12 p.m.
 Location Akron, Ohio
 Nickname Zips
 Conference Mid-American
 Head Coach Caleb Porter
 2006 Record 13-5-1, 4-1-0 MAC
 SID Contact TBA
 Office (330) 972-6584
 Press Box (330) 972-8896
 Fax (330) 374-8844
 Email TBA
 Web Site GoZips.com



BOSTON COLLEGE
 Sept. 22 • Home • 7 p.m.
 Location Chesnut Hill, Mass.
 Nickname Eagles
 Conference Atlantic Coast
 Head Coach Ed Kelly
 2006 Record 8-7-2, 3-3-2 ACC
 SID Contact Tim Clark
 Office (617) 552-8841
 Press Box (617) 552-4747
 Fax (617) 552-4903
 Email clarktb@bc.edu
 Web Site BCEagles.com



BRADLEY
 Sept. 7 • Neutral • 5 p.m.
 Location Peoria, Ill.
 Nickname Braves
 Conference Missouri Valley
 Head Coach Jim DeRose
 2006 Record 8-8-4, 4-4-1 MVC
 SID Contact Bobby Parker
 Office (309) 677-2624
 Press Box (309) 673-8381
 Fax (309) 677-2626
 Email bparker@bradley.edu
 Web Site BUBraves.com



CAMPBELL
 Oct. 30 • Home • 7:30 p.m.
 Location Buies Creek, N.C.
 Nickname Camels
 Conference Atlantic Sun
 Head Coach Doug Hess
 2006 Record 10-7-2, 4-1-2 A-Sun
 SID Contact Stan Cole
 Office (910) 893-1331
 Fax (910) 893-1330
 Email cole@campbell.edu
 Web Site GoCamels.com



CLEMSON
 Oct. 26 • Home • 7:30 p.m.
 Location Clemson, S.C.
 Nickname Tigers
 Conference Atlantic Coast
 Head Coach Trevor Adair
 2006 Record 13-5-2, 3-3-2 ACC
 SID Contact Sam Blackman
 Office (864) 656-1924
 Fax (864) 656-0299
 Press Box (864) 656-4303/4304
 Email blackmj@clemson.edu
 Web Site ClemsonTigers.com



DAVIDSON (EXH.)
 Aug. 21 • Home • 7:30 p.m.
 Location Davidson, N.C.
 Nickname Wildcats
 Conference Southern
 Head Coach Matt Spear
 2006 Record 5-13-1, 1-5-1 SoCon
 SID Contact Joey Beeler
 Office (704) 894-2931
 Fax (704) 894-2636
 Email jobeeler@davidson.edu
 Web Site Davidson.edu/athletics



DUKE
 Oct. 11 • Home • 8:30 p.m.
 Location Durham, N.C.
 Nickname Blue Devils
 Conference Atlantic Coast
 Head Coach John Rennie
 2006 Record 18-4-1, 5-2-1 ACC
 SID Contact John Crisafulli
 Office (919) 684-2668
 Fax (919) 684-2489
 Email jcrisafulli@duke.edu
 Web Site GoDuke.com



ELON
 Oct. 16 • Away • 7 p.m.
 Location Elon, N.C.
 Nickname Phoenix
 Conference Southern
 Head Coach Darren Powell
 2006 Record 10-8-2, 3-3-1 SoCon
 SID Contact Chris Rash
 Office (336) 278-6712
 Fax (336) 278-6768
 Email crash@elon.edu
 Web Site ElonPhoenix.com



HIGH POINT
 Oct. 23 • Home • 7:30 p.m.
 Location High Point, N.C.
 Nickname Panthers
 Conference Big South
 Head Coach Dustin Fonder
 2006 Record 6-11-4, 3-4-0 Big South
 SID Contact April Goode
 Office (336) 841-4638
 Fax (336) 841-9182
 Email agoode@highpoint.edu
 Web Site HighPointPanthers.com



LIBERTY
 Oct. 2 • Home • 7:30 p.m.
 Location Lynchburg, Va.
 Nickname Flames
 Conference Big South
 Head Coach Jeff Alder
 2006 Record 9-6-0, 4-3-0 Big South
 SID Contact Ryan Bomberger
 Office (434) 582-2292
 Fax (434) 582-2076
 Email rbomberger@liberty.edu
 Web Site LibertyFlames.com



MARYLAND
 Nov. 9 • Home • 7:30 p.m.
 Location College Park, Md.
 Nickname Terrapins
 Conference Atlantic Coast
 Head Coach Sasho Cirovski
 2006 Record 16-5-1, 4-3-1 ACC
 SID Contact Matt Lynch
 Office (301) 314-7066
 Fax (301) 314-9094
 Press Box (301) 657-0388
 Email mlynch@umd.edu
 Web Site UMTerps.com



MONMOUTH
 Aug. 31 • Home • 7:30 p.m.
 Location W. Long Branch, N.J.
 Nickname Hawks
 Conference Northeast
 Head Coach Robert McCourt
 2006 Record 14-4-3, 7-0-2 NEC
 SID Contact Chris Tobin
 Office (732) 263-5180
 Press Box (732) 996-8935
 Fax (732) 571-3535
 Email ctobin@monmouth.edu
 Web Site GoMUHawks.com



NC STATE
 Sept. 15 • Away • 4 p.m.
 Location Raleigh, N.C.
 Nickname Wolfpack
 Conference Atlantic Coast
 Head Coach George Taratini
 2006 Record 6-10-1, 1-6-1 ACC
 SID Contact Brian Reinhardt
 Office (919) 515-8953
 Fax (919) 515-2898
 Press Box (919) 819-8317
 Email brian_reinhardt@ncsu.edu
 Web Site GoPack.com



OLD DOMINION
 Sept. 2 • Home • 7 p.m.
 Location Norfolk, Va.
 Nickname Monarchs
 Conference Colonial Athletic Assoc.
 Head Coach Alana Dawson
 2006 Record 14-6-2, 7-3-1 CAA
 SID Contact Rob Silsbee
 Office (757) 683-3372
 Fax (757) 683-3119
 Email rsillsbee@odu.edu
 Web Site ODUSports.com



UNC ASHEVILLE (EXH.)
 Aug. 25 • Neutral • 7:30 p.m.
 Location Asheville, N.C.
 Nickname Bulldogs
 Conference Big South
 Head Coach Steve Cornish
 2006 Record 5-13-0, 2-5-0 BSC
 SID Contact Mike Gore
 Office (828) 251-6923
 Fax (828) 251-6386
 Email mgore@unca.edu
 Web Site UNCABulldogs.com



VCU
 Sept. 29 • Away • 7 p.m.
 Location Richmond, Va.
 Nickname Rams
 Conference Colonial Athletic Assoc.
 Head Coach Tim O'Sullivan
 2006 Record 4-13-1, 2-8-1 CAA
 SID Contact Phil Stanton
 Office (804) 828-3440
 Fax (804) 828-9428
 Email pdstanton@vcu.edu
 Web Site VCUAthletics.com



VIRGINIA
 Oct. 6 • Away • 7 p.m.
 Location Charlottesville, Va.
 Nickname Cavaliers
 Conference Atlantic Coast
 Head Coach George Gelnovatch
 2006 Record 17-4-1, 5-3-0 ACC
 SID Contact Cathy Bongiovi
 Office (434) 982-5534
 Fax (434) 982-5525
 Press Box (434) 977-2690
 Email cathyb@virginia.edu
 Web Site VirginiaSports.com



VIRGINIA TECH
 Oct. 19 • Away • 7 p.m.
 Location Blacksburg, Va.
 Nickname Hokies
 Conference Atlantic Coast
 Head Coach Oliver Weiss
 2006 Record 11-8-1, 2-5-1 ACC
 SID Contact Michael DeVine
 Office (540) 231-1494
 Fax (540) 231-6984
 Email TBA
 Web Site HokieSports.com



WAKE FOREST
 Nov. 3 • Away • 7 p.m.
 Location Winston-Salem, N.C.
 Nickname Demon Deacons
 Conference Atlantic Coast
 Head Coach Jay Vidovich
 2006 Record 18-3-4, 5-2-1 ACC
 SID Contact Katy Hamlett
 Office (336) 758-4120
 Fax (336) 758-5140
 Press Box (336) 758-8681
 Email hamletkd@wfu.edu
 Web Site WakeForestSports.com



WILLIAM & MARY
 Sept. 19 • Home • 7:30 p.m.
 Location Williamsburg, Va.
 Nickname Tribe
 Conference Colonial Athletic Assoc.
 Head Coach Chris Norris
 2006 Record 8-8-3, 4-4-3 CAA
 SID Contact Kris Sears
 Office (757) 221-3368
 Fax (757) 221-3412
 Email kasear@wm.edu
 Web Site TribeAthletics.com

ALL-TIME RESULTS VS. 2007 OPPONENTS

■ AKRON

(UNC leads, 1-0-1)

Year	Site	Result
1982	N	T, 2-2 (OT)
2002	H	W, 2-1 (OT)

■ BOSTON COLLEGE

(UNC leads, 4-0-0)

Year	Site	Result
1981	A	W, 4-2
1983	A	W, 3-1
2005	H	W, 5-0
2006	A	W, 3-1

■ BRADLEY

(UNC leads, 1-0-0)

Year	Site	Result
1999	N	W, 3-1

■ CAMPBELL

(UNC leads, 14-3-1)

Year	Site	Result
1993	N	L, 1-2
1967	H	W, 5-0
1972	A	W, 3-2
1977	A	W, 1-0 (OT)
1978	H	W, 2-1
1979	A	W, 2-0 (OT)
1980	H	W, 6-2
1981	A	L, 0-3
1982	H	W, 6-1
1983	A	W, 5-2
1984	H	W, 2-1
1985	A	T, 3-3 (OT)
1988	A	L, 1-2
1989	H	W, 3-1
1997	H	W, 3-2
1999	A	W, 5-0
2000	H	W, 1-0
2002	A	W, 7-1
2006	A	L, 0-1

■ CLEMSON

(CU leads, 26-18-6)

Year	Site	Result
1967	H	W, 5-1
1968	A	W, 4-3
1969	H	W, 4-1
1970	A	T, 3-3 (OT)
1971	H	T, 2-2 (OT)
1972	A	L, 1-5
1973	H	L, 0-2
1974	A	L, 0-6
1975	H	L, 1-3
1976	A	L, 0-8
1977	H	L, 1-5
1978	A	T, 0-0 (OT)
1979	H	L, 2-6
1980	A	T, 2-2 (OT)
1981	H	W, 1-0 (OT)
1982	A	L, 0-5
1983	H	L, 0-7
1984	A	L, 1-2
1985	H	L, 0-5
1986	A	L, 1-3
1987	H	W, 2-1
	N	W, 2-1 (OT)
	A	L, 1-4
1988	A	L, 1-2
	A	W, 2-1
1989	H	W, 2-1
1990	A	L, 0-1
1991	H	W, 2-1
	H	W, 3-1
1992	A	T, 1-1 (OT)
1993	H	T, 2-2 (OT)
	H	L, 2-4
1994	A	L, 1-4
1995	H	L, 1-2 (OT)
	N	L, 0-1
1996	A	L, 2-3 (OT)
1997	H	L, 0-1
1998	A	L, 0-5
1999	H	W, 2-1
	N	W, 1-0 (OT)
2000	A	W, 2-1

2001	H	W, 1-0
	A	L, 1-2
2002	A	W, 3-1
	N	L, 2-3
2003	H	L, 1-0
2004	A	W, 4-1
2005	H	W, 1-0
	N	W, 2-0
2006	A	L, 0-1

■ DUKE

(UNC leads, 35-33-8)

Year	Site	Result
1947	H	W, 7-3
	A	L, 1-3
1948	H	T, 0-0 (OT)
	A	W, 2-1
1949	A	W, 1-0
	H	W, 2-0
1950	A	L, 0-3
	H	W, 1-0
1951	H	W, 3-2
	A	L, 0-6
1952	A	L, 1-3
	H	L, 1-3
1953	H	L, 2-5
1954	H	W, 2-1
	A	W, 2-0
1955	A	W, 1-0
	H	W, 2-0
1956	A	L, 0-3
1957	H	T, 5-5 (OT)
1958	A	W, 2-0
1959	H	W, 2-1
1960	A	L, 2-4
1961	H	L, 2-3
1962	A	W, 1-0
1963	H	T, 1-1 (OT)
1964	A	T, 1-1 (OT)
1965	H	W, 3-0
1966	A	W, 4-1
1967	H	W, 2-1
1968	A	L, 2-3
1969	H	L, 0-1
1970	A	W, 5-0
1971	H	W, 5-3
1972	A	T, 2-2 (OT)
1973	H	L, 1-2
1974	A	T, 1-1 (OT)
1975	H	W, 3-0
1976	A	L, 0-1
1977	H	W, 2-0
1978	N	W, 3-2
	A	L, 0-1
1979	H	W, 2-1
1980	H	L, 0-1
	A	L, 2-3
1981	H	L, 2-3
1982	A	L, 1-5
1983	H	W, 2-1 (OT)
1984	A	W, 1-0 (OT)
1985	H	L, 0-4
1986	A	L, 0-1
1987	H	W, 2-1
	A	W, 2-0
1988	A	L, 1-2
	N	W, 2-1
1989	H	L, 0-4
1990	A	L, 0-1
1991	H	W, 2-1
1992	A	L, 0-1
1993	H	W, 4-1 (OT)
	H	W, 3-2
1994	A	W, 4-3
	N	L, 0-2
1995	H	L, 1-2
1996	A	W, 3-2
1997	H	L, 2-6
1998	A	L, 0-2
1999	H	L, 0-1
	N	L, 0-4
2000	A	W, 4-2
2001	H	W, 1-0
2002	A	L, 0-1
2003	H	W, 3-2 (OT)
2004	A	L, 3-2
2005	H	T, 0-0 (OT)

	N	T, 0-0 (OT)
2006	A	L, 0-1

■ ELON

(UNC leads, 10-0-0)

Year	Site	Result
1980	A	W, 5-0
1981	H	W, 5-0
1982	A	W, 2-0
1986	H	W, 4-1
1989	H	W, 5-0
2000	H	W, 5-0
2002	H	W, 4-0
2004	A	W, 3-1
2005	H	W, 2-1 (OT)
2006	H	W, 1-0 (OT)

■ HIGH POINT

(UNC leads, 12-0-2)

Year	Site	Result
1947	H	W, 3-0
	A	W, 3-2
1948	A	T, 3-3 (OT)
	H	W, 2-1
1977	H	W, 6-1
1978	H	W, 2-0
1979	H	W, 2-1
1980	A	W, 4-0
1981	H	W, 8-0
1982	A	W, 6-1
1998	H	W, 4-1
1999	H	W, 6-0
2005	A	W, 2-0
2006	H	T, 3-3 (OT)

■ LIBERTY

(UNC leads, 1-0-0)

Year	Site	Result
2006	A	W, 1-0

■ MARYLAND

(UM leads, 38-21-3)

Year	Site	Result
1949	H	L, 0-1
1950	A	L, 0-4
1951	H	L, 1-2
1952	A	L, 1-2
1953	H	L, 1-8
1954	A	L, 1-4
1955	H	L, 0-2
1956	A	L, 0-4
1957	H	L, 2-4
1958	A	L, 1-2
1959	H	L, 2-4
1960	A	L, 0-5
1961	H	L, 1-4
1962	A	L, 0-7
1963	H	L, 1-2
1964	A	L, 1-6
1965	H	L, 0-1 (OT)
1966	A	L, 1-2
1967	H	L, 1-3
1968	A	L, 1-3
1969	H	W, 3-2
1970	A	W, 3-2
1971	H	L, 1-3
1972	A	W, 2-1 (OT)
1973	H	T, 1-1 (OT)
1974	A	T, 0-0 (OT)
1975	H	W, 2-0
1976	A	W, 1-0
1977	H	W, 2-0
1978	A	W, 1-0 (OT)
1979	H	W, 1-0 (OT)
1980	A	W, 2-0
1981	H	W, 2-0
1982	A	L, 0-1 (OT)
1983	H	W, 2-0
1984	A	W, 1-0
1985	H	W, 1-0 (OT)
1986	A	L, 2-3 (OT)
1987	H	L, 0-2
1988	A	W, 3-2 (OT)
1989	H	L, 0-2
1990	A	L, 1-2
1991	H	L, 0-1 (OT)
1992	A	W, 3-0
1993	H	W, 1-0
1994	A	L, 1-2
1995	H	L, 0-1
1996	A	L, 1-2
1997	H	L, 0-1
1998	A	W, 3-2 (OT)
1999	H	L, 1-2
2000	A	L, 0-1 (OT)
2001	H	L, 0-1
2002	A	L, 0-1
2003	H	L, 1-2
2004	A	L, 1-2
2005	H	L, 0-1 (OT)

1992	A	W, 1-0
1993	H	W, 1-0
1994	A	L, 1-2
1995	H	L, 1-2
	N	W, 4-3
1996	A	L, 1-3
1997	H	L, 1-2 (OT)
1998	A	W, 2-1 (OT)
	N	L, 0-2
1999	H	L, 0-1
2000	A	W, 5-1
2001	H	W, 2-1
2002	A	L, 1-3
2003	H	W, 1-0
2004	A	L, 0-1
	N	L, 2-4
2005	A	L, 1-4
2006	H	T, 1-1 (OT)

■ NC STATE

(UNC leads, 45-20-11)

Year	Site	Result
1949	A	W, 3-1
	H	W, 6-0
1950	A	W, 6-0
	H	W, 3-1
1951	H	W, 4-2
	A	T, 1-1 (OT)
1952	H	L, 0-1
	A	W, 2-1
1953	A	T, 2-2 (OT)
	H	L, 0-4
1954	H	W, 1-0
	A	L, 0-3
1955	H	W, 3-0
	A	T, 3-3 (OT)
1956	H	W, 7-2
1957	A	L, 1-2
1958	H	W, 2-0
1959	A	W, 5-2
1960	H	W, 5-1
1961	A	W, 5-3
1962	H	W, 9-1
	A	W, 6-1
1963	A	W, 3-1
1964	H	W, 4-1
1965	A	W, 3-0
1966	H	W, 4-0
1967	A	W, 6-2
1968	H	W, 3-0
1969	A	W, 4-0
	H	W, 4-0
1970	H	T, 1-1 (OT)
1971	A	L, 0-2
1972	H	W, 5-0
1973	A	W, 2-1
1974	H	W, 3-2
1975	A	L, 3-4
1976	A	W, 4-1
	H	L, 1-2 (OT)
1977	A	W, 2-1 (OT)
1978	A	W, 5-0
	H	W, 2-1
1979	N	L, 0-1 (OT)
	A	W, 2-0
1980	H	L, 0-4
1981	A	L, 2-4
1982	H	T, 4-4 (OT)
1983	A	L, 1-2
1984	H	L, 1-4
1985	A	W, 1-0
1986		