

NORTH CAROLINA

2000-01 Basketball

Athletic Media Relations • 919-962-1376 • 919-962-0612 Fax • TarHeelBlue.com

GAME NOTES - MARCH 9, 2001

Game 29

NORTH CAROLINA TAR HEELS 2000-01 RESULTS (23-5, 13-3 ACC)

November

10 vs. Winthrop (NABC) W, 66-61
 11 vs. Tulsa (NABC) W, 91-81
 17 at Appalachian State W, 99-69
 29 at Michigan State (1) L, 64-77

December

2 Kentucky L, 76-93
 4 Miami (Fla.) W, 67-45
 9 vs. Texas A&M (2) W, 82-60
 17 Buffalo W, 95-64
 23 at UCLA W, 80-70
 29 vs. Massachusetts (3) W, 91-60
 30 vs. College of Charleston (3) W, 64-60

January

2 at Georgia Tech. W, 84-70
 6 Wake Forest W, 70-69
 10 at Maryland W, 86-83
 13 Marquette W, 84-54
 17 Clemson W, 92-65
 20 at Florida State W, 80-70
 24 Virginia W, 88-81
 28 at NC State W, 60-52

February

1 at Duke W, 85-83
 3 Georgia Tech. W, 82-69
 6 at Wake Forest W, 80-74
 10 Maryland W, 96-82
 18 at Clemson L, 65-75
 22 Florida State W, 95-67
 25 at Virginia L, 66-86
 28 NC State W, 76-63

March

4 Duke L, 81-95
 9 Clemson or Florida State (4) . Noon, RJ/ESPN

- (1) ACC-Big 10 Challenge, East Lansing, Mich.
- (2) at Houston, Texas
- (3) Hardee's Tournament of Champions, Charlotte, N.C.
- (4) ACC Tournament, Atlanta, Ga.

ATLANTIC COAST CONFERENCE TOURNAMENT QUARTERFINALS No. 6/5 North Carolina Tar Heels vs. Florida State or Clemson

Date & Time: Friday, March 9, 2001, Noon
Site: Georgia Dome, Atlanta, Ga.

Record: Carolina 23-5 overall, 13-3 ACC

Rankings: Carolina 6th in Associated Press and 5th in ESPN/USA Today polls

Series Record vs. Florida State: Carolina leads 27-6 overall, 9-1 at neutral sites, 2-0 in the ACC Tournament, 17-5 since Florida State joined the ACC in 1991-92

Series Record vs. Clemson: Carolina leads 108-17 overall, 30-4 at neutral sites, 11-1 in the ACC Tournament

Radio: Tar Heel Sports Radio Network, a division of Learfield Communications. Woody Durham (play-by-play) and Mick Mixon (color) provide the call. A live broadcast also is available on the University of North Carolina's official athletic website, TarHeelBlue.com.

Television: RJ/ESPN

TOP-SEEDED TAR HEELS TO FACE CLEMSON OR FLORIDA STATE IN ACC TOURNAMENT

No. 1 seed North Carolina will play the winner of Thursday night's game between No. 8 seed Florida State and No. 9 seed Clemson at Noon Friday in the quarterfinals of the 2001 Atlantic Coast Conference Tournament.

The winner of Friday's first quarterfinal game will play on Saturday at 1:30 p.m. against the winner of Friday's game between No. 4 seed Virginia and No. 5 seed Georgia Tech.

Carolina is seeking its third ACC title in five years after capturing the league crown in 1997 and 1998. The Tar Heels reached the ACC finals in 1999.

The quarterfinal round game against Clemson or Florida State will be Carolina's 104th in ACC Tournament history. No other team has played that many games. Duke is second with 99 games prior to this year's event.

The Tar Heels are 72-31 in ACC Tournament play. An extensive review of Carolina's history in the ACC Tournament may be found on pages 159-163 of the UNC media guide.

CAROLINA IN THE ACC TOURNAMENT

The Tar Heels are the winningest team in Atlantic Coast Conference Tournament history, winning the title a record 15 times. UNC has played in the championship game 26 times in 47 years. Duke is second with 11 Tournament championships and 21 title game appearances.

Carolina has won ACC Tournament championships in 1957, 1967, 1968, 1969, 1972, 1975, 1977, 1979, 1981, 1982, 1989, 1991, 1994, 1997 and 1998.

The Tar Heels have played in the ACC Tournament finals in eight of the last 10 years and 11 of the last 14 seasons. The only seasons in which Carolina has not advanced to the finals in the last 14 years were in 1990, 1996 and 2000. UNC lost in the quarterfinals in each of those seasons. The Tar Heels have not lost a semifinal round game since 1984.

2000-01 UNIVERSITY OF NORTH CAROLINA TAR HEELS

No.	Player	Yr.	Pos.	Ht.	Wt.	Hometown	Notes
00	Brendan Haywood	Sr.	C	7-0	268	Greensboro, N.C.	Leads ACC with 3.75 blocked shots per game; First UNC player ever with 100 blocks in a season
3	Brian Morrison	Fr.	G	6-2	178	Redmond, Wash.	Scored eight points in nine minutes of action vs. Duke on March 4
11	Michael Brooker	Sr.	G/F	6-6	222	Sandersville, Ga.	Had five points off the bench against Kentucky
13	Neil Fingleton	Fr.	C	7-5	280	Durham, England	Will red-shirt due to back surgery in August
14	Jonathan Holmes	So.	G	6-0	185	Bloomington, Ind.	Nine points and five assists in win over Tulsa
22	Ronald Curry	So.	G	6-2	200	Hampton, Va.	Scored career-high 14 points in the Feb. 28 win over NC State
24	Max Owens	Sr.	G/F	6-5	198	Macon, Ga.	Scored eight points on Senior Day vs. Duke on March 4
25	Jason Capel	Jr.	F/G	6-8	230	Fayetteville, N.C.	All-America candidate is third in ACC with seven double-doubles
31	Adam Boone	Fr.	G	6-2	192	Minneapolis, Minn.	Season-highs with 10 points, five rebounds vs. Georgia Tech on Feb. 3
32	Orlando Melendez	Jr.	F	6-8	200	Juana Diaz, P.R.	Season-high five points against UMass
35	Jim Everett	Sr.	F	6-8	240	Charlotte, N.C.	Former JV player earned scholarship this semester
40	Joseph Forte	So.	G	6-4	192	Greenbelt, Md.	National Player of the Year candidate named first-team All-ACC this season
42	Kris Lang	Jr.	F/C	6-11	256	Gastonia, N.C.	Third in the ACC in field goal percentage
44	Will Johnson	So.	F	6-8	216	Hickory, N.C.	Career-high 10 points and five boards vs. Miami
45	Julius Peppers	So.	F	6-6	270	Bailey, N.C.	Scored a career-high 18 points vs. Maryland on Feb. 10
50	Brian Bersticker	Jr.	F/C	6-10	241	Virginia Beach, Va.	Hit big baseline jumper in win at NC State

CAROLINA BASKETBALL QUICK FACTS

Head Coach	Matt Doherty 45-20 overall/2 years
Assistant Coach	Doug Wojcik
Assistant Coach	Fred Quarlebaum
Assistant Coach	Bob MacKinnon
Director BB Operations	David Cason
Trainer	Marc Davis
Strength Coordinator	Ben Cook
Location	Chapel Hill NC 27514
Enrollment	24,635
Nickname	Tar Heels
School Colors	Carolina Blue & White
Conference	Atlantic Coast
Chancellor	Dr. James Moeser
Athletics Director	Dick Baddour
Arena	Dean E. Smith Center
Capacity	21,750
Record in Smith Center	176-27
ACC Record in Smith Center	99-22
Alltime Record	1777-628
Years in NCAA Tournament	34
Last Time	2000 Final Four
Years in Final Four	15 (NCAA Record)
NCAA Champions	1957-1982-1993
1999-2000 Overall Record	22-14
1999-2000 ACC Record	9-7
1999-2000 ACC Finish	Tied 3rd

Assistant AD for Media Relations
Steve Kirschner
 919-962-7258 (O)
 919-484-0664 (H)
 skirschner@unca.unc.edu

Assistant Media Relations Director
Matt Bowers
 919-962-7259 (O)
 919-929-7814 (H)
 mbowers@unca.unc.edu

Media Relations Office
 phone: 919-962-1376/2123
 fax: 919-962-0612

Carolina Athletics Internet Address
 TarHeelBlue.com

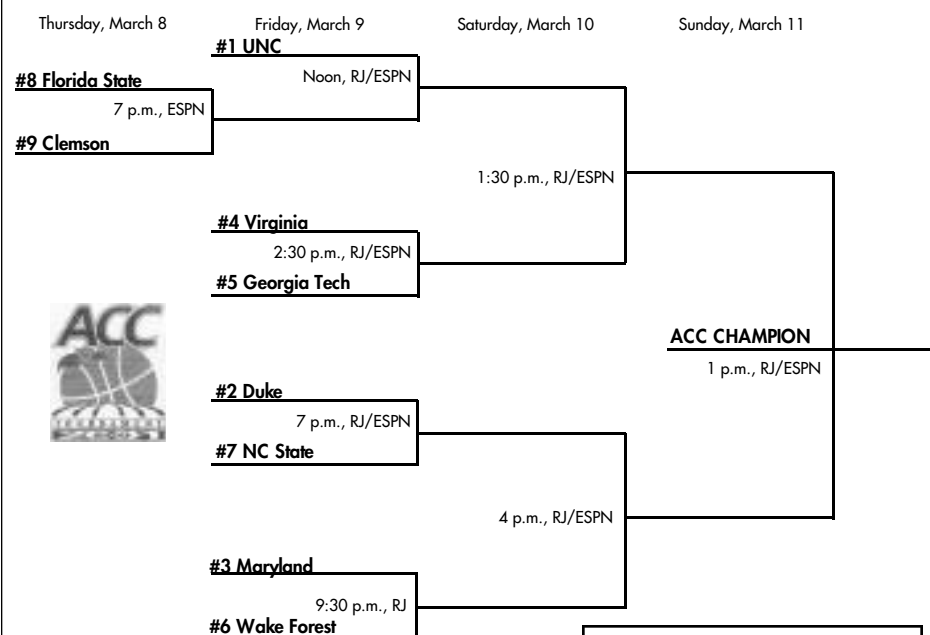
UNC'S ACC TOURNAMENT RECORD

Carolina has won more ACC Tournament games than any other school. The Tar Heels have an alltime record of 72-31 in Tournament play. Duke is second with 63 wins, followed by N.C. State (51), Wake Forest (37), Maryland (35), Virginia (27), Georgia Tech (15), Clemson (12) and Florida State (3).

15 ACC TITLES

Carolina has won 15 ACC Tournament championships, four more than any other school. Duke is second with 11 titles and NC State is third with 10. Wake Forest has four titles, Georgia Tech has three, Maryland two, Virginia and South Carolina have one apiece.

2001 ACC TOURNAMENT



48th Annual ACC Tournament
March 8-11, 2001
Georgia Dome, Atlanta, Ga.

Year	Date	Site
2002	March 7-10	Charlotte
2003	March 13-16	Greensboro
2004	March 11-14	Greensboro
2005	March 10-13	Washington, D.C.
2006	March 9-12	Greensboro
2007	March 8-11	Tampa
2008	March 13-16	Charlotte
2009	March 12-15	Atlanta
2010	March 11-14	Greensboro

ACC STANDINGS (final regular season)

Team	ACC	Overall
North Carolina	13-3	23-5
Duke	13-3	26-4
Maryland	10-6	20-9
Virginia	9-7	20-7
Georgia Tech	8-8	16-11
Wake Forest	8-8	19-9
NC State	5-11	13-15
Florida State	4-12	9-20
Clemson	2-14	11-18

RPI RANKINGS (AS OF MARCH 5)

1. Stanford
 2. Duke
 3. Michigan State
 4. North Carolina
 5. UCLA
 6. Illinois
 7. Boston College
 8. Kansas
 9. Iowa State
 10. Texas
- (other ACC teams in top 50)
24. Wake Forest
 27. Virginia
 28. Maryland
 42. Georgia Tech

2001 ALL-ACC TEAMS

First Team (first-team votes)	Pts.
Joseph Forte, So., UNC (74)	222
Shane Battier, Sr., Duke (74)	222
Jason Williams, So., Duke (74)	222
Juan Dixon, Jr., Maryland (55)	195
Alvin Jones, Sr., Ga. Tech (30)	155

Second Team (first-team votes)	Pts.
Will Solomon, Jr., Clemson (19)	150
Brendan Haywood, Sr., UNC (14)	134
Lonny Baxter, Jr., Maryland (2)	114
Josh Howard, So., Wake Forest (8)	105
Travis Watson, So., Virginia (7)	102

Third Team (first-team votes)	Pts.
Chris Williams, Jr., Virginia (4)	91
Roger Mason, Jr., Virginia (3)	70
Terence Morris, Sr., Maryland (3)	62
Jason Capel, Jr., UNC	57
Nate James, Sr., Duke	49

ALL-ACC DEFENSIVE TEAM

Shane Battier, Sr., Duke	69
Alvin Jones, Sr., Georgia Tech	61
Juan Dixon, Jr., Maryland	47
Brendan Haywood, Sr., UNC	46
Adam Hall, Jr., Virginia	27

TAR HEELS AS THE TOP SEED

Carolina enters the 2001 ACC Tournament as the top seed for the 18th time overall and first time since 1993. UNC has a record of 33-9 as the No. 1 seed.

Carolina has never lost an ACC Tournament game to a No. 8 or No. 9 seed, going 14-0 against No. 8 seeds and 2-0 versus No. 9 seeds.

The Tar Heels have won eight ACC Tournaments as the No. 1 seed — in 1957, 1967, 1968, 1969, 1972, 1977, 1979 and 1982.

UNC IN THE ACC TOURNAMENT IN ATLANTA

Carolina is 6-2 in three previous appearances in the ACC Tournament in Atlanta.

UNC won the 1989 ACC Tournament at The Omni in Atlanta, topping Duke, 77-74, in one of the most memorable championship games in Tournament history. It is remembered as one of the most intense basketball games ever played. Tournament MVP J.R. Reid led the Tar Heels with 14 points and nine rebounds. The key play of the game was made by Steve Bucknall, who converted a three-point play with 1:46 remaining to break a 66-66 tie. Bucknall finished with 10 points and five assists.

The Tar Heels lost to Georgia Tech, 57-54, in the championship game in The Omni in 1985 and lost to eventual NCAA champion NC State, 91-84 in overtime, in the semifinals in 1983 in The Omni.

Current Carolina head coach Matt Doherty played in the 1983 Tournament in Atlanta. He scored a career-high 28 points and added five rebounds, four assists and two steals in the quarterfinals that year against Clemson. He had 15 points and three assists in the overtime loss to NC State the next day.

ACC TOURNAMENT MVPs

Carolina players have won the ACC Tournament Most Valuable Player Award an unprecedented 16 times. **UNC's MVPs include:** Lennie Rosenbluth in 1957, Larry Miller in 1967 and 1968, Charlie Scott in 1969, Lee Dedmon in 1971, Robert McAdoo in 1972, Phil Ford in 1975, John Kuester in 1977, Dudley Bradley in 1979, Sam Perkins in 1981, James Worthy in 1982, J.R. Reid in 1989, Rick Fox in 1991, Jerry Stackhouse in 1994, Shammond Williams in 1997 and Antawn Jamison in 1998. Dedmon shared the award with South Carolina's John Roche.

Carolina's Ford, Perkins and Stackhouse and Duke's Jason Williams are the only freshmen in league history to win MVP honors. Miller and NC State's Tommy Burleson are the only players to earn the award in consecutive seasons.

DOHERTY AND THE ACC TOURNAMENT

Carolina head coach Matt Doherty played in four ACC Tournaments as a player and was on two ACC Tournament championship teams. The Tar Heels won the Tournament title his

CAROLINA'S ACC TOURNAMENT RECORD BY ROUND, SEED & SITE

Record in:
 Quarterfinals:31-10
 Semifinals:26-10
 Championship:15-11

Record as a:
 #1 seed:33-9
 #2 seed:23-7
 #3 seed:11-7
 #4 seed:4-5
 #5 seed:1-3

Record vs.:
 #1 seeds:.....2-7
 #2 seeds:.....9-3
 #3 seeds:.....9-2
 #4 seeds:.....11-6
 #5 seeds:.....8-5
 #6 seeds:.....8-6
 #7 seeds:.....10-2
 #8 seeds:.....14-0
 #9 seeds1-0

Record at:
 Raleigh:12-11
 Greensboro: 30-10
 Charlotte: 18-6
 Landover, Md.:..... 6-2
 Atlanta:.....6-2
Overall Record:.....72-31

CAROLINA'S RECORDS VS. OPPONENTS IN THE ACC TOURNAMENT

Clemson	11-1
Duke.....	8-8
Florida State	2-0
Georgia Tech.....	3-2
Maryland	11-3
N.C. State.....	10-4
South Carolina	4-2
Virginia.....	10-3
Wake Forest	13-8
Total	72-31

CAROLINA'S ACC TOURNAMENT MATRIX

Opp. Seed	#1	#2	#3	#4	#5	#6	#7	#8	#9	Total
#1	—	4-1	2-1	7-3	6-1	1-3	1-0	12-0	0-0	33-9
UNC's #2	2-3	—	7-1	3-0	0-0	1-1	9-2	1-0	0-0	23-7
Seed #3	0-2	4-2	—	0-1	0-0	6-1	0-1	1-0	0-0	11-7
#4	0-1	1-0	0-0	—	2-4	0-0	0-0	1-0	0-0	4-5
#5	0-1	0-0	0-0	1-2	—	0-0	0-0	0-0	0-0	1-3
Overall Record										72-31

**FIELD GOAL PERCENTAGE
UNC CAREER LEADERS**

Brendan Haywood643
Rasheed Wallace.635
Brad Daugherty.620
Bobby Jones608
J.R. Reid.601

**ACC FIELD GOAL PERCENTAGE LEADERS
(min. 400 made or 5.0 made per game)**

Brendan Haywood, UNC.643
Rasheed Wallace, UNC635
Brad Daugherty, UNC620
Buck Williams, Maryland615
Elton Brand, Duke612

Note: Carolina players have produced 11 of the 25 highest career field goal percentages in ACC history, including Haywood, Wallace, Daugherty, Bobby Jones, J.R. Reid, Dennis Wuycik, Mitch Kupchak, Eric Montross, Kevin Madden, Antawn Jamison and Sam Perkins.

CAROLINA'S ALLTIME SHOT BLOCKERS

Brendan Haywood	289
Sam Perkins	245
Warren Martin	190
Kevin Salvadori	174
Eric Montross	169

ACC TRIPLE-DOUBLES

Jason Capel vs. Buffalo, 2000

***Brendan Haywood vs. Miami, 2000**

*Tim Duncan, Wake Forest vs. Maryland, 1996

Bob Sura, Florida State vs. NC State, 1995

*Sharone Wright, Clemson vs. Maryland, 1993

*Sharone Wright, Clemson vs. UNC Greensboro, 1993

Kenny Anderson, Georgia Tech vs. Pittsburgh, 1989

Dennis Scott, Georgia Tech vs. Alcorn State, 1987

*Derrick Lewis, Maryland vs. UMBC, 1987

*Derrick Lewis, Maryland vs. James Madison, 1987

Bruce Dalrymple, Georgia Tech vs. UNC Charlotte, 1986

*Ralph Sampson, Virginia vs. ODU, 1979

*Ralph Sampson, Virginia vs. Army, 1979

Gene Banks, Duke vs. Lehigh, 1978

*Tree Rollins, Clemson vs. Duke, 1977

*Tree Rollins, Clemson vs. Presbyterian, 1975

Art Heyman, Duke vs. Virginia, 1963

Bill Miller, Virginia vs. NC State, 1955

* points, rebounds and blocks

CAROLINA'S ATLANTIC COAST CONFERENCE TOURNAMENT CHAMPIONSHIPS

Year	Tournament Site	Championship Game Result
1957Raleigh, N.C.....	North Carolina 95, South Carolina 75
1967Greensboro, N.C.....	North Carolina 82, Duke 73
1968Charlotte, N.C.....	North Carolina 87, N.C. State 50
1969Charlotte, N.C.....	North Carolina 85, Duke 74
1972Greensboro, N.C.....	North Carolina 73, Maryland 64
1975Greensboro, N.C.....	North Carolina 70, N.C. State 66
1977Greensboro, N.C.....	North Carolina 75, Virginia 69
1979Greensboro, N.C.....	North Carolina 71, Duke 63
1981Landover, Md.	North Carolina 61, Maryland 60
1982Greensboro, N.C.....	North Carolina 47, Virginia 45
1989Atlanta, Ga.....	North Carolina 77, Duke 74
1991Charlotte, N.C.....	North Carolina 96, Duke 74
1994Charlotte, N.C.....	North Carolina 73, Virginia 66
1997Greensboro, N.C.....	North Carolina 64, N.C. State 54
1998Greensboro, N.C.....	North Carolina 83, Duke 68

freshman year in 1981 and his sophomore season in 1982. The Tar Heels were eliminated in the semifinals in his final two seasons. The Tar Heels were 8-2 in Doherty's 10 ACC Tournament games as a player.

Doherty scored 11 points and had four assists in 40 minutes of action in the Tar Heels' 47-45 win over third-ranked Virginia.

He went 5 for 6 from three-point range and scored a career-high 28 points in the 1983 semifinals against Clemson. As a senior, Doherty scored 22 points in a quarterfinal round win over Clemson and added 20 points, 10 rebounds, five assists, three steals and a blocked shot in the semifinal loss to Duke. He went 17 for 25 (68 percent) from the floor in the ACC Tournament his senior year.

Doherty was also a member of three Big 12 Tournament championship teams as an assistant coach to Roy Williams at the University of Kansas.

CAROLINA'S ACC TOURNAMENT BESTS

Brendan Haywood is the only current Carolina player to appear in an ACC Tournament championship game. Haywood scored two points, grabbed two rebounds and blocked two shots in UNC's 83-68 win over top-ranked Duke in the 1998 championship game in Greensboro. Current seniors Brian Bertsicker, Michael Brooker and Max Owens also were members of that team and played in the quarterfinal round win over NC State.

Haywood's ACC Tournament career highs include 13 points and three blocks vs. Georgia Tech in the 1999 quarterfinal and 10 rebounds vs. Maryland in the 1999 semifinal.

Jason Capel's ACC Tournament career highs include 14 points, seven rebounds and five assists vs. Wake Forest in the 2000 quarterfinal. Capel did not play against Georgia Tech in the 1999 quarterfinal due to an injury. He was instrumental in UNC's upset win over fifth-ranked Maryland in the 1999 semifinal as he hit three three-point field goals en route to 13 points. He re-injured his back, however, in a bad fall under the basket and was able to play just a few minutes in the championship game versus Duke. The injury also kept him out of the NCAA Tournament game against Weber State.

Kris Lang's ACC Tournament career highs include 12 points vs. Duke in the 1999 championship game and eight rebounds vs. Maryland in the 1999 semifinals. Lang is 18 for 32 from the field in his four previous ACC Tournament appearances.

Joseph Forte had eight points, seven rebounds and four assists, but was 3 for 14 from the floor against Wake Forest last year in the quarterfinals. It was the only time in his last 16 games of his freshman season in which he did not score in double figures.

Max Owens scored a career-high 23 points in the win over #5 Maryland in the 1999 semifinals. He was five for nine from the floor and 11 of 12 from the line in that contest. The next day against Duke in the final, Owens had 22 points and three steals.

Ronald Curry had four points and three assists against Georgia Tech in the 1999 quarterfinal. Julius Peppers had four points and three rebounds against Wake Forest a year ago. Brian Bersticker had seven points against NC State in the 1998 quarterfinal, had 12 points and two blocks against Georgia Tech in the 1999 quarterfinal and six key points in the win over Maryland in the 1999 semifinal.

TAR HEEL TIDBITS

- **Joseph Forte** and **Brendan Haywood** are among 20 finalists for the Wooden Award given to the National Player of the Year by the Los Angeles Athletic Club
- **Forte** and **Haywood** are among 16 finalists for the USBWA National Player of the Year award
- **Forte** and **Haywood** are among 15 finalists for the Naismith Award given to the National Player of the Year by the Atlanta Tipoff Club
- **Forte** and **Haywood** were named first-team All-District 5 by the NABC and All-District 3 by the USBWA
- **Joseph Forte** has been named a first-team All-America by Sports Illustrated and ESPN.com
- **Matt Doherty** is a finalist for the Naismith and USBWA National Coach of the Year award
- **Forte** leads the ACC in scoring this season at 22.0 ppg. The last Tar Heel to average at least 20 ppg was Antawn Jamison in 1998
- **Forte** has scored 20 or more points in 19 games, including 17 of the last 22
- **Haywood** and **Jason Capel** are the only two players in ACC history to record triple-doubles for the same team in the same season (see chart on previous page)
- **Forte** was named a first-team midseason All-America and the National Player of the Week on Feb. 5 by Frank Burlison of FOXSports.com
- **Forte** was named midseason National Player of the Year by Frank Burlison of FOXSports.com
- Carolina was ranked No. 6 in the nation in the preseason AP poll. UNC's average preseason ranking in the AP poll in the last 20 years is No. 6.
- **Capel** has been named one of six "Glue Guys" -- players who are versatile, tough and possess a knack for knowing what his team needs at any given moment -- by Seth Davis of Sports Illustrated
- Senior forward **Jim Everett** has been given a grant-in-aid for his final semester.
- Freshman center **Neil Fingleton** will apply for a medical red-shirt after this season. Fingleton had back surgery in August and will not play this year.
- **Haywood** is the ACC's alltime leader in field goal percentage. Haywood has made 516 career baskets in 803 attempts, a percentage of .643. That is the highest percentage in ACC history, ahead of former Tar Heel and current NBA All-Star Rasheed Wallace (.635). Haywood led the nation last year with a field goal percentage of .697, the highest in ACC history.

FORTE, HAYWOOD, CAPEL EARN ALL-ACC HONORS

Joseph Forte (first team), Brendan Haywood (second team) and Jason Capel (third team) were named to the All-Atlantic Coast Conference teams in a vote of the Atlantic Coast Conference Sportswriters Association.

Forte was one of three players (joining Shane Battier and Jason Williams of Duke) to earn unanimous first-team selection. They were named to the first team on all 74 ballots, earning 222 of a possible 222 points.

Haywood was the second-leading vote-getter on the second team. He received 14 first-team votes and 134 points overall. Capel was the fourth-leading vote-getter on the third team.

Forte was a second-team selection a year ago as a freshman. Haywood was named third-team All-ACC in 1999-2000. Forte is the first Carolina player to earn first-team honors since Ademola Okulaja in 1998-99. He is the 13th Tar Heel to be a unanimous All-ACC selection. Other unanimous selections include Lennie Rosenbluth in 1956 and 1957, Pete Brennan in 1958, York Larese in 1961, Doug Moe in 1961, Billy Cunningham in 1963 and 1964, Larry Miller in 1968, Charlie Scott in 1970, Phil Ford in 1978, Michael Jordan in 1983 and 1984, Sam Perkins in 1984, J.R. Reid in 1988 and Antawn Jamison in 1998.

This is the first time since 1961 and only the second time in ACC history that at least three players were named unanimous selections in the same season. Four players were unanimous picks in 1961, including UNC's Larese and Moe.

FORTE & HAYWOOD ALL-DISTRICT SELECTIONS

Joseph Forte and Brendan Haywood each have been named first-team All-District 5 by the National Association of Basketball Coaches and first-team All-District 3 by the United States Basketball Writers Association. The UNC duo was joined on the coaches' first team by Shane Battier and Jason Williams of Duke and Juan Dixon of Maryland. Those five were joined on the 10-man writers' all-district team by Maryland's Lonny Baxter, Virginia's Travis Watson and Chris Williams, Clemson's Will Solomon and Wake Forest's Josh Howard.

HAYWOOD EARNS ALL-ACC DEFENSIVE TEAM HONOR

Senior center Brendan Haywood was named to the ACC's All-Defensive Team as voted on by the Atlantic Coast Sportswriters Association. Haywood, who leads the league with 105 blocked shots, was joined on the team by Duke forward Shane Battier, Georgia Tech center Alvin Jones, Maryland guard Juan Dixon and Virginia forward Adam Hall.

Honorable mention vote-getters included UNC guard Joseph Forte, Duke forward Nate James, Wake Forest guard Josh Howard and NC State guard Anthony Grundy.

TAR HEELS WIN 23RD REGULAR-SEASON ACC TITLE

With Carolina's 76-63 win over NC State on Feb. 28, the Tar Heels clinched the No. 1 seed in the 2001 ACC Tournament. This year marks Carolina's first appearance as the top seed in the conference tournament since 1993. The Tar Heels lost in the championship game that season to Georgia Tech, but was forced to play that final without starting point guard Derrick Phelps, who injured in the previous day's semifinal win over Virginia.

Carolina has clinched at least a share of the ACC regular-season championship for the 23rd time. This season marks the Tar Heels' first shared ACC regular-season crown since 1995. UNC last won an outright ACC regular-season title in 1993.

Carolina leads the ACC with 23 regular-season titles. Duke is second with 16.

DOHERTY FIRST COACH TO WIN SHARE OF ACC TITLE IN FIRST YEAR

Carolina head coach Matt Doherty is the first coach in ACC history to win at least a share of the ACC regular-season championship in his first season as an ACC head coach.

13 ACC WINS FOR THE SIXTH TIME

The Tar Heels went 13-3 in ACC action this season. This is the sixth time Carolina has won at least 13 ACC games in a season and the first time UNC has won at least 13 ACC games since going 13-3 in 1997-98. The Tar Heels also won at least 13 ACC games in 1957, 1984, 1987, 1993 and 1998. UNC appeared in the ACC Tournament final in four of the previous five seasons in which they won at least 13 conference games.

**LONGEST WINNING STREAKS
IN CAROLINA HISTORY**

1. 37 games (32-0 in 1956-57, 5-0 to start 1957-58)
2. 34 games (26-0 in 1923-24, 8-0 to start 19924-25)
3. 21 games (21-0 start in 1983-84)
21 games (21-0 start in 1985-86)
5. 20 games (1967-68)
6. **18 games (2000-01)**
18 games (1982-83)

2001 NABC ALL-DISTRICT 5 TEAM

First Team

Joseph Forte, UNC
Brendan Haywood, UNC
 Shane Battier, Duke
 Jason Williams, Duke
 Juan Dixon, Maryland

2001 USBWA ALL-DISTRICT 3 TEAM

First Team

Joseph Forte, UNC
Brendan Haywood, UNC
 Will Solomon, Clemson
 Shane Battier, Duke
 Jason Williams, Duke
 Juan Dixon, Maryland
 Lonny Baxter, Maryland
 Travis Watson, Virginia
 Chris Williams, Virginia
 Josh Howard, Wake Forest

**DOHERTY NAMED NAISMITH NATIONAL COACH OF THE YEAR FINALIST
NAMED USBWA DISTRICT COACH OF THE YEAR**

Carolina head coach Matt Doherty has been named a finalist for the Naismith Men's College Basketball Coach of the Year Award, the Atlanta Tipoff Club announced on Feb. 22. Doherty is one of 20 finalists. The winner will be announced in Atlanta on April 7. Doherty was named the Coach of the Year in District 3 (Maryland, North Carolina, South Carolina and Virginia) by the United States Basketball Writers Association. He is a finalist for the USBWA National Coach of the Year Award.

FORTE LIT IT UP IN ACC PLAY THIS SEASON

Joseph Forte averaged 23.7 points in 16 regular-season ACC games this season. He led all players in scoring in all games (by 0.9 points per game) and in ACC games (by 2.4 ppg). Duke's Jason Williams is second in both categories.

Forte's margin of 2.4 points per game was the largest margin in ACC games since 1996-97 when Wake Forest's Tim Duncan led Georgia Tech's Matt Harpring by 3.1 points a game.

Forte's average of 23.7 points per ACC game is the most by any ACC player since Walt Williams of Maryland averaged 29.6 points per ACC game in 1991-92.

Here's how Forte stacked up in ACC regular-season games only against Duke forward Shane Battier and Williams, each of whom, like Forte, is receiving significant media consideration for conference and national player of the year honors.

ACC Games Only	PPG	RPG	APG	FG%	3FG%	FT%	OREB	DREB	ST	BLK	A-TO
Joseph Forte	1	18	7	5	1	2	-	7	4	-	7
Shane Battier	3	6	-	3	3	6	7	T-9	5	4	-
Jason Williams	2	-	1	7	2	-	-	-	8	-	9

18-GAME WIN STREAK WAS SECOND LONGEST THIS SEASON

Carolina won 18 games in a row from December 4 (vs, Miami) to February 10 (vs. Maryland). The streak was snapped with a loss at Clemson on February 18. The 18-game winning streak was UNC's longest since 1985-86, when the Tar Heels started the season 21-0. It also was the second-longest in the nation this year. Stanford had a 20-game streak snapped on February 3 by UCLA.

UNC's 11-game ACC winning streak was its longest since winning 16 consecutive ACC contests over a two-year period in 1987-88 (Carolina went 14-0 in 1986-87 and won its first two ACC games in 1987-88).

ANOTHER WINNING ACC ROAD RECORD

Carolina went 6-2 on the road in ACC play this season. This season marks the 29th time that UNC has had a record of BETTER THAN .500 on the road in conference play and the 39th time that the Tar Heels have a record of either .500 OR BETTER. UNC has had a losing road record in ACC play only nine times in 48 years of ACC competition.

The 2000-01 season is Carolina's ninth straight with a record of .500 or better on the road in ACC play.

FORTE & HAYWOOD NAMED WOODEN AWARD FINALISTS

Joseph Forte and Brendan Haywood are among the 20 finalists for the 2001 John Wooden Award, the Los Angeles Athletic Club announced on March 3.

Former Tar Heel winners of the Wooden Award include Phil Ford (1978), Michael Jordan (1984) and Antawn Jamison (1998).

Carolina is one of five schools to have two Naismith Award finalists this season.

Stanford's Jarron Collins and Casey Jacobson, **Michigan State's** Charlie Bell and Jason Richardson, **Illinois'** Cory Bradford and Frank Williams and **Duke's** Shane Battier and Jason Williams are also finalists.

Other finalists include: Michael Bradley (Villanova), Casey Calvary (Gonzaga), Reggie Evans (Iowa), Udonis Haslem (Florida), Jason Kapono (UCLA), Mike Kelley (Wisconsin), Troy Murphy (Notre Dame), Tayshaun Prince (Kentucky), Preston Shumpert (Syracuse) and Michael Wright (Arizona). The winner will be announced on Apr. 6.

**ACTIVE TAR HEELS
IN THE NBA**

Vince Carter*, Toronto Raptors
 Hubert Davis, Washington Wizards
 Rick Fox, Los Angeles Lakers
 Antawn Jamison, Golden State Warriors
 George Lynch, Philadelphia 76ers
 Jeff McInnis, Los Angeles Clippers
 Eric Montross, Toronto Raptors
 Sam Perkins, Indiana Pacers
 Jerry Stackhouse*, Detroit Pistons
 Rasheed Wallace*, Portland Trailblazers
 Scott Williams, Milwaukee Bucks
 Shammond Williams, Seattle Sonics

*Named to 2001 NBA All-Star Game

**ACC PLAYERS IN THE NBA
OPENING DAY 2000-2001**

North Carolina	14
Duke	9
Georgia Tech	9
Clemson	6
Maryland	6
Florida State	4
Virginia	4
NC State	3
Wake Forest	3

**MONEY MAGAZINE'S
BEST PLACES TO LIVE IN THE USA**

#1 in the South:
 Chapel Hill/Durham/Raleigh Triangle Area

**SPORTING NEWS SURVEY OF
DIVISION I HEAD COACHES**

Best Game Venue ... Dean Smith Center
 Best NBA Alumni Association ... North Carolina
 Best Two-Sport Athlete ... Julius Peppers
 Best Rivalry ... Carolina-Duke

MOST NCAA FINAL FOUR APPEARANCES

North Carolina	15*
UCLA	14
Kentucky	13
Duke	12
Kansas	10

**MOST CURRENT CONSECUTIVE
NCAA TOURNAMENT APPEARANCES**

North Carolina	26*
Arizona	16
Indiana	15
UCLA	12
Kansas	11
Temple	11

* alltime NCAA record

FORTE & HAYWOOD NAMED USBWA NATIONAL PLAYER OF THE YEAR FINALISTS

Joseph Forte and Brendan Haywood have been named among the 16 finalists for the United States Basketball Writers Association National Player of the Year award. Forte and Haywood also are finalists for the Naismith and Wooden awards.

Other ACC finalists include Shane Battier and Jason Williams of Duke. The other finalists are Troy Bell (Boston College), Michael Bradley (Villanova), Rod Grizzard (Alabama), Kirk Haston (Indiana), Casey Jacobsen (Stanford), Troy Murphy (Notre Dame), Tayshaun Prince (Kentucky), Jason Richardson (Michigan State), Jamaal Tinsley (Iowa State), David Webber (Central Michigan), David West (Xavier) and Michael Wright (Arizona).

FORTE, HAYWOOD AMONG NAISMITH FINALISTS

Joseph Forte and Brendan Haywood are among the 15 finalists for the 2001 Naismith Collegiate Player of the Year award, the Atlanta Tipoff Club announced on Feb. 12.

Former Tar Heel winners of the Naismith Award include Michael Jordan (1984) and Antawn Jamison (1998).

Carolina is one of four schools to have two Naismith Award finalists this season. **Stanford's** Jarron Collins and Casey Jacobson, **Michigan State's** Charlie Bell and Jason Richardson and **Duke's** Shane Battier and Jason Williams are also finalists.

Other finalists include: Troy Bell (Boston College), Michael Bradley (Villanova), Eddie Griffin (Seton Hall), Terence Morris (Maryland), Troy Murphy (Notre Dame), Jamaal Tinsley (Iowa State) and Michael Wright (Arizona).

Selection for the award is based on a nationwide poll of the Naismith Selection Committee, consisting of Atlanta Tipoff Club National Advisory Board members, NCAA Division I coaches, former Naismith Award winners, NCAA Division I conference commissioners and selected media representatives. The winner of the award will be announced in Atlanta on April 7.

CAROLINA AND THE SEMINOLES

The Tar Heels lead the series with Florida State, 27-6. Carolina has won three straight games in the series. The Seminoles beat the Tar Heels, 76-71, in Chapel Hill in the 1999-2000 season.

The Tar Heels are 17-5 against FSU since the Seminoles joined the ACC in 1991-92.

UNC has won eight of the last nine games against Florida State.

Carolina is 2-0 alltime against Florida State in the ACC Tournament with wins coming in the 1992 semifinals and the 1994 quarterfinals.

This season, Carolina beat Florida State, 80-70, in Tallahassee on January 20, and UNC beat the Seminoles, 95-67, in Chapel Hill on February 22. Joseph Forte had 28 and 36 points, respectively, in the two wins. More extensive game recaps may be found later in this release.

TAR HEELS AND THE TIGERS

The Tar Heels lead the series with Clemson, 108-17, including a split this season. The Tar Heels have won 21 of the last 25 games between the two rivals, beginning in the 1990-91 season.

Carolina has won 13 of the last 16 games between the two schools since the 1993-94 season. Clemson's only wins in that span came on February 18, 2001, in Clemson, at Clemson in 1998-99 and a 75-73 win in the ACC Tournament quarterfinals in Greensboro in 1996.

The Tar Heels are 11-1 alltime against Clemson in the ACC Tournament. Most recently, the Tigers defeated Carolina in the quarterfinals in 1996. The most recent UNC win over Clemson in the ACC Tournament was in the 1995 quarterfinals.

This year, Carolina beat the Tigers, 92-65 in Chapel Hill on January 17 as Brendan Haywood blocked six shots and the Tar Heels held the Tigers to 38.7 percent shooting from the floor. On February 18, Will Solomon had 26 points as the Tigers upset No. 1 ranked Carolina, 75-65.

WILLIAMS, BATTIER LEAD DUKE OVER UNC IN REGULAR-SEASON FINALE

Duke's Jason Williams tallied 33 and nine assists while Shane Battier had 25 points, 11 rebounds and five blocked shots as the Blue Devils downed Carolina in the Smith Center, 95-81, on March 4. Duke hit 14 three-pointers in the game and shot 55.9 percent in the second

half as it turned a two-point halftime lead into a 15-point win.

Joseph Forte led Carolina with 21 points but hit just seven of 21 shots. Jason Capel posted his seventh double-double of the year, finishing with 11 points and 11 rebounds. Brendan Haywood had 12 points and eight rebounds.

The Tar Heels shot just 40.6 percent from the floor.

21 WINS, AGAIN

Carolina's 96-82 victory over Maryland on Feb. 10 guaranteed its 31st 21-win season in a row and extended its own NCAA record for consecutive 20-win seasons. The next-longest consecutive 20-win season streak in the ACC is five (by Maryland and Duke, including this season).

The last time UNC did not win at least 20 games was in 1969-70, when the Tar Heels went 18-9.

ROAD WINS OVER DUKE, WAKE FOREST AND NC STATE IN THE SAME SEASON

Carolina defeated Duke, Wake Forest and NC State on the road this year for the first time since the 1989-90 season. This is the 10th time the Tar Heels have accomplished this feat since the beginning of ACC play in the 1953-54 season — 1956-57, 1958-59, 1959-60, 1966-67, 1975-76, 1981-82, 1983-84, 1986-87, 1989-90 and 2000-01.

IN THE NATIONAL RANKINGS

Carolina is ranked No. 6 in the nation in the Associated Press poll and No. 5 in the ESPN/USA Today poll. The Tar Heels were ranked No. 1 in both polls on Feb. 5 and Feb. 12. Those were Carolina's first times atop either poll since March 8, 1998.

UNC has been ranked in the AP poll all 18 times this season, including 13 Top 10 rankings and six in the Top 5. The Tar Heels have been in the Top 5 in the media poll in six of the last seven polls. Carolina has been in the Top 5 in each of the most recent seven coaches polls.

DOHERTY AND CREMINS ONLY PLAYER-COACH NO. 1s IN ACC HISTORY

Matt Doherty is just the second person in Atlantic Coast Conference history to play for a No. 1 ranked team and be the head coach of a No. 1 ranked team. Bobby Cremins also accomplished the feat. In 1969-70, South Carolina was No. 1 in the pre-season poll, but fell out of the top spot the next week. In 1985-86, Georgia Tech was No. 1 in the preseason poll, but fell out of the top spot the next week.

503 TOP 10 ASSOCIATED PRESS RANKINGS FOR CAROLINA

This week's poll marks Carolina's 503rd appearance in the Associated Press Top 10. That is the second-highest figure in NCAA basketball history (Kentucky is first with 520 Top 10s). Carolina has appeared in the AP poll 646 times, more than any other school in history.

CAROLINA AND THE NO. 1 RANKING BY THE ASSOCIATED PRESS

This is the 15th different season in which the University of North Carolina has been ranked No. 1 in the nation since the Associated Press began its rankings in 1948-49. The previous seasons include

1957, 1958, 1959, 1978, 1982, 1983, 1984, 1986, 1987, 1988, 1993, 1994, 1995 and 1998.

Matt Doherty spent 29 weeks as a Tar Heel player ranked No. 1 in the nation. Carolina was 52-5 with Doherty in the lineup as the No. 1 team in the country, winning the NCAA title in 1982 and finishing No. 1 in the final poll in 1982 and 1984.

<u>Year</u>	<u>Weeks as</u>	<u>Record as</u>	<u>NCAA Finish</u>	<u>Final Poll</u>
	<u>No. 1</u>	<u>No. 1</u>		
1957	8	17-0	Champion	1
1958	2	5-1	—	13
1959	1	1-1	1st round	9
1978	1	1-0	1st round	16
1982	11	22-1	Champion	1
1983	2	4-1	Final 8	8
1984	16	26-3	Final 16	1
1986	13	24-3	Final 16	8
1987	3	5-2	Final 8	2
1988	1	1-1	Final 8	7
1993	2	4-1	Champion	4
1994	5	6-4	2nd round	1
1995	6	7-2	Final 4	4
1998	8	13-3	Final 4	1
2001	2	2-1	?	?

CAROLINA AND THE COACHES POLL

This is the 13th season in which the Tar Heels have been ranked No. 1 in the nation by the coaches (UPI, CNN/USA Today or ESPN/USA Today). Those seasons include 1957 (eight weeks), 1958 (two weeks), 1959 (one week), 1982 (nine weeks), 1983 (two weeks), 1984 (nine weeks), 1986 (12 weeks), 1987 (three weeks), 1993 (three weeks), 1994 (two weeks), 1995 (six weeks), 1998 (eight weeks) and 2001 (two weeks).

FORTE CONTENDING FOR NATIONAL PLAYER OF THE YEAR

Sophomore guard Joseph Forte is now being considered among the favorites for the National Player of the Year and All-America awards along with Duke's Jason Williams and Shane Battier, Notre Dame's Troy Murphy and Stanford's Casey Jacobsen.

Forte scored 36 points at home vs. Florida State, scored 33 points at home in the win over Virginia, had 24 points, 16 rebounds, six assists and three steals in one of the great all-around performances in Carolina history in the 85-83 win over Duke, had 23 points and nine rebounds as UNC defeated Georgia Tech on Feb. 3 and had 27 points and four steals on Feb. 28 vs. NC State. He shot just 7 of 17 from the field but had a team-high 24 points, four three-pointers, six rebounds and five steals at Wake Forest on Feb. 6.

Forte has scored 20 or more points 19 times this season, including 17 times in the last 22 contests. Forte has made 50 percent or more of his shots from the floor in 13 of his 19 20-point scoring games this season.

He also leads the Tar Heels this season with 100 assists. The last Carolina player to lead the team in scoring and assists in the same season was current L.A. Clipper point guard Jeff McInnis, who accomplished the feat in 1995-96.

WHAT THEY'RE SAYING ABOUT FORTE

Joseph Forte is drawing raves from college basketball observers, opposing players and coaches for his play this season. Below is a sampling of the praise being heaped upon the UNC sophomore:

"Forte is a sensational player," **John Kresse**, College of Charleston's head coach. "He is very opportunistic. I would pay admission to see him play. He's a ballerina. He makes the game look easy. He's so smooth, he's poetry in motion. He has a mid-range game and a go-to-the-hoop game."

Said Virginia coach **Pete Gillen**: "Forte is an unbelievable player, a tremendous two guard, the best I have seen in college in a long time ... He reminds me of [Wayne] Gretzky on ice. He just flows."

Said Duke coach **Mike Krzyzewski**: "Forte is one of the premier players in the country. He steps forward when they need him. I like the fact he doesn't need to have the ball all the time, nor does he have to take shots all the time. He just plays the game, and all of a sudden he hits you with flurries. I really love the way he plays."

Said Florida State guard **Delvon Arrington**: "Great players sprout when their team needs them. He does it often. He's one of those players who can't wait for the big play. He's waiting always for the big play and he comes out on top. We were trying to keep the ball out of his hands. We wanted the other players to take the shots to give us more of a chance. He made that 3 and got his game going and after that it turned the game around. He quieted the crowd and got the crowd out of it and Carolina went from there."

CBS Sportsline's **Dan Wetzel** wrote after Forte scored 23 points against Georgia Tech that Forte had become "the best overall player in the game."

ESPN's **Jay Bilas** says Forte is "the best two-guard in college basketball."

Forte was named midseason National Player of the Year by **Frank Burlison** of FOXSports.com and on February 16 was Burlison's No. 1 choice for National Player of the Year.

Said Florida State head coach **Steve Robinson**: "[Forte] is probably as good as I've seen in terms of any player this year. We didn't have any kind of answer for him."

FORTE FASTEST TO 1,000 POINTS SINCE CHARLIE SCOTT

Joseph Forte scored his 1,000 point in his 56th career game when he scored 24 at Duke on February 1. He became the 51st player in Tar Heel history to score 1,000 career points.

Forte reached 1,000 points faster than any Tar Heel player since freshmen became eligible in 1972-73, surpassing the former record held by Phil Ford (57 games). The last Tar Heel to reach 1,000 points faster was Charlie Scott (52 games) in 1968-69.

Lennie Rosenbluth (40 games) reached 1,000 points faster than any player in Carolina history, followed by Billy Cunningham (41), Bob Lewis (42), Larry Miller (46), Scott (52) and Forte (56).

Forte has 1,215 points, 38th in UNC history. He moved past Jerry Vayda (1,187) with his 27 points against NC State on Feb. 28. James Worthy is 37th with 1,219 points and Joe Wolf is 36th with 1,231.

HAYWOOD ONE OF THE NATION'S BEST DEFENSIVE PLAYER

Senior center Brendan Haywood should receive serious consideration as the best defensive player in college basketball.

He certainly is one of the most influential players in the game, as evidenced by his current shot-blocking tear. Haywood has blocked

a UNC record 105 shots in 28 games this season (3.75 per game, 1st in the ACC, including five or more blocks in nine of the last 15 games.

Led by Haywood altering and blocking shots, rebounding misses and creating havoc for offenses in the paint, the Tar Heels are playing outstanding team defense. The Tar Heels have not allowed their opponents to shoot 50 percent in their last 23 games.

Haywood has set UNC's single-season record for blocked shots and did it with two games remaining in the regular season. He blocked five shots at Virginia, the first of which set the UNC single-season school record. Rasheed Wallace had the previous record with 93 in 34 games in 1994-95. Haywood has 105 blocks this year in just 28 games.

With his five blocks on Feb. 28 versus NC State, he became the first Tar Heel and the ninth player in ACC history to block 100 shots in a season.

UNC Single-Season Blocked Shot Leaders

Brendan Haywood	105	2000-01
Rasheed Wallace	93	1994-95
Brendan Haywood	91	1999-00
Warren Martin	81	1984-85
Warren Martin	81	1985-86

ACC Players with 100 Blocked Shots in a Season

Ralph Sampson, Virginia, 1980	157
Cedric Lewis, Maryland, 1991	143
Alvin Jones, Georgia Tech, 1998	141
Tim Duncan, Wake Forest, 1995	135
Sharone Wright, Clemson, 1993	124
Tim Duncan, Wake Forest, 1994	124
Tim Duncan, Wake Forest, 1996	120
Tree Rollins, Clemson, 1975	119
Tree Rollins, Clemson, 1976	117
Derrick Lewis, Maryland, 1987	114
Rodney Dobard, Florida State, 1993	111
Tree Rollins, Clemson, 1977	108
Alvin Jones, Georgia Tech, 1999	107
Tree Rollins, Clemson, 1974	106
Brendan Haywood, UNC, 2001	105
Ralph Sampson, Virginia, 1981	103
Ralph Sampson, Virginia, 1983	103
Tim Duncan, Wake Forest, 1997	102

Alltime ACC Shot-Blocking Leaders

Tim Duncan, Wake Forest	481
Ralph Sampson, Virginia	462
Tree Rollins, Clemson	450
Alvin Jones, Georgia Tech	415
Mike Gminski, Duke	345
Derrick Lewis, Maryland	339
Elden Campbell, Clemson	334
Brendan Haywood, UNC	289

HAYWOOD CAROLINA'S ALLTIME LEADING SHOT BLOCKER

Senior center Brendan Haywood is in the midst of his most prolific shot-blocking streak. He became the University of North Carolina's alltime leader when he swatted away seven Florida State shot

attempts in UNC's 80-70 win on Jan. 20 in Tallahassee. Haywood moved past former All-America Sam Perkins in the UNC record book. Perkins blocked 245 shots in his 135 games as a Tar Heel.

Haywood has blocked 289 in 136 contests.

He also has moved into the Top 10 in ACC history in blocks, passing Maryland's Cedric Lewis and Georgia Tech's John Salley in the game at Florida State. Haywood is eighth in ACC history. Only one other active ACC player has more blocked shots than Haywood — Georgia Tech's Alvin Jones.

Haywood had a then-career-high eight blocks in the win over Tulsa, then set the school-record 10 versus Miami. He has blocked five or more shots 12 times this year, including nine of the last 15 contests.

Haywood twice this year set the Smith Center record for blocked shots in a game. The previous mark was seven by Clemson's Wright (February 17, 1993) and Rony Seikaly of Syracuse (March 17, 1988, in an NCAA Tournament game against North Carolina A&T).

HAYWOOD HOLDS RECORDS ON BOTH ENDS OF THE COURT ONLY ACC PLAYER TO ACCOMPLISH THIS FEAT

Brendan Haywood is the only player in ACC history to lead his school in both career field goal percentage and blocked shots. He currently is the alltime ACC leader in field goal percentage at 64.3 percent and has 289 career blocked shots, a UNC record.

No other school in the ACC has one career leader in both of those categories.

<u>School</u>	<u>Blocked Shots</u>	<u>Field Goal Pct.</u>
Clemson	Tree Rollins	Harold Jamison
Duke	Mike Gminski	Elton Brand
Florida State	Corey Louis	Rodney Dobard
Georgia Tech	Alvin Jones	John Salley
Maryland	Derrick Lewis	Buck Williams
<u>North Carolina</u>	<u>Brendan Haywood</u>	<u>Brendan Haywood</u>
NC State	Thurl Bailey	Kevin Thompson
Virginia	Ralph Sampson	Olden Polynice
Wake Forest	Tim Duncan	Jim Johnstone

CAPEL DOUBLING UP

Junior forward Jason Capel has posted double-doubles in points and rebounds in four of the last eight games, including a 16-point, 12-rebound outing at Clemson on Feb. 18. Capel has a team-high seven double-doubles this year. He is third in the ACC in double-doubles this year behind Virginia's Travis Watson and Georgia Tech's Alvin Jones.

Capel had 11 points and 11 rebounds on March 4 vs. Duke.

He scored a career-high 27 points on Feb. 10 against Maryland, and grabbed eight rebounds and matched his career high with four three-pointers. Prior to that effort, Capel posted back-to-back double-doubles against Georgia Tech and Wake Forest.

Against the Demon Deacons on Feb. 6, he had 13 points, 10 rebounds and five assists. That followed an 11-point, 11-rebound, five-assist effort in the 82-69 win over Georgia Tech on February 3 and a 20-point, six-rebound, five-assist performance at Duke.

Capel has scored in double figures in 12 of the last 15 games, grabbed 10 or more rebounds seven times this year, had five or more assists eight times, hit at least two three-point field goals 15 times this year, and is shooting 80.2 percent from the free throw line.

Capel is averaging 11.1 points and 7.2 rebounds per game this season. In ACC contests, his numbers improved to 12.2 points and 7.9 boards per game.

DOHERTY TIES GUTHRIDGE FOR BEST FIRST YEAR COACHING EFFORT IN ACC HISTORY

Carolina head coach Matt Doherty went 13-3 this season in Atlantic Coast Conference competition. That 13-3 record equals the best season ever by a first-year ACC head coach. Ironically, Doherty shares the mark with his former coach, Bill Guthridge, whom Doherty succeeded as UNC head coach.

NATIONAL RANKINGS - MARCH 5, 2001

Associated Press

1. Stanford (27-1)
2. Duke (26-4)
3. Michigan State (24-3)
4. Illinois (23-6)
5. Florida (22-5)
- 6. North Carolina (23-5)**
7. Iowa State (25-4)
8. Arizona (21-7)
9. Kansas (23-5)
10. Boston College (23-4)
- Other ACC Teams
11. Maryland (20-9)
12. Virginia (20-7)
22. Wake Forest (19-9)

ESPN/USA Today

1. Stanford (27-1)
2. Duke (26-4)
3. Michigan State (24-3)
4. Illinois (23-6)
- 5. North Carolina (23-5)**
6. Florida (22-5)
7. Arizona (21-7)
8. Iowa State (25-4)
9. Boston College (23-4)
10. Kansas (23-5)
- Other ACC Teams
12. Virginia (20-7)
13. Maryland (20-9)
20. Wake Forest (19-9)

FORTE ACC PLAYER OF THE WEEK FOUR TIMES

Joseph Forte was named the ACC Player of the Week on Feb. 5 after averaging 23.5 points, 12.5 rebounds and 4.0 assists in wins over No. 2 Duke and Georgia Tech.

Forte was named co-ACC Player of the Week honors with Alvin Jones for January 22-28. Forte earned the award for his play in Carolina's wins over Virginia and NC State. Forte scored 33 points on 13 of 23 shooting against the Cavaliers and had 21 points in the win at NC State.

That was the fourth time in seven weeks that Forte received ACC Player of the Week honors. He was also honored by the ACC on December 25 (following the UCLA game) and January 1 (following his MVP performance in the Tournament of Champions in Charlotte).

Forte is the only player to have won the award four times this season. Duke's Shane Battier is a three-time recipient. Last year, Clemson's Will Solomon was the only three-time recipient.

Forte is the first Carolina player to earn at least four ACC Player of the Week awards in one season since Antawn Jamison set the single-season record with seven honors in 1997-98.

CAROLINA AMONG NATION'S BEST IN FIELD GOAL DEFENSE

Carolina has not allowed a team to shoot 50 percent from the floor in the last 23 games. In that time, UNC's opponents have made just 39.0 percent of their shots from the floor this season.

Carolina leads the ACC in field goal percentage defense. No other ACC team has held its opponents under 40 percent from the floor this year. This is just the fourth season since 1961 that the Tar Heels have limited their opponents to less than 40 percent shooting.

Dating back to last season, Carolina has held its opponents to under 50 percent shooting in 44 of the last 45 games (the only exception since last January was Kentucky).

This year, only five teams – Michigan State, Kentucky, Charleston, the second Virginia game and the second Duke game – have shot better than 45 percent against the Tar Heels. Kentucky shot a season-high 50.7 percent in its win over UNC and the Spartans made 46.6 percent from the floor in their win at East Lansing, Mich. Charleston led the Tar Heels by a point at the half and had the game tied with less than a minute to play before Carolina pulled out the victory. Virginia shot 51.4 percent in the first half and 47.0 for the game in its 86-66 win at UVa on February 25. Duke shot 55.9 percent in the second half and 48.6 percent overall in Chapel Hill on March 4.

UNC opponents have shot 50 percent or better from the floor in seven of 56 halves played this year. Kentucky (54.5 percent), Michigan State (52.9), Virginia (51.4 in Charlottesville) and Duke (55.9 in Chapel Hill) shot 50.0 percent in a half in their wins over the Tar Heels. Buffalo, Florida State and Virginia each shot at least 50 percent in a half in losses to UNC.

In 56 halves, the opponents have shot 50 or better seven times, 40-49.9 percent 17 times, 30-39.9 percent 26 times and less than 30 percent six times.

SHOOTING BY HALF, OPPONENTS THIS YEAR

<u>Team</u>	<u>1st Half</u>	<u>2nd Half</u>	<u>UNC Result</u>
Winthrop	44.8	34.6	W
Tulsa	38.9	36.4	W
@ Appalachian State	42.9	46.4	W
@ Michigan State	52.9	37.5	L
Kentucky	47.1	54.5	L
Miami	<u>17.9</u>	<u>28.9</u>	W
vs. Texas A&M	34.8	39.3	W
Buffalo	38.5	50.0	W
@ UCLA	30.0	36.8	W
vs. Massachusetts	36.1	<u>23.5</u>	W
vs. Charleston	48.3	41.7	W
@ Georgia Tech	41.9	<u>23.3</u>	W
Wake Forest	36.1	38.2	W
@ Maryland	41.7	31.7	W
Marquette	<u>27.6</u>	31.2	W
Clemson	37.0	40.0	W
@ Florida State	36.4	50.0	W
Virginia	32.4	54.8	W
@ NC State	<u>19.4</u>	42.4	W
@ Duke	33.3	47.1	W
Georgia Tech	36.1	34.1	W
@ Wake Forest	41.7	38.5	W
Maryland	45.9	40.5	W
@ Clemson	37.5	48.5	L
Florida State	37.9	39.5	W
@ Virginia	51.4	41.4	L
NC State	35.5	38.9	W
Duke	42.1	55.9	L

THREE TAR HEELS REPEAT AS NBA ALL-STARS

For the second consecutive year, Carolina was represented in the NBA All-Star game by a trio of former Tar Heel stars, Toronto's

Vince Carter, Detroit's Jerry Stackhouse and Portland's Rasheed Wallace. Carolina was the only school in the country to have three alumni named to the original NBA All-Star teams. After the late addition of Dikembe Motumbo to the East roster due to an injury to Alonzo Mourning, Georgetown also has three selections.

"You look at the NBA and you look at Carter and Jamison, Stackhouse and Wallace, what they are doing at the NBA level. It just blows you away," said Dick Vitale on the February 3, 2001 ESPN telecast of the UNC-Duke game. "Their numbers have gotten so much better because at Carolina, they learned how to play the team concept, they learned how to be unselfish, they learned fundamentals and they transformed that into the NBA to where they are standouts."

Carolina has as many NBA All-Stars as does the rest of the ACC combined (Duke's Grant Hill, Georgia Tech's Stephon Marbury and Wake Forest's Tim Duncan). Carter received more votes than any other NBA player in fan balloting for the second consecutive year. Carter will start for the East. Stackhouse and Wallace were selected to the teams by the NBA.

Antawn Jamison, who was averaging 25.1 points per game for Golden State, was named by ESPN as one of the "Most Notable Omissions" from the NBA All-Star teams. 76ers forward George Lynch was named to ESPN.com's All-Unsung All-Star Team.

SMITH CENTER VOTED NO. 1 ARENA IN COLLEGE BASKETBALL

In a published survey of Division I head coaches, The Sporting News ranked the Dean E. Smith Center as the No. 1 Game Venue in all of college basketball. The Smith Center beat out Kansas' Allen Fieldhouse and Madison Square Garden. The Sporting News wrote that "packing more than 21,000 people who bleed Tar Heel blue into the Smith Center is a sure thing for creating that warm glow that college sports fans flock to in the dead of winter."

Carolina also was selected by the coaches to have the best NBA Alumni Association of former players, the best two-sport athlete in the country in defensive end/forward Julius Peppers and the best rivalry in the country with Duke. Carolina's uniforms were voted the second-best in the country behind Cincinnati and UNC was tied with Duke for the third-best on-campus visit behind Pepperdine and UCLA.

FORTE IN THE ACC RANKINGS

Joseph Forte is on pace to become the first Tar Heel to average 20 points per game since Antawn Jamison averaged 22.2 en route to being named National Player of the Year in 1997-98. Forte is averaging 22.0 points a game, tops in the ACC.

Only five Carolina players have averaged 20 points a game in the last 30 years. (Phil Ford, 20.8 in 1978; Michael Jordan, 20.0 in 1983; Brad Daugherty, 20.2 in 1986; Hubert Davis, 21.4 in 1992; and Jamison, 22.2 in 1998).

Forte is first in the ACC in scoring, third in free throw percentage, fourth in steals, ninth in assists, 10th in field goal percentage, 14th in assist-turnover ratio and 20th in rebounding. Forte is the leading rebounder in the ACC for guards at 5.6 per game.

Forte's scoring is up this year from 16.7 to 22.0, his field goal percentage is up from .459 to .469, his free throw shooting is up from .752 to .844 and his assists have increased from 2.6 to 3.6 per game.

ON THE GLASS

Carolina leads the ACC with 41.2 rebounds per game and is third in rebound margin (+3.8). Four different Tar Heels rank among the Top 20 rebounders in the ACC. UNC is the only team in the conference with four players ranked in the top 20 in rebounding.

Brendan Haywood is seventh with 7.3 per game, Jason Capel is eighth with 7.2, Kris Lang is tied for 13th with 6.1 and Joseph Forte is 20th with 5.6.

Haywood is second in the league with 3.1 offensive rebounds per outing.

DOHERTY RETURNS TO LEAD ALMA MATER

Matt Doherty is the second former UNC player in history to serve as head coach of his alma mater. **He is the only active Atlantic Coast Conference head coach who won a national championship as a player.** Doherty, a 1984 UNC graduate, is in his first season as Carolina's head coach. He took over the program on July 11, 2000, following Bill Guthridge's resignation.

He has a 45-20 record as a head coach at Notre Dame and Carolina.

CAPEL AND LANG NEARING 1,000 POINTS

Junior forwards Jason Capel and Kris Lang will soon pass the 1,000-point plateau. Capel has 993 points and Lang has scored 982. When they both reach 1,000 points, Carolina will have four 1,000-point scorers on the roster at the same time. Brendan Haywood (1,344) and Joseph Forte (1,215) previously joined the 1,000-point club.

Carolina has 51 1,000-point scorers in its history.

FORTE THIRD AMONG ACC SOPHOMORE SCORERS

Joseph Forte has scored 1,194 points in his career at Carolina. That is third alltime in ACC history among freshmen and sophomore players (see chart below).

Career Points Leaders as Sophomores

Kenny Anderson, Georgia Tech	1,497
Joe Smith, Maryland	1,290
Joseph Forte	1,215
Kenny Carr, NC State	1,184
Michael Jordan	1,181
Bryant Stith, Virginia	1,179
Johnny Dawkins, Duke	1,165
Dennis Scott, Georgia Tech	1,145
Jeff Lamp, Virginia	1,126
Jason Williams, Duke	1,126

ALEX WOLFF ON CAROLINA BASKETBALL

Sports Illustrated senior writer Alex Wolff penned a column on CNN/SI.com on February 8, 2001. The following are excerpts from that column: "North Carolina is, familiarly if unexpectedly, atop the polls once more. Check out the NBA scoring leaders, and among the top eight you'll find three erstwhile Heels: Jerry Stackhouse, Vince Carter and Antawn Jamison.

I'm going to take the decidedly old-school position that you can trace the success of all four of these guys to some aspect of the Carolina way. Yes, Stackhouse and Carter are open-court colts, unfettered and alive, in the Joni Mitchell phrase. But there aren't

many others in the NBA as adept at knowing where and when to bring their physical gifts to bear. (Dean) Smith's teachings linger, like faint thought balloons, over the heads of each.

"Most of all, at Carolina all these guys learned the habit of winning. They developed the mental conditioning to face, and usually subdue, a succession of opponents determined to make their own season by taking out the princelings of the Piedmont. Imposing your will, night after night, is one of the most grueling demands the NBA makes on its players.

"Word out of Chapel Hill is that new coach Matt Doherty, with a side glance eight miles up the road at Duke's lean speed, will look to remake future North Carolina teams in that image. But right now he's doing awfully well with the Montross-ian Brendan Haywood, and the clunky Jason Capel, and Ronald Curry and Julius Peppers, who are playing only their second-best sport.

"None of those four will ascend to the heights of the NBA scoring list. But fundamentals are the game's required reading, its compulsory figures. If he refuses to learn them, an ordinary ballplayer won't become good. If he does learn them, who knows where someone blessed with talent will soar?

"Year after year, North Carolina gives us examples of both."

Game 1:UNC 66, WINTHROP 61
Friday, November 10, 2000
Smith Center, Chapel Hill, N.C. (16,850)
NABC Classic First Round

Winthrop	FG	3FG	FT	REB	PF	A	BS	ST	TP
Knox	7-11	5-7	2-3	4	4	0	0	1	21
Stewart	3-4	0-0	4-6	6	3	1	0	0	10
Effiong	4-12	0-0	1-2	8	2	0	1	2	9
Toxey	1-8	0-5	0-0	5	4	1	0	4	2
Wooten	2-4	1-2	1-2	5	3	5	0	0	6
Lewis	1-5	0-2	2-4	5	3	1	0	2	4
Walker	1-1	0-0	0-0	1	2	2	1	0	2
Harris	1-4	1-2	0-0	2	1	1	0	0	3
Barnes	1-2	0-0	0-0	1	0	0	0	0	2
Latimer	0-1	0-1	0-0	1	0	1	0	0	0
Moore	1-3	0-0	0-0	0	0	0	0	1	2
Bakoyoko	0-0	0-0	0-0	0	1	0	0	0	0
Team				1					
Totals	22-55	7-19	10-17	40	23	12	2	10	61
	.400	.368	.588						

North Carolina	FG	3FG	FT	REB	PF	A	BS	ST	TP
Capel	4-10	2-6	2-4	3	2	3	0	2	12
Lang	7-13	0-0	0-0	8	3	0	3	0	14
Haywood	4-6	0-0	2-3	5	3	0	5	0	10
Forte	2-11	0-2	6-8	2	2	4	0	1	10
Boone	0-4	0-3	0-0	1	2	3	0	0	0
Brooker	0-2	0-2	4-4	2	3	2	0	0	4
Morrison	4-8	3-4	3-4	4	1	0	0	3	14
Bersticker	0-0	0-0	0-0	1	0	0	0	0	0
Johnson	0-0	0-0	2-2	0	0	0	0	0	2
Holmes	0-0	0-0	0-0	0	1	1	0	0	0
Team				5					
Totals	21-54	5-17	19-25	31	17	13	8	6	66
	.389	.294	.760						

Winthrop	33	28	-	61
North Carolina	39	27	-	66

Turnovers: WU 19 (Knox, Wooten 4); UNC10 (four with 2)
Technical Fouls: UNC bench, Winthrop bench
Officials: Mike Thibodeaux, Carlos Reyes, Tim Clougherty

Kris Lang had 14 points, eight rebounds and three blocks and freshman Brian Morrison had 14 points (3 for 4 3FG) to lead Carolina to a 66-61 win in Matt Doherty's first game as UNC head coach. The Tar Heels led 62-51 with 4:39 left, but the Eagles cut the lead to 62-58 with a minute to play. Michael Brooker and Joseph Forte sealed the win with two free throws apiece. Haywood and Forte each had 10 points. Haywood blocked five shots. The Tar Heels shot just 38.9 percent from the field, but committed nine less turnovers, blocked eight shots and made nine more free throws.

Game 2:UNC 91, TULSA 81
Saturday, November 11, 2000
Smith Center, Chapel Hill, N.C. (19,875)
NABC Classic Championship Game

Tulsa	FG	3FG	FT	REB	PF	A	BS	ST	TP
Hill	8-19	6-14	1-1	6	2	3	0	0	23
Shelton	0-6	0-2	1-2	6	3	3	0	1	1
Johnson	3-4	0-0	0-0	3	4	1	0	0	6
Harrington	2-8	1-4	4-4	2	4	10	0	3	9
Swanson	6-12	4-10	2-5	4	0	2	0	1	18
Ingram	6-11	0-0	0-0	5	3	0	0	0	12
Reed	1-8	1-6	0-0	2	3	2	0	1	3
Davis	0-2	0-0	0-0	5	1	0	0	0	0
Ledoux	0-1	0-1	0-0	2	0	0	0	0	0
Parker	1-3	1-1	0-0	2	2	3	0	1	3
Ivie	1-1	0-0	0-0	0	2	0	0	0	2
McDaniel	2-5	0-0	0-0	1	2	1	0	0	4
Team				2					
Totals	30-80	13-38	8-12	40	26	25	0	7	81
	.375	.342	.667						

North Carolina	FG	3FG	FT	REB	PF	A	BS	ST	TP
Brooker	1-5	1-4	0-0	2	4	1	0	3	3
Capel	1-6	1-3	1-2	7	2	2	0	2	4
Haywood	7-11	0-0	10-12	8	3	0	6	0	24
Forte	10-18	6-8	12-13	10	2	6	0	1	38
Boone	0-1	0-0	0-0	1	1	3	0	0	0
Morrison	0-3	0-1	0-0	2	1	2	0	0	0
Lang	5-8	0-0	2-3	6	4	0	2	0	12
Bersticker	0-1	0-1	0-0	2	1	0	1	0	0
Holmes	1-2	1-2	6-7	4	1	5	0	0	9
Johnson	0-0	0-0	1-2	2	0	0	0	0	1

Everett	0-0	0-0	0-0	0	0	0	0	0	0
Team				2					
Totals	25-55	9-19	32-39	46	19	19	9	6	91
	.455	.474	.821						

Tulsa	36	45	-	81
North Carolina	42	49	-	91

Turnovers: UT 11 (Shelton 3); UNC16 (three with 3)
Officials: Larry Rose, Duke Edsall, Karl Hess

Forte scored a career-high and Smith Center-record 38 points and added 10 rebounds and six assists. Haywood had 24 points, eight boards and a career-high eight blocked shots. The Golden Hurricane is now coached by former Tar Heel and Matt Doherty teammate Buzz Peterson. Forte broke the Smith Center scoring record which was 37 by Lionel Simmons of LaSalle. Jonathan Holmes played 20 minutes at point guard and had nine points and five assists. Lang added 12 points, six rebounds and two blocks. Carolina was 32 for 39 from the free throw line (Forte 12 for 13). Marcus Hill hit six 3FGs and led Tulsa with 23 points.

Game 3:UNC 99, APPALACHIAN STATE 69
Friday, November 17, 2000
Holmes Convocation Center, Boone, N.C. (8,325)

North Carolina	FG	3FG	FT	REB	PF	A	BS	ST	TP
Capel	3-9	2-4	2-2	6	1	6	1	4	10
Lang	7-12	0-0	2-3	6	0	0	0	1	16
Haywood	3-7	0-0	5-8	4	3	3	2	1	11
Boone	3-4	3-3	0-0	0	1	4	0	1	9
Forte	9-13	2-3	0-0	5	2	1	0	2	20
Morrison	4-9	2-3	3-6	2	1	2	0	2	13
Brooker	1-2	1-2	0-0	1	1	2	0	0	3
Holmes	1-1	1-1	0-0	0	3	2	0	0	3
Melendez	0-0	0-0	1-1	1	0	0	1	1	1
Everett	0-0	0-0	0-0	1	0	0	0	0	0
Johnson	3-3	0-0	0-1	5	2	0	0	0	6
Bersticker	3-5	0-0	1-2	1	0	0	0	0	7
Team				5					
Totals	37-65	11-16	14-23	37	14	20	4	12	99
	.569	.688	.609						

Appalachian St.	FG	3FG	FT	REB	PF	A	BS	ST	TP
Davis	4-5	0-0	2-2	7	4	1	1	0	10
Alexander	8-15	3-6	1-2	4	1	1	0	4	20
Cooper	1-7	1-3	1-2	5	4	1	1	1	4
Butler	2-4	1-2	4-4	0	2	3	0	1	9
Brown	2-8	2-6	0-0	2	1	6	0	1	6
Patten	2-3	0-0	0-0	2	1	0	0	1	4
Jones	0-4	0-2	0-0	0	0	1	0	0	0
Dearmon	1-1	0-0	1-1	1	2	1	0	1	3
Payne	2-4	0-0	0-0	4	3	3	0	0	4
Huge	2-3	2-3	0-0	1	0	1	0	0	6
Kivette	0-0	0-0	0-0	0	0	0	0	0	0
Hare	1-1	1-1	0-0	0	0	0	0	0	3
Shehan	0-1	0-0	0-0	2	1	0	0	0	0
Team				2					
Totals	25-56	10-23	9-11	30	19	18	2	11	69
	.446	.435	.818						

North Carolina	54	45	-	99
Appalachian State	29	40	-	69

Turnovers: UNC 16 (Boone, Forte 4); ASU22 (Brown 4)
Officials: Gary Maxwell, Keith Maxwell, Mike Wood

The Tar Heels connected on 10 of 13 first-half three-pointers and shot 56.9% from the field for the game en route to a 30-point road win. Forte scored 20 points on 9 of 13 shooting and was one of five Tar Heels in double figures. Capel had 10 points, six rebounds, six assists, four steals and one block. Lang (7 for 12 FG) had 16 points and six boards. Morrison added 13 points, two assists and two steals. Boone was 3 for 3 in three-pointers.

Game 4:MICHIGAN STATE 77, UNC 64
Wednesday, November 29, 2000
Breslin Center, East Lansing, Mich. (14,759)
ACC-Big Ten Challenge

North Carolina	FG	3FG	FT	REB	PF	A	BS	ST	TP
Capel	3-6	2-3	1-2	3	5	5	0	0	9
Lang	11-16	0-0	0-4	3	3	2	0	4	22
Haywood	5-8	0-0	0-0	5	4	1	3	1	10
Boone	0-3	0-2	2-2	1	0	1	0	2	2
Forte	5-16	1-7	0-1	4	2	3	0	1	11
Morrison	2-7	1-4	3-4	5	5	4	0	0	8

Brooker	0-2	0-2	0-2	2	1	2	0	2	0
Owens	0-0	0-0	0-0	0	0	0	0	0	0
Johnson	0-0	0-0	0-0	0	0	0	0	0	0
Bersticker	0-3	0-2	2-4	2	2	1	0	0	2
Team				4					
Totals	26-61	4-20	8-19	29	22	19	3	10	64
	.426	.200	.421						

Michigan State	FG	3FG	FT	REB	PF	A	BS	ST	TP
Richardson	6-11	0-3	4-4	4	2	1	1	2	16
Hutson	5-11	0-0	4-7	9	2	1	1	0	14
Anagonye	2-4	0-0	2-2	6	4	0	0	0	6
Thomas	2-5	0-1	2-2	2	1	1	1	1	6
Bell	4-7	1-3	6-8	7	1	5	0	0	15
Taylor	3-10	0-3	2-2	0	2	5	0	1	8
Wolfe	0-2	0-2	0-0	2	1	0	1	1	0
Chappell	1-4	1-3	0-0	2	3	0	0	0	3
Randolph	4-4	0-0	1-4	8	1	0	0	1	9
Team				3					
Totals	27-58	2-15	21-						

The Wildcats made six of their first 10 three-point attempts in the second half en route to a 93-76 win over Carolina at the Smith Center. The win snapped a six-game win streak by UNC over Kentucky. The Tar Heels jumped out to 10-2 and 21-11 leads early, but a 10-0 run by Kentucky tied the game at 21. UK led 38-35 at the half, but the Tar Heels took a 48-45 lead on a Brendan Haywood slam with 16:10 to play. Kentucky then reeled off a 20-4 run, including a dozen points on three-point baskets. Marquis Estill came off the bench to lead UK with 19 points and 11 rebounds. Keith Bogans and Tayshaun Prince added 18 and 15 points, respectively. Kentucky shot 50.7 percent from the field, including 54.4 percent in the second half. The Cats were 2 of 14 on three-pointers in the first half and 7 of 12 after intermission. Carolina shot poorly for the second straight defeat. The Tar Heels shot 45.6 percent from the floor, made 7 of 22 from three-point range (.318) and shot less than 50 percent from the free throw line for the second consecutive game (7 of 16, .438). Brendan Haywood and Kris Lang combined for 33 points and 16 rebounds. Haywood was 7 for 10 from the floor and grabbed 11 boards, seven on the offensive glass. Joseph Forte led four UNCDouble-figure scorers with 19, but he made only 8 of 22 from the floor. Jason Capel had 12 points and six rebounds, but played just 29 minutes due to foul trouble.

Game 6:UNC 67, MIAMI (FLA.) 45
Monday, December 4, 2000
Smith Center, Chapel Hill, N.C. (19,859)

Miami (Fla.)	FG	3FG	FT	REB	PF	A	BS	ST	TP
Jones	2-12	0-2	0-0	7	1	2	2	1	4
Wimbley	0-4	0-0	0-0	4	2	0	0	1	0
Rice	4-17	1-8	0-0	3	1	0	1	2	9
Salmons	5-16	2-5	0-0	6	2	0	0	1	12
Simmons	0-2	0-2	4-4	4	4	2	1	1	4
Hurd	1-5	0-1	0-1	5	4	1	0	1	2
Djahue	1-8	0-0	2-2	1	5	1	0	3	4
Gordon	3-9	0-3	0-0	2	1	0	0	2	6
Barnes	1-3	0-2	0-0	0	0	1	0	1	2
Logan	0-0	0-0	0-0	0	0	0	0	1	0
Schlie	1-1	0-0	0-0	0	1	0	0	0	2
Team				5					
Totals	18-77	3-23	6-7	37	21	7	4	14	45
	.234	.130	.857						

North Carolina	FG	3FG	FT	REB	PF	A	BS	ST	TP
Capel	1-3	0-2	0-0	2	1	0	0	0	2
Lang	7-11	0-0	3-4	10	4	0	1	0	17
Haywood	8-9	0-0	2-7	14	1	2	10	0	18
Forte	3-8	2-3	0-0	6	1	7	0	3	8
Boone	1-3	0-1	0-0	3	0	0	0	2	2
Owens	1-7	1-5	2-3	3	2	5	0	0	5
Morrison	0-2	0-1	0-2	0	1	2	0	0	0
Curry	1-3	1-1	0-0	3	0	3	0	1	3
Johnson	2-4	1-2	5-7	5	2	0	0	0	10
Brooker	0-0	0-0	0-0	0	0	0	0	0	0
Bersticker	0-0	0-0	0-0	2	0	0	0	0	0
Holmes	0-0	0-0	2-2	0	0	0	0	1	2
Melendez	0-0	0-0	0-0	2	0	0	0	0	0
Everett	0-0	0-0	0-0	1	0	0	0	0	0
Team				3					
Totals	24-50	5-15	14-25	54	13	19	11	7	67
	.480	.333	.560						

Miami (Fla.)	18	27	-	45
North Carolina	33	34	-	67

Turnovers: UM 15 (Salmons 5); UNC29 (Morrison 7)
Officials: Jim Burr, John Clougherty, Frank Scagliotta

Brendan Haywood had 18 points, 14 rebounds and 10 blocked shots and Carolina limited Miami to 23.4 percent from the field as the Tar Heels routed the Hurricanes, 67-45. Haywood set a school record with the 10 blocks and became the first Tar Heel in history to post a triple-double. He blocked six shots in the first half. Kris Lang added his fourth career double-double with 17 points and 10 rebounds. Lang and Haywood both grabbed five offensive rebounds. Joseph Forte (8 points) was held under double figures for the first time this year, but had a career-high seven assists. Will Johnson played a career-high 24 minutes and responded with career bests in points (10) and rebounds (five). Ronald Curry, playing in his first regular-season contest this year and first in two seasons, played 18 minutes and had three points, three rebounds and three assists. Max Owens, seeing his most extensive playing time of the year, had five points and five assists in 20 minutes.

Miami's field goal percentage was the lowest by an opponent in the 16-year history of the Smith Center. The Cones made just seven of 39 attempts from the floor in the first half (17.9 percent).

Carolina did commit 29 turnovers, its highest figure since a 17-point home loss to Temple in February 1988.

Game 7:UNC 82, TEXAS A&M 60
Saturday, December 9, 2000
Compaq Center, Houston, Texas (9,123)

North Carolina	FG	3FG	FT	REB	PF	A	BS	ST	TP
Capel	3-7	1-3	4-4	7	3	7	3	4	11
Lang	6-8	0-0	0-0	5	4	1	1	0	12
Haywood	6-9	0-0	5-6	6	4	1	1	2	17
Boone	1-3	1-2	0-0	1	3	2	0	3	3
Forte	10-18	0-2	3-4	6	2	3	0	2	23
Morrison	0-0	0-0	0-0	1	1	1	0	0	0
Brooker	0-0	0-0	0-0	0	0	0	0	0	0
Holmes	0-0	0-0	2-2	1	0	0	0	0	2
Curry	0-1	0-1	2-2	1	3	3	0	1	2
Owens	3-7	2-4	1-2	0	2	2	0	1	9
Everett	0-1	0-0	0-0	0	0	0	0	0	0
Johnson	1-3	0-1	1-2	4	1	1	0	1	3
Bersticker	0-1	0-0	0-0	1	2	0	0	0	0
Team				3					
Totals	30-58	4-13	18-22	25	25	21	19	14	82
	.517	.308	.818						

Texas A&M	FG	3FG	FT	REB	PF	A	BS	ST	TP
Bean	4-8	0-1	3-7	5	2	2	0	0	11
Anderson	0-2	0-1	0-0	2	5	0	0	0	0
Brown	6-11	0-1	4-5	4	2	1	0	2	16
Gilchrist	1-11	0-4	2-5	4	2	2	0	0	4
King	7-16	5-9	6-8	3	4	1	0	5	25
Leal	0-0	0-0	0-0	1	0	0	0	0	0
Jack	0-1	0-0	1-2	9	2	0	0	0	1
Leatherman	1-2	1-1	0-0	3	2	1	0	0	3
Butterfrans	0-0	0-0	0-0	0	0	0	0	0	0
Team				4					
Totals	19-51	6-17	16-27	35	19	7	0	7	60
	.373	.353	.593						

North Carolina	33	49	-	82
Texas A&M	26	34	-	60

Turnovers: UNC 19 (Haywood 5); TAMU22 (King 7)
Officials: Charles Range, Rick Hartzell, Tom Eades

Carolina shot 51.7 percent from the field and 81.8 percent from the free throw line in the 82-60 win over Texas A&M. The game was played at the Compaq Center in Houston. Joseph Forte led the Tar Heels with 23 points. Brendan Haywood added 17 points and six rebounds despite being in some foul trouble, Kris Lang added 12 points and Jason Capel had 11 points, 11 rebounds, seven assists, four steals and three blocks. Max Owens knocked in a pair of three-pointers and finished with nine points and Ronald Curry had three assists and just one turnover in 20 minutes.

The Tar Heels shot 30 of 58 from the floor and 18 of 22 from the free throw line. It was just the second time this year UNC made at least half its shots from the floor. It was also the second-best free throw percentage of the season. In the previous three games, Carolina was only 29 of 60 from the charity stripe (.483).

The Tar Heels scored the first six points and never trailed. Haywood played through three first-half fouls and had 10 points and four rebounds by intermission as Carolina built a 33-26 advantage. In the second half, Forte made seven of 11 shots from the floor and scored 16 of his 23 points.

Game 8:UNC 95, BUFFALO 74
Sunday, December 17, 2000
Smith Center, Chapel Hill, N.C. (18,134)

Buffalo	FG	3FG	FT	REB	PF	A	BS	ST	TP
Brown	5-13	0-0	4-4	6	3	3	0	1	14
Foster	5-10	3-7	2-3	1	1	0	0	0	15
Smith	0-0	0-0	0-2	2	2	0	0	0	0
Robinson	8-13	5-7	0-0	2	2	1	0	2	21
Campbell	4-11	1-2	4-5	2	0	8	0	4	13
Lawrence	0-0	0-0	0-0	0	1	1	0	0	0
Libomi	1-3	0-0	1-2	6	3	0	0	0	0
Swoffer	0-0	0-0	0-0	1	3	0	0	0	0
Cagwin	1-2	1-1	0-0	2	0	1	0	0	3
Alston	1-3	0-1	0-0	1	1	0	0	0	2
Rainey	1-3	0-1	0-0	1	0	1	0	2	2
Walcott	0-0	0-0	1-2	1	0	0	0	0	1
Team				5					
Totals	26-58	10-19	12-18	30	16	15	0	9	74
	.448	.526	.667						

North Carolina	FG	3FG	FT	REB	PF	A	BS	ST	TP
Capel	6-11	1-4	3-4	11	1	10	0	2	16
Lang	11-17	0-0	0-1	6	0	1	2	2	22
Haywood	6-11	0-0	2-7	7	2	1	1	0	14
Forte	9-15	0-3	5-5	7	2	5	1	3	23
Curry	3-3	2-2	1-2	3	4	4	0	2	9
Owens	1-5	1-3	0-0	2	2	1	0	0	3
Morrison	1-1	0-0	0-0	0	2	2	0	0	2
Boone	1-1	0-0	0-0	1	0	1	0	1	2
Johnson	0-0	0-0	0-0	0	0	1	0	0	0
Bersticker	1-2	0-0	0-0	1	0	0	0	0	2
Holmes	0-2	0-1	0-0	0	1	1	0	0	0
Brooker	1-1	0-0	0-0	0	1	0	0	0	2
Melendez	0-0	0-0	0-0	1	0	1	0	0	0
Everett	0-0	0-0	0-0	0	2	1	0	0	0
Team				2					
Totals	40-69	4-13	11-19	41	17	29	4	10	95
	.580	.308	.579						

Buffalo	28	46	-	74
North Carolina	46	49	-	95

Turnovers: UB 16 (Campbell 4); UNC12 (four with 2)
Officials: Duke Edsall, Les Jones, Jamie Luckie

Jason Capel scored 16 points, grabbed 11 rebounds (six offensive) and handed out a career-high 10 assists in the 95-74 win over Buffalo. Joseph Forte made 9 of 15 shots from the floor and had 23 points, seven rebounds, five assists and three steals. Kris Lang equalled his career scoring high with 22 points on 11 of 17 shooting. The 17 shot attempts are a career-high for Lang (previous was 16 this year at Michigan State).

The Tar Heels shot a season-high 58.0 percent from the floor on 40 of 69 shooting. Led by Capel, Forte and Ronald Curry (four), the Tar Heels had assists on 29 of their 40 baskets.

Curry started at point guard for the first time this season. In 24 minutes, he had nine points, four assists, three rebounds, two steals and only two turnovers.

Game 9:UNC 80, UCLA 70
Saturday, December 23, 2000
Pauley Pavilion, Los Angeles, Calif. (10,593)

North Carolina	FG	3FG	FT	REB	PF	A	BS	ST	TP
Capel	1-4	1-4	9-9	10	2	3	0	2	12
Lang	3-7	0-0	1-2	4	4	0	1	0	7
Haywood	3-5	0-0	0-6	13	4	0	0	0	6
Forte	10-20	1-5	8-10	3	2	3	1	2	29
Curry	2-3	0-1	1-2	3	4	3	0	5	5
Owens	0-4	0-0	1-2	1	2	0	0	0	1
Johnson	2-3	1-1	0-0	3	0	1	0	0	5
Boone	0-0	0-0	0-0	1	2	3	0	0	0
Morrison	3-4	1-2	0-0	0	1	1	0	0	7
Peppers	2-3	0-0	2-2	4	3	0	0	0	6
Bersticker	1-1	0-0	0-0	0	0	0	0	0	2
Team				5					
Totals	27-54	4-13	22-33	47	24	14	2	9	80
	.500	.308	.667						

UCLA	FG	3FG	FT	REB	PF	A	BS	ST	TP
Cummings	0-1	0-0	0-0	4	4	0	0	0	0
Kapono	4-13	3-7	1-2	4	3	1	0	3	12
Barnes	6-15	0-3	6-8	10	3	2	1	2	18
Young	0-8	0-5	0-0	2	5	2	1	1	0
Watson	10-18	3-8	7-11	7	4	3	0	4	30
Bailey	1-2	0-1	1-2	2	3	0	0	0	3
Gadzuric	2-10	0-0	3-6	7	2	0	2	1	7
Knight	0-1	0-0	0-0	0	0	0	0	0	0
Team				0					
Totals	23-68	6-24	18-29	36	24	8	4	11	70
	.338	.250	.621						

North Carolina 46 34 - 80
UCLA 30 40 - 70
Turnovers: UNC 22 (Curry 8); UCLA14 (Kapono 5)
Officials: Dave Libbey, Don McAll

pair of jumpers around a Kris Lang layup, then Morrison made three consecutive jump shots to give Carolina a 34-15 lead with 6:06 to play.

Foul trouble for Lang and Brendan Haywood, six missed free throws by Haywood and turnovers by the Tar Heels fueled UCLA's second-half comeback. The Bruins had second-half runs of 8-0, 7-0, 5-0 and 6-0, the list of which gave UCLA its first lead of the game at 58-56 with 7:09 left. UCLA led 62-60 with 5:30 remaining when Carolina began a 16-0 spurt to pull away for the victory.

Capel tied the game with two free throws, Forte gave Carolina the lead for good with a steal and 10-footer, then Capel and Forte added two more free throws apiece for a 68-60 lead. Capel hit two more freebies, Haywood spun around Dan Gadzuric and slammed, Forte dunked on a steal and breakaway and Ronald Curry finished the 16-0 run with a steal and layup.

Haywood was limited to just six points, but had a game-high 13 rebounds. It was the first game all year he did not score in double figures. Lang played only 22 minutes due to foul trouble and had a season-low seven points.

The Tar Heels shot 50.0 percent from the floor and held the Bruins to 33.8 percent.

Game 10:UNC 91, MASSACHUSETTS60
Friday, December 29, 2000
Charlotte Coliseum, Charlotte, N.C. (13,224)
Hardee's Tournament of Champions Semifinal

UMass	FG	3FG	FT	REB	PF	A	BS	ST	TP
Smith	1-5	0-0	2-2	6	4	1	0	0	4
Brand	5-8	0-0	0-4	6	4	1	1	1	10
Rhymer	2-4	0-0	2-3	6	4	0	1	0	6
Mack	6-23	4-12	4-4	5	2	1	0	1	20
Crooks	3-9	0-0	0-0	3	5	3	0	3	6
Depina	1-4	1-4	1-2	1	2	4	0	0	4
Rogers	0-2	0-0	1-2	5	4	1	0	0	1
Blizzard	0-2	0-1	0-0	0	2	0	0	0	0
Jenkins	1-4	0-2	1-2	2	0	0	0	0	3
Williams	1-6	0-1	1-4	5	1	1	0	1	3
Pugh	1-3	0-2	1-4	5	1	0	0	1	3
Team				5					
Totals	21-70	5-22	13-27	49	29	12	2	7	60
	.300	.227	.481						

North Carolina	FG	3FG	FT	REB	PF	A	BS	ST	TP
Capel	4-7	1-3	2-3	7	2	3	0	3	11
Lang	5-9	0-0	2-2	4	3	1	1	0	12
Haywood	4-6	0-0	2-8	7	3	1	4	0	10
Curry	4-6	2-4	0-2	4	3	4	0	2	10
Forte	6-13	1-5	3-4	3	0	2	1	4	16
Morrison	1-3	1-2	1-2	1	3	1	0	0	4
Brooker	0-0	0-0	0-0	1	1	0	0	1	0
Holmes	0-0	0-0	2-2	2	1	1	0	0	2
Boone	0-1	0-1	0-0	2	1	2	1	0	0
Melendez	2-2	1-1	0-0	0	0	1	0	1	5
Everett	0-0	0-0	0-0	1	0	0	0	0	0
Johnson	0-2	0-2	2-2	1	0	2	0	1	2
Peppers	1-3	0-0	2-5	3	2	0	1	0	4
Berstick	2-6	0-1	0-0	1	2	0	1	0	4
Team				6					
Totals	32-64	7-21	20-34	46	21	20	9	14	91
	.500	.333	.588						

UMass	33	27	-	60
North Carolina	40	51	-	91

Turnovers: UMass 19 (Mack, Crooks 4); UNC12 (Curry 5)
Officials: Larry Rose, Duke Edsall, Bryan Kersey

Six Tar Heels scored in double figures and Carolina blitzed UMass with a 51-point second half as UNC advanced to the championship game of the Hardee's Tournament of Champions with a 91-60 win over Massachusetts.

Joseph Forte had 16 points, four steals, three rebounds, one blocked shot and no turnovers. He was joined in double figures by Kris Lang (12, all in the second half), Jason Capel (11), Max Owens (11), Brendan Haywood (10) and Ronald Curry (10).

The Tar Heels shot 59.4 percent from the floor in the second half as they made 19 of 32 shots. In the first half, UNC made 13 of 32 field goal attempts. UNC was 5 for 18 from three-point range in the opening half, and one of three from beyond the arc in the second half. Lang and Haywood combined for five field goal attempts and two free throws in the first half and 10 field goal attempts and eight free throws in the second. Carolina committed just 12 turnovers.

UMass shot just 30.0 percent from the floor, 22.7 percent from three-point range and 48.1 percent from the free throw line. Monty Mack scored 13 of the Minutemen's first 15 points and had 16 at

the half, but only made one field goal and had four points in the second half. Curry and Forte were both outstanding on defense. Forte had four steals; Curry had two steals and drew a pair of charges.

The game marked the first time in 56 games in which Carolina had six players score in double figures (since a 98-64 win over Florida State on February 7, 1999).

The 31-point margin of victory was Carolina's largest since an 86-53 win over Howard on January 2, 2000.

It was Ronald Curry's second career double figure scoring game. He had 13 points against Georgia Tech in his first career start on January 31, 1999.

Game 11:UNC 64, COLLEGE OF CHARLESTON60
Saturday, December 30, 2000
Charlotte Coliseum, Charlotte, N.C. (13,378)
Hardee's Tournament of Champions Final

Charleston	FG	3FG	FT	REB	PF	A	BS	ST	TP
Bolton	10-17	3-5	2-2	2	3	3	0	2	25
Bowie	2-6	0-0	2-3	8	2	1	1	1	6
Lumpkin	7-15	0-1	2-2	7	4	3	3	3	16
Wheless	1-1	1-1	0-0	2	0	1	0	0	3
Nelson	1-6	0-0	0-0	1	1	2	0	1	2
Harris	0-1	0-0	0-0	1	0	0	0	2	0
Hollis	0-0	0-0	0-0	0	0	1	0	0	0
Weurding	0-0	0-0	0-0	0	0	0	0	0	0
Rothseiden	1-1	0-0	0-0	1	2	1	1	0	2
Mabley	2-6	0-2	2-2	2	3	1	1	0	6
Team				2					
Totals	24-53	4-9	8-9	26	15	13	6	9	60
	.453	.444	.889						

North Carolina	FG	3FG	FT	REB	PF	A	BS	ST	TP
Capel	3-8	1-3	1-2	8	2	3	0	1	8
Lang	5-12	0-0	0-1	8	2	1	2	0	10
Haywood	1-4	0-0	2-3	5	3	0	0	1	4
Curry	1-3	0-1	0-0	4	2	1	0	1	2
Forte	12-21	2-4	3-4	6	2	2	1	2	29
Morrison	0-1	0-1	0-0	1	1	0	0	0	0
Owens	5-12	0-4	1-1	3	0	1	0	1	11
Boone	0-1	0-0	0-0	0	1	0	0	1	0
Johnson	0-1	0-1	0-0	2	0	1	0	0	0
Peppers	0-1	0-0	0-0	2	0	0	0	0	0
Team				5					
Totals	27-64	3-14	7-11	44	13	9	3	7	64
	.422	.214	.636						

C of C	30	30	-	60
North Carolina	29	35	-	64

Turnovers: C of C 12 (Wheless 3); UNC15 (Forte 5)
Officials: Frank Scagliotta, Reggie Cofer, Sean Hull

Jason Capel overcame a stomach virus to score the go-ahead basket with 38.4 seconds to play and Joseph Forte's steal and layup with 10.9 seconds left led the Tar Heels to a 64-60 win over the College of Charleston in the championship game of the Hardee's Tournament of Champions in Charlotte.

Forte had 29 points on 12 of 21 shooting from the floor, including back-to-back three-pointers in the second half. Forte was 6 for 10 from the floor and scored 17 points in the second half. The Cougars led UNC, 30-29, at halftime, but Forte gave Carolina the lead about five minutes into the half with consecutive 12 foot jump shots. The Tar Heels took a 37-36 lead with 15:33 left on a Forte jumper and held the lead for all but 34 seconds the rest of the game. Charleston tied the game at 57-57 with 1:12 remaining on an inside bucket by Tony Bolton (25 points). Capel drove into the lane and scored with his left hand for a 59-57 lead. Forte then intercepted a pass with 14 seconds left and raced to the hoop for a layup to give Carolina a 61-57 lead. Bolton hit a 27-foot bomb with five seconds to play to cut the margin to one, but Kris Lang alertly threw a home run pass to Max Owens on the out of bounds play. Owens hit the layup and free throw after he was fouled to seal the win.

The Tar Heels shot only 42.2 percent for the game, but dominated the glass. UNC outrebounded the Cougars, 44-26. Capel and Lang each had eight rebounds and Forte added six. Neither team attempted a free throw in the first half, but combined to make 15 of 20 in the second half.

The win improved Carolina's record to 20-2 in the Raycom tournament.

Game 12:UNC 84, GEORGIA TECH 70
Tuesday, January 2, 2001
Alexander Memorial Coliseum, Atlanta, Ga. (9,510)

North Carolina	FG	3FG	FT	REB	PF	A	BS	ST	TP
Capel	3-5	1-3	7-7	5	4	2	1	0	14
Lang	7-14	0-0	4-6	12	2	0	2	0	18
Haywood	0-6	0-0	0-1	7	4	3	0	1	0
Curry	1-1	0-0	4-6	4	3	4	0	0	6
Forte	7-14	2-5	4-7	4	4	3	2	3	20
Morrison	1-3	0-0	0-0	1	0	1	1	0	2
Holmes	0-0	0-0	0-0	2	0	0	0	0	0
Owens	6-10	1-4	4-4	4	1	2	0	2	17
Boone	0-2	0-2	0-0	0	1	0	0	0	0
Johnson	0-0	0-0	0-0	1	1	1	0	0	0
Peppers	2-5	0-0	3-7	6	1	0	0	1	7
Team				3					
Totals	27-60	4-14	26-38	49	21	16	6	7	84
	.450	.286	.684						

Georgia Tech	FG	3FG	FT	REB	PF	A	BS	ST	TP
Babul	1-5	0-0	6-7	2	5	0	2	0	8
Lewis	1-8	0-3	0-0	4	3	1	0	1	2
Jones	3-12	0-0	5-8	8	4	2	3	1	11
Akins	7-13	6-10	3-4	5	2	1	0	1	23
Fein	3-14	1-4	3-4	2	3	2	0	0	10
LaBarrie	1-1	0-0	0-0	0	1	2	0	0	2
Vines	0-2	0-1	2-2	0	3	1	0	1	2
Lane	4-5	3-3	0-0	5	3	1	0	0	11
Brooks	0-0	0-0	0-0	1	1	1	1	0	0
Ishenhour	0-1	0-0	1-2	0	3	1	0	1	1
Team				7					
Totals	20-61	10-21	20-27	34	28	12	6	5	70
	.328	.476	.741						

North Carolina	32	52	-	84
Georgia Tech	44	26	-	70

Turnovers: UNC 13 (Owens 3); GaT13 (Jones, Akins 3)
Officials: Larry Rose, Les Jones, Reggie Cofer

Carolina trailed Georgia Tech, 44-32, at halftime of the ACC season opener on January 2 in Atlanta. Two minutes and 11 seconds into the second half, the Yellow Jacket lead was cut to two points and less than seven minutes into the half the Tar Heels took a lead they would never relinquish. Joseph Forte scored eight of his team-high 20 points to spark that 10-0 run to start the second half. Moments later with Tech's lead back to five, Forte hit a three-pointer and then assisted on a three-point play by Max Owens to give the Tar Heels the lead at 52-51. Carolina pulled away down the stretch, on two occasions leading by as many as 16 points.

Georgia Tech led at the half thanks to hot shooting from point guard Tony Akins (four of six from three-point range) and 11 UNC turnovers that led to 15 Yellow Jacket points. The Tar Heels shot just 37.9 percent in the first half.

The second half was another story as Carolina committed only two miscues and had a 16-0 advantage in points off turnovers. UNC shot 51.6 percent from the field in the second half (16 of 31) and limited Tech to just 23.3 percent shooting from the floor (7 of 30).

Forte was 7 for 14 from the floor and added three assists, three steals and two blocks. Kris Lang played an outstanding game on both ends of the floor. Lang had 18 points, a career-high 12 rebounds and two blocked shots and helped limit Tech center Alvin Jones to 3 of 12 shooting from the floor.

Max Owens scored 17 points, his career high against Georgia Tech, and added four rebounds, two assists and two steals in 25 minutes. Julius Peppers had seven points and six boards and scored on a stupendous follow slam that gave Carolina its first 10-point lead in the second half. Ronald Curry had four assists and just two turnovers in 32 minutes against Tech's fullcourt pressure defense. Brendan Haywood did not score for the first time since his freshman season, but contributed seven rebounds and three assists and played solid post defense.

Game 13:UNC 70, WAKE FOREST 69
Saturday, January 6, 2001
Smith Center, Chapel Hill, N.C. (21,750)

Wake Forest	FG	3FG	FT	REB	PF	A	BS	ST	TP
Songaila	4-8	0-1	2-2	9	4	3	0	1	10
Howard	4-9	0-0	4-6	5	4	2	2	1	12
Shoemaker	1-3	0-0	0-0	4	3	0	1	1	2
O'Kelley	6-15	3-9	3-3	2	2	0	0	1	18
Murray	2-5	0-2	0-0	5	1	4	0	1	4
Scott	2-6	0-1	0-1	5	2	0	0	0	4
Hicks	1-6	0-0	0-2	1	0	3	0	1	2

Dawson	6-15	2-8	2-2	2	0	0	0	0	16
Vidauretta	0-3	0-0	1-3	6	4	0	0	1	1
Team				4					
Totals	26-70	5-21	12-19	43	20	12	3	7	69
	.371	.238	.632						

North Carolina	FG	3FG	FT	REB	PF	A	BS	ST	TP
Capel	3-8	1-3	0-0	7	4	1	0	0	7
Lang	3-9	0-0	3-5	8	3	0	0	1	9
Haywood	9-13	0-0	6-8	10	2	2	3	1	24
Forte	4-13	1-6	6-6	4	1	3	2	2	15
Curry	1-6	1-4	0-1	5	2	7	0	1	3
Owens	3-7	1-2	0-0	1	0	0	0	0	7
Boone	0-1	0-0	0-0	1	1	1	0	0	0
Peppers	2-5	0-0	1-5	6	3	1	0	0	5
Morrison	0-1	0-1	0-0	0	1	1	0	0	0
Johnson	0-0	0-0	0-0	1	1	0	0	0	0
Team				2					
Totals	25-63	4-16	16-25	44	18	16	5	7	70
	.397	.250	.640						

Wake Forest	34	35	-	69
North Carolina	37	33	-	70

Turnovers: WFU 9 (O'Kelley 3); UNC14 (Lang 4)
Officials: John Clougherty, Gerald Boudreaux, Charlie Range

Brendan Haywood scored 24 points, grabbed 10 rebounds and blocked three shots to lead Carolina to a 70-69 win over No. 4 ranked and previously undefeated Wake Forest. Haywood picked up a loose ball in the lane and scored off the glass with 3.3 seconds to play to give the Tar Heels the victory. Haywood's basket was the fourth lead change in the final 1:22 and gave Carolina the win after Darius Songalia's 30-footer missed at the buzzer.

Both teams played well defensively as the teams combined to shoot less than 40 percent from the floor. Carolina shot 39.7 percent and Wake Forest, which came into the game fourth in the nation in shooting at 51.9 percent, made just 26 of 70 shots for 37.1 percent. It was the Deacons' lowest percentage of the season.

Joseph Forte had 15 points, three assists, two blocks and two steals, including a huge steal and layup to give Carolina a 68-67 lead with 37 seconds to play. Ronald Curry had seven assists (matching his career high) and just two turnovers in 35 minutes. He missed his first five field goal attempts, but drilled a three-pointer with 4:30 remaining to give Carolina a 62-59 advantage, its first lead in nearly nine minutes.

One of Curry's assists was an alleyoop pass to Julius Peppers, who slammed home a dunk with 8:19 to play to tie the game at 55 and send the crowd into near hysteria. The play was selected as CNN's Play of the Day. Peppers finished with five points, six rebounds and an assist, Kris Lang added eight points and nine rebounds, Jason Capel had seven assists and Max Owens had seven points.

The Deacons led 27-18 with 6:10 to play in the first half, but the Tar Heels ended the half on a 19-7 run to lead by three. Capel and Forte hit consecutive three-pointers and Haywood scored six points in a row to give Carolina the lead heading into the break. Neither team led by more than five points in the second half. Craig Dawson gave Wake Forest a 67-66 lead with 1:22 to play, but Forte's steal and layup with 37 seconds left put UNC back on top. Dawson scored again with 17 seconds to play to put Wake back on top. With six seconds to play, Capel drove and was blocked by Josh Shoemaker, but the ball bounced to straight Haywood and he scored off glass for the lead and the win.

Game 13:UNC 86, MARYLAND 83

Wednesday, January 10, 2001

Cole Field House, College Park, Md. (14,500)

North Carolina	FG	3FG	FT	REB	PF	A	BS	ST	TP
Capel	4-9	3-4	2-2	10	2	3	0	1	13
Lang	5-11	0-0	2-4	8	5	4	2	1	12
Haywood	4-9	0-0	0-4	8	2	1	5	0	8
Curry	4-12	3-7	0-0	6	1	7	0	1	11
Forte	8-15	3-4	7-8	6	2	3	1	4	26
Morrison	1-2	0-0	0-0	1	0	0	0	0	2
Owens	2-3	0-0	1-2	1	1	1	0	0	5
Boone	1-2	1-1	0-0	0	1	1	0	0	3
Johnson	0-0	0-0	0-0	0	0	0	0	0	0
Peppers	2-2	0-0	2-2	3	2	2	0	1	6
Team				1					
Totals	31-65	10-16	14-22	44	16	22	8	8	86
	.477	.625	.636						

MARYLAND	FG	3FG	FT	REB	PF	A	BS	ST	TP
Mouton	1-6	0-1	0-0	6	4	1	0	1	2
Morris	6-13	2-6	7-7	12	3	5	4	1	21

Baxter	6-14	0-0	8-9	8	5	1	3	3	20
Dixon	7-16	2-3	6-6	4	2	2	0	0	22
Blake	2-9	1-3	0-0	3	0	4	0	4	5
Nicholas	2-7	1-5	0-1	1	1	2	0	0	5
Miller	1-4	0-2	0-0	6	0	2	0	0	2
Mardeschich	1-5	0-0	0-0	3	2	1	0	0	2
Wilcox	2-3	0-0	0-0	0	0	0	1	1	4
Team				2					
Totals	28-77	6-20	21-23	45	17	18	8	10	83
	.364	.300	.913						

North Carolina	32	54	-	86
Maryland	36	47	-	83

Turnovers: UNC 15 (Curry, Haywood 4); Md11 (Morris 4)
Officials: Rick Hartzell, Steve Gordon, Frank Scagliotta

Joseph Forte scored 20 second-half points, including 11 straight in one stretch after halftime, as Carolina won at No. 14 Maryland, 86-83, for the first time since the 1996-97 season. The win was UNC's ninth in a row, equalling its longest winning streak in three seasons, and ended Maryland's 10-game winning streak. Four days earlier, Carolina stopped Wake Forest's 17-game win streak with a 70-69 win over the No. 4-ranked Demon Deacons.

Trailing 36-32 at the break, the Tar Heels shot 54.3 percent in the second period and went on a 9-0 run to start the second half and seize control of the contest. UNC hit four consecutive three-pointers to begin the second half, at one point making them 8 for 10 on the night. After entering the game shooting 33.3 percent from behind the arc, the Heels finished the game 10 for 16 from long range, the second-most three-pointers they have hit in a game this season (behind 11 at Appalachian State).

Maryland made a run, cutting the lead to as little as three points in the final 30 seconds before Forte hit two free throws and a layup and Julius Peppers had a thunderous dunk to ice the victory. Three-pointers by Steve Blake and Drew Nicholas in the final 0:05 made it an 86-83 final. Brendan Haywood blocked five shots, including a three-pointer by Nicholas with 1:51 remaining that could have cut the UNC lead to five. Only one of Curry's four turnovers on the night came against the Terrapin press.

Carolina committed just 15 turnovers against a Maryland defense that entered the game forcing 20.0 miscues per contest.

Ronald Curry played perhaps his best game as a Tar Heel, tying his career high with seven assists for the second game in a row. All seven assists came after halftime, as the Tar Heels went on a 39-16 run in the first 11:45 in the second half. Curry finished with a season-high 11 points and six rebounds in addition to hitting three crucial three-pointers.

The Terps shot 36.4 percent from the floor in the game, becoming fifth UNC opponent in the last six games to shoot less than 40 percent from the field. Maryland shot just 31.7 percent in the second half.

Game 15:UNC 84, MARQUETTE54

Saturday, January 13, 2001

Smith Center, Chapel Hill, N.C. (21,750)

Marquette	FG	3FG	FT	REB	PF	A	BS	ST	TP
Blankson	4-9	1-2	0-1	3	3	0	0	1	9
Nnamaka	1-7	1-2	1-2	5	5	0	0	0	4
Mueller	0-1	0-0	0-0	0	2	0	0	0	0
Wardle	5-16	2-6	5-6	4	1	1	0	1	17
Henry	6-15	2-4	1-2	0	2	4	0	2	15
Barone	0-2	0-1	0-0	2	2	1	0	1	0
Merritt	1-6	0-0	1-2	3	3	0	1	0	3
Harris	1-1	0-0	1-2	2	4	1	0	0	3
Sanders	0-1	0-0	2-4	4	0	0	0	0	2
Clausen	0-1	0-0	0-0	0	3	0	0	0	0
Diggs	0-1	0-1	1-2	0	0	0	0	1	1
Duffy	0-1	0-1	0-0	0	0	0	0	0	0
Team				3					
Totals	18-61	6-17	12-21	26	25	7	12	1	6
	.295	.353	.571						

North Carolina	FG	3FG	FT	REB	PF	A	BS	ST	TP
Capel	2-5	2-4	4-4	6	1	0	0	0	10
Lang	3-8	0-0	6-7	6	1	1	0	3	12
Haywood	5-8	0-0	7-10	9	4	3	5	0	17
Forte	4-12	0-4	2-2	3	1	2	0	0	10
Curry	1-4	0-2	0-0	2	2	2	0	1	2
Owens	2-6	0-3	3-3	4	0	0	0	0	7
Boone	1-1	1-1	0-0	1	0	0	0	0	3
Morrison	0-0	0-0	0-0	0	1	1	0	0	0
Peppers	2-3	0-0	9-10	9	2	1	0	1	13
Berstickler	1-2	0-0	0-0	3	2	1	0	0	2
Holmes	2-3	1-2	0-0	1	1	1	0	0	5
Johnson	0-0	0-0	0-0	2	2	1	0	0	0

Brooker	1-1	1-1	0-0	0	0	1	0	1	3
Everett	0-2	0-0	0-0	1	1	0	0	0	0
Melendez	0-0	0-0	0-0	0	0	0	0	0	0
Team				3					
Totals	24-55	5-17	31-36	50	18	14	18	5	6
	.436	.294	.861						

Marquette	24	30	-	54
North Carolina	42	42	-	84

Turnovers: Marquette 12 (Wardle 4); UNC18 (Haywood 4)

Officials: Larry Rose, Charlie Range, Tom Eades

Brendan Haywood led all scorers with 17 points and added nine rebounds and five blocked shots as the Tar Heels thrashed Marquette, 84-54, at the Smith Center. Haywood was one of five Carolina players in double figures and one of 11 Tar Heels to score. Julius Peppers just missed his first career double-double as he had posted 13 points and nine boards. Peppers was 9 for 10 from the free throw line. Kris Lang (12), Jason Capel (10) and Joseph Forte (10) also scored double digits for Carolina. Forte excelled defensively. He limited Brian Wardle, Marquette's leading scorer, to 5 of 16 shooting from the floor.

Carolina out-rebounded the Golden Eagles, 50-26, the largest margin on the boards to date this season for UNC. In addition to nine rebounds for Haywood and Peppers (six offensive for Haywood), Lang and Capel had six boards apiece.

Game 16:UNC 92, CLEMSON65

Wednesday, January 17, 2001

Smith Center, Chapel Hill, N.C. (21,335)

Clemson	FG	3FG	FT	REB	PF	A	BS	ST	TP
Clifton	3-4	1-1	2-2	5	2	1	0	0	9
Hobbs	1-2	0-0	0-0	8	5	0	1	0	2
Henderson	2-6	0-0	2-6	8	4	0	0	0	6
Scott	3-10	1-2	0-0	3	0	2	0	1	7
Solomon	7-17	3-10	0-0	3	1	5	0	1	17
Nagys	0-4	0-1	4-4	7	3	0	1	0	4
Stockman	3-8	1-3	0-1	0	0	2	0	1	7
Braddick	2-3	0-0	0-1	3	2	0	1	0	4
Allenspach	0-2	0-0	0-0	0	0	0	0	0	0
Bains	0-2	0-2	0-0	0	0	0	0	0	0
McKnight	3-4	2-2	1-2	1	0	0	0	1	9
Holt	0-0	0-0	0-0	1	0	0	0	0	0
Team				2					
Totals	24-62	8-21	9-16	41	18	10	3	4	65
	.387	.381	.562						

North Carolina	FG	3FG	FT	REB	PF	A	BS	ST	TP
Capel	4-8	2-5	1-2	9	3	5	0	1	11
Lang	5-5	0-0	3-6	6	4	0	2	0	13
Haywood	4-7	0-0	3-6	5	2	2	6	1	11
Forte	4-12	3-6	3-4	4	3	4	0	0	14
Curry	3-6	2-3	1-2	1	0	4	0	2	9
Owens	3-7	2-5	0-2	1	0	1	0	2	8
Boone	1-2	1-2	0-0	1	1	4	0	0	3
Morrison	2-3	2-3	3-4	2	1	0	0	2	9
Peppers	2-4	0-0	0-0	7	1	0	0	1	4
Berstickler	2-4	0-1	0-2	2	0	1	1	0	4
Brooker	0-1	0-1	0-0	0	0	2	0	0	0
Johnson	1-3	0-0	0-0	1	0	1	0	0	2
Holmes	0-0	0-0	0-0	0	1	0	0	0	0
Melendez	1-2	0-1	0-0	0	0	0	0	0	2
Everett	1-1	0-0	0-0	1	0	0	0	0	2
Team				1					
Totals	33-65	12-27	14-28	41	16	24	9	9	92
	.508	.444	.500						

Clemson	31	34	-	65
North Carolina	44	48	-	92

Turnovers: CU 20 (Solomon 6); UNC12 (Haywood 2)
Officials: Gerald Boudreaux, Curtis Shaw, Ted Valentine

limit Solomon in the second half. Clemson made just four of its first 20 shots in the second half.

Game 17:UNC 80, FLORIDA STATE 70
Saturday, January 20, 2001
Leon County Civic Center, Tallahassee, Fla. (7,452)

North Carolina	FG	3FG	FT	REB	PF	A	BS	ST	TP
Capel	3-7	2-4	2-2	6	0	0	0	0	10
Lang	5-10	0-0	1-2	4	3	2	0	0	11
Haywood	3-7	0-0	1-6	5	4	1	7	1	7
Curry	1-2	1-1	2-4	5	0	4	0	2	5
Forte	10-15	4-7	4-4	8	2	2	0	1	28
Brooker	0-0	0-0	0-0	0	1	0	0	0	0
Owens	2-4	1-3	4-4	0	0	2	1	0	9
Boone	0-3	0-3	0-0	0	0	2	0	1	0
Johnson	0-0	0-0	0-0	0	0	0	0	0	0
Peppers	2-5	0-0	4-5	4	2	2	0	0	8
Bersticker	1-3	0-0	0-0	1	0	0	1	0	2
Team				4					
Totals	27-56	8-18	18-27	37	12	15	9	5	80
	.482	.444	.667						

Florida State	FG	3FG	FT	REB	PF	A	BS	ST	TP
Joiner	5-8	0-1	0-0	6	2	1	1	1	10
A. Dixon	2-4	0-1	0-0	7	3	2	0	0	4
N. Dixon	3-14	0-0	0-0	10	3	0	0	0	6
Crawford	4-9	3-7	2-2	1	4	1	0	0	13
Arrington	8-15	2-4	0-0	3	2	5	0	4	18
Lowery	0-1	0-1	0-0	0	0	0	0	0	0
Wilson	1-1	0-0	0-0	0	0	0	0	0	2
Cummings	4-8	0-1	6-6	4	2	2	0	0	14
Mathews	1-5	0-0	1-2	1	5	0	0	0	3
Anderson	0-0	0-0	0-0	1	1	0	0	0	0
Team				2					
Totals	28-65	5-15	9-10	35	22	11	1	5	70
	.431	.333	.900						

North Carolina	49	31	-	80
Florida State	30	40	-	70

Turnovers: UNC 10 (three with 2), FSU 12 (3)
Officials: Karl Hess, Duke Edsall, Reggie Cofer

Joseph Forte scored 14 straight UNCPoints, including 12 in a row in a span of 4:08 late in the game as the Tar Heels held on to defeat Florida State, 80-70.

The Tar Heels played brilliantly in the opening half, building a 49-30 lead as they shot 52.8 percent from the floor (6 of 11 from three-point range) and committed only three turnovers. Five different players scored at least six points in the first half, led by Forte's 12 and 10 by Jason Capel. In the second half, however, the Seminoles scored the first seven points and cut the lead to single digits with 12 minutes to play. Florida State closed to within three points at 60-57 with 7:44 remaining after a steal and layup by Delvon Arrington.

Forte then outscored the Seminoles, 12-4, over the next four minutes. He hit an off-balance, running bank shot across the lane, rebounded a blocked shot by Brendan Haywood, drove the court and pulled up for a 15-footer for a seven-point lead, and answered a Seminole basket with back-to-back three-pointers. He capped his spectacular run with a dunk.

Forte was 10 for 15 and made four of seven from three-point range. He scored 28 points, his fourth-highest career performance. He also had eight boards and two assists.

Haywood blocked seven shots and became Carolina's alltime shot block leader. Julius Peppers added eight points, four rebounds and two assists in 25 minutes.

The Tar Heels held Florida State to 43.1 percent from the floor, the 12th straight game in which the opponents shot under 50 percent. The Seminoles did shoot 50 percent in the second half, however, ending a streak of 17 consecutive halves in which the opponents shot less than 50 percent.

Game 18:UNC 88, VIRGINIA 81
Wednesday, January 24, 2001
Smith Center, Chapel Hill, N.C. (21,750)

Virginia	FG	3FG	FT	REB	PF	A	BS	ST	TP
Hall	7-14	0-5	0-0	4	4	3	2	2	14
Williams	5-9	2-3	2-4	11	2	3	1	2	14
Watson	8-12	0-0	0-0	10	3	1	2	1	16
Hand	2-11	1-4	5-7	4	5	9	0	1	10
Mason Jr.	4-12	3-7	6-6	1	5	3	0	0	17
Dondon	0-1	0-0	0-0	0	2	0	0	0	0
Mathis	0-1	0-0	0-1	1	2	0	0	0	0
Friel	3-7	2-6	2-3	0	3	2	0	1	10

Young	0-1	0-1	0-0	0	0	0	0	0	0
Hare	0-0	0-0	0-0	0	0	0	0	0	0
Team				3					
Totals	29-68	8-26	15-21	34	26	21	3	7	81
	.426	.308	.714						

North Carolina	FG	3FG	FT	REB	PF	A	BS	ST	TP
Capel	4-7	1-4	5-6	7	2	2	0	1	14
Lang	5-7	0-0	2-4	6	2	0	0	0	12
Haywood	4-4	0-0	1-3	10	1	0	4	0	9
Forte	13-23	1-4	6-7	5	2	4	0	1	33
Curry	2-6	0-1	0-5	5	3	4	0	0	4
Owens	3-6	1-2	3-3	1	1	2	0	0	10
Boone	0-1	0-0	0-0	1	3	0	0	0	0
Peppers	1-1	0-0	2-2	2	2	2	0	2	4
Morrison	1-3	0-0	0-0	0	2	1	0	0	2
Team				2					
Totals	33-58	3-11	19-30	39	18	15	4	4	88
	.569	.273	.633						

Virginia	35	46	-	81
North Carolina	50	38	-	88

Turnovers: UVA 9 (Watson 3), UNC 13 (Forte, Curry 3)
Officials: Frank Scagliotta, Ed Corbett, Bryan Kersey

Joseph Forte scored 33 points, the second-most in his career, as the Tar Heels defeated Virginia, 88-81, on Jan. 24 in Chapel Hill. With the win, Carolina improved to 15-1 alltime against Virginia in the Smith Center and 57-4 against the Cavaliers in Chapel Hill.

The Tar Heels shot 58.8 percent in the first half and led, 50-35, at the break. UVA went on a 16-4 run to start the second half, cutting the UNCLead to 54-51. Shortly thereafter, Forte scored nine points in a 2:06 span and Carolina went back up by eight, 65-57.

Forte has now scored 20 or more points 10 times this season, including eight of the last 12 games. He hit 13 of 23 field goals on the night, both of which were season highs. The 23 field goal attempts are a career high.

"Forte is an unbelievable player, a tremendous two guard," Virginia coach Pete Gillen said after the game. "The best I have seen in college in a long time."

Jason Capel (14 points and seven rebounds), Kris Lang (12 points and six rebounds) and Brendan Haywood (nine points, 10 rebounds and four blocks) all played well for UNC. Chris Williams (14 points and 11 rebounds) and Travis Watson (16 points and 10 rebounds) led Virginia.

The Tar Heels shot 56.9 percent for the game (their best shooting performance since the Buffalo game this season) and held the Cavs to 42.6 percent, making them the 13th consecutive UNC opponent to shoot under 50 percent this season.

Carolina's 88 points were the most it had scored in its last 24 games against Virginia, dating to the 1990-91 season.

Game 19:UNC 60, NC STATE 52
Saturday, January 28, 2001
Entertainment & Sports Arena, Raleigh, N.C. (19,722)

North Carolina	FG	3FG	FT	REB	PF	A	BS	ST	TP
Haywood	4-6	0-0	2-4	6	2	0	6	0	10
Curry	1-2	0-0	1-3	2	2	5	0	2	3
Capel	1-6	0-2	0-1	4	4	1	0	1	2
Forte	8-19	1-2	4-5	8	1	5	0	3	21
Lang	4-7	0-0	0-3	8	3	0	0	0	8
Morrison	0-1	0-1	0-0	0	0	0	0	0	0
Owens	2-5	0-1	0-0	1	1	0	0	0	4
Boone	1-1	0-0	0-0	2	0	0	0	0	2
Johnson	0-0	0-0	0-0	0	0	0	0	0	0
Peppers	3-5	0-0	2-4	3	4	2	0	1	8
Bersticker	1-1	0-0	0-0	0	1	0	0	0	2
Team				7					
Totals	25-53	1-6	9-20	41	18	13	6	7	60
	.472	.167	.450						

NC State	FG	3FG	FT	REB	PF	A	BS	ST	TP
Wilkins	5-11	0-2	2-2	6	1	2	0	1	12
Grundy	6-18	0-5	0-0	6	0	2	1	2	12
Inge	0-7	0-1	3-5	5	4	0	1	2	3
Crawford	2-6	1-2	2-2	4	2	4	4	4	7
Williams	2-2	0-0	0-0	1	0	0	0	0	4
Thornton	3-11	0-0	1-4	10	4	1	1	0	7
Sherrill	2-5	1-1	2-2	0	0	0	0	0	2
Guidry	0-0	0-0	0-0	1	1	0	0	0	0
Kelley	0-4	0-0	0-2	5	4	0	0	0	0
Team				1					
Totals	20-64	2-11	10-17	39	16	9	3	11	52
	.313	.182	.588						

North Carolina	31	29	-	60
NC State	21	31	-	52

Turnovers: UNC 16 (Haywood, Curry 4); NCSU13 (Wilkins 6)
Officials: Jim Burr, Karl Hess, John Cahill

Brendan Haywood connected on a pair of free throws with 1:17 to play and blocked a potential game-tying three-pointer from the corner with 49 seconds to play to preserve a 60-52 Carolina win over NC State at the Entertainment and Sports Arena.

Haywood had 10 points, six rebounds and six blocked shots in the win, Carolina's fifth in a row on the Pack's home court.

Joseph Forte led all scorers with 21 points. He hit two key jump shots, including one three-pointer, late in the game. Forte also shared team rebounding honors with Kris Lang with eight and team assist honors with Ronald Curry with five.

UNC's defense limited the Pack to six of 31 shots from the floor in the opening half, a percentage of .194. For the game, NC State connected on only 31.3 percent from the field.

Game 20:UNC 85, DUKE 83
Thursday, February 1, 2001
Cameron Indoor Stadium, Durham, N.C. (9,314)

North Carolina	FG	3FG	FT	REB	PF	A	BS	ST	TP
Capel	8-14	1-6	3-4	6	2	5	0	0	20
Lang	4-9	0-0	0-0	4	2	0	0	0	8
Haywood	4-5	0-0	6-8	10	4	1	2	0	14
Curry	4-8	0-2	0-0	1	4	4	1	1	8
Forte	10-18	2-3	2-4	16	2	6	0	3	24
Morrison	0-0	0-0	0-0	0	1	0	0	0	0
Owens	2-4	1-2	2-2	1	0	0	0	0	7
Boone	0-2	0-1	0-0	3	3	3	0	0	0
Peppers	2-6	0-0	0-0	3	3	0	0	0	4
Team				3					
Totals	34-66	4-14	13-18	47	21	19	2	4	85
	.515	.286	.722						

Duke	FG	3FG	FT	REB	PF	A	BS	ST	TP
James	6-12	1-4	2-4	4	1	1	0	1	15
Battier	5-16	3-9	2-4	12	5	3	3	2	15
Boozer	1-5	0-0	2-4	5	2	3	1	0	4
Williams	11-23	6-12	4-10	2	4	4	1	2	32
Dunleavy	4-11	1-6	3-5	7	3	2	0	2	12
Duhon	2-6	1-4	0-0	5	2	2	0	5	5
Christensen	0-0	0-0	0-0	2	2	0	0	0	0
Team				3					
Totals	29-73	12-35	13-27	40	19	15			

Game 21:UNC 82, GEORGIA TECH 69
Saturday, February 3, 2001
Smith Center, Chapel Hill, N.C. (21,750)

Georgia Tech	FG	3FG	FT	REB	PF	A	BS	ST	TP
Lewis	2-10	1-5	0-0	1	2	0	0	0	2
Babul	2-6	0-1	3-6	3	3	0	1	0	7
Jones	5-15	0-1	6-9	18	4	1	2	2	16
Akins	8-18	2-6	0-0	7	4	5	0	0	18
Fein	4-8	2-5	0-0	0	3	2	0	3	10
Isenhour	1-3	0-0	0-0	2	4	0	0	1	2
Lane	0-4	0-3	0-0	2	3	0	0	0	0
LaBarrie	4-9	0-2	0-0	1	2	2	0	0	8
Vines	0-2	0-0	1-3	1	1	1	0	2	1
Brooks	1-2	0-0	0-0	2	1	0	0	0	2
Team				3					
Totals	27-77	5-23	10-18	38	27	11	3	10	69
	.351	.217	.556						

North Carolina	FG	3FG	FT	REB	PF	A	BS	ST	TP
Capel	3-6	3-4	2-2	11	1	5	0	0	11
Lang	5-8	0-0	5-8	7	1	1	1	0	15
Haywood	2-5	0-0	3-7	5	3	0	5	1	7
Forte	7-16	2-4	7-7	9	2	2	0	1	23
Curry	0-1	0-1	0-0	1	5	1	0	0	0
Owens	1-3	0-2	0-0	2	2	1	0	0	2
Boone	2-6	1-3	5-8	5	1	2	0	0	10
Peppers	5-8	0-0	4-6	4	4	2	0	0	14
Morrison	0-0	0-0	0-0	0	1	0	0	0	0
Team				6					
Totals	25-53	6-14	26-38	50	20	14	6	2	82
	.472	.429	.684						

Georgia Tech	29	40	-	69
North Carolina	44	38	-	82

Turnovers: GT 9 (Akins 4); UNC 17 (Owens 4)
Officials: Frank Scagliotta, Duke Edsall, Bryan Kersey

Joseph Forte led all scorers with 23 points and Jason Capel had 11 points, 11 rebounds and five assists, and the Tar Heels got key contributions from Julius Peppers and Adam Boone in Carolina's 82-69 win over Georgia Tech on February 3 in the Smith Center.

Peppers tied his career scoring high with 14 points and added four boards and two assists in just 22 minutes. Boone, playing a season-high 28 minutes due to Ronald Curry being in foul trouble, had season highs with 10 points and five rebounds and turned the ball over just three times against the Yellow Jackets' full court pressure.

Carolina held Tech to 35.1 percent shooting from the floor and out-rebounded the Yellow Jackets, 50-38. Tech center Alvin Jones had 18 rebounds, but Brendan Haywood and Kris Lang limited Jones to 5 of 15 shooting from the field. Jones attempted nine free throws, more than five below his average.

Playing less than 48 hours after the emotional win at second-ranked Duke, Carolina trailed 13-7 with 14:06 to play in the first half. The Tar Heels scored 23 points in a row, however, over the next 6:52. Boone was on the floor for all but the first four points in the 23-0 run. Peppers scored eight points in the run.

Lang had 15 points and seven rebounds and Haywood blocked five shots. Forte added nine rebounds, all on the defensive glass.

Game 22:UNC 80, WAKE FOREST 74
Tuesday, February 6, 2001
Lawrence Joel Coliseum, Winston-Salem, N.C. (14,407)

North Carolina	FG	3FG	FT	REB	PF	A	BS	ST	TP
Forte	7-17	4-9	6-6	6	1	3	0	5	24
Lang	6-9	0-0	1-1	3	2	0	0	1	13
Haywood	5-7	0-0	3-4	4	3	6	4	1	13
Curry	2-3	2-3	0-0	5	0	5	0	1	6
Capel	3-8	2-4	5-7	10	3	5	1	1	13
Morrison	1-1	1-1	0-0	1	0	0	0	0	3
Owens	1-3	0-2	0-0	0	1	1	0	0	2
Boone	0-1	0-1	0-0	1	1	1	0	0	0
Peppers	3-3	0-0	0-0	5	5	0	1	1	6
Team				1					
Totals	28-52	9-20	15-21	36	16	21	6	10	80
	.538	.450	.714						

Wake Forest	FG	3FG	FT	REB	PF	A	BS	ST	TP
Howard	6-16	1-2	7-7	12	4	1	1	4	20
Songaila	2-10	0-0	1-1	2	2	1	1	3	5
Shoemaker	3-3	0-0	0-1	6	4	2	0	1	6
Hicks	0-3	0-0	0-0	0	0	1	0	1	0
Dawson	14-26	1-7	0-0	3	2	1	0	1	29

O'Kelley	2-8	0-4	0-0	1	3	2	0	1	4
Murray	2-3	0-0	2-2	3	0	5	0	1	6
Scott	0-4	0-0	0-0	2	0	0	1	0	0
Vidaurreta	1-2	0-0	2-3	5	3	0	0	1	4
Team				4					
Totals	30-75	2-13	12-14	38	18	13	3	13	74
	.400	.154	.857						

North Carolina	38	42	-	80
Wake Forest	37	37	-	74

Turnovers: WF 12 (Howard 4); UNC 20 (three with 4)
Officials: John Clougherty, Ted Valentine, Andre Patillo

Carolina hit nine of 20 three-pointers and used its inside strength late to earn a hard-fought, 80-74 win at No. 19 Wake Forest on Feb. 6 in Winston-Salem.

Brendan Haywood, Kris Lang and Julius Peppers combined for 12 points in a 14-2 run in the second half that turned a five-point deficit into a 72-65 lead with 3:07 left to play. The trio of Haywood, Lang and Peppers shot nine of 10 from the floor in the second half while limiting Wake star Darius Songaila to five points and two rebounds in 31 minutes of action.

Jason Capel had 13 points, 10 rebounds and five assists for his second consecutive double-double.

The win was Carolina's 17th in a row and gave UNC its 31st consecutive 20-win season, an NCAA record.

The Tar Heels shot 63.6 percent in the second half and 53.8 percent in the game, becoming the first Demon Deacon opponent in 30 games to shoot 50 percent or better. The loss was Wake's first on its home court since Feb. 19, 2000, a streak of 14 straight home wins.

Game 23:UNC 96, MARYLAND 82
Saturday, February 10, 2001
Smith Center, Chapel Hill, N.C. (21,750)

Maryland	FG	3FG	FT	REB	PF	A	BS	ST	TP
Mouton	1-3	0-1	0-0	0	2	1	0	0	2
Morris	4-11	1-4	3-3	8	3	6	4	1	12
Baxter	9-15	0-0	1-2	8	1	0	0	0	19
Dixon	6-16	1-4	2-3	3	1	0	1	3	15
Blake	4-9	3-8	0-0	6	3	5	0	3	35
Nicholas	7-16	2-7	0-0	1	1	2	0	2	16
Miller	2-5	0-1	1-2	4	1	4	0	0	5
Mardesich	1-3	0-0	0-0	2	1	0	1	0	2
Holden	0-1	0-0	0-0	1	1	0	0	1	0
Team				2					1
Totals	34-79	7-25	7-10	35	15	18	6	10	82
	.430	.280	.700						

North Carolina	FG	3FG	FT	REB	PF	A	BS	ST	TP
Capel	10-14	4-5	3-3	8	1	2	0	0	27
Peppers	7-10	0-0	4-4	3	3	1	0	1	18
Haywood	4-7	0-0	1-2	4	3	3	3	0	9
Forte	7-15	0-0	9-9	7	0	6	0	2	23
Curry	1-3	0-1	2-2	3	2	8	0	1	4
Boone	1-2	0-1	0-0	1	1	1	0	0	2
Lang	2-5	0-0	0-0	3	0	1	0	0	4
Morrison	0-0	0-0	0-0	0	1	1	0	1	0
Owens	3-3	3-3	0-0	0	1	1	0	0	9
Berstickler	0-1	0-0	0-0	0	0	0	0	0	0
Team				5					1
Totals	35-60	7-10	19-20	34	13	24	3	5	96
	.583	.700	.950						

Maryland	42	40	-	82
North Carolina	43	53	-	96

Technical Fouls: Maryland bench, UNC bench
Turnovers: UM 8 (Blake 2); UNC 12 (Forte, Curry 4)
Officials: Karl Hess, Duke Edsall, Ray Natili

Jason Capel's career-high 27 points, Julius Peppers' career-high 18 points and Ronald Curry's career-high eight assists led the way as Carolina defeated Maryland, 96-82, in the Smith Center on Feb. 10. With the win, UNC swept the season series with the Terrapins for the first time since 1993-94 and has won four of its last five contests with the Terps.

Peppers made his first career start due to Kris Lang's sore right ankle and responded with the best game and highest scoring total of his career. Capel matched his career high with four three-pointers and hit 10 of 14 field goals.

Joseph Forte (23 points, seven rebounds, six assists) scored at least 20 points for the seventh game in a row. Since scoring seven points against Maryland in his first game against the Terps as a freshman, Forte has scored 26, 26 and 23 points in his last three

games against Maryland.

Carolina shot a season-high 58.3 percent (35 of 60) from the floor, a season-high 70.0 percent (7 of 10) from three-point land and a season-high 95.0 percent (19 of 20) from the free throw line.

Game 24:CLEMSON 75, UNC 65
Sunday, February 18, 2001
Littlejohn Coliseum, Clemson, S.C. (11,200)

North Carolina	FG	3FG	FT	REB	PF	A	BS	ST	TP
Capel	6-14	3-9	1-2	12	4	2	0	0	16
Lang	0-3	0-0	0-0	4	3	1	0	0	0
Haywood	7-10	0-0	2-6	8	2	2	2	0	16
Curry	1-6	1-4	0-0	2	2	4	0	0	3
Forte	6-19	0-4	4-5	1	2	2	0	1	16
Morrison	2-7	2-5	0-1	5	2	4	0	1	6
Owens	2-5	2-4	0-0	1	0	0	0	0	6
Peppers	1-1	0-0	0-1	5	2	0	0	0	2
Team				3					
Totals	25-65	8-26	7-15	41	17	15	2	2	65
	.385	.308	.467						

Clemson	FG	3FG	FT	REB	PF	A	BS	ST	TP
Clifton	0-1	0-1	0-0	1	0	1	0	0	0
Hobbs	3-4	0-0	0-0	8	2	0	0	0	6
Henderson	2-4	0-0	0-0	6	3	0	0	0	4
Stockman	6-13	4-9	0-0	3	2	2	1	2	16
Solomon	9-21	5-12	3-3	4	4	3	0	0	26
McKnight	4-7	0-2	0-1	5	0	0	0	0	8
Braddick	0-0	0-0	0-0	0	0	0	0	0	0
Nagys	2-4	1-2	0-0	6	3	2	0	0	5
Bains	0-1	0-0	0-0	0	0	0	0	0	2
Allenspach	0-3	0-0	1-2	3	2	1	0	0	1
Team				4					
Totals	28-65	11-30	8-10	44	18	13	1	5	75
	.431	.367	.800						

North Carolina	35	30	-	65
Clemson	30	45	-	75

Turnovers: UNC 7 (Curry 3), Clemson 7 (Solomon 3)
Officials: Rick Hartzell, Mike Wood, Mike Kitts

Will Solomon scored 18 of his 26 points in the second half to lead Clemson to a 75-65 win over

Game 25:UNC 95, FLORIDA STATE 67
Thursday, February 22, 2001
Smith Center, Chapel Hill, N.C. (21,652)

Florida State	FG	3FG	FT	REB	PF	A	BS	ST	TP
Joiner	2-10	1-3	0-0	4	3	2	1	1	5
A. Dixon	3-4	2-3	1-2	7	4	1	0	3	9
N. Dixon	2-6	0-0	1-2	6	3	0	0	2	5
Crawford	4-9	4-4	0-0	2	3	2	0	0	12
Arrington	5-13	2-4	0-2	5	1	3	0	2	12
Mathews	3-5	0-0	2-4	0	5	0	0	0	8
Cummings	2-10	0-0	2-2	2	1	2	1	2	6
Wilson	4-7	0-0	0-0	4	3	0	0	0	8
Haywood	1-1	0-0	0-0	0	1	0	0	0	2
Anderson	0-2	0-0	0-0	1	1	0	1	0	0
Lowery	0-0	0-0	0-0	0	0	0	0	1	0
Murray	0-0	0-0	0-2	1	1	0	0	0	0
Totals	26-67	9-14	6-14	32	26	10	3	11	67
	.388	.643	.429						

North Carolina	FG	3FG	FT	REB	PF	A	BS	ST	TP
Capel	2-6	2-4	5-6	7	2	2	0	2	11
Lang	5-10	0-0	3-6	9	1	1	0	2	13
Haywood	4-7	0-0	3-6	5	3	2	5	2	11
Forte	15-24	3-5	3-4	2	0	4	1	0	36
Curry	3-4	0-1	0-0	4	1	3	0	2	6
Peppers	3-4	0-0	2-3	3	0	3	1	1	8
Owens	0-1	0-1	0-0	0	0	0	1	0	0
Boone	1-1	1-1	2-2	1	1	2	0	2	5
Morrison	0-1	0-0	0-0	0	2	0	0	0	0
Berstickler	0-0	0-0	2-2	2	0	0	0	0	2
Brooker	0-0	0-0	1-2	0	0	0	0	1	1
Holmes	0-0	0-0	0-0	1	0	0	0	0	0
Melendez	0-0	0-0	0-0	0	1	0	0	0	0
Johnson	0-0	0-0	0-0	0	0	0	0	0	0
Everett	0-0	0-0	2-2	1	0	0	0	0	2
Team				5					
Totals	33-58	6-12	23-33	40	11	17	8	12	95
	.569	.500	.697						

Florida State	26	41	-	67
North Carolina	36	59	-	95

Turnovers: FSU 17 (Arrington 7); UNC 15 (Haywood 4)
Officials: John Cahill, Bob Donato, Bryan Kersey

Joseph Forte scored 36 points, the second-most in his career, and moved into the ACC scoring lead (21.6 ppg) for the first time in his career as the Tar Heels defeated Florida State, 95-67, in the Smith Center on Feb. 22. The 36 points were two points off his career high (38 vs. Tulsa earlier this season). It was the third 30-point game of this season and Forte's career.

Brendan Haywood blocked five shots on the night and has a career-high 93 blocks this season. He tied Rasheed Wallace (34 games in 1994-95) for the single-season school block record.

With the win, UNC (22-3) equalled its win total from last season (22-14). Carolina shot 56.9 percent from the floor in the game. The 28-point margin of victory was UNC's largest against an ACC foe this season.

The game remained tightly contested until midway through the second half, as Carolina led 47-41 with 14:36 to go in the second half.

FSU shot 38.8 percent from the floor, becoming the 20th straight Tar Heel opponent to shoot under 50 percent from the floor.

The Tar Heels shot 56.9 percent from the floor for the game. Carolina made 57.1 and 56.7 percent from the floor in the first and second halves, respectively. It was the sixth time in the last 10 games Carolina shot 50 percent or better from the field.

Forte scored 22 of his 36 points in the second half. Kris Lang added 13 points and nine rebounds, Jason Capel provided a steady 11 points and seven boards, and Julius Peppers had eight points and three assists.

Game 26:VIRGINIA 86, UNC66
Sunday, February 25, 2001
University Hall, Charlottesville, Va. (8,392)

North Carolina	FG	3FG	FT	REB	PF	A	BS	ST	TP
Capel	3-8	2-3	0-0	9	2	1	0	1	8
Lang	2-7	0-0	0-3	6	0	1	0	0	4
Haywood	9-12	0-0	2-6	7	3	0	5	0	20
Curry	0-2	0-1	0-0	1	4	5	0	1	0
Forte	11-27	4-8	2-2	6	3	5	1	2	28
Boone	0-0	0-0	0-0	0	0	2	0	0	0
Owens	1-4	0-1	0-0	1	1	1	0	0	2
Peppers	2-2	0-0	0-0	5	4	1	0	0	4

Morrison	0-2	0-1	0-0	0	2	0	0	0	0
Team				0					
Totals	28-64	6-14	4-11	35	19	16	6	4	66
	.438	.429	.364						

Virginia	FG	3FG	FT	REB	PF	A	BS	ST	TP
Hall	5-6	1-1	2-3	6	4	1	0	0	13
Williams	4-10	1-3	4-5	9	1	2	2	4	13
Watson	6-12	0-0	2-2	10	3	1	0	0	14
Hand	6-12	3-5	2-3	3	2	6	0	2	17
Mason Jr.	6-14	3-5	3-3	4	3	3	1	1	18
Friel	3-9	3-8	0-0	1	1	1	0	0	9
Mathis	1-3	0-0	0-0	1	0	0	1	0	2
Dondon	0-0	0-0	0-0	0	0	1	0	0	0
Dowling	0-0	0-0	0-0	0	0	0	0	0	0
Hare	0-0	0-0	0-0	0	0	0	0	0	0
Rogers	0-0	0-0	0-0	0	0	0	0	0	0
Team				5					
Totals	31-66	11-22	13-16	39	14	15	4	7	86
	.470	.500	.813						

North Carolina	42	24	-	66
Virginia	56	30	-	86

Turnovers: UNC 15 (Capel, Peppers 4); UVa 12 (Hand 5)
Officials: Larry Rose, Karl Hess, Ted Valentine

Roger Mason Jr. led five Virginia players in double figures with 18 points as the No. 9 ranked Cavaliers toppled the No. 2 Tar Heels, 86-66. Carolina led 12-4, but the Cavaliers took the lead for good at 32-31 on a three-pointer by Adam Hall with 7:31 to play in the first half.

Joseph Forte led all scorers with 28 points. He added six rebounds, five assists, two steals and one blocked shot. Brendan Haywood scored 20 points, grabbed seven rebounds and blocked five shots. It was the second straight year Forte and Haywood both scored 20 or more points in a loss at Virginia.

Both teams shot better than 50 percent in the first half. Carolina actually outshot the Cavaliers, 52.9 percent to 51.4 percent, but Virginia made 9 of 15 from three-point range and 9 of 10 from the free throw line in the opening half.

Donald Hand scored 17 points and had six assists for the Cavaliers. Other Virginia players to reach double figure points included Travis Watson (14), Adam Hall (13) and Chris Williams (13).

Virginia led 29-28 when UNC point guard Ronald Curry picked up his third foul with 8:17 left in the first half. The Cavaliers then went on a 27-14 run to end the half. The 56 points scored by Virginia in the first half were the most against Carolina in any half this season.

The Cavaliers made 11 of 22 three-pointers in the second half, including three apiece by Hand, Mason Jr. and Keith Friel.

Game 27:UNC 76, NC STATE 63
Wednesday, February 28, 2001
Smith Center, Chapel Hill, N.C. (21,750)

NC State	FG	3FG	FT	REB	PF	A	BS	ST	TP
Wilkins	4-8	1-3	0-2	5	1	3	0	1	9
Inge	5-9	0-0	2-4	6	3	0	0	1	12
Kelley	5-12	0-0	0-1	12	3	2	0	0	10
Crawford	2-5	2-4	0-0	0	4	2	0	0	6
Grundy	5-15	0-3	2-2	3	4	3	0	2	12
Thornton	1-5	0-1	1-2	3	4	1	2	1	3
Miller	2-6	2-5	0-0	2	1	1	0	1	6
Guidry	0-1	0-1	0-0	0	1	0	0	0	0
Williams	0-2	0-0	1-2	2	2	0	0	1	1
Sherrill	0-3	0-1	0-0	2	0	0	0	0	0
Melvin	1-1	0-0	2-2	0	1	0	0	0	4
Team				2					
Totals	25-67	5-18	8-15	37	24	11	4	7	63
	.373	.278	.533						

North Carolina	FG	3FG	FT	REB	PF	A	BS	ST	TP
Capel	3-8	0-3	1-2	5	2	4	1	2	7
Lang	3-6	0-0	4-7	7	1	1	1	1	10
Haywood	3-5	0-0	2-4	8	4	0	5	1	8
Forte	11-20	0-0	5-6	6	1	2	0	4	27
Curry	4-5	1-1	5-5	0	4	3	0	1	14
Owens	0-0	0-0	0-0	0	1	0	0	1	0
Boone	0-0	0-0	0-0	0	0	2	0	0	0
Peppers	4-5	0-0	2-4	3	4	1	0	0	10
Morrison	0-0	0-0	0-0	0	0	0	0	0	0
Berstickler	0-0	0-0	0-0	0	1	0	1	0	0
Team				6					
Totals	28-49	1-4	19-28	35	18	13	8	10	76
	.571	.250	.679						

NC State	27	36	-	63
North Carolina	34	42	-	76

Technical Fouls: Capel, Grundy

Turnovers: NCSU 18 (Kelley, Thornton 3); UNC 19 (Curry 5)
Officials: Mike Wood, Tim Higgins, Kerry Sitton

Ronald Curry scored a career-high 14 points and Joseph Forte scored 27 points as Carolina defeated NC State, 76-63, on Feb. 28. The victory was UNC's 13th ACC win of the season and assured the Tar Heels of the No. 1 seed in the 2001 ACC Tournament.

Curry equalled his season high of 11 points in the first half against the Wolfpack.

Forte scored 27 points, the third game in a row and the ninth time this season he has scored 25 or more points in a contest. In the last three games, Forte is 37 of 71 from the field (52.1 percent).

Brendan Haywood blocked five shots to become the first Carolina player ever and the ninth ACC player to block 100 shots in a season.

Carolina held NC State to 37.3 percent shooting from the floor. That is the 22nd game in a row in which UNC has limited its opponents to less than 50 percent shooting from the floor. The Tar Heels held the Wolfpack to under 40 percent shooting in each half of the game, marking the 10th time this year UNC has held an opponent to less than 40 percent shooting in both halves.

Carolina shot 57.1 percent from the floor for the game and 61.5 percent in the second half. It was the sixth time in the last 10 games UNC shot at least 50 percent from the field.

UNC's four three-point attempts were its fewest of the season and fewest since a 97-73 win over Duke on Feb. 5, 1998.

Game 28:DUKE 95, UNC 81
Sunday, March 4, 2001
Smith Center, Chapel Hill, N.C. (21,750)

Duke	FG	3FG	FT	REB	PF	A	BS	ST	TP
Battier	9-15	4-10	3-4	11	2	0	5	4	25
Dunleavy	5-13	1-8	5-6	9	2	2	0	1	16
Sanders	1-1	0-0	0-0	2	5	0	2	0	2
Williams	13-27	7-13	0-3	4	2	9	0	2	33
Duhon	5-11	2-6	3-4	2	1	4	0	2	15
James	2-5	0-1	0-0	7	4	1	0	2	4
Love	0-0	0-0	0-0	1	0	0	0	0	0
Christensen	0-0	0-0	0-0	2	3	0	0	0	0
Team				3					
Totals	35-72	14-38	11-17	41	19	16	7	11	95
	.486	.368	.647						

North Carolina	FG	3FG	FT	REB	PF	A	BS	ST	TP
Brooker	0-0	0-0	0-0						

NORTH CAROLINA TAR HEELS

2000-01 INDIVIDUAL GAME-BY-GAME STATS & HIGHLIGHTS

#00, Brendan Haywood, 2000-01

Opponent	FG	3FG	FT	O-D-R	PF	A	TO	BL	STL	PT
Winthrop*	4-6	0-0	2-3	3-2-5	3	0	0	5	0	10
Tulsa*	7-11	0-0	10-12	2-6-8	3	0	3	8	0	24
at ASU*	3-7	0-0	5-8	2-2-4	3	3	0	2	1	11
at Michigan State*5-8	0-0	0-0	2-3-5	4	1	0	4	1	1	10
Kentucky*	7-10	0-0	4-9	7-4-11	3	1	3	2	1	18
Miami (Fla.)*	8-9	0-0	2-7	5-9-14	1	2	2	10	0	18
vs. Texas A&M*	6-9	0-0	5-6	3-3-6	4	1	5	1	2	17
Buffalo*	6-11	0-0	2-7	2-5-7	2	1	1	1	0	14
at UCLA*	3-5	0-0	0-6	4-9-13	4	0	3	0	0	6
vs. UMass*	4-6	0-0	2-8	1-6-7	3	1	1	4	0	10
vs. Charleston*	1-4	0-0	2-3	3-2-5	3	0	0	0	1	4
at Georgia Tech*	0-6	0-0	0-1	3-4-7	4	3	1	0	1	0
Wake Forest*	9-13	0-0	6-8	5-5-10	2	2	3	3	1	24
at Maryland*	4-9	0-0	0-4	4-4-8	2	1	4	5	0	8
Marquette*	5-8	0-0	7-10	6-3-9	4	3	4	5	0	17
Clemson*	4-7	0-0	3-6	4-1-5	2	2	2	6	1	11
at Florida State*	3-7	0-0	1-6	3-2-5	4	1	1	7	1	7
Virginia*	4-4	0-0	1-3	2-8-10	1	0	2	4	0	9
at NC State*	4-6	0-0	2-4	2-4-6	2	0	4	6	0	10
at Duke*	4-5	0-0	6-8	4-6-10	4	1	1	2	0	14
Georgia Tech*	2-5	0-0	3-7	2-3-5	3	0	2	5	1	7
at Wake Forest*	5-7	0-0	3-7	2-2-4	3	6	4	4	1	13
Maryland*	4-7	0-0	1-2	1-3-4	3	3	2	3	0	9
at Clemson*	7-10	0-0	2-6	4-4-8	2	2	0	2	0	16
Florida State*	4-7	0-0	3-6	2-3-5	3	2	4	5	2	11
at Virginia*	9-12	0-0	2-6	2-5-7	3	0	0	5	0	20
NC State*	3-5	0-0	2-4	2-6-8	4	0	4	5	1	8
Duke*	5-12	0-0	2-3	5-3-8	1	0	1	2	1	12

ACC rankings: 1st in blocks (3.75), tied 2nd in offensive rebounds (3.11), 7th in rebounding (7.3)

- Wooden, Naismith and USBWA finalist for National Player of the Year
- Named second-team All-ACC in 2000-2001
- A leading candidate for National Defensive Player of the Year honors and All-America honors
- Named first-team All-District 3 by the USBWA and All-District 5 by the NABC
- Blocked five or more shots in nine of the last 15 games
- ACC's alltime field goal percentage leader at .643
- Carolina's alltime shot block leader with 289
- The first Carolina player ever to block 100 shots in a season (he has 105 so far this season)
- Only player in ACC history to lead his school in career field goal percentage and blocked shots
- Set Smith Center record with 10 blocked shots against Miami
- Recorded first triple-double in Carolina history with 18 points, 14 rebounds, 10 blocks vs. Miami
- Named the ACC Player of the Week following the Miami game
- Named Rivals.com National Player of the Week after the Jan. 6 Wake Forest win (24 points, 10 rebounds, three blocks)
- Hit two game-winning free throws with 1.2 seconds left at Duke after also hitting two key free throws with 1:17 left at NC State four days earlier
- Had 13 points, a career-high six assists and four blocks in the win at Wake Forest on Feb. 6
- Has scored in double figures 19 times this year
- Scored 20 points at Virginia, the first time he scored 20 points in a game since he had 24 against Wake Forest on Feb. 27

#3, Brian Morrison, 2000-01

Opponent	FG	3FG	FT	O-D-R	PF	A	TO	BL	STL	PT
Winthrop	4-8	3-4	4-4	0-2-2	1	0	1	0	3	14
Tulsa	0-3	0-1	0-0	0-2-2	1	2	0	0	0	0
at ASU	4-9	2-3	3-6	0-2-2	1	2	2	0	2	13
at Michigan State2-7	1-4	3-4	1-4-5	5	4	2	0	0	8	
Kentucky	2-9	1-6	0-0	0-2-2	4	5	3	0	0	5
Miami (Fla.)	0-2	0-1	0-2	0-0-0	1	2	7	0	0	0
vs. Texas A&M	0-0	0-0	0-0	0-1-1	1	1	1	1	0	0
Buffalo	1-1	0-0	0-0	0-0-0	2	2	1	0	0	2
at UCLA	3-4	1-2	0-0	0-0-0	1	1	0	0	0	7
vs. UMass	1-3	1-2	1-2	0-1-1	3	1	0	0	0	4
vs. Charleston	0-1	0-1	0-0	0-1-1	1	0	1	0	0	0
at Georgia Tech	1-3	0-0	0-0	0-1-1	0	1	1	1	0	2
Wake Forest	0-1	0-1	0-0	0-0-0	1	1	0	0	0	0
at Maryland	1-2	0-0	0-0	0-1-1	0	0	0	0	0	2
Marquette	0-0	0-0	0-0	0-0-0	1	1	2	0	0	0
Clemson	2-3	2-3	3-4	0-2-2	1	0	1	0	2	9
at Florida State	DNP (sprained right ankle)									
Virginia	1-3	0-0	0-0	0-0-0	2	1	1	0	0	2
at NC State	0-1	0-1	0-0	0-0-0	0	0	0	0	0	0
at Duke	0-0	0-0	0-0	0-0-0	1	0	0	0	0	0
Georgia Tech	0-0	0-0	0-0	0-0-0	1	0	0	0	0	0
at Wake Forest	1-1	1-1	0-0	0-1-1	0	0	0	0	0	3
Maryland	0-0	0-0	0-0	0-0-0	1	1	1	0	1	0
at Clemson	2-7	2-5	0-1	0-5-5	2	4	2	0	1	6
Florida State	0-1	0-0	0-0	0-0-0	2	0	0	0	0	0
at Virginia	0-2	0-1	0-0	0-0-0	0	0	1	0	0	0
NC State	0-0	0-0	0-0	0-0-0	0	0	0	0	0	0
Duke	2-2	1-1	3-4	1-0-1	1	0	0	0	0	8

- Missed his first collegiate game when he did not travel with the team to Florida State due to a sprained right ankle
- Suffered the injury in practice on January 18
- Has scored in double figures twice, including 14 points against Winthrop and 13 at Appalachian State
- Scored seven straight points against UCLA
- Scored nine points and played exceptional defense against Will Solomon in the second half in Carolina's 92-65 win over Clemson
- Hit a big three-pointer to put UNC up, 57-56, in the second half at Wake Forest
- Played 24 minutes at Clemson and hit two three-pointers
- Scored eight points in nine minutes versus Duke on March 4

#11, Michael Brooker, 2000-01

Opponent	FG	3FG	FT	O-D-R	PF	A	TO	BL	STL	PT
Winthrop	0-2	0-2	4-4	0-2-2	3	2	1	0	0	4
Tulsa*	1-5	1-4	0-0	1-1-2	4	1	2	0	3	3
at ASU	1-2	1-2	0-0	1-0-1	1	2	3	0	0	3
at Michigan State0-2	0-2	0-2	0-2	2-0-2	1	2	0	0	2	0
Kentucky	2-4	1-3	0-0	1-0-1	2	0	2	0	0	5
Miami (Fla.)	0-0	0-0	0-0	0-0-0	0	0	2	0	0	0
vs. Texas A&M	0-0	0-0	0-0	0-0-0	0	0	0	0	0	0
Buffalo	1-1	0-0	0-0	0-0-0	1	0	0	0	0	2
at UCLA	DNP									
vs. UMass	0-0	0-0	0-0	1-0-1	1	0	0	0	1	0
vs. Charleston	DNP									
at Georgia Tech	DNP									
Wake Forest	DNP									
at Maryland	DNP									
Marquette	1-1	1-1	0-0	0-0-0	0	1	1	0	1	3
Clemson	0-1	0-1	0-0	0-0-0	0	2	1	0	0	0
at Florida State	0-0	0-0	0-0	0-0-0	1	0	0	0	0	0
Virginia	DNP									
at NC State	DNP									
at Duke	DNP									

Georgia Tech				DNP						
at Wake Forest				DNP						
Maryland				DNP						
at Clemson				DNP						
Florida State	0-0	0-0	1-2	0-0-0	0	0	2	0	1	1
at Virginia				DNP						
NC State				DNP						
Duke*	0-0	0-0	0-0	0-0-0	0	0	0	0	0	0

- Has played in 14 games this year, starting two
- Scored a season-high five points against Kentucky

#14 Jonathan Holmes, 2000-01

Opponent	FG	3FG	FT	O-D-R	PF	A	TO	BL	STL	PT
Winthrop	0-0	0-0	0-0	0-0-0	1	1	0	0	0	0
Tulsa	1-2	1-2	6-7	0-4-4	1	5	2	0	0	9
at ASU	1-1	1-1	0-0	0-0-0	3	2	0	0	0	3
at Michigan State				DNP						
Kentucky				DNP						
Miami (Fla.)	0-0	0-0	2-2	0-0-0	0	0	0	0	1	2
vs. Texas A&M	0-0	0-0	2-2	1-0-1	0	0	0	0	0	2
Buffalo	0-2	0-1	0-0	0-0-0	1	0	0	0	0	0
at UCLA				DNP						
vs. UMass	0-0	0-0	2-2	1-1-2	1	1	1	0	0	2
vs. Charleston				DNP						
at Georgia Tech	0-0	0-0	0-0	0-2-2	0	0	1	0	0	0
Wake Forest				DNP						
at Maryland				DNP						
Marquette	2-3	1-2	0-0	0-1-1	1	1	0	0	0	5
Clemson	0-0	0-0	0-0	0-0-0	1	0	0	0	0	0
at Florida State				DNP						
Virginia				DNP						
at NC State				DNP						
at Duke				DNP						
Georgia Tech				DNP						
at Wake Forest				DNP						
Maryland				DNP						
at Clemson				DNP						
Florida State	0-0	0-0	0-0	0-1-1	0	0	0	0	0	0
at Virginia				DNP						
NC State				DNP						
Duke				DNP						

- Has played in 11 games this year
- Is 12 for 13 from the free throw line and is shooting 50 percent from the floor and from three-point range
- Scored a career-high nine points and added five assists against Tulsa
- Had five points against Marquette

#22, Ronald Curry, 2000-01

Opponent	FG	3FG	FT	O-D-R	PF	A	TO	BL	STL	PT
Miami (Fla.)	1-3	1-1	0-0	0-3-3	0	3	2	0	1	3
vs. Texas A&M	0-1	0-1	2-2	0-1-1	3	3	1	0	1	2
Buffalo*	3-3	2-2	1-2	0-3-3	4	4	2	0	2	9
at UCLA*	2-3	0-1	1-2	0-3-3	4	3	8	0	5	5
vs. UMass*	4-6	2-4	0-2	1-3-4	3	4	5	0	2	10
vs. Charleston*	1-3	0-1	0-0	1-3-4	2	1	1	0	1	2
at Georgia Tech*	1-1	0-0	4-6	0-4-4	3	4	2	0	0	6
Wake Forest*	1-6	1-4	0-1	0-5-5	2	7	2	0	1	3
at Maryland*	4-12	3-7	0-0	1-5-6	1	7	4	0	1	11
Marquette*	1-4	0-2	0-0	0-2-2	2	2	2	0	1	2
Clemson*	3-6	2-3	1-2	0-1-1	0	4	1	0	2	9
at Florida State*	1-2	1-1	2-4	0-5-5	0	4	2	0	2	5
Virginia*	2-6	0-1	0-5	1-4-5	3	4	3	0	0	4
at NC State*	1-2	0-0	1-3	0-2-2	2	5	4	0	2	3
at Duke*	4-8	0-2	0-0	0-1-1	4	4	3	0	1	8
Georgia Tech*	0-1	0-1	0-0	0-1-1	5	1	1	0	0	0
at Wake Forest*	2-3	2-3	0-0	1-4-5	0	5	3	0	1	6
Maryland*	1-3	0-1	2-2	0-3-3	2	8	4	0	1	4
at Clemson*	1-6	1-4	0-0	0-2-2	2	4	3	0	0	3
Florida State*	3-4	0-1	0-0	0-4-4	1	3	3	0	2	6

at Virginia*	0-2	0-1	0-0	0-1-1	4	5	1	0	1	0
NC State*	4-5	1-1	5-5	0-0-0	4	3	5	0	1	14
Duke*	3-11	1-6	0-0	0-5-5	1	5	7	0	2	7

ACC rankings: 8th in assists (4.04)

- Has started the last 21 games, 18 of which have been UNC wins
- Has 22 career starts (including one against Georgia Tech in 1998-99), UNC is 19-3 in those games
- Has more assists than turnovers in 15 of the 23 games in which he has played in this year
- Has scored in double figures three times this year and four times in his career
- Scored 11 points in the 86-83 win at Maryland (also had a then career-high tying seven assists and hit a career-high three three-pointers in that win)
- Matched his then career high with seven assists and hit a go-ahead three-pointer in the win over Wake Forest on 1/6/01
- Began practicing with the basketball team on November 20th, two days after the last football game
- Had eight points (all in the second half), four assists and three turnovers at Duke, scoring six points in a 46-second span
- Dished out a career-high eight assists vs. Maryland on Feb. 10
- Had five assists and only one turnover at Virginia
- Scored a career-high 14 points on Feb. 28 vs. NC State

#24, Max Owens, 2000-01

Opponent	FG	3FG	FT	O-D-R	PF	A	TO	BL	STL	PT
Winthrop				DNP (sprained left ankle)						
Tulsa				DNP (sprained left ankle)						
at ASU				DNP (sprained left ankle)						
at Michigan State	0-0	0-0	0-0	0-0-0	0	0	0	0	0	0
Kentucky	0-0	0-0	0-0	0-1-1	0	0	0	0	0	0
Miami (Fla.)	1-7	1-5	2-3	0-3-3	2	5	2	0	0	5
vs. Texas A&M	3-7	2-4	1-2	0-0-0	2	2	2	0	1	9
Buffalo	1-5	1-3	0-0	1-1-2	2	1	2	0	0	3
at UCLA	0-4	0-0	1-2	1-0-1	2	0	2	0	0	1
vs. UMass	3-6	1-2	4-4	1-2-3	0	2	0	0	1	11
vs. Charleston	5-12	0-4	1-1	2-1-3	0	1	1	0	1	11
at Georgia Tech	6-10	1-4	4-4	3-1-4	1	2	3	0	2	17
Wake Forest	3-7	1-2	0-0	0-1-1	0	0	1	0	0	7
at Maryland	2-3	0-0	1-2	1-0-1	1	1	1	0	0	5
Marquette	2-6	0-3	3-3	3-1-4	0	0	1	0	0	7
Clemson	3-7	2-5	0-2	1-0-1	0	1	1	0	2	8
at Florida State	2-4	1-3	4-4	0-0-0	0	2	0	1	0	9
Virginia	3-6	1-2	3-3	0-1-1	1	2	1	0	0	10
at NC State	2-5	0-1	0-0	0-1-1	1	0	0	0	0	4
at Duke	2-4	1-2	2-2	0-1-1	0	0	1	0	0	7
Georgia Tech	1-3	0-2	0-0	0-2-2	2	1	4	0	0	2
at Wake Forest	1-3	0-2	0-0	0-0-0	1	1	0	0	0	2
Maryland	3-3	3-3	0-0	0-0-0	1	1	0	0	0	9
at Clemson	2-5	2-4	0-0	0-1-1	0	0	0	0	0	6
Florida State	0-1	0-1	0-0	0-0-0	0	0	0	1	0	0
at Virginia	1-4	0-1	0-0	0-1-1	1	1	1	0	0	2
NC State	0-0	0-0	0-0	0-0-0	1	0	2	0	1	0
Duke*	3-4	1-2	1-1	0-2-2	2	1	2	1	2	8

- Missed the first three games this year after spraining his left ankle in practice just days before the start of the regular season
- Scored a season-high 17 points, four rebounds, two assists and two steals in the win at Georgia Tech
- Played the final 8:02 against Charleston and scored seven points in the last 5:03
- Hit a big second-half three-pointer against Virginia on Jan. 24 after UVa had cut the Tar Heel lead to 70-67 with 6:59 left
- Scored seven points, including two free throws with 1:28 left in the win at Duke

- Hit 3 of 3 three-point FG attempts vs. Maryland on Feb. 10
- Scored eight points on senior day vs. Duke on March 4

#25, Jason Capel, 2000-01

Opponent	FG	3FG	FT	O-D-R	PF	A	TO	BL	STL	PT
Winthrop*	4-10	2-6	2-4	2-1-3	2	3	2	0	2	12
Tulsa*	1-6	1-3	1-2	1-6-7	2	2	3	0	2	4
at ASU*	3-9	2-4	2-2	2-4-6	1	6	0	1	4	10
at Michigan State*3-6	2-3	1-2	2-1-3	5	5	3	0	0	0	9
Kentucky*	4-6	2-4	2-2	3-3-6	5	2	2	0	0	12
Miami (Fla.)*	1-3	0-2	0-0	0-2-2	1	0	0	0	0	2
vs. Texas A&M*	3-7	1-3	4-4	2-5-7	3	7	4	3	4	11
Buffalo*	6-11	1-4	3-4	6-5-11	1	10	1	0	2	16
at UCLA*	1-4	1-4	9-9	2-8-10	2	3	5	0	2	12
vs. UMass*	4-7	1-3	2-3	4-3-7	2	3	2	0	3	11
vs. Charleston*	3-8	1-3	1-2	3-5-8	2	3	3	0	1	8
at Georgia Tech*	3-5	1-3	7-7	1-4-5	4	2	1	1	0	14
Wake Forest*	3-8	1-3	0-0	1-6-7	4	1	1	0	0	7
at Maryland*	4-9	3-4	2-2	1-9-10	2	3	0	0	1	13
Marquette*	2-5	2-4	4-4	2-4-6	1	0	1	0	0	10
Clemson*	4-8	2-5	1-2	2-7-9	3	5	1	0	1	11
at Florida State*	3-7	2-4	4-4	3-3-6	0	0	1	0	0	10
Virginia*	4-7	1-4	5-6	3-4-7	2	2	1	0	1	14
at NC State*	1-6	0-2	0-1	0-4-4	4	1	2	0	1	2
at Duke*	8-14	1-6	3-4	0-6-6	2	5	3	0	0	20
Georgia Tech*	3-6	3-4	2-2	2-9-11	1	5	1	0	0	11
at Wake Forest*	3-8	2-4	5-7	1-9-10	3	5	4	1	1	13
Maryland*	10-14	4-5	3-3	0-8-8	1	2	0	0	0	27
at Clemson*	6-14	3-9	1-2	6-6-12	4	2	1	0	0	16
Florida State*	2-6	2-4	5-6	2-5-7	2	2	0	0	2	11
at Virginia*	3-8	2-3	0-0	2-7-9	2	1	4	0	1	8
NC State*	3-8	0-3	1-2	0-5-5	2	4	2	1	2	7
Duke	4-10	2-5	1-2	3-8-11	2	3	1	1	2	11

ACC rankings: 8th in rebounds (7.2), 13th in assists (3.11)

- Named third-team All-ACC in 2000-2001
- Is 18 for 37 from three-point range in the last eight games
- Has the Tar Heels in rebounding 13 times this season
- Registered the second triple-double in Carolina history when he had 16 points, 11 rebounds and 10 assists vs. Buffalo
- Was named the ACC Player of the Week following the Buffalo game
- Second on the team with 45 three-pointers and 32 steals and third with 87 assists
- Eighth alltime at Carolina in free throw percentage at .829
- Scored in double figures 19 times this year
- Has five or more assists in eight games
- Has connected on at least one three-point basket in 25 games (all but Miami and the two NC State games)
- Scored a season-high 20 points and had six rebounds and five assists in win at Duke, making three big FTs with under 0:30 to play in the game
- Had 11 points, 11 rebounds and five assists in Feb. 3 win over Georgia Tech
- Had his second straight double-double with 13 points, 10 rebounds and five assists in the win at Wake Forest on Feb. 6
- Scored a career-high 27 points and matched his career high with four three-pointers on Feb. 10 against Maryland
- Posted his third double-double in four games with 16 points and a season-high 12 rebounds at Clemson
- Tallied 11 points and 11 rebounds vs. Duke on March 4

#31, Adam Boone, 2000-01

Opponent	FG	3FG	FT	O-D-R	PF	A	TO	BL	STL	PT
Winthrop*	0-4	0-3	0-0	0-1-1	2	3	2	0	0	0
Tulsa*	0-1	0-0	0-0	0-1-1	1	3	1	0	0	0
at ASU*	3-4	3-3	0-0	0-0-0	1	4	4	0	1	9
at Michigan State*0-3	0-2	0-2	2-2	1-0-1	0	1	1	0	2	2
Kentucky*	0-3	0-2	0-0	0-1-1	1	3	3	0	1	0
Miami (Fla.)*	1-3	0-1	0-0	0-3-3	0	0	3	0	2	2
vs. Texas A&M*	1-3	1-2	0-0	0-1-1	3	2	1	0	3	3
Buffalo	1-1	0-0	0-0	0-1-1	0	1	0	0	1	2
at UCLA	0-0	0-0	0-0	0-1-1	2	3	0	0	0	0
vs. UMass	0-1	0-1	0-0	0-2-2	1	2	1	1	1	0
vs. Charleston	0-1	0-0	0-0	0-0-0	1	0	0	0	1	0
at Georgia Tech	0-2	0-2	0-0	0-0-0	1	0	1	0	0	0
Wake Forest	0-1	0-0	0-0	0-0-0	1	1	0	0	0	0
at Maryland	1-2	1-1	0-0	0-0-0	1	1	1	0	0	3
Marquette	1-1	1-1	0-0	0-1-1	0	0	1	0	0	3
Clemson	1-2	1-2	0-0	0-1-1	1	4	0	0	0	3
at Florida State	0-3	0-3	0-0	0-0-0	0	2	1	0	1	0
Virginia	0-1	0-0	0-0	0-1-1	3	0	0	0	0	0
at NC State	1-1	0-0	0-0	0-2-2	0	0	1	0	0	2
at Duke	0-2	0-1	0-0	0-3-3	3	3	2	0	0	0
Georgia Tech	2-6	1-3	5-8	0-5-5	1	2	3	0	0	10
at Wake Forest	0-1	0-1	0-0	0-1-1	1	1	2	0	0	0
Maryland	1-2	0-1	0-0	0-1-1	1	1	1	0	0	2
at Clemson				DNP (left ankle sprain)						
Florida State	1-1	1-1	2-2	0-1-1	1	2	1	0	2	5
at Virginia	0-0	0-0	0-0	0-0-0	0	2	2	0	0	0
NC State	0-0	0-0	0-0	0-0-0	0	2	0	0	0	0
Duke	0-0	0-0	0-0	0-0-0	1	0	0	0	0	0

- Became the 16th Tar Heel to start in his first game as a freshmen since first-year players became eligible to play in 1972-73. Joseph Forte (1999), Kris Lang (1998), Jason Capel (1998) and Brendan Haywood (1997) also started in their first games as a Tar Heel. Other UNC players to do this include Phil Ford, Mike O'Koren, James Worthy, Michael Jordan, Kenny Smith, J.R. Reid, Pete Chilcutt, Rick Fox, Vince Carter, Antawn Jamison and Ed Cota.
- Has a season-high four assists on two occasions (Appalachian State and Clemson)
- Strong second-half at UCLA was a key factor in Carolina's road win; had three assists and no turnovers and played good defense against the Bruins
- Hit a key three-pointer at Maryland
- Has 43 assists and 32 turnovers this year
- Did not score but played very poised for 15 minutes at Duke after Ronald Curry got in early foul trouble, tallying three assists and two turnovers
- Scored a season-high 10 points and had a season-high five rebounds in 28 minutes against Georgia Tech on Feb. 3 (most minutes he has played this season)
- Did not play in the loss at Clemson due to a sprained left ankle

#32, Orlando Melendez, 2000-01

Opponent	FG	3FG	FT	O-D-R	PF	A	TO	BL	STL	PT
Winthrop				DNP						
Tulsa				DNP						
at ASU	0-0	0-0	1-1	0-1-1	0	0	1	1	1	1
at Michigan State				DNP						
Kentucky				DNP						
Miami (Fla.)	0-0	0-0	0-0	0-2-2	0	0	1	0	0	0
vs. Texas A&M				DNP						
Buffalo	0-0	0-0	0-0	0-1-1	0	1	0	0	0	0
at UCLA				DNP						
vs. UMass	2-2	1-1	0-0	0-0-0	0	1	1	0	1	5
vs. Charleston				DNP						
at Georgia Tech				DNP						
Wake Forest				DNP						

at Maryland				DNP						
Marquette	0-0	0-0	0-0	0-0-0	0	0	1	0	0	0
Clemson	1-2	0-1	0-0	0-0-0	0	0	0	0	0	2
at Florida State				DNP						
Virginia				DNP						
at NC State				DNP						
at Duke				DNP						
Georgia Tech				DNP						
at Wake Forest				DNP						
Maryland				DNP						
at Clemson				DNP (flu)						
Florida State	0-0	0-0	0-0	0-0-0	1	0	0	0	0	0
at Virginia				DNP						
NC State				DNP						
Duke				DNP(strep throat)						

- Fourth-year junior (red-shirted in 1997-98 due to a foot injury)
- Scored a season-high five points in the win over Massachusetts

#40, Joseph Forte, 2000-01

Opponent	FG	3FG	FT	O-D-R	PF	A	TO	BL	STL	PT
Winthrop*	2-11	0-2	6-8	0-2-2	2	4	2	0	1	10
Tulsa*	10-18	6-8	12-13	3-7-10	2	6	3	0	1	38
at ASU*	9-13	2-3	0-0	1-4-5	2	1	4	0	2	20
at Michigan State*5-16	1-7	0-1	0-4-4	2	3	5	0	1	1	11
Kentucky*	8-22	3-7	0-0	2-5-7	2	4	1	0	3	19
Miami (Fla.)*	3-8	2-3	0-0	0-6-6	1	7	3	0	3	8
vs. Texas A&M* 10-18	0-2	3-4	2-4-6	2	3	3	0	2	2	23
Buffalo*	9-15	0-3	5-5	3-4-7	2	5	2	1	3	23
at UCLA*	10-20	1-5	8-10	0-3-3	2	3	1	1	2	29
vs. UMass*	6-13	1-5	3-4	1-2-3	0	2	0	1	4	16
vs. Charleston* 12-21	2-4	3-4	3-3-6	2	2	5	1	2	2	29
at Georgia Tech*7-14	2-5	4-7	2-2-4	4	3	2	2	3	2	20
Wake Forest*	4-13	1-6	6-6	0-4-4	1	3	2	2	2	15
at Maryland*	8-15	3-4	7-8	1-5-6	2	3	1	1	4	26
Marquette*	4-12	0-4	2-2	3-0-3	1	2	2	0	0	10
Clemson*	4-12	3-6	3-4	0-4-4	3	4	1	0	0	14
at Florida State*10-15	4-7	4-4	2-6-8	2	2	2	0	1	2	28
Virginia*	13-23	1-4	6-7	2-3-5	2	4	3	0	1	33
at NC State*	8-19	1-2	4-5	1-7-8	1	5	2	0	3	21
at Duke*	10-18	2-3	2-4	1-15-16	2	6	2	0	3	24
Georgia Tech*	7-16	2-4	7-7	0-9-9	2	2	2	0	1	23
at Wake Forest*	7-17	4-9	6-6	0-6-6	1	3	4	0	5	24
Maryland*	7-15	0-0	9-9	1-6-7	0	6	4	0	2	23
at Clemson*	6-19	0-4	4-5	1-0-1	2	2	0	0	1	16
Florida State*	15-24	3-5	3-4	2-0-2	0	4	3	1	0	36
at Virginia*	11-27	4-8	2-2	1-5-6	3	5	1	1	2	28
NC State*	11-20	0-0	5-6	2-4-6	1	2	1	0	4	27
Duke	7-21	2-4	5-6	2-2-4	3	4	3	0	1	21

- **ACC rankings:** 1st in scoring (22.0), 3rd in free throw percentage (.844), 4th in steals (2.04), 9th in assists (3.57), 10th in field goal percentage (.469), 20th in rebounding (5.6), 1st in rebounding for guards (5.6)
- Unanimous first-team All-ACC choice in 2000-2001
- A leading candidate for National and ACC Player of the Year honors
- Finalist for the Naismith, Wooden and USBWA National Player of the Year awards
- Named a first-team All-America by Sports Illustrated and ESPN.com
- Named first-team All-District 3 by the USBWA and All-District 5 by the NABC
- Leads Carolina in scoring, assists, free throw percentage and steals this season
- Has scored in double figures in 27 of the 28 games, including 22 in a row
- Scored 20-plus points in 19 games (scored 20-plus nine times in

36 games as a freshman)

- Has scored 20 or more points in 17 of the last 22 games
- Has led Carolina in scoring 22 times in the first 28 games
- Has shot 50 percent or better from the field in 13 of the 28 games
- Scored a career-high 38 points against Tulsa and was named MVP of the NABC Classic
- Named MVP of the Tournament of Champions in Charlotte after wins over UMass and College of Charleston (had 29 points in championship game vs. Charleston)
- Scored 29 points (14 in first half, 15 in second half) in the win at UCLA
- Scored eight straight points at the start of the second half at Georgia Tech to bring Carolina from 10 points down to two behind
- Scored 20 of his 26 points in the second half in the win at Maryland
- Scored 28 points in the win at Florida State; scored 14 straight UNC points, including 12 in a row after the Seminoles pulled to within 60-57 late in the game
- Scored 33 points and had four assists against Virginia, hitting 13 of a career-high 23 field goal attempts
- Made a season-high six three-point baskets against Tulsa (matching his career-high)
- Had a career-high seven assists vs. Miami, the only game in which he has not scored in double figures
- Scored 38 points against Tulsa to break the Smith Center record for most points in a game. The previous record was 37 by Lionel Simmons of LaSalle against the Tar Heels on January 9, 1988. The previous record for a Tar Heel in the Smith Center was 36 by Antawn Jamison. Jamison scored 36 against Pittsburgh on November 29, 1996, and against Maryland on February 14, 1998.
- Made 12 of 13 free throws vs. Tulsa. The 12 free throws equalled the single-game record for the Smith Center
- Scored 24 points and had a career-high 16 rebounds (15 defensive), six assists and three steals at Duke, leading Carolina in all four categories for the second game in a row (also did so at NC State)
- The 16 rebounds at Duke were the most ever by a UNC guard in a game
- Had a double-double in the first half alone at Duke (13 points and 11 rebounds, eclipsing his then career high in rebounds)
- Finished with 24 points and six rebounds vs. Georgia Tech on Feb. 3
- Named National Player of the Week on Feb. 5 after his performances against Duke and Georgia Tech
- Had 23 points, six rebounds and six assists against Maryland on Feb. 10. Has 75 points (25.0 per game) in his last three games versus Maryland
- Scored 36 points (two off his career high), making 15 shots of a career-high 24 attempts, to lead the home win over Florida State
- Had 27 points, six rebounds and four steals on Feb. 28 vs. NC State

#42, Kris Lang, 2000-01

Opponent	FG	3FG	FT	O-D-R	PF	A	TO	BL	STL	PT
Winthrop*	7-13	0-0	0-0	5-3-8	3	0	2	3	0	14
Tulsa	5-8	0-0	2-3	1-5-6	4	0	2	2	0	12
at ASU*	7-12	0-0	2-3	2-4-6	0	0	1	0	1	16
at Michigan State*11-16	0-0	0-0	0-4	0-3-3	3	2	1	0	4	22
Kentucky*	7-12	0-0	1-5	3-2-5	3	1	2	0	0	15
Miami (Fla.)*	7-11	0-0	3-4	5-5-10	4	0	5	1	0	17
vs. Texas A&M*	6-8	0-0	0-0	1-4-5	4	1	1	1	0	12
Buffalo*	11-17	0-0	0-1	4-2-6	0	1	0	2	2	22
at UCLA*	3-7	0-0	1-2	2-2-2	4	0	1	1	0	7
vs. UMass*	5-9	0-0	2-2	1-3-4	3	1	1	1	0	12
vs. Charleston*	5-12	0-0	0-1	4-4-8	2	1	1	2	0	10
at Georgia Tech*7-14	0-0	0-0	4-6	2-10-12	2	0	0	2	0	18
Wake Forest*	3-9	0-0	3-5	3-5-8	3	0	4	0	1	9
at Maryland*	5-11	0-0	2-4	3-5-8	5	4	3	2	1	12
Marquette*	3-8	0-0	6-7	3-3-6	1	1	2	0	3	12
Clemson*	5-5	0-0	3-6	2-4-6	4	0	1	2	0	13
at Florida State*	5-10	0-0	1-2	1-3-4	3	2	2	0	0	11
Virginia*	5-7	0-0	2-4	1-5-6	2	0	1	0	0	12
at NC State*	4-7	0-0	0-3	3-5-8	3	0	2	0	0	8
at Duke*	4-9	0-0	0-0	1-3-4	2	0	2	0	0	8
Georgia Tech*	5-8	0-0	5-8	2-5-7	1	1	2	1	0	15
at Wake Forest*	6-9	0-0	1-1	2-1-3	2	0	3	0	1	13
Maryland	2-5	0-0	0-0	0-3-3	0	1	0	0	0	4
at Clemson*	0-3	0-0	0-0	1-3-4	3	1	0	0	0	0
Florida State*	4-10	0-0	3-6	4-5-9	1	1	1	0	2	12
at Virginia*	2-7	0-0	0-3	2-4-6	0	1	1	0	0	4
NC State*	3-6	0-0	4-7	1-6-7	1	1	2	1	1	10
Duke	3-6	0-0	1-2	1-4-5	1	3	1	0	0	7

- **ACC rankings:** 3rd in field goal percentage (.544), 14th in offensive rebounding (2.14), tied 13th in rebounding (6.1), 14th in blocked shots (0.75)
- Third on the team in scoring (11.7) and second in field goal percentage (.544)
- Set his career scoring high with 22 points at Michigan State and matched that against Buffalo
- Hit 50 percent or more of his field goal attempts in 18 of the 28 games
- Has scored in double figures in 20 games
- Has started every game this season except the Feb. 10 Maryland game (limited to 15 minutes with a sore right ankle) and senior day on March 4 vs. Duke
- Registered his fourth and fifth career double-doubles against Miami (17 and 10) and at Georgia Tech (18 and 12)
- Set a career high with four assists at Maryland and four steals at Michigan State
- Has shot better than 50 percent from the field in each of his three seasons as a Tar Heel
- Did not score at Clemson, the first time in his college career he has been held scoreless

#44, Will Johnson, 2000-01

Opponent	FG	3FG	FT	O-D-R	PF	A	TO	BL	STL	PT
Winthrop	0-0	0-0	2-2	0-0-0	0	0	0	0	0	2
Tulsa	0-0	0-0	1-2	0-2-2	0	0	0	0	0	1
at ASU	3-3	0-0	0-1	2-3-5	2	1	1	0	0	6
at Michigan State	0-0	0-0	0-0	0-0-0	0	0	0	0	0	0
Kentucky	0-0	0-0	0-0	0-0-0	0	0	0	0	0	0
Miami (Fla.)	2-4	1-2	5-7	2-3-5	2	0	0	0	0	10
vs. Texas A&M	1-3	0-1	1-2	1-3-4	1	1	0	0	1	3
Buffalo	0-0	0-0	0-0	0-0-0	0	1	0	0	0	0
at UCLA	2-3	1-1	0-0	0-3-3	0	1	1	0	0	5
vs. UMass	0-2	0-2	2-2	1-0-1	0	2	0	0	1	2
vs. Charleston	0-1	0-1	0-0	0-2-2	0	1	0	0	0	1
at Georgia Tech	0-0	0-0	0-0	0-1-1	1	1	0	0	0	0
Wake Forest	0-0	0-0	0-0	0-1-1	1	1	0	0	0	0

at Maryland	0-0	0-0	0-0	0-0-0	0	0	0	0	0	0
Marquette	0-0	0-0	0-0	0-2-2	2	1	1	0	0	0
Clemson	1-3	0-0	0-0	0-1-1	0	1	1	0	0	2
at Florida State	0-0	0-0	0-0	0-0-0	0	0	0	0	0	0
Virginia				DNP						
at NC State	0-0	0-0	0-0	0-0-0	0	0	0	0	0	0
at Duke				DNP						
Georgia Tech				DNP						
at Wake Forest				DNP						
Maryland				DNP						
at Clemson				DNP						
Florida State	0-0	0-0	0-0	0-0-0	0	0	0	0	0	0
at Virginia				DNP						
NC State				DNP						
Duke				DNP						

- One of the best outside shooters on the squad
- Attending Carolina on a prestigious Morehead Scholarship
- Scored a career-high 10 points against Miami
- Grabbed a career-high five boards against Appalachian State and Miami
- Scored five points in the first half at UCLA

#45, Julius Peppers, 2000-01

Opponent	FG	3FG	FT	O-D-R	PF	A	TO	BL	STL	PT
at UCLA	2-3	0-0	2-2	1-3-4	3	0	1	0	0	6
vs. UMass	1-3	0-0	2-5	1-2-3	2	0	0	1	0	4
vs. Charleston	0-1	0-0	0-0	1-1-2	0	0	2	0	0	0
at Georgia Tech	2-5	0-0	3-7	4-2-6	1	0	1	0	1	7
Wake Forest	2-5	0-0	1-5	3-3-6	3	1	1	0	0	5
at Maryland	2-2	0-0	2-2	0-3-3	2	2	1	0	1	6
Marquette	2-3	0-0	9-10	0-9-9	2	1	0	0	1	13
Clemson	2-4	0-0	0-0	3-4-7	1	0	1	0	1	4
at Florida State	2-5	0-0	4-5	2-2-4	2	2	1	0	0	8
Virginia	1-1	0-0	2-2	0-2-2	2	2	1	0	2	4
at NC State	3-5	0-0	2-4	1-2-3	4	2	0	0	1	8
at Duke	2-6	0-0	0-0	2-1-3	3	0	2	0	0	4
Georgia Tech	5-8	0-0	4-6	3-1-4	4	2	2	0	0	14
at Wake Forest	3-3	0-0	0-0	3-2-5	5	0	0	1	1	6
Maryland*	7-10	0-0	4-4	1-2-3	3	1	0	0	1	18
at Clemson	1-1	0-0	0-1	2-3-5	2	0	1	0	0	2
Florida State	3-4	0-0	2-3	1-2-3	0	3	1	1	1	8
at Virginia	2-2	0-0	0-0	3-2-5	4	1	4	0	0	4
NC State	4-5	0-0	2-4	2-1-3	4	1	2	0	0	10
Duke	1-2	0-0	5-7	0-2-2	1	0	0	1	0	7

- Sporting News' Top Two-Sport Athlete (as voted by NCAA Division I coaches)
- Joined the basketball team after the conclusion of the football season and the completion of fall semester exams
- Made his season debut at UCLA after just three days of practice and had six points and four rebounds in the win
- Scored 13 points and grabbed nine rebounds against Marquette
- Dunk against Wake Forest (1/6) was CNN/SI's Play of the Day
- Has converted 31 of his last 40 free throw attempts in the last 13 contests
- Matched his then career scoring high with 14 points in the Feb. 3 win over Georgia Tech (also had 14 at home against the Yellow Jackets as a freshman)
- Had six points, five rebounds and an impressive lefthanded dunk in the win at Wake Forest on Feb. 6
- Made his first career start on Feb. 10 versus Maryland and responded with a career-high 18 points on 7 of 10 shooting
- Had eight points, five rebounds and three assists in the win over Clemson
- Scored 10 points in 18 minutes on Feb. 28 vs. NC State

- **FOOTBALL HIGHLIGHTS:** Earned All-America and first-team All-ACC honors at defensive end for the 2000 Tar Heels
- Led the nation in quarterback sacks with 15 and was third in the country in tackles for losses per game
- Was named first-team All-America by CNN/SI and was a second-team All-America selection by the Walter Camp Foundation, Associated Press and Football News
- Scored touchdowns last fall against Wake Forest (fumble return) and Duke (interception return)

#50, Brian Bersticker, 2000-01

Opponent	FG	3FG	FT	O-D-R	PF	A	TO	BL	STL	PT
Winthrop	0-0	0-0	0-0	0-1-1	0	0	0	0	0	0
Tulsa	0-1	0-1	0-0	1-1-2	1	0	0	1	0	0
at ASU	3-5	0-0	1-2	0-1-1	0	0	0	0	0	7
at Michigan State	0-3	0-2	2-4	2-0-2	2	1	1	0	0	2
Kentucky	1-2	0-0	0-0	1-1-2	2	1	1	2	0	2
Miami (Fla.)	0-0	0-0	0-0	0-2-2	0	0	0	0	0	0
vs. Texas A&M	0-1	0-0	0-0	0-1-1	2	0	1	0	0	0
Buffalo	1-2	0-0	0-0	0-1-1	0	0	1	0	0	2
at UCLA	1-1	0-0	0-0	0-0-0	0	0	0	0	0	2
vs. UMass	2-6	0-1	0-0	1-0-1	2	0	0	1	0	4
vs. Charleston				DNP						
at Georgia Tech				DNP						
Wake Forest				DNP						
at Maryland				DNP						
Marquette	1-2	0-0	0-0	1-2-3	2	1	0	0	0	2
Clemson	2-4	0-1	0-2	1-1-2	0	1	1	1	0	4
at Florida State	1-3	0-0	0-0	1-0-1	0	0	0	1	0	2
Virginia				DNP						
at NC State	1-1	0-0	0-0	0-0-0	1	0	0	0	0	2
at Duke				DNP						
Georgia Tech				DNP						
at Wake Forest				DNP						
Maryland	0-1	0-0	0-0	0-0-0	0	0	0	0	0	0
at Clemson				DNP						
Florida State	0-0	0-0	2-2	0-2-2	0	0	0	0	0	2
at Virginia				DNP						
NC State	0-0	0-0	0-0	0-0-0	1	0	1	1	0	0
Duke				DNP						

- Scored a season-high seven points at Appalachian State
- Has played in 17 games
- Returned to the lineup this fall after missing all but five games last year with a broken bone in his foot
- Hit a second-half jump shot against NC State in the win in Raleigh

NORTH CAROLINA TAR HEELS

2000-01 INDIVIDUAL SEASON & CAREER HIGHS

Bersticker, Brian	Points	Rebounds	Blocks
Season	7 vs. Appalachian State	3 vs. Marquette	2 vs. Kentucky
Career	16 vs. Bethune-Cookman, 12-29-97	9 vs. Bethune-Cookman, 12-29-97	5 vs. Appalachian State, 11-13-98
Boone, Adam	Points	Rebounds	Assists
Season	10 vs. Georgia Tech, 2-3-01	5 vs. Georgia Tech, 2-3-01	4 vs. Appalachian State and Clemson
Career			
Brooker, Michael	Points	Rebounds	3-Point Field Goals
Season	5 vs. Kentucky	2 on 3 occasions	1 on 4 occasions
Career	10 vs. App. State, 11-13-98	2 on 10 occasions	2 on three occasions
Capel, Jason	Points	Rebounds	Assists
Season	27 vs. Maryland, 2-10-01	12 vs. Clemson, 2-18-01	10 vs. Buffalo
Career	27 vs. Maryland, 2-10-01	14 vs. Miami, 12-15-99	10 vs. Buffalo, 12-17-00
Curry, Ronald	Points	Rebounds	Assists
Season	14 vs. NC State, 2-28-01	6 vs. Maryland, 1-10-01	8 vs. Maryland, 2-10-01
Career	14 vs. NC State, 2-28-01	6 vs. Maryland, 1-10-01	8 vs. Maryland, 2-10-01
Everett, Jim	Points	Rebounds	Assists
Season	2 on two occasions	1 on six occasions	1 vs. Buffalo
Career	4 vs. Buffalo, 12-7-99 and 4 vs. Tennessee Tech, 12-12-99	3 vs. Buffalo, 12-7-99	1 vs. Maryland, 2-26-00
Forte, Joseph	Points	Rebounds	Assists
Season	38 vs. Tulsa	16 vs. Duke, 2-1-01	7 vs. Miami (Fla.)
Career	38 vs. Tulsa, 11-11-00	16 vs. Duke, 2-1-01	7 vs. Miami (Fla.), 12-4-00
Haywood, Brendan	Points	Rebounds	Blocked Shots
Season	24 vs. Tulsa and Wake Forest, 1-6-01	14 vs. Miami (Fla.)	10 vs. Miami (Fla.)
Career	28 vs. Missouri, 3-17-00	17 vs. Maryland, 2-26-00	10 vs. Miami (Fla.), 12-4-00
Holmes, Jonathan	Points	Rebounds	Assists
Season	9 vs. Tulsa	4 vs. Tulsa	5 vs. Tulsa
Career	9 vs. Tulsa, 11-11-00	4 vs. Tulsa, 11-11-00	6 vs. Florida State, 1-22-00
Johnson, Will	Points	Rebounds	Assists
Season	10 vs. Miami (Fla.)	5 vs. Appalachian State & Miami (Fla.)	2 vs. Massachusetts
Career	10 vs. Miami (Fla.), 12-4-00	5 vs. Appalachian State, 11-17-00 5 vs. Miami (Fla.), 12-4-00	2 vs. Massachusetts, 12-29-00
Lang, Kris	Points	Rebounds	Blocked Shots
Season	22 vs. Michigan State 22 vs. Buffalo	12 vs. Georgia Tech, 1-2-01	3 vs. Winthrop
Career	22 vs. Michigan State, 11-29-00 22 vs. Buffalo, 12-17-00	12 vs. Georgia Tech, 1-2-01	3 vs. Dartmouth, 12-19-98 and 3 vs. Winthrop, 11-10-00
Melendez, Orlando	Points	Rebounds	Blocked Shots
Season	5 vs. Massachusetts	2 vs. Miami (Fla.)	1 vs. Appalachian State
Career	11 vs. Buffalo, 12-8-98	4 vs. UNLV, 12-4-99 and 4 vs. Tennessee Tech, 12-12-99	2 vs. Buffalo, 12-7-99 and 2 vs. Howard, 1-2-00
Morrison, Brian	Points	Rebounds	Three-Point Field Goals
Season	14 vs. Winthrop	5 vs. Michigan State	3 vs. Winthrop
Owens, Max	Points	Rebounds	Three-Point Field Goals
Season	17 vs. Georgia Tech, 1-2-01	4 vs. Georgia Tech, 1-2-01	3 vs. Maryland, 2-10-01
Career	23 vs. Maryland, 3-6-99 and 23 vs. UNLV, 12-4-99	6 vs. Virginia, 1-21-99 and 6 vs. Miami, 12-15-99	4 vs. Cincinnati, 12-8-99 and 4 vs. Louisville, 12-23-99
Peppers, Julius	Points	Rebounds	Blocked Shots
Season	18 vs. Maryland, 2-10-01	9 vs. Marquette	1 on three occasions
Career	18 vs. Maryland, 2-10-01	13 vs. Clemson, 1-6-00	3 vs. Howard, 1-2-00 and 3 vs. Stanford, 3-19-00

MISCELLANEOUS 2000-01 STATISTICS

Games as Leading Scorer	Season/Career
Joseph Forte	22/36
Brendan Haywood	4/21
Kris Lang	2/12
Jason Capel	2/12
Brian Morrison	1/1
Max Owens	0/5

Games as Leading Rebounder	Season/Career
Jason Capel	13/26
Brendan Haywood	9/39
Kris Lang	6/17
Joseph Forte	4/8
Julius Peppers	1/3
Brian Morrison	1/1
Brian Bersticker	0/1

Games as Leading in Assists	Season/Career
Ronald Curry	12/13
Jason Capel	9/14
Joseph Forte	9/10
Brian Morrison	2/2
Brendan Haywood	2/2
Adam Boone	1/1
Jonathan Holmes	0/1

Triple-Doubles	Season/Career
Brendan Haywood	1/1
Jason Capel	1/1

Double-Doubles (not including triple-doubles)	Season/Career
Jason Capel	6/11
Brendan Haywood	3/19
Kris Lang	2/5
Joseph Forte	2/3

Double-Figure Scoring Games	Season/Career
Joseph Forte	27/59
Jason Capel	20/57
Kris Lang	20/53
Brendan Haywood	19/68
Max Owens	4/22
Julius Peppers	4/5
Ronald Curry	2/3
Brian Morrison	1/1
Will Johnson	1/1
Adam Boone	1/1

30-Point Games	Season/Career
Joseph Forte	3/3

20-Point Games	Season/Career
Joseph Forte	19/28
Brendan Haywood	3/14
Kris Lang	2/5
Jason Capel	2/5

10-Rebound Games	Season/Career
Jason Capel	7/16
Brendan Haywood	6/25
Kris Lang	2/5
Joseph Forte	1/2

10-Assist Games	Season/Career
Jason Capel	1/1

CAROLINA'S RECORD WHEN ...

Home	12-2
Away	8-3
Neutral Site	3-0
UNC Leads at the Half	20-1
UNC Trails at the Half	3-4
Tied at the Half	0-0
Overtime	0-0
UNC Shoots 50 Percent or Better from the Floor	12-0
UNC Shoots 40-49.9 Percent from the Floor	9-4
UNC Shoots Less Than 40 Percent from the Floor	2-1
Opponents Shoots 50 Percent or Better from the Floor	0-1
Opponents Shoots 40-49.9 Percent from the Floor	8-4
Opponents Shoots Less Than 40 Percent from the Floor	15-0
UNC Has More Rebounds	16-0
Opponents Have More Rebounds	6-4
Teams Have Same Number of Rebounds	1-1
UNC Commits More Turnovers	13-3
Opponents Commit More Turnovers	9-1
Teams Have Equal Turnovers	1-1
UNC Scores 80 or More Points	17-1
UNC Scores Less Than 80 Points	6-4

Carolina's Largest Lead in a Win

- 39 vs. Clemson (82-43), won by 27

Carolina's Largest Lead in a Loss

- 10 vs. Kentucky (21-11), lost by 17

Carolina's Largest Deficit Overcome to Win

- 12 at Georgia Tech on several occasions, won by 14

Carolina's Largest Deficit in a Loss


- 23 to Kentucky (66-89), lost by 17

Carolina's Largest Halftime Lead

- 25 vs. Appalachian State (54-29)


Carolina's Largest Halftime Deficit

- 14 at Virginia (42-56)



Head Coach

Matt Doherty



Matt Doherty, a 1984 graduate of the University of North Carolina, was named the 17th head basketball coach in school history on July 11, 2000. Doherty played at Carolina from 1980-84 and was head coach at the University of Notre Dame last season. He led the Irish to a 22-15 record and a berth in the NIT finals in his only season as a collegiate head coach.

Doherty is just the second former Tar Heel player to be named head coach of the Tar Heels. Monk McDonald, who played at UNC from 1921-24, led Carolina to a 20-5 record in 1925 in his only season as head coach.

Doherty had been an assistant coach at the University of Kansas for seven years and at Davidson College for three years prior to his stint at Notre Dame. Doherty was named the 16th head basketball coach for the Irish on March 30, 1999.

"As a player, Matt was the consummate coach on the floor, always thinking one step ahead of the game," says former NBA All-Star and Carolina teammate Brad Daugherty. "I know in my case as a younger teammate of his, I would look to Matt for advice even more than Michael (Jordan) and Sam (Perkins) because he knew everyone's position on the floor. He always played hard and strategically. Matt will bring a no-nonsense style of basketball to Carolina. The youth and enthusiasm he will bring to the program is dynamite."

The 22 wins by the Irish were the most the program has enjoyed since posting a 21-9 mark in 1988-89. Notre Dame's 8-8 finish in BIG EAST Conference regular-season play marked the first season in the Irish's five-year membership in the league had not posted a losing record.

Notre Dame forward Troy Murphy was a consensus first-team All-America selection under Doherty and was named Big East Conference Player of the Year.

Doherty played at Carolina under Dean Smith, the alltime winningest coach in Division I history. The Tar Heels compiled a 117-21 record in Doherty's four seasons, a winning percentage of .848. He played in the 1981 NCAA championship game loss to Indiana, and started at small forward a year later as Carolina beat Georgetown to win the NCAA title. As a senior in 1984, Doherty tri-captained a team that swept through the ACC regular season with a 14-0 record and was ranked No. 1 in the country in the final polls. He started on two of Carolina's greatest teams ever — the 1982 squad that won the national title and featured James Worthy, Sam Perkins, Michael Jordan and Jimmy Black and the 1984 team that finished the season ranked No. 1 by the Associated Press and included Jordan, Perkins, Brad Daugherty and Kenny Smith.

"Matt played small forward, but today it would be called point forward because he was a great passer and unselfish player," says Coach Smith. "He was a very smart player and had great savvy. He was a tremendous passer and smart defender. He was a streaky shooter, but had some big games shooting the ball. He was always thinking pass first, especially playing with Perkins and our other post players, he knew to get the ball inside first. Matt knew the game and knew the only statistic that was important was how many games we won. He played hard and played starters minutes for four seasons."

He became just the second player in ACC history (North Carolina's Walter Davis was the first) to accumulate 1,000 points, 400 rebounds and 400 assists in a career. He averaged 9.0 points, 3.5 rebounds and 3.5 assists per game and finished his career with 1,165 points, 446 rebounds and 446 assists in 129 games played. He played in all 101 games over his last three seasons.

Freshman Season (1980-81) — The Tar Heels finished 29-8, won the ACC Tournament, finished ranked sixth nationally (both polls) and


advanced to the NCAA title game against Indiana. Doherty averaged 6.0 points, 3.0 rebounds and had 67 assists in 28 games as


a reserve forward. He missed nine games at midseason due to a fractured left thumb, the only games he would miss in his collegiate career.

Sophomore Season (1981-82) — The Tar Heels were 32-2, won the ACC Tournament and regular-season titles, finished ranked first in both polls and won the NCAA championship by defeating Georgetown (he had four points, three rebounds, one assist in that game). Doherty averaged 9.3 points, 3.0 rebounds, had 105 assists and led the team in free-throw percentage with a .772 mark (71 of 92). That team began the season ranked number one in the polls and Doherty appeared (along with Dean Smith, Perkins, James Worthy and Jimmy Black) on the cover of the Sports Illustrated preseason college basketball issue. He hit three free throws in the final 28 seconds of North Carolina's 47-45 triumph over Virginia in the ACC Tournament title game. He shared UNC scoring honors with 16 points in the NCAA regional semifinal win over Alabama.

Junior Season (1982-83) — The Tar Heels finished 28-8, won the ACC regular-season title, finished ranked eighth in both polls and advanced to the NCAA East Regional final. Doherty averaged 10.5 points and 3.8 rebounds, led the team in assists with 150 and was named the team's most outstanding defensive player. He scored a career-high 28 points came in the 1983 ACC Tournament quarterfinal versus Clemson.

Senior Season (1983-84) — The Tar Heels finished 28-3, won the ACC regular-season title, finished ranked first in both polls and advanced to the NCAA East Regional semifinals. Doherty averaged 9.8 points and 4.0 rebounds and again led the team in assists with 124. He was a first-team selection on the All-ACC Tournament team (after earning second-





team honors each of the two previous seasons) after hitting 17 of 25 field goals. He tri-captained the team with Perkins and Cecil Exum and received the Jim Tatum Award which is given to the UNC student-athlete with the most outstanding achievement in his/her sport and constructive participation in the community.

He finished among the Tar Heel career leaders in scoring, free-throw percentage (.761 on 309 of 406) and assists (third with 446 when he graduated, behind only Phil Ford and Black, and still ranked ninth). The Tar Heels were 48-8 (.857) in ACC play.

Doherty was a sixth-round pick by the Cleveland Cavaliers in the 1984 NBA draft as the 119th overall selection.

He was graduated from UNC in 1984 with a degree in business administration and Dean's List honors. He worked in New York City for more than three years as a bond salesman for Kidder Peabody & Co., Inc., then spent a year as an executive search consultant with Sockwell and Anderson in Charlotte, N.C. He served two seasons as a basketball analyst in 1987-88 and 1988-89, handling the color commentator assignment for the Davidson basketball radio network and also working games at North Carolina, St. Francis (N.Y.) College and Charlotte area high schools.

He began his coaching career with an AAU team in Charlotte with former Tar Heel three-sport standout Charles Waddell. The AAU team included future UNC point guard Jeff McInnis. Doherty then spent three seasons (1989-90 through 1991-92) as an assistant coach at Davidson under head coach Bob McKillop, who coached him as a player at Holy Trinity High School in Hicksville, N.Y.

The high school seniors he helped recruit in his final season at Davidson finished 25-5, ended up unbeaten in league play and participated in the NIT as college seniors in 1996.

After three seasons at Davidson, Doherty moved on to the University of Kansas, where he spent seven years as an assistant to Roy Williams. Williams was an assistant coach under Dean Smith when Doherty played

in Chapel Hill.

"I'm so pleased that Matt is the head basketball coach at North Carolina because I love that program so, so much and know it's in fantastic hands," says Williams. "Matt is one of the most organized, intense and competitive coaches I have ever known, and those qualities will help keep the North Carolina basketball program where it is and where it should be, and that's at the top of the basketball world. The greatest compliment I can give somebody is to say how much I love that basketball program, and along with that say I am so, so pleased that Matt Doherty is in charge. He is a Tar Heel and will continue that program at the high level of Coach Smith and Coach Guthridge."

The Jayhawks advanced to the NCAA tournament in each of his seven seasons in Lawrence. During those seven years, Kansas played in the 1993 Final Four, advanced to the Final Eight in '96, the Sweet 16 in '94, '95 and '97 - and to the second round each of his last two years.

Kansas won five Big Eight/Big 12 Conference titles during his stay and compiled an overall 202-42 (.828) record, including a 15-7 mark in NCAA tournament play.

Doherty coordinated the recruiting and scouting areas at Kansas and assisted in all day-to-day operations of the Jayhawk program. During his tenure, he played a key role in signing nine McDonald's high school All-Americans, including Jacque Vaughn, Raef LaFrentz, Paul Pierce, Ryan Robertson, Lester Earl, Eric Chenoweth, Kenny Gregory, Jeff Boschee and Nick Collison. Both Vaughn and LaFrentz (twice) earned Big Eight or Big 12 Conference player of the year honors; LaFrentz and Pierce earned consensus All-America honors in 1998 and Vaughn won first-team honors in 1997.

LaFrentz (Denver), Greg Ostertag (Utah), Pierce (Boston), Scot Pollard (Sacramento), Vaughn (Utah), Rex Walters (Miami) and Ryan Robertson (Sacramento) are among NBA players coached by Doherty.

Here's a year-by-year look at what the Jayhawks accomplished in each of Doherty's seven seasons on the staff:

- * 1992-93 - Kansas finished 29-7, won the Preseason NIT, won its third straight Big Eight regular-season title, finished the season ranked fourth (USA Today) and ninth (Associated Press) and advanced to the NCAA Final Four in New Orleans.

- * 1993-94 - Kansas finished 27-8, finished ranked 13th (AP) and 12th (USA Today) and advanced to an NCAA Southeast semifinal.

- * 1994-95 - Kansas finished 25-6, won the Big Eight Conference regular-season title, finished ranked fifth (AP) and 10th (USA Today), advanced to the NCAA Midwest semifinals.

- * 1995-96 - Kansas finished 29-5, won the Big Eight Conference regular-season title, finished ranked fourth (AP) and fifth (USA Today), advanced to the NCAA West final.

- * 1996-97 - Kansas finished 34-2, won its first 22 games, won the Big 12 Tournament and regular-season titles, finished ranked first (AP) and fifth (USA Today), advanced to the NCAA Southeast semifinals.

- * 1997-98 - Kansas finished 35-4 (tying a Kansas record for team wins), won the Preseason NIT, won the Big 12 Tournament and regular-season titles, finished ranked second (AP) and eighth (USA Today), finished with a school-record 60-game homecourt win streak, advancing to the NCAA Midwest second round.

- * 1998-99 - Kansas finished 23-10, won the Big 12 Tournament title for the third straight year, advanced to the NCAA Midwest second round.

Born Matthew Francis Doherty on Feb. 25, 1962, in East Meadow, N.Y., he and his wife, the former Kelly Propst of Concord, N.C., are parents of a son, Tucker, born June 17, 1997, and a daughter, Hattie Fitzgerald, born Sept. 13, 1999. He has been involved with a variety of charitable causes, including the National Kidney Association, Special Olympics and the Salvation Army.

NORTH CAROLINA TAR HEELS

2000-01 SEASON SUPERLATIVES

Carolina

Points	38 by Joseph Forte vs. Tulsa, Nov. 11
Field Goals	15 by Joseph Forte vs. Florida State, Feb. 22
Field Goal Attempts	27 by Joseph Forte vs. Virginia, Feb. 25
Field Goal Percentage	88.9 (8 of 9) by Brendan Haywood vs. Miami, Dec. 4
3-Point Field Goals	6 by Joseph Forte vs. Tulsa, Nov. 11
3-Point Attempts	9 by Jason Capel vs. Clemson, Feb. 18
Free Throws Made	12 by Joseph Forte vs. Tulsa, Nov. 11
Free Throw Attempts	13 by Joseph Forte vs. Tulsa, Nov. 11
Free Throw Percentage (six or more attempts)	100.0 (9 of 9) by Jason Capel vs. UCLA, Dec. 23 100.0 (9 of 9) by Joseph Forte vs. Maryland, Feb. 10 100.0 (7 of 7) by Jason Capel vs. Georgia Tech, Jan. 2 100.0 (7 of 7) by Joseph Forte vs. Georgia Tech, Feb. 3 100.0 (6 of 6) by Joseph Forte vs. Wake Forest, Jan. 6 100.0 (6 of 6) by Joseph Forte vs. Wake Forest, Feb. 6
Offensive Rebounds	7 by Brendan Haywood vs. Kentucky, Dec. 2
Defensive Rebounds	10 by Kris Lang vs. Georgia Tech, Jan. 2
Total Rebounds	16 by Joseph Forte vs. Duke, Feb. 1
Assists	10 by Jason Capel vs. Buffalo, Dec. 17
Blocked Shots	10 by Brendan Haywood vs. Miami, Dec. 4
Steals	5 by Ronald Curry vs. UCLA, Dec. 23 5 by Joseph Forte vs. Wake Forest, Feb. 6

Opponents

Points	33 by Jason Williams, Duke, March 4
Field Goals	14 by Craig Dawson, Wake Forest, Feb. 6
Field Goal Attempts	27 by Jason Williams, Duke, March 4
3-Point Field Goals	7 by Jason Williams, Duke, March 4
3-Point Attempts	14 by Marcus Hill, Tulsa, Nov. 11
Free Throws Made	8 by Lonny Baxter, Maryland, Jan. 10
Free Throw Attempts	11 by Earl Watson, UCLA, Dec. 23
Offensive Rebounds	9 by Josh Howard, Wake Forest, Feb. 6
Defensive Rebounds	11 by Alvin Jones, Georgia Tech, Feb. 3
Total Rebounds	18 by Alvin Jones, Georgia Tech, Feb. 3
Assists	10 by Greg Harrington, Tulsa, Nov. 11
Blocked Shots	5 by Shane Battier, Duke, March 4
Steals	5 by Bernard King, Texas A&M, Dec. 9 5 by Chris Duhon, Duke, Feb. 1

NORTH CAROLINA TAR HEELS

2000-01 TEAM HIGHS AND LOWS

Carolina	High	Low
Field Goals	40 vs. Buffalo, Dec. 17	21 vs. Winthrop, Nov. 10
Field Goal Attempts	69 vs. Buffalo, Dec. 17 69 vs. Duke, Feb. 4	49 vs. NC State, Feb. 28
FG Percentage	58.3 (35x60) vs. Maryland, Feb. 10	38.5 (25x65) vs. Clemson, Feb. 18
FG Percentage in a Half	63.6 (14x22), 2nd half vs. Wake Forest, Feb. 6	34.6 (9x26), 2nd half vs. Winthrop, Nov. 10
3-Point Field Goals	12 vs. Clemson, Jan. 17	1 vs. NC State, Jan. 28 1 vs. NC State, Feb. 28
3-Point Attempts	27 vs. Clemson, Jan. 17	4 vs. NC State, Feb. 28
3-Point Percentage	70.0 (7x10) vs. Maryland, Feb. 10	16.7 (1x6) vs. NC State, Jan. 28
Free Throws Made	32 vs. Tulsa, Nov. 11	4 vs. Virginia, Feb. 25
Free Throw Attempts	39 vs. Tulsa, Nov. 11	11 vs. College of Charleston, Dec. 30 11 vs. Virginia, Feb. 25
FT Percentage (min. 10 att.)	95.0 (19x20) vs. Maryland, Feb. 10	36.4 (4x11) vs. Virginia, Feb. 25
Offensive Rebounds	19 vs. Kentucky, Dec. 2 19 vs. College of Charleston, Dec. 30 19 vs. Marquette, Jan. 13	5 vs. Maryland, Feb. 10
Defensive Rebounds	40 vs. Miami, Dec. 4	16 vs. Winthrop, Nov. 10
Total Rebounds	54 vs. Miami, Dec. 4	29 vs. Michigan State, Nov. 29
Rebound Margin	plus 24 (50-26) vs. Marquette, Jan. 13	minus 14 (29-43) vs. Michigan State, Nov. 29
Assists	29 vs. Buffalo, Dec. 17	9 vs. College of Charleston, Dec. 30
Turnovers	29 vs. Miami, Dec. 4	7 vs. Clemson, Feb. 18
Blocked Shots	11 vs. Tulsa, Nov. 11 11 vs. Miami, Dec. 4	2 vs. UCLA, Dec. 23 2 vs. Duke, Feb. 1 2 vs. Clemson, Feb. 18
Steals	14 vs. Texas A&M, Dec. 9 14 vs. Massachusetts, Dec. 29	2 vs. Georgia Tech, Feb. 3 2 vs. Clemson, Feb. 18
Points	99 vs. Appalachian State, Nov. 17	60 vs. NC State, Jan. 28
Points in a Half	54 vs. Appalachian State, Nov. 17, 1st half 54 at Maryland, Jan. 10, 2nd half	24 vs. Virginia, Feb. 25, 2nd half
Opponents	High	Low
Field Goals	35 by Duke, March 4	18 by Miami, Dec. 4 18 by Marquette, Jan. 13
Field Goal Attempts	80 by Tulsa, Nov. 11	51 by Texas A&M, Dec. 9
FG Percentage	50.7 (34x67) by Kentucky, Dec. 2	23.4 (18x77) by Miami, Dec. 4
FG Percentage in a Half	55.9 (19x34), 2nd half by Duke, March 4	17.9 (7x39), 1st half by Miami, Dec. 4
3-Point Field Goals	14 by Duke, March 4	2 by Michigan State, Nov. 29 2 by NC State, Jan. 28 2 by Wake Forest, Feb. 6
3-Point Attempts	38 by Tulsa, Nov. 11 38 by Duke, March 4	9 by College of Charleston, Dec. 30
3-Point Percentage	64.3 (9x14) by Florida State, Feb. 22	13.0 (3x23) by Miami, Dec. 4
Free Throws Made	21 by Michigan State, Nov. 29 21 by Maryland, Jan. 10	6 by Miami, Dec. 4 6 by Florida State, Feb. 22
Free Throw Attempts	29 by Michigan State, Nov. 29 29 by UCLA, Dec. 23	7 by Miami, Dec. 4
FT Percentage (min. 10 att.)	91.3 (21x23) by Maryland, Jan. 10	42.9 (6x14) by Florida State, Feb. 22
Offensive Rebounds	25 by Massachusetts, Dec. 29	5 by College of Charleston, Dec. 30
Defensive Rebounds	32 by Clemson, Feb. 18	15 by Marquette, Jan. 13
Total Rebounds	49 by Massachusetts, Dec. 29	26 by College of Charleston, Dec. 30 26 by Marquette, Jan. 13
Assists	25 by Tulsa, Nov. 11	7 by Miami, Dec. 4 7 by Texas A&M, Dec. 9 7 by Marquette, Jan. 13
Turnovers	22 by Appalachian State, Nov. 17 22 by Texas A&M, Dec. 9	7 vs. Clemson, Feb. 18
Blocked Shots	9 by Florida State, Jan. 20	0 by Tulsa, Nov. 11 0 by Texas A&M, Dec. 9 0 by Buffalo, Dec. 17
Steals	14 by Miami, Dec. 4	4 by Clemson, Jan. 17
Points	95 by Duke, March 4	45 by Miami, Dec. 4
Points in a Half	56 by Virginia, Feb. 25, 1s half	18 by Miami, Dec. 4, 1st half

NORTH CAROLINA TAR HEELS

2000-01 TEAM GAME-BY-GAME STATISTICS

Game	PTS	FG	FG%	3FG	3FG%	FT	FT%	O-D-REB	A	TO	B	ST	PF
@ Carolina, W	66	21-54	.389	5-17	.294	19-25	.760	15-16-31	13	10	8	6	17
Winthrop	61	22-55	.400	7-19	.368	10-17	.588	18-22-40	12	19	2	10	23
@ Carolina, W	91	25-55	.455	9-19	.474	32-39	.821	10-36-46	19	16	11	6	19
Tulsa	81	30-80	.375	13-38	.342	8-12	.667	16-24-40	25	11	0	7	26
Carolina, W	99	37-65	.569	11-16	.688	14-23	.609	11-26-37	20	16	4	12	14
@ Appalachian State	69	25-56	.446	10-23	.435	9-11	.818	6-24-30	18	22	2	11	19
Carolina, L	64	26-61	.426	4-20	.200	8-19	.421	12-17-29	19	14	3	10	22
@ Michigan State	77	27-58	.466	2-15	.133	21-29	.724	16-27-43	13	17	4	6	13
@ Carolina, L	76	31-68	.456	7-22	.318	7-16	.438	19-19-38	17	17	4	5	22
Kentucky	93	34-67	.507	9-26	.346	16-25	.640	17-23-40	24	12	6	9	19
@ Carolina, W	67	24-50	.480	5-15	.333	14-25	.560	14-40-54	19	29	11	7	13
Miami (Fla.)	45	18-77	.234	3-23	.130	6-7	.857	18-19-37	7	15	4	14	21
Carolina, W	82	30-58	.517	4-13	.308	18-22	.818	10-26-36	21	19	6	14	25
vs. Texas A&M	60	19-51	.373	6-17	.353	16-27	.593	14-21-35	7	22	0	7	19
@ Carolina, W	95	40-69	.580	4-13	.308	11-19	.579	17-24-41	29	12	4	10	17
Buffalo	74	26-58	.448	10-19	.526	12-18	.667	13-17-30	15	16	0	9	14
Carolina, W	80	27-54	.500	4-13	.308	22-33	.667	10-37-47	14	22	2	9	24
@ UCLA	70	23-68	.338	6-24	.250	18-29	.621	15-21-36	8	14	4	11	24
Carolina, W	91	32-64	.500	7-21	.333	20-34	.588	16-30-46	20	12	9	14	21
vs. Massachusetts	60	21-70	.300	5-22	.227	13-27	.481	25-24-49	12	19	2	7	29
Carolina, W	64	27-64	.422	3-14	.214	7-11	.636	19-25-44	9	15	3	7	13
vs. College of Charleston	60	24-53	.453	4-9	.444	8-9	.889	5-21-26	13	12	6	9	15
Carolina, W	84	27-60	.450	4-14	.286	26-38	.684	17-32-49	16	13	6	7	21
@ Georgia Tech	70	20-61	.328	10-21	.476	20-27	.741	12-22-34	12	13	6	5	28
@ Carolina, W	70	25-63	.397	4-16	.250	16-25	.640	12-32-44	16	14	5	5	18
Wake Forest	69	26-70	.371	5-21	.238	12-19	.632	13-30-43	12	9	3	7	20
Carolina, W	86	31-65	.477	10-16	.625	14-22	.636	11-33-44	22	15	8	8	16
@ Maryland	83	28-77	.364	6-20	.300	21-23	.913	18-27-45	18	11	8	10	17
@Carolina, W	84	24-55	.436	5-15	.294	31-36	.861	19-31-50	14	18	5	6	18
Marquette	54	18-61	.295	6-17	.353	12-21	.571	11-15-26	7	12	1	6	25
@Carolina, W	92	33-65	.508	12-27	.444	14-28	.500	14-27-41	24	12	9	9	16
Clemson	65	24-62	.387	8-21	.381	9-16	.562	15-26-41	10	20	3	4	18
Carolina, W	80	27-56	.482	8-18	.444	18-27	.667	12-25-37	15	10	9	5	12
@ Florida State	70	28-65	.431	5-15	.333	9-10	.900	13-22-35	11	12	1	5	70
@Carolina, W	88	33-58	.569	3-11	.273	19-30	.633	10-29-39	15	13	4	4	18
Virginia	81	29-68	.426	8-26	.308	15-21	.714	13-21-34	21	9	3	7	26
Carolina, W	60	25-53	.472	1-6	.167	9-20	.450	9-32-41	13	16	6	7	18
@ NC State	52	20-64	.313	2-11	.182	10-17	.588	13-26-39	9	13	3	11	16
Carolina, W	85	34-66	.515	4-14	.286	13-18	.722	9-38-47	19	16	2	4	21
@ Duke	83	29-73	.397	12-35	.343	13-27	.481	13-27-40	15	8	5	12	19
@Carolina, W	82	25-53	.472	6-14	.429	26-38	.684	11-39-50	14	17	6	2	20
Georgia Tech	69	27-77	.351	5-23	.217	10-18	.556	17-21-38	11	9	3	10	27
Carolina, W	80	28-52	.538	9-20	.450	15-21	.714	9-27-36	21	20	6	10	16
@Wake Forest	74	30-75	.400	2-13	.154	12-14	.857	20-18-38	13	12	3	13	18
@ Carolina, W	96	35-60	.583	7-10	.700	19-20	.950	5-29-34	24	12	3	5	13
Maryland	82	34-79	.430	7-25	.280	7-10	.700	14-21-35	18	8	6	10	15
Carolina, L	65	25-65	.385	8-26	.308	7-15	.467	14-27-41	15	7	2	2	65
@ Clemson	75	28-65	.431	11-30	.367	8-10	.800	12-32-44	13	7	1	5	75
@ Carolina, W	95	33-58	.569	6-12	.500	23-33	.697	14-26-40	11	17	15	8	12
Florida State	67	26-67	.388	9-14	.643	6-14	.429	16-16-32	26	10	17	3	11
Carolina, L	66	28-64	.438	6-14	.429	4-11	.364	10-25-35	16	15	6	4	19
@ Virginia	86	31-66	.470	11-22	.500	13-16	.813	11-28-39	15	12	4	7	14
@ Carolina, W	76	28-49	.571	1-4	.250	19-28	.679	9-26-35	18	13	19	8	10
NC State	63	25-67	.373	5-18	.278	8-15	.533	20-17-37	24	11	18	4	7
@ Carolina, L	81	28-69	.406	7-18	.389	18-25	.720	13-28-41	15	16	15	5	8
Duke	95	35-72	.486	14-38	.368	11-17	.647	10-31-41	19	16	11	7	11

THE LAST TIME IT HAPPENED

CAROLINA PLAYER ACCOMPLISHMENTS

A Player Scored 30 Points: Joseph Forte (36) vs. Florida State, Feb. 22, 2001

A Player Scored 35 Points: Joseph Forte (36) vs. Florida State, Feb. 22, 2001

A Player Scored 40 Points: Shammond Williams (42) at Georgia Tech, Feb. 8, 1997

Three Players Had 20 Points in the Same Game: Vince Carter (22), Antawn Jamison (20) and Shammond Williams (20) vs. Georgia Tech, Jan. 8, 1998

A Player Had Back-to-Back 30-Point Games: Antawn Jamison (35) vs. Duke, Feb. 5, 1998, and (31) at Georgia Tech, Feb. 8, 1998

Five Players Scored in Double Figures in Same Game: Joseph Forte (23), Kris Lang (15), Julius Peppers (14), Jason Capel (11) and Adam Boone (10) vs. Georgia Tech, Feb. 3, 2001

Six Players Scored in Double Figures in Same Game: Joseph Forte (16), Kris Lang (12), Jason Capel (11), Max Owens (11), Ronald Curry (10) and Brendan Haywood (10) vs. Massachusetts, Dec. 29, 2000

Seven Players Scored in Double Figures in Same Game: King Rice (22), Rick Fox (20), Kevin Madden (16), Hubert Davis (14), George Lynch (14), Pete Chilcutt (11) and Scott Williams (11) vs. Kentucky at Louisville, Dec. 27, 1989

Nine Players Scored in Double Figures in Same Game: Kevin Madden (17), Ranzino Smith (17), Warren Martin (15), Steve Bucknall (12), Joe Wolf (10), Steve Hale (10), Brad Daugherty (10), Jeff Lebo (10) and Kenny Smith (10) vs. Manhattan in Miami, Dec. 27, 1985

A Player Had 15 Rebounds: Joseph Forte (16) at Duke, Feb. 1, 2001

A Player Had 20 Rebounds: Serge Zwikker (20) vs. Southern California, Dec. 6, 1996

A Player Had 30 Rebounds: Rusty Clark (30) vs. Maryland, Feb. 21, 1968

Two Players Had Double-Figure Rebounds in Same Game: Joseph Forte (16) and Brendan Haywood (10) at Duke, Feb. 1, 2001

Three Players Had Double-Figure Rebounds in Same Game: Mitch Kupchak (11), Tommy LaGarde (11) and Walter Davis (10) vs. East Tennessee State, Dec. 4, 1974

One Player Had a Double-Double: Jason Capel (11 points/11 rebounds) vs. Duke, March 4, 2001

Two Players Had Double-Doubles: Joseph Forte (24 points/16 rebounds) and Brendan Haywood (14 points/10 rebounds) at Duke, Feb. 1, 2001

Three Players Had Double-Doubles in Same Game: Brendan Haywood (20 pts./12 reb.), Jason Capel (12 pts./13 reb.) and Ed Cota (13 pts./10 assists) vs. Wake Forest, Feb. 12, 2000

One Player Had a Triple-Double (Points, Rebounds, Assists): Jason Capel (16 pts./11 reb./10 assists) vs. Buffalo, Dec. 17, 2000

One Player Had a Double-Double in Points and Assists: Ed Cota (11 pts., 13 assists) at Duke, March 4, 2000

A Player Had Six Double-Doubles in a Row: Antawn Jamison vs. Duke (22 points, 18 rebounds) March 8, 1998; vs. Navy (17 & 14) March 12, 1998; vs. UNC Charlotte (19 & 12) March 14, 1998; vs. Michigan State (20 & 14) March 19, 1998; vs. Connecticut (20 & 11) March 21, 1998; vs. Utah (14 & 12) March 28, 1998

A Player Had 20 Points and 20 Rebounds in Same Game: Serge Zwikker (22 points, 20 rebounds) vs. Southern California, Dec. 6, 1996

A Player Had 10 Assists in a Game: Jason Capel (10) vs. Buffalo, Dec. 17, 2000

A Player Had 10 or More Assists in Consecutive Games: Ed Cota (10 vs. Missouri on March 17, 2000, and 10 vs. Stanford, March 19, 2000)

A Player Had 15 Assists in a Game: Ed Cota (17) vs. UNLV, Dec. 4, 1999

A Player Had 5 Blocked Shots in a Game: Brendan Haywood (5) vs. NC State, Feb. 28, 2001

A Player Had 10 Blocked Shots in a Game: Brendan Haywood (10) vs. Miami (Fla.), Dec. 4, 2000

A Player Topped the Team in Scoring, Rebounds and Assists for a Game: Joseph Forte (24 points, 16 rebounds, 6 assists) vs. Duke, Feb. 1, 2001

A Player Topped the Team in Scoring, Rebounds, Assists and Steals for a Game: Joseph Forte (24 points, 16 rebounds, 6 assists, 3 steals) vs. Duke, Feb. 1, 2001

A Player Hit a Last-Second Shot to Win a Game: Brendan Haywood vs. UNC Charlotte (in OT), Dec. 12, 1998 (at the buzzer)

Player Played Every Minute of a Game: Joseph Forte at Michigan State, Nov. 29, 2000

TEAM ACCOMPLISHMENTS

Won an Overtime Game: vs. Georgia Tech (74-72), March 1, 2000

Lost an Overtime Game: vs. Duke (86-90), Feb. 3, 2000

Played Two Overtimes: at Georgia Tech (107-100), Feb. 8, 1998

Played Three Overtimes: vs. Tulane (70-68) in Chapel Hill, Nov. 30, 1982

Played Four Overtimes: at Tulane (113-106), Feb. 14, 1976

Shot 60 Percent for a Half: 63.6 (14x22) vs. Wake Forest (2nd half), Feb. 6, 2001

Shot 70 Percent for a Half: 78.9 (15x19) vs. NC State (2nd half), Jan. 8, 2000

Shot 80 Percent for a Half: 85.7 (24 of 28) vs. Old Dominion (2nd half), Dec. 1, 1992

Shot 60 Percent in a Game: 71.1 (27x38) vs. NC State, Jan. 8, 2000

Shot 70 Percent in a Game: 71.1 (27x38) vs. NC State, Jan. 8, 2000

Shot 90 Percent in a Game from the Free Throw Line (min. 10 attempts): 95.0 (19x20) vs. Maryland, Feb. 10, 2001

Shot Less Than 30 Percent in a Half: 26.1 (6-23) vs. Stanford, 2nd half, Nov. 27, 1998

Shot Less Than 40 Percent in a Game: 38.5 (25x65) vs. Clemson, Feb. 18, 2001

Shot Less Than 50 Percent from the Free Throw Line in a Game: 36.4 (4x11) vs. Virginia, Feb. 25, 2001

Attempted 50 Free Throws: 54 (made 37) vs. Louisville, Dec. 17, 1998

Made 40 Free Throws: 41 (attempted 59) vs. Clemson, Jan. 28, 1998

Scored 60 Points in a Half: 61 vs. Duke (2nd half), March 4, 1995

Scored 70 Points in a Half: 77 vs. VMI (1st half), Dec. 17, 1994

Scored 100 Points (ACC game): 107 at Georgia Tech, Feb. 8, 1998

Scored 100 Points (non-ACC game): 102 vs. UNLV, Dec. 4, 1999

Opponent Shot Under 30 Percent FG : 29.5 (18x61) by Marquette, Jan. 13, 2001

Opponent Shot 60 Percent FG: 60.0 (30-50) by Wake Forest, Jan. 30, 1993

Opponent Scored 100 Points: 100 by Georgia Tech in Atlanta, Feb. 8, 1998

University of North Carolina
2000-01 Men's Basketball Statistics
Record: 23- 5/13- 3 ACC

Date	Opponent	Score	Site	Attend	Record
11/10	Winthrop	W 66- 61	H Chapel Hill	16850	1- 0
11/11	Tulsa	W 91- 81	H Chapel Hill	19875	2- 0
11/17	Appalachian State	W 99- 69	A Boone, N.C.	*8325	3- 0
11/29	Michigan State (3/2)	64- 77 L	A East Lansing, Mich.	*14759	3- 1
12/ 2	Kentucky	76- 93 L	H Chapel Hill	*21750	3- 2
12/ 4	Miami (Fla.)	W 67- 45	H Chapel Hill	19859	4- 2
12/ 9	Texas A&M	W 82- 60	N Houston, Texas	9123	5- 2
12/17	Buffalo	W 95- 74	H Chapel Hill	18134	6- 2
12/23	UCLA	W 80- 70	A Los Angeles, Calif.	10593	7- 2
12/29	Massachusetts	W 91- 60	N Charlotte, N.C.	13224	8- 2
12/30	Coll. of Charleston	W 64- 60	N Charlotte, N.C.	13378	9- 2
1/ 2	*Georgia Tech	W 84- 70	A Atlanta, Ga.	9510	10- 2
1/ 6	*Wake Forest (4/4)	W 70- 69	H Chapel Hill	*21750	11- 2
1/10	*Maryland (14/16)	W 86- 83	A College Park, Md.	*14500	12- 2
1/13	Marquette	W 84- 54	H Chapel Hill	*21750	13- 2
1/17	*Clemson	W 92- 65	H Chapel Hill	*21335	14- 2
1/20	*Florida State	W 80- 70	A Tallahassee, Fla.	7452	15- 2
1/24	*Virginia (13/12)	W 88- 81	H Chapel Hill	*21750	16- 2
1/28	*NC State	W 60- 52	A Raleigh, N.C.	*19722	17- 2
2/ 1	*Duke (2/2)	W 85- 83	A Durham, N.C.	*9314	18- 2
2/ 3	*Georgia Tech	W 82- 69	H Chapel Hill	*21750	19- 2
2/ 6	*Wake Forest (19/15)	W 80- 74	A Winston-Salem, N.C.	*14407	20- 2
2/10	*Maryland (13/13)	W 96- 82	H Chapel Hill	*21750	21- 2
2/18	*Clemson	65- 75 L	A Clemson, S.C.	*11200	21- 3
2/22	*Florida State	W 95- 67	H Chapel Hill	*21652	22- 3
2/25	*Virginia (9/11)	66- 86 L	A Charlottesville, Va.	*8392	22- 4
2/28	*NC State	W 76- 63	H Chapel Hill	*21750	23- 4
3/ 4	*Duke (2/2)	81- 95 L	H Chapel Hill	*21750	23- 5

*-ACC Game

*-Sellout

Record	W	L	Pct	Attendance #	Total	Avg	
All Games	23	5	.821	Home	14	291705	20836
ACC	13	3	.812	Away	11	128174	11652
Home	12	2	.857	Neutral	3	35725	11908
Away	8	3	.727	Total	28	455604	16271
Neutral	3	0	1.000				
Leading at Half	20	1	.952				
Trailing at Half	3	4	.429				
Tied at Half	0	0	.000				
Overtime	0	0	.000				

Cumulative Scoring by Period

	1	2	Total
North Carolina	1096	1149	2245
Opponents	921	1067	1988

University of North Carolina
 2000-01 Men's Basketball Statistics
 Record: 23- 5/13- 3 ACC

North Carolina	GP	--- All FG ---			--- 3 Pt FG ---			- Free Throws -			----- Rebounds -----				A	TO	Blk	Stl	PF-	D	Pts	Avg
		M-	A	Pct	M-	A	Pct	M-	A	Pct	Off	Def	Tot	Avg								
Brian Bersticker	17	13-	32	40.6	0-	5	0.0	5-	10	50.0	8	13	21	1.2	4	6	7	0	13-	0	31	1.8
Adam Boone	27	14-	49	28.6	9-	30	30.0	9-	12	75.0	1	27	28	1.0	43	32	1	15	27-	0	46	1.7
Michael Brooker	14	6-	18	33.3	4-	15	26.7	5-	8	62.5	6	3	9	0.6	10	14	0	8	14-	0	21	1.5
Jason Capel	28	99-	220	45.0	45-	111	40.5	69-	86	80.2	56	147	203	7.2	87	49	8	32	65-	2	312	11.1
Ronald Curry	23	43-	101	42.6	17-	48	35.4	19-	36	52.8	5	65	70	3.0	93	69	0	30	52-	1	122	5.3
Jim Everett	10	1-	5	20.0	0-	0	0.0	2-	21	100.0	2	4	6	0.6	1	1	1	0	5-	0	4	0.4
Joseph Forte	28	223-	475	46.9	50-	124	40.3	119-	141	84.4	36	122	158	5.6	100	64	11	57	49-	0	615	22.0
Brendan Haywood	28	130-	216	60.2	0-	0	0.0	78-	160	48.8	87	117	204	7.3	36	57	105	16	80-	0	338	12.1
Jonathan Holmes	11	4-	8	50.0	3-	6	50.0	12-	13	92.3	2	9	11	1.0	11	6	0	1	9-	0	23	2.1
Will Johnson	19	9-	19	47.4	2-	7	28.6	11-	16	68.8	6	21	27	1.4	9	4	0	2	9-	0	31	1.6
Kris Lang	28	141-	259	54.4	0-	0	0.0	46-	89	51.7	60	111	171	6.1	23	44	21	16	64-	1	328	11.7
Orlando Melendez	7	3-	4	75.0	1-	2	50.0	1-	11	100.0	0	4	4	0.6	2	4	1	2	1-	0	8	1.1
Brian Morrison	27	27-	73	37.0	15-	37	40.5	16-	27	59.3	4	25	29	1.1	29	27	2	9	36-	1	85	3.1
Max Owens	25	49-	116	42.2	18-	55	32.7	27-	33	81.8	13	20	33	1.3	24	27	3	10	20-	0	143	5.7
Julius Peppers	20	47-	78	60.3	0-	0	0.0	44-	67	65.7	33	49	82	4.1	18	21	4	10	48-	1	138	6.9
Team											32	65	97		4							0
North Carolina	28	809-	1673	48.4	164-	440	37.3	463-	701	66.0	351	802	1153	41.2	490	429	164	208	492-	622	4580.2	
Opponents	28	727-	1862	39.0	201-	605	33.2	333-	506	65.8	404	643	1047	37.4	376	380	94	241	578-	1419	8871.0	

	---- First Half ----	--- Second Half ---	----- Game -----
All FG	415- 856 48.5%	394- 817 48.2%	809-1673 48.4%
3-Pt FG	98- 247 39.7%	66- 193 34.2%	164- 440 37.3%
FT	163- 258 63.2%	300- 443 67.7%	463- 701 66.0%

Deadball Rebounds: North Carolina 112; Opponents 98
 Opponent Team Rebounds: 82 -- (Offense: 50 Defense: 32)
 Opponent Team Turnovers: 5
 Technical Fouls: North Carolina 5 -- Players 2, Bench 3; Opponents 6 -- Players 2, Bench 4

University of North Carolina
2000-01 Men's Basketball Statistics
ACC Games Only

North Carolina	GP	--- All FG ---			--- 3 Pt FG ---			- Free Throws -			----- Rebounds -----				A	TO	Blk	Stl	PF-	D	Pts	Avg
		M-	A	Pct	M-	A	Pct	M-	A	Pct	Off	Def	Tot	Avg								
Brian Bersticker	6	4-	9	44.4	0-	1	0.0	2-	4	50.0	2	3	5	0.8	1	2	3	0	2-	0	10	1.7
Adam Boone	15	7-	24	29.2	4-	15	26.7	7-	10	70.0	0	15	15	1.0	21	15	0	3	15-	0	25	1.7
Michael Brooker	4	0-	1	0.0	0-	1	0.0	1-	2	50.0	0	0	0	0.0	2	3	0	1	1-	0	1	0.2
Jason Capel	16	64-	138	46.4	29-	68	42.6	38-	48	79.2	27	100	127	7.9	43	23	4	12	38-	0	195	12.2
Ronald Curry	16	31-	78	39.7	12-	36	33.3	15-	28	53.6	3	47	50	3.1	73	48	0	17	34-	1	89	5.6
Jim Everett	3	1-	2	50.0	0-	0	0.0	2-	2	100.0	1	1	2	0.7	0	0	0	0	1-	0	4	1.3
Joseph Forte	16	135-	288	46.9	32-	71	45.1	77-	90	85.6	18	78	96	6.0	58	33	7	33	29-	0	379	23.7
Brendan Haywood	16	71-	122	58.2	0-	0	0.0	37-	81	45.7	47	63	110	6.9	23	35	64	10	43-	0	179	11.2
Jonathan Holmes	3	0-	0	0.0	0-	0	0.0	0-	0	0.0	0	3	3	1.0	0	1	0	0	1-	0	0	0.0
Will Johnson	7	1-	3	33.3	0-	0	0.0	0-	0	0.0	0	3	3	0.4	2	1	0	0	2-	0	2	0.3
Kris Lang	16	64-	126	50.8	0-	0	0.0	29-	57	50.9	29	71	100	6.2	15	25	8	6	33-	1	157	9.8
Orlando Melendez	2	1-	2	50.0	0-	1	0.0	0-	0	0.0	0	0	0	0.0	0	0	0	0	1-	0	2	1.0
Brian Morrison	15	10-	26	38.5	6-	13	46.2	6-	9	66.7	1	10	11	0.7	8	7	1	4	14-	0	32	2.1
Max Owens	16	34-	69	49.3	13-	34	38.2	15-	18	83.3	5	11	16	1.0	13	17	3	7	12-	0	96	6.0
Julius Peppers	16	42-	68	61.8	0-	0	0.0	31-	50	62.0	30	34	64	4.0	17	18	3	9	41-	1	115	7.2
Team											16	36	52		1						0	
North Carolina	16	465-	956	48.6	96-	240	40.0	260-	399	65.2	179	475	654	40.9	276	229	93	102	267-	31	2868	0.4
Opponents	16	440-	1108	39.7	120-	353	34.0	184-	274	67.2	230	385	615	38.4	215	189	63	135	325-	91	1847	4.0

	---- First Half ----	--- Second Half ---	----- Game -----
All FG	241- 486 49.6%	224- 470 47.7%	465- 956 48.6%
3-Pt FG	57- 131 43.5%	39- 109 35.8%	96- 240 40.0%
FT	91- 147 61.9%	169- 252 67.1%	260- 399 65.2%

Deadball Rebounds: North Carolina 69; Opponents 50
Opponent Team Rebounds: 47 -- (Offense: 32 Defense: 15)
Opponent Team Turnovers: 4
Technical Fouls: North Carolina 4 -- Players 2, Bench 2; Opponents 4 -- Players 2, Bench 2

CAROLINA'S ALLTIME ACC TOURNAMENT RESULTS

						Seeds							
Date	Site	(UNC-Opp.)	Opponent	W/L	Score	Round	Date	Site	(UNC-Opp.)	Opponent	W/L	Score	Round
3/4/54	RAL	5-4	N.C. State	L	51-52	Quarterfinals	3/13/92	CH	3-6	Wake Forest	W	80-65	Quarterfinals
3/3/55	RAL	5-4	Wake Forest	L	82-95	Quarterfinals	3/14/92	CH	3-2	Florida State	W	80-76	Semifinals
3/1/56	RAL	2-7	Virginia	W	81-77	Quarterfinals	3/15/92	CH	3-1	Duke	L	74-94	Championship
3/2/56	RAL	2-3	Wake Forest	L	56-77	Semifinals	3/12/93	CH	1-8	Maryland	W	102-66	Quarterfinals
3/7/57	RAL	1-8	Clemson	W	81-61	Quarterfinals	3/13/93	CH	1-5	Virginia	W	74-56	Semifinals
3/8/57	RAL	1-4	Wake Forest	W	61-59	Semifinals	3/14/93	CH	1-6	Georgia Tech	L	75-77	Championships
3/9/57	RAL	1-6	South Carolina	W	95-75	Championship	3/11/94	CH	2-7	Florida State	W	83-69	Quarterfinals
3/6/58	RAL	3-6	Clemson	W	63-51	Quarterfinals	3/12/94	CH	2-3	Wake Forest	W	86-84 (OT)	Semifinals
3/7/58	RAL	3-2	N.C. State	W	64-58	Semifinals	3/13/94	CH	2-4	Virginia	W	73-66	Championship
3/8/58	RAL	3-4	Maryland	L	74-86	Championship	3/10/95	GR	2-7	Clemson	W	78-62	Quarterfinals
3/5/59	RAL	2-7	Clemson	W	93-69	Quarterfinals	3/11/95	GR	2-3	Maryland	W	97-92 (OT)	Semifinals
3/6/59	RAL	2-3	Duke	W	74-71	Semifinals	3/12/95	GR	2-1	Wake Forest	L	80-82 (OT)	Championship
3/7/59	RAL	2-1	N.C. State	L	56-80	Championship	3/8/96	GR	3-6	Clemson	L	73-75	Quarterfinals
3/3/60	RAL	1-8	Virginia	W	84-63	Quarterfinals	3/7/97	GR	3-6	Virginia	W	78-68	Quarterfinals
3/4/60	RAL	1-4	Duke	L	69-71	Semifinals	3/8/97	GR	3-2	Wake Forest	W	86-73	Semifinals
3/1/62	RAL	4-5	South Carolina	L	55-57	Quarterfinals	3/9/97	GR	3-8	N.C. State	W	64-54	Championship
2/28/63	RAL	3-6	South Carolina	W	93-76	Quarterfinals	3/6/98	GR	2-8	N.C. State	W	73-46	Quarterfinals
3/1/63	RAL	3-2	Wake Forest	L	55-56	Semifinals	3/7/98	GR	2-3	Maryland	W	83-73 (OT)	Semifinals
3/5/64	RAL	5-4	South Carolina	W	80-63	Quarterfinals	3/8/98	GR	2-1	Duke	W	83-68	Championship
3/6/64	RAL	5-1	Duke	L	49-65	Semifinals	3/5/99	CH	3-6	Georgia Tech	W	78-49	Quarterfinals
3/4/65	RAL	4-5	Wake Forest	L	76-92	Quarterfinals	3/6/99	CH	3-2	Maryland	W	86-79	Semifinals
3/3/66	RAL	4-5	Maryland	W	77-70	Quarterfinals	3/7/99	CH	3-1	Duke	L	73-96	Championship
3/4/66	RAL	4-1	Duke	L	20-21	Semifinals	3/10/2000	CH	4-5	Wake Forest	L	52-58	Quarterfinals
3/9/67	GR	1-8	N.C. State	W	56-53	Quarterfinals	*UNC did not compete in the ACC Tournament in 1961 *UNC received Quarterfinals byes in 1972, '76, '77, '78, '79 Key to Sites: RAL=Reynolds Coliseum, Raleigh, N.C.; GR=Greensboro Coliseum, Greensboro, N.C.; CH=Charlotte Coliseum, Charlotte, N.C.; CC= Capital Centre, Landover, Md.; OM=The Omni, Atlanta						
3/10/67	GR	1-5	Wake Forest	W	89-79	Semifinals							
3/11/67	GR	1-2	Duke	W	82-73	Championship							
3/7/68	CH	1-8	Wake Forest	W	83-70	Quarterfinals							
3/8/68	CH	1-4	South Carolina	W	82-79 (OT)	Semifinals							
3/9/68	CH	1-3	N.C. State	W	87-50	Championship							
3/6/69	CH	1-8	Clemson	W	94-70	Quarterfinals							
3/7/69	CH	1-5	Wake Forest	W	80-72	Semifinals							
3/8/69	CH	1-3	Duke	W	85-74	Championship							
3/5/70	CH	2-7	Virginia	L	93-95	Quarterfinals							
3/11/71	GR	1-8	Clemson	W	76-41	Quarterfinals							
3/12/71	GR	1-5	Virginia	W	78-68	Semifinals							
3/13/71	GR	1-2	South Carolina	L	51-52	Championship							
3/10/72	GR	1-4	Duke	W	63-48	Semifinals							
3/11/72	GR	1-2	Maryland	W	73-64	Championship							
3/8/73	GR	2-7	Wake Forest	L	52-54 (OT)	Quarterfinals							
3/7/74	GR	3-6	Wake Forest	W	76-62	Quarterfinals							
3/8/74	GR	3-2	Maryland	L	85-105	Semifinals							
3/6/75	GR	2-7	Wake Forest	W	101-100 (OT)	Quarterfinals							
3/7/75	GR	2-3	Clemson	W	76-71 (OT)	Semifinals							
3/8/75	GR	2-4	N.C. State	W	70-66	Championship							
3/5/76	CC	1-4	Clemson	W	82-74	Semifinals							
3/6/76	CC	1-6	Virginia	L	62-67	Championship							
3/4/77	GR	1-5	N.C. State	W	70-56	Semifinals							
3/5/77	GR	1-7	Virginia	W	75-69	Championship							
3/2/78	GR	1-5	Wake Forest	L	77-82	Semifinals							
3/2/79	GR	1-4	Maryland	W	102-79	Semifinals							
3/3/79	GR	1-2	Duke	W	71-63	Championship							
2/28/80	GR	2-7	Wake Forest	W	75-62	Quarterfinals							
2/29/80	GR	2-6	Duke	L	61-75	Semifinals							
3/5/81	CC	2-7	N.C. State	W	69-54	Quarterfinals							
3/6/81	CC	2-3	Wake Forest	W	58-57	Semifinals							
3/7/81	CC	2-4	Maryland	W	61-60	Championship							
3/5/82	GR	1-8	Georgia Tech	W	55-39	Quarterfinals							
3/6/82	GR	1-4	N.C. State	W	58-46	Semifinals							
3/7/82	GR	1-2	Virginia	W	47-45	Championship							
3/11/83	OM	1-8	Clemson	W	105-79	Quarterfinals							
3/12/83	OM	1-4	N.C. State	L	84-91 (OT)	Semifinals							
3/9/84	GR	1-8	Clemson	W	78-66	Quarterfinals							
3/10/84	GR	1-4	Duke	L	75-77	Semifinals							
3/8/85	OM	2-7	Wake Forest	W	72-61 (OT)	Quarterfinals							
3/9/85	OM	2-3	N.C. State	W	57-51	Semifinals							
3/10/85	OM	2-1	Georgia Tech	L	54-57	Championship							
3/7/86	GR	3-6	Maryland	L	75-85	Quarterfinals							
3/6/87	CC	1-8	Maryland	W	82-63	Quarterfinals							
3/7/87	CC	1-4	Virginia	W	84-82 (2OT)	Semifinals							
3/8/87	CC	1-6	N.C. State	L	67-68	Championship							
3/11/88	GR	1-8	Wake Forest	W	83-62	Quarterfinals							
3/12/88	GR	1-5	Maryland	W	74-64	Semifinals							
3/13/88	GR	1-3	Duke	L	61-65	Championship							
3/10/89	OM	4-5	Georgia Tech	W	77-62	Quarterfinals							
3/11/89	OM	4-8	Maryland	W	88-58	Semifinals							
3/12/89	OM	4-2	Duke	W	77-74	Championship							
3/9/90	CH	4-5	Virginia	L	85-92 (OT)	Quarterfinals							
3/8/91	CH	2-7	Clemson	W	67-59	Quarterfinals							
3/9/91	CH	2-6	Virginia	W	76-71	Semifinals							
3/10/91	CH	2-1	Duke	W	96-74	Championship							

