

# UMASS

## MEDIA RELATIONS



290 Boyden Gym  
Amherst, Mass. 01003  
Assoc. SID: John Sinnett  
Phone/Fax: (413) 545-1744/1556  
jsinnett@admin.umass.edu

### JAMES MARCOU

- HOBEY BAKER & ALL-AMERICAN CANDIDATE
- Oct. 12 Hockey East Performer of the Week
- 2008-09 AHCA/REEBOK ALL-AMERICA 2nd TEAM
- 2008-09 HOCKEY EAST ALL-CONFERENCE 1st TEAM
- UMass' & Hockey East's top scorer with 122 points in 106 games...2009-10 NCAA leader in points/assists
- Assistant Captain for the 2009-10 season.

Originally Released: Mar. 2, 2010

### SCHEDULE / RESULTS

#### 16-16-0, 11-14-0 HEA

| Day     | Opponent                               | Time        |
|---------|----------------------------------------|-------------|
| 10/3    | NEW BRUNSWICK (EXH) <sup>1</sup>       | L, 2-3      |
| 10/8    | RENSSELAER                             | W, 5-2      |
| 10/16   | #2 BOSTON UNIVERSITY *                 | W, 3-2      |
| 10/23   | MAINE *                                | W, 5-3      |
| 10/30   | at Providence * (COX TV)               | W, 5-3      |
| 10/31   | PROVIDENCE *                           | L, 1-2      |
| 11/6    | NIAGARA                                | W, 4-1      |
| 11/8    | at Niagara                             | W, 4-2      |
| 11/13   | NEW HAMPSHIRE *                        | W, 4-3 (OT) |
| 11/14   | NEW HAMPSHIRE *                        | L, 4-2      |
| 11/19   | at #9 Yale                             | W, 4-3 (OT) |
| 11/24   | at #18 Vermont *                       | W, 6-2      |
| 11/28   | at #9 Quinnipiac (NESN)                | L, 4-5 (OT) |
| 12/4    | #15 BOSTON COLLEGE                     | L, 1-3      |
| 12/5    | at #8 UMass Lowell *                   | L, 3-5      |
| 12/12   | MERRIMACK *                            | W, 4-1      |
| 12/29   | vs. #18 Union <sup>2</sup>             | W, 4-3      |
| 12/30   | vs. Bentley <sup>2</sup>               | L, 1-4      |
| 1/2     | at Boston University * (ESPNU)         | L, 3-7      |
| 1/9     | at New Hampshire *                     | L, 2-7      |
| 1/10    | at Northeastern * (ESPNU)              | W, 4-1      |
| 1/15    | #15 UMASS LOWELL *                     | W, 3-2      |
| 1/16    | at #15 UMass Lowell *                  | W, 2-1      |
| 1/23    | #17 VERMONT *                          | W, 3-1      |
| 1/24    | #17 VERMONT * (ESPNU)                  | L, 0-3      |
| 1/29    | at Boston University *                 | L, 2-6      |
| 1/30    | at Providence * (COX TV)               | W, 4-1      |
| 2/5     | #14 BOSTON COLLEGE * (NESN)            | L, 1-7      |
| 2/12    | NORTHEASTERN *                         | L, 0-2      |
| 2/13    | at Northeastern *                      | L, 3-6      |
| 2/19    | at Merrimack *                         | L, 1-4      |
| 2/20    | MERRIMACK * (NESN)                     | L, 0-3      |
| 2/26    | at #7 Boston College *                 | L, 1-2 (OT) |
| 3/5     | at #17 Maine *                         | 7:00 PM     |
| 3/6     | at #17 Maine * (WABI-TV)               | 7:00 PM     |
| 3/12-14 | Hockey East Quarterfinals <sup>3</sup> | TBA         |

**BOLD CAPS** denotes home game at the Mullins Center; \* denotes Hockey East game; <sup>1</sup> denotes exhibition at Mullins Center Practice Rink; <sup>2</sup> denotes UConn Toyota Classic; <sup>3</sup> denotes Hockey East Quarterfinals; All times are Eastern; Dates & Times subject to change; For ticket information call 1-866-UMASS-TIX or visit [www.UMassAthletics.com](http://www.UMassAthletics.com)

### TEAM INFORMATION

**Head Coach:** Don Cahoon (Boston Univ. '72)  
**Overall Record / Years** 325-355-67/23rd year  
**UMass Record / Years** 145-182-31/10th year  
**HEA Record / Years** 90-140-22/10th year  
**Asst. Coach:** Red Gendron (New England College '79, 5th Year)  
**Asst. Coach:** Len Quesnelle (Princeton '88, 6th Year)  
**Goalkeeper Coach:** Mike Buckley (Massachusetts '00, 3rd Year)  
**2008-09 Overall Record** 16-20-3  
**2008-09 HEA Record / Finish** 10-14-3 / 7th  
**Lettermen Returning / Lost:** 21/8  
**Program Record / Years:** 526-724-79/77 yrs  
**Last NCAA Tournament:** Quarterfinals, 2007  
**Total NCAA Appearances:** 1

### UMASS HOCKEY WEEKLY RELEASE

#### MASSACHUSETTS (16-16-0, 11-14-0 HEA) AT #17 MAINE (16-13-3, 13-10-2 HEA)

Friday, March 5, 2010 • 7:00 P.M. (ET)  
Alfond Arena (5,641) • Orono, Maine  
Radio: 100.9 FM WRNX, 1060 AM WBIX  
Streaming Audio/Stats: [www.UMassAthletics.com](http://www.UMassAthletics.com)

#### MASSACHUSETTS (16-16-0, 11-14-0 HEA) AT #17 MAINE (15-12-3, 12-9-2 HEA)

Saturday, March 6, 2010 • 7:00 P.M. (ET)  
Alfond Arena (5,641) • Orono, Maine  
Television: WABI-TV  
Radio: 100.9 FM WRNX, 1060 AM WBIX  
Streaming Audio/Stats: [www.UMassAthletics.com](http://www.UMassAthletics.com)



### MUST WIN WEEKEND AS UMASS HEADS TO MAINE WITH PLAYOFF FATE ON THE LINE

- It's a must win weekend as the Minutemen head to Maine for a pair of games that will determine UMass' play-off future. Currently in ninth place in the league standings, UMass is just a point behind Merrimack for eighth place and two points behind Boston University, Northeastern and Vermont who are tied for fifth.
- UMass won the earlier meeting with Maine, 5-3, in the Mullins Center back on Oct. 23. UMass has won the last three meetings with the Black Bears which have all been at home.

### BROADCAST INFORMATION

- This weekend's game will be broadcast on 100.9 FM WRNX (Springfield) and 1060 AM WBIX (Boston) with John Hennessey calling the play-by-play, Brock Hines calling the color commentary. The pregame show will begin 30 minutes prior to the opening face-off. Live stats and an interactive game blog can be found at [UMassAthletics.com](http://UMassAthletics.com).

### 2009-10 STAT LEADERS

| Name          | GP | G  | A  | Pts. | PIM   | +/- |
|---------------|----|----|----|------|-------|-----|
| James Marcou  | 32 | 10 | 33 | 43   | 18-36 | -4  |
| Casey Wellman | 32 | 19 | 17 | 36   | 14-36 | -8  |
| Will Ortiz    | 32 | 13 | 13 | 26   | 15-33 | -8  |
| Justin Braun  | 32 | 3  | 20 | 23   | 11-22 | +2  |
| Matt Irwin    | 32 | 6  | 14 | 20   | 7-14  | -9  |

| Name       | GP-GS | Min.    | GAA  | sv%  | W-L-T   |
|------------|-------|---------|------|------|---------|
| P. Dainton | 26-25 | 1498:34 | 2.96 | .905 | 13-13-0 |
| Dan Meyers | 8-7   | 422:02  | 3.41 | .872 | 3-3-0   |

### ICE SHAVINGS

- Junior All-American and Hobey Baker nominee **JAMES MARCOU** ranks 2nd all-time at UMass in career assists (89) and is 4th in career points (122). He ranks 8th nationally in points (43) and ranks 3rd in assists (33).
- **CASEY WELLMAN** ranks 13th nationally in goals per game, 11th in power play goals and 5th in game-winning goals.
- **WILL ORTIZ** has a career high 13 goals and 26 points this season.
- UMass is 15-2-0 when leading or tied after the second period.
- UMass is 12-8-0 in Friday or non-traditional day games, but 4-8-0 in Saturday contests.
- Scoring depth is important for success this season as UMass is 11-5-0 this season when a defenseman scores a goal.
- UMass has won season series against UMass Lowell, Vermont, and Providence.
- UMass was 5-4 in January which marks the first winning record in the month since 2006-07 (4-2-1). In the last two seasons combined, UMass was 2-9-3.
- UMass set a school record for average home attendance (5,313) which ranks 12th nationally. That mark is nearly 300 more than the previous school record of 5,017 set in 2007-08.

| MASSACHUSETTS      |          |                | MAINE              |          |                |
|--------------------|----------|----------------|--------------------|----------|----------------|
| Stat               | HEA Rank | 9th            | Stat               | HEA Rank | 3rd            |
| Goals/GM           | 8th      | 2.78           | Goals/GM           | 1st      | 3.78           |
| GAA                | 6th      | 3.16           | GAA                | 10th     | 3.38           |
| PIM                | 5th      | 13.2           | PIM                | 3rd      | 14.8           |
| Power Play         | 6th      | 31-159 (19.5)  | Power Play         | 1st      | 52-180 (28.9)  |
| Penalty Kill       | 9th      | 104-132 (78.8) | Penalty Kill       | 8th      | 127-159 (79.9) |
| Assists/GM         |          | 4.81           | Assists/GM         |          | 6.72           |
| Penalties/GM       |          | 5.5            | Penalties/GM       |          | 6.3            |
| Shots/GM           |          | 31.9           | Shots/GM           |          | 29.8           |
| Shorthanded Goals  |          | 2              | Shorthanded Goals  |          | 5              |
| Home Record        |          | 8-7-0          | Home Record        |          | 10-3-1         |
| Away Record        |          | 7-8-0          | Away Record        |          | 4-10-1         |
| Neutral Record     |          | 1-1-0          | Neutral Record     |          | 2-0-1          |
| Scoring Margin:    |          |                | Scoring Margin:    |          |                |
| • 1-goal           |          | 6-3            | • 1-goal           |          | 3-2            |
| • 2-goal           |          | 4-4            | • 2-goal           |          | 5-3            |
| • 3+ goal          |          | 6-9            | • 3+ goal          |          | 8-8            |
| First Goal For     |          | 10-3-0         | First Goal For     |          | 10-6-3         |
| First Goal Against |          | 6-13-0         | First Goal Against |          | 6-7-0          |

**2008-09 UMASS SCHEDULE / RESULTS**

**16-20-3, 10-14-3 HEA**

| Day     | Opponent                         | Time        |
|---------|----------------------------------|-------------|
| OCT. 4  | NEW BRUNSWICK 1                  | W, 6-0      |
| OCT. 10 | vs. #11 Michigan State 2         | L, 1-3      |
| OCT. 11 | vs. #5 North Dakota 2            | W, 3-2      |
| OCT. 21 | at Rensselaer                    | W, 6-0      |
| OCT. 24 | at #4 New Hampshire *            | T, 1-1 (ot) |
| OCT. 31 | PROVIDENCE *                     | W, 9-4      |
| NOV. 1  | at Providence * (COX-TV)         | W, 5-1      |
| NOV. 8  | at Merrimack *                   | L, 1-3      |
| NOV. 14 | #1 BOSTON UNIVERSITY *           | W, 5-1      |
| NOV. 15 | UMASS-LOWELL *                   | L, 0-2      |
| NOV. 21 | at #4 Boston College *           | L, 0-2      |
| NOV. 22 | #4 BOSTON COLLEGE *              | W, 4-3 (ot) |
| NOV. 25 | #13 VERMONT * (CN8 TV)           | L, 2-3 (ot) |
| NOV. 28 | ST. LAWRENCE                     | W, 3-4      |
| DEC. 5  | CONNECTICUT                      | W, 5-1      |
| DEC. 12 | AMERICAN INTERNATIONAL           | W, 4-0      |
| Dec. 28 | vs. Bemidji St 3                 | L, 2-4      |
| Dec. 29 | vs. Army 3                       | W, 4-1      |
| JAN. 4  | #10 CORNELL                      | L, 2-5      |
| JAN. 9  | #13 NEW HAMPSHIRE *              | T, 2-2 (ot) |
| Jan. 10 | at #13 New Hampshire *           | L, 2-3 (ot) |
| JAN. 16 | PROVIDENCE *                     | L, 4-5      |
| Jan. 17 | at UMass-Lowell *                | W, 4-3      |
| Jan. 23 | at #7 Vermont *                  | L, 1-2      |
| Jan. 24 | at #7 Vermont *                  | T, 1-1 (ot) |
| JAN. 30 | #3 NORTHEASTERN *                | W, 6-4      |
| Feb. 1  | at Maine * (ESPNU)               | L, 1-2      |
| Feb. 6  | at #12 Boston College *          | L, 0-2      |
| FEB. 7  | UMASS-LOWELL *                   | L, 1-2      |
| FEB. 13 | #2 NORTHEASTERN *                | L, 3-5      |
| Feb. 14 | at #2 Northeastern *             | W, 4-1      |
| FEB. 20 | MAINE *                          | W, 4-3 (ot) |
| FEB. 21 | MAINE *                          | W, 4-3      |
| FEB. 27 | #1 BOSTON UNIVERSITY * (NESN)    | L, 3-6      |
| Feb. 28 | at #1 Boston University *        | L, 2-7      |
| Mar. 6  | at Merrimack *                   | L, 2-3 (ot) |
| MAR. 7  | MERRIMACK *                      | W, 6-1      |
| Mar. 13 | at #4 Northeastern 4             | W, 2-1      |
| Mar. 14 | at #4 Northeastern 4 (NESN)      | L, 1-4      |
| Mar. 15 | at #4 Northeastern 4 (if needed) | L, 2-3 (ot) |

BOLD CAPS denotes home game at the Mullins Center; \* denotes Hockey East game; 1 denotes exhibition at Mullins Center Practice Rink; 2 denotes Ice Breaker Tournament at Agganis Arena; 3 denotes Ledyard Bank Invitational at Dartmouth; 4 denotes Hockey East Quarterfinals; 5 denotes Hockey East Championship Weekend at TDBanknorth Garden; All times are Eastern; Dates & Times subject to change; For ticket information call 1-866-UMASS-TIX or

**QUICKEST 10 WINS IN MODERN ERA HISTORY**

• UMass' 4-1 win over Merrimack on Dec. 12 gave the Minutemen their 10th win of the season and tied the program's fastest date to reach double-digits in the win column. The quickest calendar date which UMass reached double-digit wins was on Dec. 12 of the 2002-03 season - ironically the same date UMass reach 10 this year, just seven seasons later. If you go by games, UMass reached 10 wins the earliest in 1971-72 winning 10 of its first 12 games.

**THE SERIES WITH MAINE**

- All-time, Maine leads the series with UMass 39-14-5 after UMass won two-of-three games last season. The series began in 1978 with the Black Bears winning 13 of the first 14 meetings. Since 2005-06, however, the series has been more balanced at 8-7-1 in favor of the Minutemen.
- UMass punched its ticket to the NCAA Tournament in 2006-07 with a four-game sweep over Maine winning a pair of regular-season ending games followed by a two-game sweep of the Hockey East Quarterfinals. The Black Bears, however, defeated UMass 3-1 in the NCAA Quarterfinals later that postseason.
- One of the greatest Hockey East games of all time was played between UMass and Maine. In 2004, the two teams met for the Hockey East Championship Game. The result was a 2-1 win for the Black Bears after three overtimes.

**LEADERS VS. MAINE**

| PLAYER  | GP | G | A | PTS | PIM  |
|---------|----|---|---|-----|------|
| Marcou  | 7  | 3 | 9 | 12  | 3-6  |
| Braun   | 13 | 0 | 8 | 8   | 1-10 |
| Wellman | 4  | 3 | 4 | 7   | 2-4  |

|         | GP/GS | GAA  | Sv%  | W-L-T |
|---------|-------|------|------|-------|
| Dainton | 7/7   | 3.17 | .883 | 4-2-0 |
| Meyers  | 1/0   | 2.62 | .923 | 0-1-0 |

**LAST TIME OUT: UMASS 1, BOSTON COLLEGE 2**

- It was a heartbreaking overtime loss for UMass last Friday as the Minutemen fell 2-1 at Conte Forum in the only game of the weekend. Brett Watson scored the only goal for UMass - his first goal in 82 games. The game saw its only scoring in the second period as Joe Whitney scored 18 seconds into the frame followed by Watson's tying marker.
- Chris Kreider scored at the 2:02 mark of overtime to win the game for BC. Paul Dainton made 31 saves in goal for UMass, while Parker Milner made 34 stops for BC.

**UP NEXT: HOCKEY EAST QUARTERFINALS**

- The Hockey East Quarterfinals will begin next weekend, March 13-15, at the campus locations of the top four teams in the final regular-season standings.
- New Hampshire, Boston College and Maine are the only three teams to have secured their play-off future. UNH and BC have also secured home ice for the quarterfinals.

**TRENDS OVER THE LAST FIVE GAMES**

- The last five games have been a bit of a tough stretch offensively for UMass with the Minutemen going 0-5 in those contests. The Minutemen are averaging 1.0 goals per game and are just 1-for-21 on the power play. The first two periods have been especially tough on UMass as the Minutemen are being outscored 10-3 in those frames.
- Defensively, UMass is allowing 3.4 goals per game and allowing teams to average 27 shots per game. On special teams, the defense has allowed the opposition to convert 7-of-22 power play chances (31.8%).

**POWER PLAY NEEDS A BOOST**

- UMass has scored a power play goal in just one of the last six games going 1-for-27. For the season, UMass is 11-5 when scoring a power play goal and 5-11 when failing to do so. UMass is 6-1 when scoring multiple power play goals in a game and 2-5 when allowing multiple power play goals.

**WEEKLY RANKINGS**

| Week    | USAToday | USCHO |
|---------|----------|-------|
| Oct. 5  | n/a      | RV    |
| Oct. 12 | RV       | RV    |
| Oct. 19 | RV       | RV    |
| Oct. 26 | RV       | 17    |
| Nov. 2  | RV       | 19    |
| Nov. 9  | 10       | 14    |
| Nov. 16 | 11       | 11    |
| Nov. 23 | 10       | 9     |
| Nov. 30 | 9        | 9     |
| Dec. 7  | 15       | 15    |
| Dec. 14 | 15       | 15    |
| Jan. 4  | RV       | 16    |
| Jan. 11 | RV       | 19    |
| Jan. 18 | 15       | 15    |
| Jan. 25 | 14       | 15    |
| Feb. 1  | 15       | 15    |
| Feb. 8  | RV       | 18    |
| Feb. 15 | RV       | 18    |
| Feb. 22 | n/a      | RV    |
| Mar. 1  | n/a      | n/a   |

**COACHING FACTS**

**MASSACHUSETTS (16-16-0, 11-14-0 HEA)**  
 Head Coach: Don Cahoon (Boston University '72)  
 Cahoon's Overall Record 325-355-67 (23rd Year)  
 Cahoon's Record At UMass 145-182-31 (10th year)  
 Cahoon's Record vs. ME 13-21-3

**#17 MAINE (16-13-3, 13-10-2 HEA)**

Head Coach: Tim Whitehead (Hamilton '85)  
 Whitehead's Overall Record 272-217-47 (14th year)  
 Whitehead's Record at ME 196-122-36 (9th year)

**WEEKLY HONORS**

- HEA PERFORMER OF THE MONTH**  
 James Marcou (Oct. POTW)  
 Casey Wellman (Nov. - Runner-Up)
- HEA GOALIE OF THE MONTH**  
 Paul Dainton (Oct. - Runner-Up)  
 Paul Dainton (Nov. GOTM)
- HEA PERFORMER OF THE WEEK**  
 James Marcou (Oct. 12)  
 Casey Wellman (Nov. 30)
- HEA ROOKIE OF THE WEEK**  
 David Boehm (Nov. 16)
- HEA DEFENSIVE OF THE WEEK**  
 Paul Dainton (Oct. 19; Dec. 14, Jan. 18)
- UMASS ATHLETE OF THE WEEK**  
 Paul Dainton (Oct. 19)  
 James Marcou (Oct. 14, Nov. 23)  
 Will Ortiz (Dec. 14, Jan. 11)  
 Casey Wellman (Nov. 30, Jan. 5)
- COMMISSIONER'S ASSO. NAT'L PLAYER OF MONTH**  
 James Marcou (Oct. - Runner-Up)
- UCONN TOYOTA CLASSIC TOURNAMENT TEAM**  
 James Marcou, Casey Wellman
- THREE STARS OF THE GAME**  
 David Boehm - 1st, 11/13  
 Justin Braun - 2nd, 10/23; 2nd, 1/10; 3rd, 1/16  
 Paul Dainton - 3rd, 10/16; 3rd, 10/23; 1st, 1/16  
 Matt Irwin - 3rd, 10/31  
 Brian Keane - 1st, 10/30  
 James Marcou - 1st, 10/23; 2nd, 11/24; 3rd, 12/4; 3rd, 1/10; 2nd, 1/15; 2nd, 1/23  
 Michael Marcou - 1st, 1/15  
 Will Ortiz - 1st, 10/16; 2nd, 11/14; 1st, 12/12; 1st, 1/10  
 T.J. Syner - 3rd, 12/12  
 Casey Wellman - 3rd, 10/30; 2nd, 11/13; 1st, 11/24; 2nd, 12/12; 3rd, 1/2; 1st, 1/23

**2009-10 STANDINGS (Mar. 1)**

|                     | Hockey East |    |    |   |     |    |    | Overall |    |   |     |     |
|---------------------|-------------|----|----|---|-----|----|----|---------|----|---|-----|-----|
|                     | GP          | W  | L  | T | Pts | GF | GA | W       | L  | T | GF  | GA  |
| 1 New Hampshire     | 25          | 15 | 5  | 5 | 35  | 93 | 71 | 16      | 10 | 6 | 111 | 102 |
| 2 Boston College    | 25          | 15 | 8  | 2 | 32  | 93 | 56 | 20      | 10 | 2 | 120 | 77  |
| 3 Maine             | 25          | 13 | 10 | 2 | 28  | 90 | 81 | 16      | 13 | 3 | 121 | 108 |
| 4 UMass Lowell      | 25          | 11 | 11 | 3 | 25  | 76 | 69 | 17      | 14 | 3 | 104 | 83  |
| 5 Boston University | 25          | 11 | 12 | 2 | 24  | 84 | 84 | 14      | 15 | 3 | 104 | 107 |
| Northeastern        | 25          | 11 | 12 | 2 | 24  | 63 | 78 | 16      | 14 | 2 | 86  | 91  |
| Vermont             | 25          | 9  | 10 | 6 | 24  | 75 | 76 | 15      | 11 | 6 | 102 | 93  |
| 8 Merrimack         | 25          | 11 | 13 | 1 | 23  | 76 | 84 | 14      | 17 | 1 | 98  | 107 |
| 9 Massachusetts     | 25          | 11 | 14 | 0 | 22  | 63 | 81 | 16      | 16 | 0 | 89  | 101 |
| 10 Providence       | 25          | 5  | 17 | 3 | 13  | 45 | 78 | 10      | 19 | 3 | 67  | 93  |

**2008-09**

**POSTSEASON HONORS**

- AHCA REEBOK ALL-AMERICA  
 James Marcou - SECOND TEAM
- HOCKEY EAST ALL-CONFERENCE  
 James Marcou - FIRST TEAM  
 Justin Braun - SECOND TEAM  
 Casey Wellman - ROOKIE TEAM
- HOCKEY EAST ALL-ACADEMIC TEAM  
 Scott Crowder  
 Brian Keane  
 Doug Kublin  
 Ryan Leary  
 Michael Lecomte  
 James Marcou  
 Martin Nolet\*  
 Cory Quirk  
 T.J. Syner  
 Brett Watson  
 Casey Wellman  
 John Wessbecker  
 \* Nolet also named to Academic All-Star Team
- NEW ENGLAND HOCKEY WRITERS ALL-STAR TEAM  
 James Marcou

| MAINE SERIES                                                            | MAINE YEARLY                | MAINE YEARLY                 | MAINE YEARLY                 | MAINE YEARLY | MAINE YEARLY | MAINE YEARLY |
|-------------------------------------------------------------------------|-----------------------------|------------------------------|------------------------------|--------------|--------------|--------------|
| Series Record: 14-38-5                                                  | Dec. 26, 1978 A L, 3-8      | Mar. 7, 2003 A W, 4-2        | Nov. 21, 2003 H T, 1-1 (ot)  |              |              |              |
| In Amherst: 11-11-4                                                     | Dec. 27, 1978 A L, 3-13     | Jan. 16, 2004 A L, 0-3       | Jan. 16, 2004 A L, 0-3       |              |              |              |
| In Orono: 3-25-1                                                        | Jan. 27, 1995 H L, 2-7      | Jan. 17, 2004 A W, 1-0       | Jan. 17, 2004 A W, 1-0       |              |              |              |
| Neutral Sites: 0-2-0                                                    | Jan. 28, 1995 H W, 4-2      | Mar. 20, 2004 N L, 1-2 (3OT) | Mar. 20, 2004 N L, 1-2 (3OT) |              |              |              |
| Regular Season: 10-36-5                                                 | Feb. 11, 1995 A L, 0-7      | Nov. 19, 2004 A L, 2-6       | Nov. 19, 2004 A L, 2-6       |              |              |              |
| Postseason: 4-2-0                                                       | Mar. 11, 1995 A L, 4-7      | Jan. 14, 2005 H T, 2-2 (ot)  | Jan. 14, 2005 H T, 2-2 (ot)  |              |              |              |
| First Meeting: 12/26/78 at<br>Maine, L, 3-8                             | Jan. 9, 1996 H L, 1-7       | Jan. 15, 2005 H L, 2-5       | Jan. 15, 2005 H L, 2-5       |              |              |              |
| Most Recent Meeting: 10/23/09<br>at UMass, W, 5-3                       | Jan. 26, 1996 A L, 3-6      | Oct. 29, 2005 H L, 0-4       | Oct. 29, 2005 H L, 0-4       |              |              |              |
| Current Streak: 3 Wins                                                  | Jan. 27, 1996 A L, 3-6      | Mar. 3, 2006 A T, 2-2 (ot)   | Mar. 3, 2006 A T, 2-2 (ot)   |              |              |              |
| Last Five Games: 3-2-0                                                  | Feb. 14, 1997 H L, 4-6      | Mar. 4, 2006 A L, 3-5        | Mar. 4, 2006 A L, 3-5        |              |              |              |
| Last Ten Games: 6-4-0                                                   | Feb. 15, 1997 H L, 1-8      | Oct. 28, 2006 A L, 1-4       | Oct. 28, 2006 A L, 1-4       |              |              |              |
| One goal Games: 5-7-0                                                   | Mar. 1, 1997 A L, 3-10      | Mar. 2, 2007 H W, 3-1        | Mar. 2, 2007 H W, 3-1        |              |              |              |
| Overtime Games: 1-3-5                                                   | Feb. 13, 1998 A L, 1-6      | Mar. 3, 2007 H W, 5-3        | Mar. 3, 2007 H W, 5-3        |              |              |              |
| Most UMass Goals: 5 (6x), last<br>10/23/09, W, 5-3                      | Feb. 14, 1998 A L, 2-12     | Mar. 9, 2007 H W, 3-2        | Mar. 9, 2007 H W, 3-2        |              |              |              |
| Largest UMass Margin of Victory:<br>3 - 3/10/07 - W, 5-2                | Mar. 7, 1998 H T, 5-5 (ot)  | Mar. 10, 2007 H W, 5-2       | Mar. 10, 2007 H W, 5-2       |              |              |              |
| Most Maine Goals: 13 - 12/27/78<br>- L, 3-13                            | Nov. 13, 1998 H W, 2-1      | Mar. 24, 2007 N L, 1-3       | Mar. 24, 2007 N L, 1-3       |              |              |              |
| Largest Maine Margin of Victory:<br>10 (2x), last on 2/14/98,<br>L-2-12 | Nov. 14, 1998 H T, 1-1 (ot) | Feb. 2, 2008 H W, 5-3        | Feb. 2, 2008 H W, 5-3        |              |              |              |
| Last UMass Shutout: 1/17/04<br>- W, 1-0                                 | Jan. 17, 1999 A L, 0-5      | Feb. 23, 2008 A L, 2-3       | Feb. 23, 2008 A L, 2-3       |              |              |              |
| Last Maine Shutout: 10/29/05<br>- L, 0-4                                | Mar. 11, 1999 A L, 1-3      | Feb. 24, 2008 A L, 4-5 (ot)  | Feb. 24, 2008 A L, 4-5 (ot)  |              |              |              |
|                                                                         | Mar. 12, 1999 A L, 2-5      | Feb. 1, 2009 A L, 1-2        | Feb. 1, 2009 A L, 1-2        |              |              |              |
|                                                                         | Jan. 11, 2000 H L, 2-4      | Feb. 20, 2009 H W, 4-3 (ot)  | Feb. 20, 2009 H W, 4-3 (ot)  |              |              |              |
|                                                                         | Feb. 11, 2000 A L, 2-5      | Feb. 21, 2009 H W, 4-3       | Feb. 21, 2009 H W, 4-3       |              |              |              |
|                                                                         | Feb. 12, 2000 A L, 2-5      | Oct. 23, 2009 H W, 5-3       | Oct. 23, 2009 H W, 5-3       |              |              |              |
|                                                                         | Dec. 14, 2000 A L, 2-3      |                              |                              |              |              |              |
|                                                                         | Feb. 9, 2001 H L, 2-3 (ot)  |                              |                              |              |              |              |
|                                                                         | Feb. 10, 2001 H L, 1-5      |                              |                              |              |              |              |
|                                                                         | Nov. 30, 2001 H L, 1-6      |                              |                              |              |              |              |
|                                                                         | Feb. 22, 2002 A L, 1-7      |                              |                              |              |              |              |
|                                                                         | Feb. 23, 2002 A L, 0-7      |                              |                              |              |              |              |
|                                                                         | Nov. 9, 2002 A L, 0-1       |                              |                              |              |              |              |
|                                                                         | Dec. 29, 2002 N L, 3-8      |                              |                              |              |              |              |
|                                                                         | Feb. 21, 2003 H W, 4-2      |                              |                              |              |              |              |
|                                                                         | Feb. 22, 2003 H L, 0-4      |                              |                              |              |              |              |
|                                                                         | Mar. 6, 2003 A W, 5-3       |                              |                              |              |              |              |

**LOOKING AT HOW UMASS WINS**

- When UMass wins this season, it's with big offensive outputs. The Minutemen average 4.0 goals per game, take 31.3 shots and are 23-of-82 (28.0) on the power play. Defensively, UMass holds opposing teams to just 1.9 goals per game and has allowed just 8-of-64 (12.5%) power play conversion against. First period scoring is an edge as UMass outscores opponents 14-to-8 along with a big third period advantage (26-to-8).
- When UMass loses, those numbers flip-flop with the Minutemen averaging 1.6 goals per game and allowing 4.4 goals per game. The power play drops to 8-for-76 (10.5%) and opponents have converted 20-of-65 extra man advantages (30.8%).

**STORY LINES AGAINST MAINE**

- James Marcou, a 2008-09 All-American and front runner for this year's Hobey Baker Award, scored his 100th point at Vermont (11/24) after posting five assists. He is 8th in the country in points (43) and third in assists (33).
- This weekend's match-up will feature two of the country's top point producing forwards in James Marcou for UMass and Gustav Nyquist of Maine. For much of the year, Marcou held the national lead in points and assists, but has been in a scoring slump of late. Nyquist has continued to have the hot hand as part of Hockey East's top offense and power play units. He currently leads the country with 54 points (17g, 34a). His 34 assists leads the nation as well.
- UMass has won three straight against Maine, however all three of those meetings were at home. The last time UMass won at Alfond Arena was Jan. 17, 2004 - since then UMass has gone 0-6-1. In the 2003 Hockey East Quarterfinals, UMass swept Maine at Alfond Arena winning 5-3 and 4-2 to advance to the Championship Semifinals.
- Several UMass Division I individual records are close to being re-written. James Marcou broke the single-season assists (33) record and is closing in on the points records (47). Casey Wellman is closing in on the season goals record (26), points record, and power play goals for a season (10) record. He also needs 8 more power play goals for the career record (22).
- The win over Union gave UMass its most wins in the first half of a season in program history (11).
- For the second straight season, UMass earned a win over a defending NCAA National Champion with the 3-2 victory over Boston University. In 2008-09 the Minutemen defeated Boston College 4-3 in overtime. UMass is now 2-18 all-time vs. defending national champions. The win over BU was the first in eight games against the Terriers after they won a national championship.
- Brett Watson will once again serve as a team captain. Justin Braun will also wear the 'C' on his sweater after being named an assistant captain midway through last season. James Marcou and Martin Nolet will both serve as assistant captains this year.

**KEY NOTES**

- UMass is 15-2-0 when leading or tied after the second period.
- UMass is 12-8-0 in Friday or non-traditional day games, but 4-8-0 in Saturday contests.
- With an average of 5,313 fans at home this year, UMass set a new school record for average attendance.
- UMass' 8-2-0 record is the 2nd best opening 10-game record in program history. In 1971-72, UMass was 9-1-0, while in 2003-04 UMass was also 8-2-0.
- James Marcou has assisted on 16 of Casey Wellman's 19 goals this season including all 9 of his power play scores.
- Casey Wellman is closing in on the sophomore class record for Points (47) and Goals (21). He holds the records for Power Play Goals (9) and Game-Winning Goals (5).
- James Marcou is closing in on the junior class records for Points (46). He holds the class record and single season record for assists (33).
- Paul Dainton has set the junior class record for wins (13).

**MARCOU ONE OF NATION'S FRONT RUNNERS FOR HOBEY BAKER AWARD**

- James Marcou enters the weekend with 122 points in 107 career games. His 33 assists this season broke his single-season UMass record of 32 which he set last year. His 47 points last year were tied for the fourth-best single-season effort. His 89 career assists ranks 2nd overall at UMass, while his 122 points ranks 4th all-time. He needs 5 assists to move into first all-time at UMass with Rob Bonneau (94) and 32 points to move into 3rd with Warren Norris (154).
- Marcou is the third leading career scorer among all Hockey East Players.
- He became just the sixth All-American at UMass including the third in the modern era joining Thomas Pock (2004) and Jon Quick (2007).

**MARCOU 9TH UMASS PLAYER TO GET 100 PTS**

- With his career-high five assist night at Vermont (11/24), James Marcou became just the ninth player in UMass history to eclipse the 100 point barrier. He is the second player to do so in the past two seasons as Cory Quirk finished his career last year with 103 points.
- Marcou is just the fourth player in program history to get 100 points as a junior - Pat Keenan, Rob Bonneau and Warren Norris each did so as well.
- If Marcou keeps up his scoring pace, he could well move into second place next season. Bonneau ranks second all-time with 166 points, while Keenan holds the school record with 180 points.

**MARCOU'S FIVE HELPERS A RECORD**

- James Marcou's five assists at Vermont (11/24) was a UMass Division I record. In fact, no player since Ron Pozzo in 1957 has had five or more assists in one game. Pozzo holds the overall school record with six assists against Wesleyan in Jan. 1957.

**MARCOU ONE OF NATION'S SCORING LEADERS**

- One of the front runners for the Hobey Baker Award this year, James Marcou's 43 points through 32 games ranks him 8th nationally following the losses to Boston College. The junior from Kings Park, N.Y., is averaging 1.34 points per game. He now stands 11 points out of the national lead which he held for much of the season.
- Marcou's 33 assists is third in the nation overall and on second on a per game basis (1.03 apg). Marcou's 33 assists this season breaks the UMass single-season record which he set last year (32).
- Marcou is also third in Hockey East in points, second in assists, and first in power play points (3-18-21).

**THE S.W.A.R.M. LINE**

- UMass' top line of T.J. Syner, Casey Wellman and James Marcou may be one of the fastest and creative playmaking trios in the country. Against RPI, the line accounted for eight of UMass' 15 points in the game. Against Maine, the line combined for seven points (3g, 4a) with each player scoring a goal. At Vermont (11/24), Casey Wellman tallied a hat trick in the second period alone, while James Marcou had a career-high five assists. In the comeback win over Union, the line tallied 8 points with two goals from Wellman and three assists from Marcou. For the season, the trio has 95 of UMass' 243 total points.
- The line features the 2008-09 Hockey East Rookie Leading Scorer in Wellman and the league's regular-season third highest scorer Marcou.
- In addition to time on regular shifts, all three are regulars on the power play, while Syner and Wellman also play on the penalty kill.

**TAKE HIM OUT TO DINNER**

• Casey Wellman a natural goal scorer, but he may have to take James Marcou out to dinner following the season. Of Wellman's 19 goals this year, Marcou has factored into 16 including all nine power play goals. A natural compliment of speed (Marcou), size (Wellman), and vision on the ice (both), the duo are one of the most dynamic pairs in all of college hockey.

**WELL, WELL MR. WELLMAN**

• Sophomore Casey Wellman enters the weekend ranking second on the team in points with 19 goals and 17 assists. The Hockey East Rookie Scoring leader in 2008-09 has scored 9 of his 19 goals on the power play. His biggest goal of the year has been the game-tying goal against New Hampshire (11/13) with just 11 seconds left in regulation. At Vermont, he posted a hat trick in the second period alone - UMass first hat trick performance since 2007-08.

• In Hockey East, Wellman is 8th in overall points (36), 3rd in goals scored, is tied for 19th in assists, ranks 6th in power play points (9-8-17), and leads the league in power play goals (9) and tied for game-winning goals (5).

• Nationally, he ranks 35th in points per game (1.12), is 13th in goals per game (0.59), ranks 11th in power play goals, and is tied for 5th in game-winning goals (5).

• Wellman currently has 69 points in 71 career games with 30 goals and 39 assists.

**MARCOU, WELLMAN SEMIFINALISTS FOR WALTER BROWN**

• Junior All-American James Marcou and sophomore center Casey Wellman, both among the top leaders nationally in points, have been named semifinalists for the 58th Annual Walter Brown Award. Marcou currently ranks seventh nationally in points, while Wellman ranks ninth in goals scored.

• Considered two of the top players in college hockey today, this marks the third year that Marcou is a semifinalist and the first for Wellman. Marcou is one of the top candidates for the Hobey Baker Award as well, while Wellman, who led Hockey East in Rookie Scoring a year ago, is one of the top offensive threats in the league and the nation.

**NOLET A FINALIST FOR LOWES SENIOR CLASS AWARD**

• Senior Martin Nolet has been named a finalist for the Lowes Senior CLASS Award as announced on Feb. 4. Fans can vote online for Nolet at [www.seniorclassaward.com](http://www.seniorclassaward.com). The online vote counts for 1/3 of the ballot, while the other 2/3 is determined by NCAA Division I coaches and national media members.

• Nolet and fellow senior Brett Watson were both on the initial list of 20 nominees for the award as UMass is the only team to have two on the initial list.

• The award is given annually to the collegiate hockey senior who exhibits character, community service, classroom excellence and is a major contributor on the ice.

**WATSON A NOMINEE FOR HUMANITARIAN AWARD**

• Senior captain Brett Watson is a nominee for the Hockey Humanitarian Award which acknowledges the accomplishments of personal character, scholarship, and the giving of oneself off the ice to the larger community. The Humanitarian Award is meant to be seen as a true measure of a person's worth, not just as an athlete, but as someone who embodies those values that merit our recognition.

• Watson is nominated primarily for his work off the ice as part of the Big Brothers/Big Sisters organization, but also for his unselfish play on the ice, hard work in the classroom, and leadership by example. Watson is a three time Hockey East All-Academic Team honoree, has been given the team's Jack Canniff Unsung Hero Award each of the past three seasons, and is a two-time team captain.

**A PAIR OF DRAFT PICKS ANCHOR BLUE LINE**

• Martin Nolet and Justin Braun started each game last season as UMass' top defensive pair - their first season as line mates. Nolet was a 5th-round draft pick by Los Angeles in the 2006 draft (144th overall), while Braun was a 7th-round draft pick by San Jose in the 2007 draft (201st overall).

• Both players have been key on special teams as they are both on the top power play and penalty kill units.

• For the two seasons prior to 2008-09, Nolet started every game paired with captain Mike Kostka, while Braun was paired with David Leaderer.

**BRAUN ONE OF HEA'S TOP D-MEN**

• Senior defenseman Justin Braun is not only one of the best defensemen for the Minutemen, but he is one of the best in the entire league. Braun plays on the top power play and penalty kill lines and is one of the team leaders in minutes played. He averages over 30 minutes of ice time per game.

• The 2009 member of the Hockey East All-Conference Second Team was the 201st pick overall last season in the NHL Draft by the Pittsburgh Penguins who traded his rights to the San Jose Sharks.

• He ranks 18th nationally in defenseman scoring (3-20-23). He is 2nd on the team in assists and career pts (80).

**DAINTON CONTINUES TO IMPRESS**

• Junior goalie Paul Dainton continues his year-to-year improvement and is establishing himself as one of UMass' best between the pipes. He currently ranks 3rd all-time at UMass with 37 career wins, fourth in minutes played (5,061 minutes), second in goals against average (2.64), fourth in saves (2,240) and second in save percentage (.909). The man ahead of him is none other than former All-American, NHL starter and Olympian Jon Quick.

• He made a career-high 42 saves in the win over UNH (11/13) and 39 in the win over #2 Boston Univ. (10/16).

**ORTIZ MAKING A DIFFERENCE**

• One of the top players, both in and out of the box score, has been Will Ortiz this season. Ortiz, a native from Framingham, Mass., has a career-high 13 goals and 13 assists as one of UMass' top scorers. However, it has been his play when he hasn't scored that has impressed coaches and fans. The senior has been skating at a torrid pace this season chasing after loose pucks, harrassing opponents defensively and generally giving the Minutemen a spark whenever he is on the ice. With 26 points in 32 games, this is his best offensive season since 2006-07 when he tallied 7 goals, 14 assists in 38 games. Ortiz also has a sense for the clutch goal as his school-record tying eight career game-winners lead the Minutemen - highlighted by 3 in 2008-09.

**MOST RECENT GOAL SCORED**

| Player     | Date     | Opponent             | GP Since |
|------------|----------|----------------------|----------|
| Braun      | 11/24/09 | at Vermont           | 21       |
| Carzo      | 1/30/10  | at Providence        | 6        |
| Concannon  | 1/16/10  | at UMass Lowell      | 9        |
| Czepiel    | 12/30/09 | vs. Bentley          | 14       |
| Donnellan  | ---      | ---                  | ---      |
| Hobbs      | 2/13/10  | at Northeastern      | 3        |
| Irwin      | 1/16/10  | at UMass Lowell      | 10       |
| Keane      | 1/29/10  | at Boston University | 2        |
| Kessler    | 2/2/08   | Maine                | 28       |
| Kublin     | 10/21/08 | at Rensselaer        | 48       |
| Langeraaap | 2/20/09  | Maine                | 26       |
| Leary      | ---      | ---                  | ---      |
| Lecomte    | 11/28/09 | at Quinnipiac        | 8        |
| Lefebvre   | ---      | ---                  | ---      |
| J. Marcou  | 2/19/10  | at Merrimack         | 2        |
| M. Marcou  | 2/13/10  | at Northeastern      | 3        |
| Nolet      | 1/29/10  | at Boston University | 7        |
| Olczyk     | 1/30/10  | at Providence        | 5        |
| Ortiz      | 2/13/10  | at Northeastern      | 3        |
| Raiola     | ---      | ---                  | ---      |
| Rowe       | ---      | ---                  | ---      |
| Saunders   | 2/07/09  | UMass Lowell         | 38       |
| Syner      | 1/9/10   | at New Hampshire     | 13       |
| Watson     | 2/26/10  | at Boston College    | Last     |
| Wellman    | 1/23/10  | Vermont              | 9        |

**MULTI-GOAL GAMES**

| Player        | Career | 09-10 |
|---------------|--------|-------|
| Matt Irwin    | 1      | 1     |
| Mike Lecomte  | 2      | 1     |
| James Marcou  | 5      | 0     |
| Will Ortiz    | 3      | 1     |
| Casey Wellman | 4      | 4     |

**MULTI-POINT GAMES**

| Player          | Career | 09-10 |
|-----------------|--------|-------|
| Justin Braun    | 18     | 7     |
| Rocco Carzo     | 1      | 1     |
| Danny Hobbs     | 1      | 1     |
| Matt Irwin      | 6      | 4     |
| Michael Lecomte | 6      | 2     |
| James Marcou    | 37     | 12    |
| Michael Marcou  | 1      | 1     |
| T.J. Syner      | 4      | 3     |
| Will Ortiz      | 13     | 7     |
| Casey Wellman   | 17     | 10    |
| Darren Rowe     | 1      | 1     |

**2009-10 POINT STREAKS**

| Player        | Stats              | Dates            | Games |
|---------------|--------------------|------------------|-------|
| James Marcou  | 2 goal, 15 assists | 11/14/09-1/2/10  | 10    |
| Matt Irwin    | 8 goals, 5 assists | 3/13/09-10/31/09 | 8     |
| Justin Braun  | 2 goal, 5 assists  | 11/8/09-11/24/09 | 5     |
| Mike Lecomte  | 3 goals, 2 assists | 11/6/09-11/14/09 | 4     |
| Will Ortiz    | 2 goals, 4 assists | 11/6/09-11/14/09 | 4     |
| Casey Wellman | 2 goals, 3 assists | 1/2/10-1/15/10   | 4     |

**PERIOD STAT BREAKDOWN**

Most goals scored by period:

|                  |                                                                                 |
|------------------|---------------------------------------------------------------------------------|
| <b>First:</b>    | UMass: 3 vs. Maine (10/23)<br>Opp: 4 (2x) last vs. Boston College (2/5)         |
| <b>Second:</b>   | UMass: 4 at Vermont (11/24)<br>Opp: 3 (3x) last vs. Boston College (2/5)        |
| <b>Third:</b>    | UMass: 3, (3x) last vs Union (12/29)<br>Opp: 3 (3x) last at Northeastern (2/13) |
| <b>Overtime:</b> | UMass: 1, (2x) last at Yale (11/19)<br>Opp: 1 at Quinnipiac (11/28)             |

Most shots taken by period:

|                  |                                                                               |
|------------------|-------------------------------------------------------------------------------|
| <b>First:</b>    | UMass: 18 vs. Merrimack (12/12)<br>Opp: 16 (2x) last vs. Boston College (2/5) |
| <b>Second:</b>   | UMass: 20 vs UNH (11/14)<br>Opp: 18 (vs UNH,11/13; at UML, 12/5)              |
| <b>Third:</b>    | UMass: 21 vs Providence (10/31)<br>Opp: 20 at Quinnipiac (11/28)              |
| <b>Overtime:</b> | UMass: 3 vs. UNH (11/13)<br>Opp: 2 vs. UNH (11/13)                            |

Fewest shots taken by period:

|                  |                                                                             |
|------------------|-----------------------------------------------------------------------------|
| <b>First:</b>    | UMass: 4 at Boston Univ. (1/2)<br>Opp: 3 at Northeastern, (1/10)            |
| <b>Second:</b>   | UMass: 2 (at UMass Lowell, 1/16)<br>Opp: 4 (2x) last at Northeastern (1/10) |
| <b>Third:</b>    | UMass: 4 (2x) last at Merrimack (2/19)<br>Opp: 5 (at UMass Lowell, 1/16)    |
| <b>Overtime:</b> | UMass: 1 at Yale (11/19)<br>Opp: 1 (3x) last at Boston University (2/26)    |

**IRWIN FINDING HIS TOUCH**

• Sophomore blueliner Matt Irwin didn't just pick up where he left off his freshman campaign, he has carried his play to a whole new level to start the 2009-10 season. The Brentwood Bay, British Columbia native had an eight-game point streak in place until not registering a point in the Niagara series. The streak dated back to last season's Hockey East Quarterfinal series. Irwin is a pivotal part of not only the defensive unit but also as a member of the top power play unit. At UMass Lowell (1/16), he scored the game-winning goal with just 67 seconds left in regulation.

**WATSON A FACE-OFF LEADER**

• For the season, Brett Watson leads the team in the face-off dot at 307-of-547 (.561). Watson's best performance of the year was at Niagara where he was 16-for-19.

**WATSON SCORES AT BOSTON COLLEGE**

• Known primarily as one of the top defensive forwards in the country, Brett Watson is known for shutting down offensive players, not for scoring goals himself. However, at Boston College on Feb. 26 Watson took matters into his own hands netting his first goal in 82 games - just the third of his college career. The last time he scored a goal was Jan. 18, 2008 against Providence.

**BLUELINERS SEEING RED, HEARING FOG HORNS**

• Four of UMass' top 11 scorers this year are defensive players led by Justin Braun's 23 points (3g, 20a) and Matt Irwin's 20 points (6g, 14a). Martin Nolet has also figured prominently in the scoring column. Sophomore Michael Marcou has also been bitten this year by the scoring bug posting a career-best 7 goals and 3 assists in 29 games. As a freshman last year, he played in 20 games with one assist.

**ROOKIES MAKING CONTRIBUTIONS**

• Several rookies this year have jumped in making an immediate impact for the Minutemen. Rocco Carzo leads the freshman class in scoring with 6 goals and 6 assists. Kevin Czepiel, Eddie Olczyk and Darren Rowe have each seen significant action this season as well.

**IN THE NATIONAL POLLS**

• UMass was out of the USCHO.com Top 20 and USA Today Top 15 polls for the second week after losing its sixth straight game.  
• UMass had been ranked in both polls for six consecutive weeks (Nov. 9-Dec. 14) before dropping out of the top-15 of the USA Today poll. UMass had been ranked in the USCHO.com poll for 14 straight weeks.  
• Nine teams listed on the polls are featured on UMass' schedule this year. Six of the 10 teams in Hockey East are represented in the polls.

**VS. RANKED TEAMS**

• UMass is 7-6-0 vs. ranked teams this year after wins over #2 Boston University (Oct. 18), #9 Yale (Nov. 19), #18/17 Vermont (Nov. 24, Jan. 23), vs. #18 Union (12/29), and a pair over #15 UMass Lowell (1/15-16).  
• In 2008-09, UMass was 6-12-3 against ranked teams. Of those, UMass faced six teams ranked in the nation's top-5 posting a 6-6-1 record. In 2007-08, UMass was 7-10-1 against ranked opponents including a 5-0-1 stretch against ranked teams through the holiday break. It was UMass best record ever against ranked teams.  
• All-time, UMass is 52-182-20 against ranked opponents including a 5-7-2 record at neutral sites and a 7-21-4 record against non-conference teams.  
• UMass posted its second ever win over a No. 1-ranked team on Friday, Nov. 14 in the 5-1 win over Boston University. The first came in 1994-95 with a 4-2 win over No. 1 Maine on Jan. 28. In the modern era, UMass is 2-12-1 against team's ranked No. 1.

**FANS SET NEW ATTENDANCE RECORD**

• UMass averaged a school record 5,313 fans in 15 home games at the Mullins Center - a mark which ranks 12th nationally. In those 15 games, 79,690 fans came through the turnstiles.  
• With 4,934 fans per home game, UMass ranked 13th nationally in attendance last season.  
• UMass averaged a program-best 5,017 fans at home games in 2007-08 which was an all-time best for the program. Attendance has increased in each of the last four seasons.  
• A Mullins Center record 8,389 fans turned out to see UMass defeat Boston College on Nov. 22, 2008 - a mark that also ranks as the ninth-best UMass hockey attendance for all venues. Fans tied that record on Feb. 5, 2009 against Boston College as well.

**HOW UMASS SCORES**

| Name             | Goals | PA | SA | TP |
|------------------|-------|----|----|----|
| James Marcou     | 10    | 19 | 14 | 43 |
| Casey Wellman    | 19    | 11 | 6  | 36 |
| Will Ortiz       | 13    | 10 | 3  | 26 |
| Justin Braun     | 3     | 7  | 13 | 23 |
| Matt Irwin       | 6     | 5  | 9  | 20 |
| T.J. Syner       | 6     | 3  | 7  | 16 |
| Rocco Carzo      | 6     | 3  | 3  | 12 |
| Michael Lecomte  | 4     | 5  | 1  | 10 |
| Michael Marcou   | 7     | 0  | 3  | 10 |
| Danny Hobbs      | 3     | 4  | 2  | 9  |
| Martin Nolet     | 4     | 2  | 1  | 7  |
| Marc Concannon   | 1     | 2  | 2  | 5  |
| David Boehm      | 2     | 1  | 1  | 4  |
| Chase Langeraaap | 0     | 2  | 3  | 5  |
| Brett Watson     | 1     | 3  | 1  | 5  |
| Brian Keane      | 2     | 0  | 2  | 4  |
| Darren Rowe      | 0     | 2  | 1  | 3  |
| Shawn Saunders   | 0     | 0  | 2  | 2  |
| Kevin Czepiel    | 1     | 0  | 0  | 1  |
| Doug Kublin      | 0     | 0  | 1  | 1  |
| Eddie Olczyk     | 1     | 0  | 0  | 1  |
| Kevin Czepiel    | 0     | 0  | 0  | 0  |
| Paul Dainton     | 0     | 0  | 0  | 0  |
| Mike Donnellan   | 0     | 0  | 0  | 0  |
| Kevin Kessler    | 0     | 0  | 0  | 0  |
| Dan Meyers       | 0     | 0  | 0  | 0  |

**CLASS SCORING (2009-10)**

| Freshmen            | GP  | G  | A  | Pts |
|---------------------|-----|----|----|-----|
| 3 Kevin Czepiel     | 23  | 1  | 0  | 1   |
| 4 Mike Donnellan    | 8   | 0  | 0  | 0   |
| 12 Rocco Carzo      | 28  | 6  | 6  | 12  |
| 16 Eddie Olczyk     | 20  | 1  | 0  | 1   |
| 20 David Boehm      | 12  | 2  | 2  | 4   |
| 28 Darren Rowe      | 22  | 0  | 3  | 3   |
|                     | 114 | 10 | 11 | 21  |
| Sophomores          | GP  | G  | A  | Pts |
| 7 Casey Wellman     | 32  | 19 | 17 | 36  |
| 11 Danny Hobbs      | 29  | 3  | 6  | 9   |
| 14 T.J. Syner       | 28  | 6  | 10 | 16  |
| 22 Michael Marcou   | 32  | 7  | 3  | 10  |
| 44 Matthew Irwin    | 32  | 6  | 14 | 20  |
|                     | 153 | 41 | 51 | 92  |
| Juniors             | GP  | G  | A  | Pts |
| 9 Shawn Saunders    | 25  | 0  | 2  | 2   |
| 15 Brian Keane      | 25  | 2  | 2  | 4   |
| 17 Chase Langeraaap | 18  | 0  | 5  | 5   |
| 18 Doug Kublin      | 21  | 0  | 1  | 1   |
| 19 James Marcou     | 32  | 10 | 33 | 43  |
| 21 Marc Concannon   | 28  | 1  | 4  | 5   |
| 24 Kevin Kessler    | 17  | 0  | 0  | 0   |
| 25 Michael Lecomte  | 17  | 4  | 6  | 10  |
|                     | 170 | 17 | 53 | 70  |
| Seniors             | GP  | G  | A  | Pts |
| 2 Martin Nolet      | 32  | 4  | 3  | 7   |
| 10 Will Ortiz       | 32  | 13 | 13 | 26  |
| 26 Brett Watson     | 32  | 1  | 4  | 5   |
| 27 Justin Braun     | 32  | 3  | 20 | 23  |
|                     | 128 | 21 | 40 | 61  |

**CLASS SCORING (CAREER)**

| Freshmen                       | GP  | G  | A   | Pts |
|--------------------------------|-----|----|-----|-----|
| 3 Kevin Czepiel                | 23  | 1  | 0   | 1   |
| 4 Mike Donnellan               | 8   | 0  | 0   | 0   |
| 12 Rocco Carzo                 | 28  | 6  | 6   | 12  |
| 16 Eddie Olczyk                | 20  | 1  | 0   | 1   |
| 20 David Boehm                 | 12  | 2  | 2   | 4   |
| 28 Darren Rowe                 | 22  | 0  | 3   | 3   |
|                                | 114 | 10 | 11  | 21  |
| Sophomores                     | GP  | G  | A   | Pts |
| 7 Casey Wellman (2008-pr.)     | 71  | 30 | 39  | 69  |
| 11 Danny Hobbs (2008-pr.)      | 53  | 4  | 7   | 11  |
| 14 T.J. Syner (2008-pr.)       | 60  | 13 | 16  | 29  |
| 22 Michael Marcou (2008-pr.)   | 52  | 7  | 4   | 11  |
| 44 Matthew Irwin (2008-pr.)    | 63  | 13 | 25  | 35  |
|                                | 302 | 67 | 91  | 158 |
| Juniors                        | GP  | G  | A   | Pts |
| 9 Shawn Saunders (2007-pr.)    | 51  | 2  | 4   | 6   |
| 15 Brian Keane (2007-pr.)      | 69  | 8  | 6   | 14  |
| 17 Chase Langeraaap (2007-pr.) | 73  | 8  | 19  | 27  |
| 18 Doug Kublin (2007-pr.)      | 70  | 1  | 3   | 4   |
| 19 James Marcou (2007-pr.)     | 107 | 33 | 89  | 122 |
| 21 Marc Concannon (2007-pr.)   | 53  | 4  | 5   | 9   |
| 24 Kevin Kessler (2007-pr.)    | 31  | 1  | 1   | 2   |
| 25 Michael Lecomte (2007-pr.)  | 86  | 17 | 16  | 33  |
|                                | 541 | 74 | 143 | 217 |
| Seniors                        | GP  | G  | A   | Pts |
| 2 Martin Nolet (2006-pr.)      | 133 | 9  | 17  | 25  |
| 10 Will Ortiz (2006-pr.)       | 127 | 33 | 39  | 72  |
| 26 Brett Watson (2006-pr.)     | 138 | 3  | 16  | 19  |
| 27 Justin Braun (2006-pr.)     | 146 | 18 | 62  | 80  |
|                                | 546 | 65 | 134 | 197 |

### **CAHOON BECOMES ALL-TIME WINNINGEST COACH IN UMASS HISTORY**

- Head coach Don "Toot" Cahoon became the all-time winning head coach in UMass history on Dec. 12, 2008 with a 4-0 win over American International. The win over AIC gave Cahoon 121 career wins which surpassed UMass Hall of Famer Jack Canniff who had 120 wins in his career from 1967-79. He earned his 300th overall win as a head coach on Dec. 5, 2008 in a 5-1 win over Connecticut.
- Under Cahoon's tenure, UMass made its first-ever NCAA Tournament appearance (2007) and played for the Hockey East Championship title in 2003-04.
- Cahoon now has a 145-182-31 record at UMass in 10 seasons. Overall, in 23 years as a head coach, Cahoon is 325-355-67.

### **MULLINS MAGIC**

- UMass is 8-7-0 at home this season and will play 15 home games in 2009-10. Of those, 13 are Hockey East games including 2-of-3 vs. New Hampshire, Merrimack, Boston College, and Vermont.
- UMass was 9-8-1 last season at home in front of the Mullins Center crowd.
- The Minutemen lost just three games at home during the 2007-08 season going 8-3-4 (.667). The loss to New Hampshire on Jan. 11 broke a 13-game home unbeaten streak which dated back to the 2006-07 season.
- Over the last 76 games at the Mullins Center, UMass is 43-25-8 (.641) including a 14-3-4 mark in 2006-07. All-time, UMass is 130-122-27 in the Mullins Center including a 78-106-21 record among Hockey East foes. Under Don Cahoon, UMass sports a 86-68-15 record at home.

### **ROAD HEAVY SCHEDULE**

- UMass is 8-9-0 this season away from the Mullins Center with four more road games on the regular-season schedule. The Minutemen started the year 5-2-0 on the road including wins at Yale and at Vermont which snapped unbeaten records by both teams in their home arenas.
- UMass' wins at Yale and at Vermont marked the first time since 2003-04 that UMass has won back-to-back regular-season road games. That season, UMass won at Providence and at Merrimack.
- The loss at Quinnipiac upset UMass' bid to be the first time since the 1930-31 season where it pulled off the back-to-back road hat trick. That season, UMass defeated Bates (5-2, Jan. 10), Army (5-1, Jan. 14), and St. Stephens (6-3, Jan. 15).

### **POWER PLAY UNIT PUTTING UP POINTS**

- The top power play unit for UMass is James Marcou, Casey Wellman, T.J. Syner/Will Ortiz, Matt Irwin, and Justin Braun this season. The group has 25 of UMass' 31 power play goals including five from Irwin and nine from Wellman. Overall, the UMass power play is converting at 19.5 percent and has scored 31 of UMass' 89 goals. UMass has a power play goal in 17-of-32 games this season including a season-high four against RPI. In six games this year, UMass has scored three-or-more power play goals.

### **THIRD PERIOD SCORING AN EDGE**

- UMass has outscored opponents 37-to-29 in the third period this year bolstered by a season-high three goals in the third period at Providence (10/30), at Quinnipiac (11/28), and in the comeback win against Union (12/29). The third period is the only regulation period where the Minutemen have outscored their opponents.

### **GOOD START EQUALS GOOD FINISH**

- A good first two periods of hockey usually bodes well for UMass. The Minutemen are 12-6 this year when leading or tied after the first period. They are 4-10 when trailing. A lead or tie after the second period is even more crucial as UMass is 15-2-0 (1-14-0 when trailing).
- UMass' only win this year when trailing after the second period came against #18 Union when the Minutemen scored three third-period goals for a 4-3 win.

### **SATURDAY NIGHT FEVER**

- Saturday has proven to be the most difficult time for UMass to record a win. The Minutemen are 4-8-0 on Saturday's, while posting a 12-8-0 record on Friday's or non-traditional game-days. UMass is 2-0-0 on Thursday's and 3-1-0 on Sunday's.

### **HARD TO BEAT WHEN SCORING 3'S**

- UMass is 15-4-0 when scoring three-or-more goals this season and 1-12 when failing to.
- UMass was 15-4-0 last season when lighting the lamp three times or more in a game and 0-16-3 when they scored fewer than three goals.

### **FOUR-OR-MORE IS BEST**

- Over the last 75 games where UMass scores four-or-more goals, the Minutemen are an amazing 70-4-1. Before the overtime loss at Quinnipiac (11/28), UMass had not lost a game when scoring four goals since Vermont (1/25/08). Prior than that, the Minutemen had not lost a game when scoring four-or-more since March 14, 2003 against New Hampshire in the Hockey East Semifinals (5-4).

### **BEST START SINCE 2003-04**

- With a 4-0 record, UMass matched its best start to a season since going 4-0 at the beginning of the 2003-04 campaign. That season, the Minutemen finished the year as Hockey East Championship Finalists with a 19-12-6 record.

### **GEOGRAPHIC DIVERSITY**

- The 2009-10 UMass roster features players from 13 different states and Canadian provinces. From Massachusetts to California and Florida, UMass has a diverse group of players from across North America.
- Six Minutemen hail from Massachusetts while four represent New York and Quebec.
- Matt Irwin, Paul Dainton and Darren Rowe have the longest journey to get to UMass. Irwin and Dainton hail from British Columbia - a drive which would take over two days. Rowe's drive from Simi Valley, near Los Angeles, would also take roughly two days to complete.

### **HOCKEY'S A FAMILY LEGACY**

- For four Minutemen, hockey is truly a family tradition. Djan Lefebvre, Eddie Olczyk, Shawn Saunders and Brett Watson all grew up around NHL rinks as their fathers played professionally. Lefebvre's father, Sylvain, played 14 seasons with the Montreal Canadiens, the Toronto Maple Leafs, the Quebec Nordiques, the Colorado Avalanche and the New York Rangers. Olczyk's father, Ed, played 16 seasons in the NHL, was head coach of the Pittsburgh Penguins, and currently serves as an announcer for NBC and NHL on Versus. Saunderson's father, Bernie, played for the Quebec Nordiques, while Watson's father Jim and his uncle Joe both played 10 years for the Philadelphia Flyers as part of the franchise's only two Stanley Cup Championship teams.

### **PROSPECTIVE MINUTEMEN**

- Several Minutemen spent part of their summers working out at NHL Prospect Camps. Martin Nolet (Los Angeles), Justin Braun (San Jose), Casey Wellman (Nashville), Matt Irwin (San Jose), and Rocco Carzo (Philadelphia) spent time in the camps as part of their offseason training.

### **BIG BROTHERS MAKING A DIFFERENCE OFF ICE**

- Often times, student-athletes gain the bulk of their notoriety through their accomplishments in sport. Five Minutemen, however, are trying to make a difference in young peoples lives off the ice as well. Paul Dainton, Brian Keane, Chase Langeraa, James Marcou and Brett Watson each volunteer with the Amherst Big Brothers/Big Sisters Program. Each Big Brother has a 'Little' who they spend time with each week.
- Each player had to go through an extensive background check that included visits to their dorm rooms and an interview process that took several months. They spend 3-4 hours per week with their Little Brother whose age ranges from 6 to 13 years.
- Renee Moss is the Director of the program and says she is thrilled to have the guys involved with the project that really came to life two years ago under Mike Kostka through an independent study project. Kostka put together a successful Big Brother/Big Sister Bowl-A-Thon to raise money from the group last spring.
- Brett Watson is also conducting a systematic evaluation of the local program, which will culminate in a list of recommendations about how to improve the program, and how to recruit more volunteers for his Commonwealth College Capstone Project.

### **MINUTEMEN EARN ACADEMIC HONORS**

- 12 players earned Hockey East All-Academic honors in 2008-09 - The Minutemen had the third most honorees in the league. This was the fourth consecutive season the UMass had 10-or-more student-athletes honored on the team.
- Martin Nolet was also named to the Hockey East Academic All-Star Team for having the highest grade point average among all league defensemen.
- Nolet and Brett Watson were named to the Academic All-Conference Team for the third consecutive season.

### **LOOK FOR DAN MEYERS' MOVIE PICKS ON UMASSATHLETICS.COM**

- Known to the team as a movie fanatic, Dan Meyers has agreed to share his thoughts and movie critiques with fans with a blog on UMassAthletics.com. Meyers will pick out different movies and share his thoughts on them throughout the season.
- Meyers' movie collection is a big bonus for the team when travelling on long bus trips.

### **UMASS FEATURED NINE TIMES ON TV**

- Nine regular-season games this season will be televised live including three on ESPNU and three on NESN. Over the summer, ESPNU and COMCAST Cable reached an agreement to add the channel to the regular cable line-up which means the Minutemen will be seen in over 55 million households.
- The Jan. 2 Boston University game, the Jan. 10 game at Northeastern and the Jan. 24 meeting against Vermont in the Mullins Center will all be televised on ESPNU.
- The Nov. 28 game at Quinnipiac will be shown on NESN, while the Feb. 5 Boston College game and the Feb. 20 Merrimack game, both in the Mullins Center, will be featured as part of NESN's Friday Night Ice game package.
- Both games at Providence (10/30, 1/30) will be aired on COX Television (available throughout Rhode Island), while the March 6 game at Maine will be on WABI-TV.

**BUD LIGHT UMASS HOCKEY SHOW**

- The Bud Light UMass Hockey Show is back in full swing with voice of the UMass hockey John Hennessy and head coach Don "Toot" Cahoon. The show airs on 100.9 FM WRNX and UMassAthletics.com. In addition to game previews and recaps, a pair of player guests will be on each week. Brock Hines joins the show each week with his unique perspective on the team after serving as color commentator for 17 years. Fans can come by the show which is hosted live at The Hangar Pub & Grill on University Drive at 7 PM. For a complete schedule of the show, check UMassAthletics.com where you can also submit your questions during the season to Coach Cahoon and have them answered live on the air.

**UMASS ADDS 1060 AM WBIX IN BOSTON**

- The UMass Radio Network has agreed to a deal with 1060 AM WBIX in Boston to carry the bulk of the Minutemen's basketball and hockey games in 2009-10. WBIX joins 100.9 FM WRNX in Springfield as the stations carrying UMass hockey this season along with 91.1 WMUA - UMass' student station which will carry selected games throughout the year.
- AM 1060, WBIX "The Business Station" is Boston's only all-business talk radio station. Based in Framingham, the station's daytime signal (40,000 watts) reaches north into southern New Hampshire, west into Worcester and south near Providence, Rhode Island. At night, the station can still be heard clearly throughout the Boston area.

**QUICK-LY MOVING UP IN THE NHL RANKS**

- Former UMass All-American Jon Quick enters the 2009-10 NHL season as the top-ranked goalie in the L.A. Kings program. This past summer he was invited to the U.S. Olympic Training Camp as one of three prospective goalies for Team USA. Last season, his first full NHL season, Quick posted a 21-18-2 record, 2.48 goals-against average and .914 save percentage in 44 games.
- This season, Quick is off to another strong start and recently signed a 3-year contract extension with the Kings for \$5.4 million.

**FROM MAROON & WHITE TO RED, WHITE & BLUE**

- Following the 2010 Winter Classic, former UMass All-American Jon Quick was named to the U.S.A. Olympic Hockey Team for the upcoming Winter Olympics in Vancouver, Canada. Quick is one of three goaltenders chosen for the team which includes Tim Thomas of the Bruins and Ryan Miller of the Buffalo Sabres.
- Quick joins Thomas Pock, Justin McCarthy and John Lyons to represent the UMass hockey program in the Winter Olympics. Pock played for Austria in the 2002 Winter Olympics (Salt Lake City), while McCarthy and Lyons played for the United States in the 1924 Chamonix, France Winter Olympics (the first Winter Olympic games).
- Quick had logged the most time in goal this season amongst all NHL goalies prior to the announcement and was 21-13-3 with a 2.62 goals against average and a .904 save percentage.
- At UMass, Quick led the Minutemen to their first-ever NCAA tournament appearance in 2006-07 while posting team single-season records with 19 wins, 37 appearances, 1,046 saves and 2,224 minutes played. He finished his sophomore season with a 19-12-5 record, three shutouts, a 2.16 goals-against average (tied for 11th in the nation) and a .929 save percentage (fifth in the nation). That season, he became UMass' fifth All-American selection earning second-team honors. He still holds program career records for save percent (.926), goals against average (2.40), and saves per game (28.96).

**MINUTEMEN LOOKING FORWARD TO 2009-10 CAMPAIGN WITH VETERAN LINE-UP**

- With 21 letterwinners returning and six of its top 10 scorers coming back, the 2009-10 edition of the UMass hockey team looks poised to make this season one to remember. Included in the returning offensive leaders are All-American James Marcou and Casey Wellman, a pair of the top blue-liners in Hockey East in Justin Braun and Martin Nolet, and two seasoned goalies in Paul Dainton and Dan Meyers.
- Marcou finished the 2008-09 league regular-season tied with Boston University's Colin Wilson as the Hockey East scoring leader. Wellman led the league in Rookie Scoring. It was the first time in UMass history that the Minutemen had the league scoring leader and the rookie scoring leader.
- With seven of the first nine games at the Mullins Center, a strong beginning to the season could set the tone early for the season. Five of those seven games are against Hockey East rivals including defending national champion Boston University and a pair of home games against New Hampshire.
- This will be head coach Don "Toot" Cahoon's 10th season at UMass. He has guided the Minutemen to three Hockey East Semifinal appearances, a Hockey East Championship appearance and UMass' first-ever NCAA Tournament berth and win. He is the all-time winningest coach in UMass program history with 135 career wins.

**OFFENSIVE OVERVIEW**

- Offensively, UMass was led by the top scoring line of Alex Berry-Cory Quirk-James Marcou which has attributed almost 35 percent of UMass point total. Marcou returns as one of the nation's top playmakers and finished the 2008-09 Hockey East regular season tied with Boston University sophomore Colin Wilson for the league lead in points. Quirk finished his career as just the seventh player to eclipse the 100-point barrier at UMass.
- Sophomore Casey Wellman anchored the "speed" line with wingers T.J. Syner and Shawn Saunders/Will Ortiz. Wellman led the league in Rookie Scoring and ranked in the top-5 nationally. Syner returns for his sophomore season as a versatile player who also sees time on the PK units.
- Junior Michael Lecomte anchored Chase Langerap and Danny Hobbs/Chris Davis, while Brett Watson centered Briane Keane/Marc Connannon and the graduated Chris Davis/Scott Crowder. These were two of the more physical lines last year, but the Minutemen will have to find players to step up to replace the physical play of Davis and Crowder and the size and scoring touch of Berry.

**DEFENSIVE OVERVIEW**

- Defensively, UMass is anchored by two NHL draft picks in Justin Braun and Martin Nolet. Braun and Nolet paired together for most of last season. Sophomore Matt Irwin has been a tremendous addition to the blueliners adding size, power, and the ability to join the offensive rush. Doug Kublin and Michael Marcou are two of the more true defensive players, while Kevin Kessler rounds out the group.
- As a group, the D-men average just over 6-foot-1, 200 pounds.
- In goal, UMass has the luxury of two very capable goalies in Paul Dainton and Dan Meyers. Both have fairly similar numbers and have been producing their best career seasons to date. Dainton has played the bulk of the minutes, but Meyers has proven capable of winning big games. Backing them up is the tandem of Kevin Moore who joined the team mid-way through last season and freshman Randy Wolcott.

# 8 • MASSACHUSETTS AT #17 MAINE • MARCH 5-6, 2010

## 2009-10 SEASON LINE CHARTS

### VS. RPI - 10/8/09 - W, 5-2

|                                  |                                 |                               |
|----------------------------------|---------------------------------|-------------------------------|
| LW 14 T.J. Syner 0-1-1 0/E       | C 7 Casey Wellman 1-2-3 1/E     | RW 19 James Marcou 0-4-4 3/+1 |
| LW 17 Chase Langeraaop 0-0-0 4/E | C 25 Michael Lecomte 0-0-0 1/-1 | RW 10 Will Ortiz 0-0-0 2/E    |
| LW 15 Brian Keane 0-0-0 1/E      | C 26 Brett Watson 0-0-0 3/-1    | RW 9 Shawn Saunders 0-0-0 0/E |
| LW 11 Daniel Hobbs 0-0-0 1/E     | C 12 Rocco Carzo 1-0-1 2/+1     | RW 16 Eddie Olczyk 0-0-0 0/-1 |
| LD 2 Martin Nolet 0-0-0 0/E      | RD 27 Justin Braun 1-2-3 4/+1   | G 29 Randy Wolcott 0-0-0 0    |
| LD 44 Matthew Irwin 2-1-3 2/-1   | RD 4 Mike Donnellan 0-0-0 1/E   | G 31 Paul Dainton 0-0-0 0     |
| LD 18 Douglas Kublin 0-0-0 1/E   | RD 22 Michael Marcou 0-0-0 0/+1 |                               |

### VS. BOSTON UNIVERSITY - 10/16/09 - W, 3-2

|                                   |                                 |                               |
|-----------------------------------|---------------------------------|-------------------------------|
| LW 14 T.J. Syner 0-0-0 0/E        | C 7 Casey Wellman 0-0-0 3/E     | RW 19 James Marcou 0-0-0 4/E  |
| LW 15 Brian Keane 0-0-0 0/E       | C 26 Brett Watson 0-0-0 1/E     | RW 9 Shawn Saunders 0-0-0 2/E |
| LW 17 Chase Langeraaop 0-0-0 0/+1 | C 12 Rocco Carzo 1-2-3 3/+3     | RW 10 Will Ortiz 1-1-2 5/+3   |
| LW 11 Daniel Hobbs 0-1-1 3/E      | C 28 Darren Rowe 0-0-0 0/E      | RW 16 Eddie Olczyk 0-0-0 0/-1 |
| LD 2 Martin Nolet 0-1-1 0/+1      | RD 27 Justin Braun 0-0-0 2/E    | G 29 Randy Wolcott 0-0-0 0    |
| LD 44 Matthew Irwin 1-0-1 2/E     | RD 4 Mike Donnellan 0-0-0 0/-1  | G 31 Paul Dainton 0-0-0 0     |
| LD 18 Douglas Kublin 0-1-1 0/+2   | RD 22 Michael Marcou 0-0-0 0/+2 |                               |

### VS. MAINE - 10/23/09 - W, 5-3

|                                |                                 |                               |
|--------------------------------|---------------------------------|-------------------------------|
| LW 15 Brian Keane 0-0-0 2/E    | C 26 Brett Watson 0-0-0 1/+1    | RW 16 Eddie Olczyk 0-0-0 0/E  |
| LW 14 T.J. Syner 1-0-1 1/E     | C 7 Casey Wellman 1-1-2 3/E     | RW 19 James Marcou 1-3-4 4/+1 |
| LW 11 Daniel Hobbs 0-0-0 0/-2  | C 12 Rocco Carzo 0-0-0 0/-1     | RW 10 Will Ortiz 0-0-0 3/-2   |
| LW 9 Shawn Saunders 0-0-0 2/+1 | C 3 Kevin Czepiel 0-0-0 1/E     | RW 20 David Boehm 0-1-1 1/+1  |
| LD 2 Martin Nolet 1-0-1 1/E    | RD 27 Justin Braun 0-2-2 4/E    | G 29 Randy Wolcott 0-0-0 0    |
| LD 44 Matthew Irwin 0-2-2 1/E  | RD 4 Mike Donnellan 0-0-0 1/-1  | G 31 Paul Dainton 0-0-0 0     |
| LD 18 Douglas Kublin 0-0-0 0/E | RD 22 Michael Marcou 1-0-1 4/+1 |                               |

### AT PROVIDENCE - 10/30/09 - W, 5-3

|                                 |                                 |                                 |
|---------------------------------|---------------------------------|---------------------------------|
| LW 14 T.J. Syner 0-1-1 2/+1     | C 7 Casey Wellman 1-1-2 6/+1    | RW 19 James Marcou 1-1-2 5/E    |
| LW 11 Daniel Hobbs 0-0-0 1/E    | C 3 Kevin Czepiel 0-0-0 2/-1    | RW 10 Will Ortiz 0-1-1 1/E      |
| LW 15 Brian Keane 1-0-1 2/+1    | C 26 Brett Watson 0-1-1 2/+1    | RW 21 Marc Concannon 0-1-1 2/+1 |
| LW 9 Shawn Saunders 0-0-0 0/-1  | C 12 Rocco Carzo 0-1-1 2/E      | RW 20 David Boehm 0-0-0 0/E     |
| LD 2 Martin Nolet 1-0-1 3/+2    | RD 27 Justin Braun 0-1-1 1/+1   | G 31 Paul Dainton 0-0-0 0       |
| LD 44 Matthew Irwin 1-1-2 3/-1  | RD 4 Mike Donnellan 0-0-0 0/E   | G 33 Dan Meyers 0-0-0 0         |
| LD 18 Douglas Kublin 0-0-0 1/-1 | RD 22 Michael Marcou 0-0-0 3/+1 |                                 |

### VS. PROVIDENCE - 10/31/09 - L, 1-2

|                                |                                 |                                 |
|--------------------------------|---------------------------------|---------------------------------|
| LW 11 Daniel Hobbs 0-0-0 2/E   | C 12 Rocco Carzo 0-0-0 1/E      | RW 10 Will Ortiz 0-0-0 4/E      |
| LW 14 T.J. Syner 0-0-0 5/-1    | C 7 Casey Wellman 0-1-1 1/-1    | RW 19 James Marcou 0-1-1 6/-1   |
| LW 15 Brian Keane 0-0-0 1/-1   | C 26 Brett Watson 0-0-0 0/-1    | RW 21 Marc Concannon 0-0-0 1/-1 |
| LW 9 Shawn Saunders 0-0-0 1/E  | C 3 Kevin Czepiel 0-0-0 2/E     | RW 20 David Boehm 0-0-0 3/E     |
| LD 18 Douglas Kublin 0-0-0 2/E | RD 22 Michael Marcou 0-0-0 5/-1 | G 31 Paul Dainton 0-0-0 0       |
| LD 2 Martin Nolet 0-0-0 1/-1   | RD 27 Justin Braun 0-0-0 4/E    | G 33 Dan Meyers 0-0-0 0         |
| LD 44 Matthew Irwin 1-0-1 6/-1 | RD 4 Mike Donnellan 0-0-0 3/-1  |                                 |

### VS. NIAGARA - 11/6/09 - W, 4-1

|                                 |                                 |                               |
|---------------------------------|---------------------------------|-------------------------------|
| LW 21 Marc Concannon 0-0-0 1/-1 | C 7 Casey Wellman 0-0-0 4/-1    | RW 19 James Marcou 0-0-0 3/-1 |
| LW 11 Daniel Hobbs 1-0-1 3/E    | C 25 Michael Lecomte 2-0-2 2/+2 | RW 10 Will Ortiz 0-2-2 3/+2   |
| LW 15 Brian Keane 0-1-1 2/+1    | C 26 Brett Watson 0-0-0 4/+2    | RW 20 David Boehm 1-0-1 4/+1  |
| LW 9 Shawn Saunders 0-0-0 1/+1  | C 3 Kevin Czepiel 0-0-0 1/E     | RW 28 Darren Rowe 0-0-0 0/E   |
| LD 2 Martin Nolet 0-2-2 0/+2    | RD 27 Justin Braun 0-0-0 1/+1   | G 29 Randy Wolcott 0-0-0 0    |
| LD 44 Matthew Irwin 0-0-0 3/E   | RD 22 Michael Marcou 0-0-0 0/E  | G 31 Paul Dainton 0-0-0 0     |
| LD 18 Douglas Kublin 0-0-0 1/+1 | RD 24 Kevin Kessler 0-0-0 0/E   | G 33 Dan Meyers 0-0-0 0       |

### AT NIAGARA - 11/8/09 - W, 4-2

|                                |                                 |                                |
|--------------------------------|---------------------------------|--------------------------------|
| LW 11 Daniel Hobbs 0-1-1 1/+1  | C 7 Casey Wellman 1-2-3 6/+2    | RW 19 James Marcou 1-1-2 3/+2  |
| LW 9 Shawn Saunders 0-0-0 3/E  | C 25 Michael Lecomte 0-1-1 2/E  | RW 10 Will Ortiz 1-1-2 4/+1    |
| LW 15 Brian Keane 0-0-0 2/E    | C 26 Brett Watson 0-0-0 1/E     | RW 21 Marc Concannon 0-0-0 2/E |
| LW 16 Eddie Olczyk 0-0-0 1/E   | C 3 Kevin Czepiel 0-0-0 3/E     | RW 28 Darren Rowe 0-0-0 2/E    |
| LD 2 Martin Nolet 0-0-0 2/E    | RD 27 Justin Braun 0-1-1 4/-1   | G 33 Dan Meyers 0-0-0 0        |
| LD 44 Matthew Irwin 0-0-0 1/+2 | RD 22 Michael Marcou 1-0-1 1/+3 | G 31 Paul Dainton 0-0-0 0      |
| LD 18 Douglas Kublin 0-0-0 2/E | RD 24 Kevin Kessler 0-0-0 0/E   | G 29 Randy Wolcott 0-0-0 0     |

### VS NEW HAMPSHIRE - 11/13/09 - W, 4-3 (OT)

|                                   |                                 |                                 |
|-----------------------------------|---------------------------------|---------------------------------|
| LW 17 Chase Langeraaop 0-1-1 1/+1 | C 25 Michael Lecomte 1-0-1 1/E  | RW 10 Will Ortiz 0-1-1 5/E      |
| LW 11 Daniel Hobbs 0-2-2 3/+1     | C 7 Casey Wellman 1-0-1 1/+1    | RW 19 James Marcou 0-0-0 3/+1   |
| LW 15 Brian Keane 0-0-0 2/E       | C 26 Brett Watson 0-0-0 0/E     | RW 21 Marc Concannon 0-0-0 2/+1 |
| LW 9 Shawn Saunders 0-0-0 1/E     | C 3 Kevin Czepiel 0-0-0 1/E     | RW 20 David Boehm 1-0-1 2/+1    |
| LD 2 Martin Nolet 0-0-0 1/E       | RD 27 Justin Braun 1-1-2 2/+3   | G 31 Paul Dainton 0-0-0 0       |
| LD 44 Matthew Irwin 0-0-0 0/E     | RD 22 Michael Marcou 0-1-1 4/-2 | G 33 Dan Meyers 0-0-0 0         |
| LD 18 Douglas Kublin 0-0-0 0/+1   | RD 24 Kevin Kessler 0-0-0 2/E   |                                 |

### VS NEW HAMPSHIRE - 11/14/09 - L, 2-4

|                                  |                                 |                                 |
|----------------------------------|---------------------------------|---------------------------------|
| LW 15 Brian Keane 0-0-0 2/-1     | C 26 Brett Watson 0-0-0 1/-1    | RW 21 Marc Concannon 0-0-0 3/-1 |
| LW 11 Daniel Hobbs 0-0-0 4/E     | C 7 Casey Wellman 0-0-0 4/-1    | RW 19 James Marcou 0-1-1 1/+1   |
| LW 17 Chase Langeraaop 0-0-0 0/E | C 25 Michael Lecomte 0-1-1 1/E  | RW 10 Will Ortiz 1-0-1 5/-1     |
| LW 9 Shawn Saunders 0-0-0 2/-1   | C 3 Kevin Czepiel 0-0-0 0/-1    | RW 20 David Boehm 0-0-0 4/-1    |
| LD 2 Martin Nolet 1-0-1 2/+1     | RD 27 Justin Braun 0-1-1 2/E    | G 31 Paul Dainton 0-0-0 0       |
| LD 44 Matthew Irwin 0-0-0 2/-2   | RD 22 Michael Marcou 0-0-0 0/-1 | G 33 Dan Meyers 0-0-0 0         |
| LD 18 Douglas Kublin 0-0-0 0/+2  | RD 28 Darren Rowe 0-0-0 2/E     |                                 |

### AT YALE - 11/19/09 - W, 4-3 (OT)

|                                  |                                 |                                 |
|----------------------------------|---------------------------------|---------------------------------|
| LW 15 Brian Keane 0-0-0 0/E      | C 7 Casey Wellman 1-1-2 8/E     | RW 19 James Marcou 1-1-2 3/E    |
| LW 17 Chase Langeraaop 0-1-1 1/E | C 25 Michael Lecomte 0-0-0 2/-1 | RW 10 Will Ortiz 0-0-0 5/-1     |
| LW 11 Daniel Hobbs 0-0-0 0/E     | C 26 Brett Watson 0-0-0 0/-1    | RW 21 Marc Concannon 0-0-0 3/+1 |
| LW 14 T.J. Syner 1-0-1 4/+1      | C 12 Rocco Carzo 0-1-1 2/+1     | RW 20 David Boehm 0-1-1 1/+1    |
| LD 2 Martin Nolet 0-0-0 2/E      | RD 27 Justin Braun 0-1-1 1/E    | G 29 Randy Wolcott 0-0-0 0      |
| LD 44 Matthew Irwin 0-0-0 3/-2   | RD 22 Michael Marcou 1-1-2 1/+1 | G 31 Paul Dainton 0-0-0 0       |
| LD 18 Douglas Kublin 0-0-0 0/+2  | RD 28 Darren Rowe 0-0-0 0/+1    | G 33 Dan Meyers 0-0-0 0         |

### AT VERMONT - 11/24/09 - W, 6-2

|                                  |                                |                                 |
|----------------------------------|--------------------------------|---------------------------------|
| LW 15 Brian Keane 0-0-0 0/E      | C 7 Casey Wellman 3-1-4 8/+2   | RW 19 James Marcou 0-5-5 3/+2   |
| LW 17 Chase Langeraaop 0-0-0 1/E | C 25 Michael Lecomte 0-0-0 2/E | RW 10 Will Ortiz 0-2-2 2/E      |
| LW 11 Daniel Hobbs 1-0-1 2/+1    | C 26 Brett Watson 0-1-1 1/+1   | RW 21 Marc Concannon 0-1-1 1/+1 |
| LW 14 T.J. Syner 0-1-1 2/-1      | C 12 Rocco Carzo 1-0-1 1/-2    | RW 20 David Boehm 0-0-0 3/E     |
| LD 2 Martin Nolet 0-0-0 1/E      | RD 27 Justin Braun 1-1-2 1/+1  | G 31 Paul Dainton 0-0-0 0       |
| LD 44 Matthew Irwin 0-0-0 1/+2   | RD 4 Mike Donnellan 0-0-0 1/E  | G 33 Dan Meyers 0-0-0 0         |
| LD 18 Douglas Kublin 0-0-0 0/-1  | RD 22 Michael Marcou 0-0-0 1/E |                                 |

### AT QUINNIPIAC - 11/28/09 - L, 4-5 (OT)

|                                   |                                 |                                |
|-----------------------------------|---------------------------------|--------------------------------|
| LW 14 T.J. Syner 0-2-2 1/E        | C 7 Casey Wellman 2-0-2 8/-1    | RW 19 James Marcou 0-2-2 1/E   |
| LW 17 Chase Langeraaop 0-0-0 1/-1 | C 25 Michael Lecomte 1-1-2 1/+1 | RW 10 Will Ortiz 1-1-2 5/+1    |
| LW 11 Daniel Hobbs 0-0-0 2/E      | C 26 Brett Watson 0-0-0 0/E     | RW 21 Marc Concannon 0-0-0 0/E |
| LW 16 Eddie Olczyk 0-0-0 1/E      | C 12 Rocco Carzo 0-0-0 1/E      | RW 20 David Boehm 0-0-0 2/E    |
| LD 2 Martin Nolet 0-0-0 1/-1      | RD 27 Justin Braun 0-0-0 3/-2   | G 29 Randy Wolcott 0-0-0 0     |
| LD 44 Matthew Irwin 0-1-1 4/+2    | RD 22 Michael Marcou 0-1-1 1/+2 | G 31 Paul Dainton 0-0-0 0      |
| LD 18 Douglas Kublin 0-0-0 0/-1   | RD 24 Kevin Kessler 0-0-0 0/E   | G 33 Dan Meyers 0-0-0 0        |

### AT QUINNIPIAC - 11/28/09 - L, 4-5 (OT)

|                                   |                                 |                                |
|-----------------------------------|---------------------------------|--------------------------------|
| LW 14 T.J. Syner 0-2-2 1/E        | C 7 Casey Wellman 2-0-2 8/-1    | RW 19 James Marcou 0-2-2 1/E   |
| LW 17 Chase Langeraaop 0-0-0 1/-1 | C 25 Michael Lecomte 1-1-2 1/+1 | RW 10 Will Ortiz 1-1-2 5/+1    |
| LW 11 Daniel Hobbs 0-0-0 2/E      | C 26 Brett Watson 0-0-0 0/E     | RW 21 Marc Concannon 0-0-0 0/E |
| LW 16 Eddie Olczyk 0-0-0 1/E      | C 12 Rocco Carzo 0-0-0 1/E      | RW 20 David Boehm 0-0-0 2/E    |
| LD 2 Martin Nolet 0-0-0 1/-1      | RD 27 Justin Braun 0-0-0 3/-2   | G 29 Randy Wolcott 0-0-0 0     |
| LD 44 Matthew Irwin 0-1-1 4/+2    | RD 22 Michael Marcou 0-1-1 1/+2 | G 31 Paul Dainton 0-0-0 0      |
| LD 18 Douglas Kublin 0-0-0 0/-1   | RD 24 Kevin Kessler 0-0-0 0/E   | G 33 Dan Meyers 0-0-0 0        |

### VS BOSTON COLLEGE - 12/4/09 - L, 1-3

|                                |                                  |                                |
|--------------------------------|----------------------------------|--------------------------------|
| LW 14 T.J. Syner 0-0-0 2/-1    | C 17 Chase Langeraaop 0-1-1 0/-1 | RW 10 Will Ortiz 0-0-0 0/-1    |
| LW 15 Brian Keane 0-0-0 0/-1   | C 7 Casey Wellman 0-0-0 6/-1     | RW 19 James Marcou 1-0-1 3/-1  |
| LW 11 Daniel Hobbs 0-0-0 1/E   | C 26 Brett Watson 0-0-0 0/E      | RW 21 Marc Concannon 0-0-0 0/E |
| LW 9 Shawn Saunders 0-0-0 0/E  | C 12 Rocco Carzo 0-0-0 1/E       | RW 20 David Boehm 0-0-0 0/E    |
| LD 2 Martin Nolet 0-0-0 0/E    | RD 27 Justin Braun 0-0-0 3/-1    | G 31 Paul Dainton 0-0-0 0      |
| LD 44 Matthew Irwin 0-0-0 3/-2 | RD 22 Michael Marcou 0-0-0 2/-1  | G 33 Dan Meyers 0-0-0 0        |
| LD 18 Douglas Kublin 0-0-0 2/E | RD 28 Darren Rowe 0-0-0 1/E      |                                |

### AT UMASS LOWELL - 12/5/09 - L, 3-5

|                                   |                                 |                                 |
|-----------------------------------|---------------------------------|---------------------------------|
| LW 14 T.J. Syner 0-1-1 2/+1       | C 25 Michael Lecomte 0-1-1 3/-3 | RW 10 Will Ortiz 1-0-1 3/-2     |
| LW 15 Brian Keane 0-0-0 0/-1      | C 7 Casey Wellman 1-0-1 4/+1    | RW 19 James Marcou 0-1-1 3/+1   |
| LW 11 Daniel Hobbs 0-1-1 2/E      | C 26 Brett Watson 0-0-0 0/E     | RW 21 Marc Concannon 0-0-0 1/-2 |
| LW 17 Chase Langeraaop 0-0-0 0/-2 | C 12 Rocco Carzo 0-0-0 0/+1     | RW 20 David Boehm 0-0-0 1/+1    |
| LD 2 Martin Nolet 0-0-0 1/+1      | RD 27 Justin Braun 0-0-0 1/-1   | G 31 Paul Dainton 0-0-0 0       |
| LD 44 Matthew Irwin 0-1-1 2/E     | RD 22 Michael Marcou 1-0-1 3/-1 | G 33 Dan Meyers 0-0-0 0         |
| LD 28 Darren Rowe 0-0-0 2/E       | RD 24 Kevin Kessler 0-0-0 0/-1  |                                 |

### MERRIMACK - 12/12/09 - W, 4-1

|                                   |                                 |                                |
|-----------------------------------|---------------------------------|--------------------------------|
| LW 15 Brian Keane 0-0-0 0/E       | C 26 Brett Watson 0-0-0 3/+1    | RW 21 Marc Concannon 0-0-0 1/E |
| LW 14 T.J. Syner 1-0-1 2/E        | C 7 Casey Wellman 1-0-1 5/-1    | RW 19 James Marcou 0-1-1 1/-1  |
| LW 17 Chase Langeraaop 0-1-1 1/+2 | C 25 Michael Lecomte 0-0-0 2/+2 | RW 10 Will Ortiz 2-0-2 5/+2    |
| LW 11 Daniel Hobbs 0-0-0 1/E      | C 12 Rocco Carzo 0-0-0 2/E      | RW 20 David Boehm 0-0-0 1/E    |
| LD 2 Martin Nolet 0-0-0 5/+1      | RD 28 Darren Rowe 0-0-0 1/-1    | G 31 Paul Dainton 0-0-0 0      |
| LD 44 Matthew Irwin 0-1-1 2/E     | RD 27 Justin Braun 0-0-0 4/+2   | G 33 Dan Meyers 0-0-0 0        |
| LD 18 Douglas Kublin 0-0-0 1/E    | RD 22 Michael Marcou 0-0-0 2/E  |                                |

### UNION - 12/29/09 - W, 4-3

|                                  |                                 |                                |
|----------------------------------|---------------------------------|--------------------------------|
| LW 15 Brian Keane 0-0-0 0/E      | C 26 Brett Watson 0-0-0 0/E     | RW 21 Marc Concannon 0-0-0 1/E |
| LW 14 T.J. Syner 1-1-2 3/+1      | C 7 Casey Wellman 2-1-3 5/+2    | RW 19 James Marcou 0-3-3 2/+3  |
| LW 17 Chase Langeraaop 0-0-0 1/E | C 25 Michael Lecomte 0-1-1 0/+1 | RW 10 Will Ortiz 1-0-1 1/+1    |
| LW 11 Daniel Hobbs 0-0-0 1/E     | C 12 Rocco Carzo 0-0-0 1/-1     | RW 3 Kevin Czepiel 0-0-0 1/E   |
| LD 44 Matthew Irwin 0-1-1 0/+2   | RD 27 Justin Braun 0-0-0 1/+1   | G 31 Paul Dainton 0-0-0 0      |
| LD 2 Martin Nolet 0-0-0 0/+1     | RD 28 Darren Rowe 0-0-0 2/+1    | G 33 Dan Meyers 0-0-0 0        |
| LD 18 Douglas Kublin 0-0-0 1/+1  | RD 22 Michael Marcou 0-0-0 1/+1 |                                |

### BENTLEY - 12/30/09 - L, 1-4

|                                |                                 |                                |
|--------------------------------|---------------------------------|--------------------------------|
| LW 14 T.J. Syner 0-0-0 4/-3    | C 7 Casey Wellman 0-0-0 2/-3    | RW 19 James Marcou 0-1-1 5/-2  |
| LW 12 Rocco Carzo 0-0-0 0/E    | C 25 Michael Lecomte 0-0-0 3/E  | RW 10 Will Ortiz 0-0-0 2/E     |
| LW 11 Daniel Hobbs 0-0-0 6/E   | C 26 Brett Watson 0-0-0 3/E     | RW 21 Marc Concannon 0-0-0 1/E |
| LW 9 Shawn Saunders 0-1-1 1/+1 | C 3 Kevin Czepiel 1-0-1 2/+1    | RW 16 Eddie Olczyk 0-0-0 3/E   |
| LD 2 Martin Nolet 0-0-0 1/-1   | RD 28 Darren Rowe 0-0-0 1/E     | G 31 Paul Dainton 0-0-0 0      |
| LD 44 Matthew Irwin 0-0-0 2/-1 | RD 27 Justin Braun 0-0-0 1/E    | G 33 Dan Meyers 0-0-0 0        |
| LD 18 Douglas Kublin 0-0-0 3/E | RD 22 Michael Marcou 0-0-0 3/-2 |                                |

### BOSTON UNIVERSITY - 1/2/10 - L, 3-7

|                                 |                                 |                               |
|---------------------------------|---------------------------------|-------------------------------|
| LW 14 T.J. Syner 1-0-1 2/-1     | C 7 Casey Wellman 1-1-2 4/-2    | RW 19 James Marcou 0-2-2 0/-2 |
| LW 11 Daniel Hobbs 0-0-0 1/E    | C 25 Michael Lecomte 0-0-0 1/-1 | RW 10 Will Ortiz 1-0-1 4/E    |
| LW 21 Marc Concannon 0-0-0 1/E  | C 26 Brett Watson 0-0-0 2/E     | RW 16 Eddie Olczyk 0-0-0 0/E  |
| LW 15 Brian Keane 0-0-0 0/-2    | C 12 Rocco Carzo 0-0-0 1/-2     | RW 3 Kevin Czepiel 0-0-0 0/-1 |
| LD 44 Matthew Irwin 0-0-0 3/-1  | RD 27 Justin Braun 0-2-2 4/E    | G 31 Paul Dainton 0-0-0 0     |
| LD 2 Martin Nolet 0-0-0 0/-2    | RD 28 Darren Rowe 0-0-0 0/-1    | G 33 Dan Meyers 0-0-0 0       |
| LD 18 Douglas Kublin 0-0-0 0/-1 | RD 22 Michael Marcou 0-0-0 0/-3 |                               |

### NEW HAMPSHIRE - 1/9/10 - L, 2-7

|                                |                                 |                                 |
|--------------------------------|---------------------------------|---------------------------------|
| LW 14 T.J. Syner 1-0-1 5/+1    | C 7 Casey Wellman 0-1-1 1/E     | RW 19 James Marcou 0-0-0 1/-1   |
| LW 11 Daniel Hobbs 0-0-0 1/-1  | C 12 Rocco Carzo 1-0-1 2/-1     | RW 10 Will Ortiz 0-0-0 4/-2     |
| LW 15 Brian Keane 0-0-0 0/-1   | C 26 Brett Watson 0-0-0 4/-1    | RW 21 Marc Concannon 0-0-0 1/-1 |
| LW 9 Shawn Saunders 0-0-0 0/-1 | C 3 Kevin Czepiel 0-0-0 0/E     | RW 16 Eddie Olczyk 0-0-0 2/E    |
| LD 44 Matthew Irwin 0-1-1 3/-2 | RD 27 Justin Braun 0-0-0 3/-1   | G 31 Paul Dainton 0-0-0 0       |
| LD 2 Martin Nolet 0-0-0 0/E    | RD 28 Darren Rowe 0-0-0 1/-1    | G 33 Dan Meyers 0-0-0 0         |
| LD 18 Douglas Kublin 0-0-0 0/E | RD 22 Michael Marcou 0-0-0 0/-2 |                                 |

### NORTHEASTERN - 1/10/10 - W, 4-1

|                               |                              |                              |
|-------------------------------|------------------------------|------------------------------|
| LW 14 T.J. Syner 0-0-0 4/E    | C 7 Casey Wellman 1-0-1 3/E  | RW 19 James Marcou 1-1-2 6/E |
| LW 11 Daniel Hobbs 0-0-0 0/+1 | C 26 Brett Watson 0-0-0 1/-1 | RW 10 Will Ortiz 1-2-3 3/+1  |
| LW 15 Brian Keane 0-0-        |                              |                              |

**MASSACHUSETTS AT #17 MAINE • MARCH 5-6, 2010 • 9**

| AT UMASS LOWELL - 1/16/10 - W, 2-1 |                                 |                                 |
|------------------------------------|---------------------------------|---------------------------------|
| LW 11 Daniel Hobbs 0-0-0 0/E       | C 26 Brett Watson 0-0-0 0/E     | RW 10 Will Ortiz 0-0-0 1/E      |
| LW 14 T.J. Syner 0-0-0 1/E         | C 7 Casey Wellman 0-0-0 3/E     | RW 19 James Marcou 0-1-1 1/-1   |
| LW 15 Brian Keane 0-0-0 0/+1       | C 12 Rocco Carzo 0-1-1 1/E      | RW 21 Marc Concannon 1-0-1 1/+1 |
| LW 9 Shawn Saunders 0-0-0 3/-1     | C 3 Kevin Czepiel 0-0-0 1/E     | RW 16 Eddie Olczyk 0-0-0 0/E    |
| LD 2 Martin Nolet 0-0-0 0/E        | RD 24 Kevin Kessler 0-0-0 0/E   | G 31 Paul Dainton 0-0-0 0       |
| LD 44 Matthew Irwin 1-0-1 1/-1     | RD 27 Justin Braun 0-2-2 2/E    | G 33 Dan Meyers 0-0-0 0         |
| LD 18 Douglas Kublin 0-0-0 0/E     | RD 22 Michael Marcou 0-0-0 2/+1 |                                 |

| VERMONT - 1/23/10 - W, 3-1     |                                |                                |
|--------------------------------|--------------------------------|--------------------------------|
| LW 14 T.J. Syner 0-0-0 2/+1    | C 7 Casey Wellman 2-1-3 3/+2   | RW 19 James Marcou 1-1-2 4/+2  |
| LW 11 Daniel Hobbs 0-0-0 2/E   | C 26 Brett Watson 0-0-0 0/E    | RW 10 Will Ortiz 0-0-0 1/E     |
| LW 15 Brian Keane 0-0-0 0/E    | C 12 Rocco Carzo 0-0-0 1/E     | RW 21 Marc Concannon 0-0-0 0/E |
| LW 9 Shawn Saunders 0-0-0 3/+1 | C 3 Kevin Czepiel 0-0-0 3/E    | RW 16 Eddie Olczyk 0-0-0 1/E   |
| LD 44 Matthew Irwin 0-1-1 2/+3 | RD 27 Justin Braun 0-0-0 3/+1  | G 31 Paul Dainton 0-0-0 0      |
| LD 2 Martin Nolet 0-0-0 2/E    | RD 24 Kevin Kessler 0-0-0 1/E  | G 33 Dan Meyers 0-0-0 0        |
| LD 28 Darren Rowe 0-0-0 1/E    | RD 22 Michael Marcou 0-0-0 2/E |                                |

| VERMONT - 1/24/10 - L, 0-3     |                                |                                |
|--------------------------------|--------------------------------|--------------------------------|
| LW 11 Daniel Hobbs 0-0-0 3/E   | C 26 Brett Watson 0-0-0 0/E    | RW 10 Will Ortiz 0-0-0 1/-1    |
| LW 14 T.J. Syner 0-0-0 5/-1    | C 7 Casey Wellman 0-0-0 7/-2   | RW 19 James Marcou 0-0-0 2/-2  |
| LW 15 Brian Keane 0-0-0 1/E    | C 12 Rocco Carzo 0-0-0 3/-1    | RW 4 Mike Donnellan 0-0-0 0/-1 |
| LW 9 Shawn Saunders 0-0-0 1/E  | C 3 Kevin Czepiel 0-0-0 0/E    | RW 16 Eddie Olczyk 0-0-0 3/E   |
| LD 2 Martin Nolet 0-0-0 1/E    | RD 22 Michael Marcou 0-0-0 0/E | G 31 Paul Dainton 0-0-0 0      |
| LD 44 Matthew Irwin 0-0-0 2/-1 | RD 27 Justin Braun 0-0-0 2/-2  | G 33 Dan Meyers 0-0-0 0        |
| LD 28 Darren Rowe 0-0-0 0/E    | RD 24 Kevin Kessler 0-0-0 0/E  |                                |

| BOSTON UNIVERSITY - 1/29/10 - L, 2-6 |                                 |                                |
|--------------------------------------|---------------------------------|--------------------------------|
| LW 14 T.J. Syner 0-0-0 6/-1          | C 7 Casey Wellman 0-1-1 5/-3    | RW 19 James Marcou 0-0-0 1/-3  |
| LW 17 Chase Langeraaap 0-0-0 1/-1    | C 26 Brett Watson 0-0-0 1/E     | RW 10 Will Ortiz 0-1-1 7/-1    |
| LW 15 Brian Keane 1-0-1 2/E          | C 12 Rocco Carzo 0-0-0 2/E      | RW 21 Marc Concannon 0-1-1 0/E |
| LW 9 Shawn Saunders 0-0-0 3/E        | C 3 Kevin Czepiel 0-0-0 0/E     | RW 16 Eddie Olczyk 0-0-0 2/E   |
| LD 44 Matthew Irwin 0-0-0 2/+1       | RD 27 Justin Braun 0-1-1 5/-1   | G 31 Paul Dainton 0-0-0 0      |
| LD 2 Martin Nolet 1-0-1 3/-4         | RD 22 Michael Marcou 0-0-0 1/-2 | G 33 Dan Meyers 0-0-0 0        |
| LD 24 Kevin Kessler 0-0-0 0/E        | RD 28 Darren Rowe 0-0-0 0/E     |                                |

| PROVIDENCE - 1/30/10 - W, 4-1    |                                 |                                |
|----------------------------------|---------------------------------|--------------------------------|
| LW 14 T.J. Syner 0-1-1 4/E       | C 7 Casey Wellman 0-1-1 5/E     | RW 19 James Marcou 0-1-1 1/E   |
| LW 17 Chase Langeraaap 0-0-0 2/E | C 26 Brett Watson 0-0-0 1/E     | RW 10 Will Ortiz 1-0-1 6/E     |
| LW 15 Brian Keane 0-1-1 2/E      | C 12 Rocco Carzo 1-0-1 1/E      | RW 21 Marc Concannon 0-1-1 0/E |
| LW 9 Shawn Saunders 0-0-0 0/+1   | C 3 Kevin Czepiel 0-0-0 1/+1    | RW 16 Eddie Olczyk 1-0-1 3/+1  |
| LD 44 Matthew Irwin 0-0-0 7/E    | RD 27 Justin Braun 0-0-0 4/E    | G 31 Paul Dainton 0-0-0 0      |
| LD 2 Martin Nolet 0-0-0 1/E      | RD 22 Michael Marcou 1-0-1 2/+1 | G 33 Dan Meyers 0-0-0 0        |
| LD 24 Kevin Kessler 0-0-0 1/E    | RD 28 Darren Rowe 0-2-2 2/+1    |                                |

| BOSTON COLLEGE - 2/5/10 - L, 1-7  |                                 |                                 |
|-----------------------------------|---------------------------------|---------------------------------|
| LW 14 T.J. Syner 0-0-0 1/-2       | C 7 Casey Wellman 0-0-0 2/-2    | RW 19 James Marcou 1-0-1 4/-1   |
| LW 17 Chase Langeraaap 0-0-0 2/-1 | C 26 Brett Watson 0-0-0 0/-3    | RW 10 Will Ortiz 0-0-0 7/-1     |
| LW 15 Brian Keane 0-0-0 1/-2      | C 12 Rocco Carzo 0-1-1 1/E      | RW 21 Marc Concannon 0-0-0 0/-3 |
| LW 9 Shawn Saunders 0-0-0 0/E     | C 3 Kevin Czepiel 0-0-0 0/E     | RW 16 Eddie Olczyk 0-0-0 0/E    |
| LD 2 Martin Nolet 0-0-0 0/-3      | RD 27 Justin Braun 0-0-0 3/E    | G 31 Paul Dainton 0-0-0 0       |
| LD 44 Matthew Irwin 0-1-1 0/-1    | RD 22 Michael Marcou 0-0-0 1/-4 | G 33 Dan Meyers 0-0-0 0         |
| LD 24 Kevin Kessler 0-0-0 0/-2    | RD 28 Darren Rowe 0-0-0 1/E     |                                 |

| NORTHEASTERN - 2/12/10 - L, 0-2  |                               |                                |
|----------------------------------|-------------------------------|--------------------------------|
| LW 11 Daniel Hobbs 0-0-0 1/E     | C 12 Rocco Carzo 0-0-0 1/-1   | RW 10 Will Ortiz 0-0-0 6/-1    |
| LW 14 T.J. Syner 0-0-0 3/-1      | C 7 Casey Wellman 0-0-0 2/E   | RW 19 James Marcou 0-0-0 4/-1  |
| LW 17 Chase Langeraaap 0-0-0 1/E | C 26 Brett Watson 0-0-0 5/E   | RW 21 Marc Concannon 0-0-0 0/E |
| LW 9 Shawn Saunders 0-0-0 0/E    | C 3 Kevin Czepiel 0-0-0 0/E   | RW 16 Eddie Olczyk 0-0-0 1/E   |
| LD 2 Martin Nolet 0-0-0 0/E      | RD 28 Darren Rowe 0-0-0 0/E   | G 31 Paul Dainton 0-0-0 0      |
| LD 44 Matthew Irwin 0-0-0 2/E    | RD 27 Justin Braun 0-0-0 5/E  | G 33 Dan Meyers 0-0-0 0        |
| LD 22 Michael Marcou 0-0-0 0/-1  | RD 4 Mike Donnellan 0-0-0 0/E |                                |

| NORTHEASTERN - 2/13/10 - L, 3-6   |                                 |                                |
|-----------------------------------|---------------------------------|--------------------------------|
| LW 14 T.J. Syner 0-0-0 0/-2       | C 7 Casey Wellman 0-1-1 1/E     | RW 10 Will Ortiz 1-0-1 8/E     |
| LW 11 Daniel Hobbs 1-0-1 3/+1     | C 12 Rocco Carzo 0-0-0 2/-1     | RW 19 James Marcou 0-1-1 4/E   |
| LW 9 Shawn Saunders 0-0-0 0/E     | C 26 Brett Watson 0-0-0 3/E     | RW 21 Marc Concannon 0-0-0 1/E |
| LW 17 Chase Langeraaap 0-1-1 2/+1 | C 25 Michael Lecomte 0-1-1 1/+1 | RW 16 Eddie Olczyk 0-0-0 1/E   |
| LD 44 Matthew Irwin 0-0-0 2/-1    | RD 27 Justin Braun 0-0-0 6/+1   | G 31 Paul Dainton 0-0-0 1      |
| LD 2 Martin Nolet 0-0-0 1/-1      | RD 22 Michael Marcou 1-0-1 1/E  | G 33 Dan Meyers 0-0-0 0        |
| LD 28 Darren Rowe 0-0-0 0/+2      | RD 24 Kevin Kessler 0-0-0 0/-1  |                                |

| MERRIMACK - 2/19/10 - L, 1-4     |                                 |                                |
|----------------------------------|---------------------------------|--------------------------------|
| LW 17 Chase Langeraaap 0-0-0 1/E | C 26 Brett Watson 0-0-0 0/E     | RW 21 Marc Concannon 0-0-0 1/E |
| LW 14 T.J. Syner 0-0-0 4/E       | C 7 Casey Wellman 0-0-0 3/E     | RW 19 James Marcou 1-0-1 2/E   |
| LW 11 Daniel Hobbs 0-0-0 0/-2    | C 12 Rocco Carzo 0-0-0 1/-2     | RW 10 Will Ortiz 0-1-1 3/-2    |
| LW 9 Shawn Saunders 0-0-0 1/E    | C 3 Kevin Czepiel 0-0-0 0/E     | RW 16 Eddie Olczyk 0-0-0 0/E   |
| LD 44 Matthew Irwin 0-1-1 4/E    | RD 27 Justin Braun 0-0-0 1/E    | G 31 Paul Dainton 0-0-0 0      |
| LD 2 Martin Nolet 0-0-0 0/-1     | RD 22 Michael Marcou 0-0-0 1/-2 | G 33 Dan Meyers 0-0-0 0        |
| LD 28 Darren Rowe 0-0-0 0/-1     | RD 24 Kevin Kessler 0-0-0 0/E   |                                |

| MERRIMACK - 2/20/10 - L, 0-3     |                                 |                                |
|----------------------------------|---------------------------------|--------------------------------|
| LW 11 Daniel Hobbs 0-0-0 4/-2    | C 25 Michael Lecomte 0-0-0 2/-1 | RW 10 Will Ortiz 0-0-0 1/-2    |
| LW 14 T.J. Syner 0-0-0 3/E       | C 7 Casey Wellman 0-0-0 5/E     | RW 19 James Marcou 0-0-0 1/E   |
| LW 17 Chase Langeraaap 0-0-0 0/E | C 26 Brett Watson 0-0-0 4/E     | RW 21 Marc Concannon 0-0-0 2/E |
| LW 9 Shawn Saunders 0-0-0 2/E    | C 12 Rocco Carzo 0-0-0 6/-1     | RW 3 Kevin Czepiel 0-0-0 1/E   |
| LD 2 Martin Nolet 0-0-0 3/-2     | RD 27 Justin Braun 0-0-0 3/E    | G 31 Paul Dainton 0-0-0 0      |
| LD 44 Matthew Irwin 0-0-0 1/E    | RD 22 Michael Marcou 0-0-0 1/-1 | G 33 Dan Meyers 0-0-0 0        |
| LD 28 Darren Rowe 0-0-0 2/-1     | RD 24 Kevin Kessler 0-0-0 1/E   |                                |

| BOSTON COLLEGE - 2/26/10 - L, 1-2 (OT) |                                |                                 |
|----------------------------------------|--------------------------------|---------------------------------|
| LW 14 T.J. Syner 0-0-0 1/-2            | C 12 Rocco Carzo 0-0-0 2/-2    | RW 10 Will Ortiz 0-0-0 3/-2     |
| LW 19 James Marcou 0-0-0 2/E           | C 25 Michael Lecomte 0-0-0 3/E | RW 7 Casey Wellman 0-0-0 6/E    |
| LW 11 Daniel Hobbs 0-1-1 2/+1          | C 26 Brett Watson 1-0-1 4/+1   | RW 21 Marc Concannon 0-0-0 2/+1 |
| LW 9 Shawn Saunders 0-0-0 1/E          | C 3 Kevin Czepiel 0-0-0 0/E    | RW 16 Eddie Olczyk 0-0-0 0/E    |
| LD 44 Matthew Irwin 0-0-0 2/-1         | RD 27 Justin Braun 0-1-1 3/-1  | G 31 Paul Dainton 0-0-0 0       |
| LD 2 Martin Nolet 0-0-0 3/-1           | RD 22 Michael Marcou 0-0-0 0/E | G 33 Dan Meyers 0-0-0 0         |
| LD 28 Darren Rowe 0-0-0 1/+1           | RD 24 Kevin Kessler 0-0-0 0/E  |                                 |

**2009-10 SEASON LINE COMBOS**

**FORWARDS**

| LW         | C          | RW        | GP | Record | G-A-Pts  | +/- |
|------------|------------|-----------|----|--------|----------|-----|
| Syner      | Wellman    | J. Marcou | 22 | 12-10  | 24-43-67 | -25 |
| Concannon  | Wellman    | J. Marcou | 1  | 1-0    | 0-0-0    | -3  |
| Hobbs      | Wellman    | J. Marcou | 3  | 2-1    | 3-7-10   | +8  |
| Keane      | Wellman    | J. Marcou | 4  | 2-2    | 7-9-16   | +2  |
| Syner      | Wellman    | Ortiz     | 1  | 0-1    | 1-1-2    | -2  |
| Langeraaap | Lecomte    | Ortiz     | 8  | 6-2    | 7-10-17  | +6  |
| Hobbs      | Lecomte    | Ortiz     | 3  | 1-2    | 4-2-6    | -3  |
| Marcou     | Lecomte    | Wellman   | 1  | 0-1    | 0-0-0    | E   |
| Saunders   | Lecomte    | Ortiz     | 1  | 1-0    | 1-2-3    | +1  |
| Syner      | Lecomte    | Ortiz     | 1  | 0-1    | 1-2-3    | -6  |
| Carzo      | Lecomte    | Ortiz     | 1  | 0-1    | 0-0-0    | E   |
| Langeraaap | Lecomte    | Olczyk    | 1  | 0-1    | 0-2-2    | +2  |
| Keane      | Watson     | Saunders  | 2  | 2-0    | 0-0-0    | -1  |
| Keane      | Watson     | Olczyk    | 1  | 1-0    | 0-0-0    | +1  |
| Keane      | Watson     | Concannon | 8  | 5-3    | 1-2-3    | -5  |
| Keane      | Watson     | Boehm     | 1  | 1-0    | 1-1-2    | +4  |
| Hobbs      | Watson     | Concannon | 7  | 2-5    | 2-5-7    | +5  |
| Hobbs      | Watson     | Ortiz     | 5  | 4-1    | 2-3-5    | E   |
| Concannon  | Watson     | Olczyk    | 1  | 0-1    | 0-0-0    | E   |
| Langeraaap | Watson     | Ortiz     | 3  | 1-2    | 1-1-2    | -7  |
| Langeraaap | Watson     | Concannon | 3  | 0-3    | 0-0-0    | E   |
| Saunders   | Watson     | Concannon | 1  | 0-1    | 0-0-0    | E   |
| Syner      | Langeraaap | Ortiz     | 1  | 0-1    | 0-1-1    | -3  |
| Keane      | Carzo      | Concannon | 7  | 5-2    | 4-5-9    | -4  |
| Hobbs      | Carzo      | Olczyk    | 1  | 1-0    | 1-0-1    | E   |
| Langeraaap | Carzo      | Ortiz     | 1  | 1-0    | 2-3-5    | +7  |
| Hobbs      | Carzo      | Ortiz     | 5  | 1-4    | 0-1-1    | -17 |
| Hobbs      | Carzo      | Boehm     | 1  | 1-0    | 0-0-0    | E   |
| Hobbs      | Carzo      | Czepiel   | 1  | 1-0    | 0-0-0    | -1  |
| Hobbs      | Carzo      | Marcou    | 1  | 0-1    | 1-1-2    | E   |
| Saunders   | Carzo      | Boehm     | 2  | 1-1    | 0-1-1    | -1  |
| Syner      | Carzo      | Boehm     | 2  | 2-0    | 2-3-5    | -1  |
| Olczyk     | Carzo      | Boehm     | 1  | 0-1    | 0-0-0    | E   |
| Langeraaap | Carzo      | Boehm     | 1  | 0-1    | 0-0-0    | E   |
| Keane      | Carzo      | Czepiel   | 1  | 0-1    | 0-0-0    | -5  |
| Syner      | Carzo      | Ortiz     | 1  | 0-1    | 0-0-0    | -6  |
| Saunders   | Carzo      | Czepiel   | 1  | 0-1    | 0-0-0    | -1  |
| Saunders   | Czepiel    | Olczyk    | 13 | 5-8    | 2-1-3    | +2  |
| Hobbs      | Rowe       | Olczyk    | 1  | 1-0    | 0-1-1    | -1  |

**DEFENSEMAN**

| LD        | RD        | GP | Record | G-A-Pts | +/- |
|-----------|-----------|----|--------|---------|-----|
| Nolet     | Braun     | 18 | 11-7   | 6-17-23 | +3  |
| Nolet     | Rowe      | 6  | 2-4    | 0-1-1   | -1  |
| Nolet     | Kessler   | 2  | 2-0    | 0-0-0   | E   |
| Nolet     | M. Marcou | 6  | 1-5    | 2-0-2   | -10 |
| Irwin     | Donnellan | 6  | 5-1    | 5-4-9   | -4  |
| Irwin     | M. Marcou | 10 | 4-6    | 3-6-9   | -9  |
| Irwin     | Braun     | 14 | 5-9    | 1-11-12 | -2  |
| Irwin     | Kessler   | 2  | 2-0    | 0-2-2   | -1  |
| Kublin    | M. Marcou | 14 | 10-4   | 2-1-3   | -1  |
| Kublin    | Kessler   | 4  | 3-1    | 0-0-0   | +1  |
| Kublin    | Rowe      | 3  | 1-2    | 0-0-0   | +1  |
| Rowe      | Kessler   | 9  | 1-8    | 0-2-2   | -2  |
| Rowe      | M. Marcou | 1  | 1-0    | 0-0-0   | E   |
| M. Marcou | Donnellan | 1  | 0-1    | 0-0-0   | -1  |

# The Last Time That...

| <b>Individual</b>             | <b>Massachusetts</b>                               |
|-------------------------------|----------------------------------------------------|
| Scored three goals            | 3, James Marcou vs. Vermont (1/25/08)              |
|                               | 3, Casey Wellman at Vermont (11/24/09)             |
| Scored four goals             | 4, Dennis Wright vs. Trinity College (1/18/94)     |
| Scored five goals             | 7, Pat Keenan vs. Holy Cross (2/24/70)             |
| Recorded 3 assists            | 3, Justin Braun at Northeastern (1/10/10)          |
| Recorded four assists         | 4, James Marcou vs. RPI (10/8/09)                  |
|                               | 4, James Marcou vs. Northeastern (1/30/09)         |
|                               | 4, Casey Wellman vs. Providence (10/31/08)         |
| Recorded five assists         | 6, Ron Pozzo vs. Wesleyan (1/9/57)                 |
|                               | 5, James Marcou at Vermont (11/24/09)              |
| Recorded four points          | 4, Casey Wellman (3-1) at Vermont (11/24/09)       |
|                               | 4, James Marcou (1-3) vs. Maine (10/23/09)         |
|                               | 4, James Marcou (0-4) vs. RPI (10/8/09)            |
|                               | 4, James Marcou (0-4) vs. Northeastern (1/30/08)   |
|                               | 4, Casey Wellman (0-4) vs. Providence (10/31/08)   |
| Recorded five points          | 5, James Marcou (0-5) at Vermont (11/24/09)        |
|                               | 5, James Marcou (2-3), vs. Providence (10/31/08)   |
| Recorded six points           | 6, (3-3), Warren Norris vs. Sacred Heart (2/19/94) |
| Scored three power-play goals | 3, Marvin Degon, vs. Merrimack (1/7/06)            |
| Scored two power-play goals   | 2, Matt Irwin vs. RPI (10/8/09)                    |
|                               | 2, James Marcou vs. North Dakota (10/11/08)        |
| Scored one shorthanded goal   | 1, Will Ortiz vs. Northeastern (2/13/09)           |
| Scored two shorthanded goals  | 2, Matt Anderson vs. Dartmouth (11/30/02)          |
| Scored an overtime goal       | James Marcou at Yale (11/19/09)                    |
| Took a penalty shot           | Will Ortiz at St. Lawrence (10/13/07)              |
| Scored on a penalty shot      | Jeff Turner vs. UMass Lowell (2/6/00)              |
| Recorded 30 saves             | 31, Paul Dainton at Boston College (2/26/10)       |
| Recorded 40 saves             | 42, Paul Dainton vs. New Hampshire (11/13/09)      |
| Recorded 50+ saves            | 59, Gabe Winer vs. Maine (3/20/04)                 |
| Recorded a shutout            | Dan Meyers vs. Rensselaer (6-0; 10/21/08)          |
| Goaltender scored a goal      | Jon Quick vs. Merrimack (1/6/07)                   |
| Goaltender assisted on a goal | Jon Quick vs. Northeastern (11/18/06)              |

| <b>Team</b>                   | <b>Massachusetts</b>          |
|-------------------------------|-------------------------------|
| Took under 20 shots           | 17 at UMass Lowell (1/16/10)  |
| Took 40+ shots                | 42 vs. Merrimack (2/20/10)    |
| Took 50+ shots                | 55 vs. Union (11/25/07)       |
| Scored seven goals            | 7 vs. Dartmouth (11/30/02)    |
| Scored eight goals            | 8 vs. UConn (11/18/06)        |
| Scored nine goals             | 9 vs. Providence (10/31/08)   |
|                               | 9 at Trinity (1/18/94)        |
| Scored 10+ goals              | 10, vs. Air Force (11/30/96)  |
| Scored three power-play goals | 3, at Northeastern, (1/10/10) |
| Scored four power-play goals  | 4, vs. RPI (10/8/09)          |
|                               | 4, vs. Clarkson, (10/9/04)    |
| Scored five power-play goals  | 5 vs. Army (10/27/95)         |
| Scored two shorthanded goals  | 2 vs. Dartmouth (11/30/02)    |

| <b>Individual</b>             | <b>Opponent</b>                                  |
|-------------------------------|--------------------------------------------------|
| Scored three goals            | 3, Joe Cucci, Merrimack (2/19/10)                |
| Scored four goals             | 4, Matt Murley, Rensselaer (11/18/00)            |
| Scored five goals             | none since 1993                                  |
| Recorded 3 assists            | 3, Jesse Todd, Merrimack (2/19/10)               |
| Recorded four assists         | 4, Brian Gibbons, Boston College (2/5/10)        |
| Recorded five assists         | 5, Christian Sbrocca, UML (10/22/94)             |
| Recorded four points          | 4, (0-4), Brian Gibbons, Boston College (2/5/10) |
|                               | 4, (2-2), Paul Thompson, UNH (1/9/10)            |
|                               | 4, (2-2), Bobby Butler, UNH (1/9/10)             |
| Recorded five points          | 5, (1-4), Jason Guerriero, NU (3/5/05)           |
| Recorded six points           | 6, (2-4) Mike Morris, NU (3/5/05)                |
|                               | 6, (3-3), Tom Perry vs. Sacred Heart (2/19/94)   |
| Scored two power-play goals   | 2, Wade MacLeod, NU. (2/13/10)                   |
| Scored two shorthanded goals  | none since 1993                                  |
| Scored an overtime goal       | Chris Kreider, Boston College (2/26/10)          |
|                               | Brandon Wong, Quinnipiac (11/28/09)              |
|                               | Bobby Butler, New Hampshire (1/10/09)            |
|                               | Peter Lenes, Vermont (11/25/08)                  |
|                               | Wes Clark, Maine (2/24/08)                       |
| Took a penalty shot           | Colin Shields, Maine (11/21/03)                  |
| Scored on a penalty shot      | Preston Callander, UNH (1/17/03)                 |
| Recorded 30 saves             | 34, Parker Milner, Boston College (2/26/10)      |
| Recorded 40 saves             | 42, Joe Cannata, Merrimack (2/20/10)             |
| Recorded 50+ saves            | 50, Corey Milan, Union (11/25/07)                |
| Recorded a shutout            | Chris Rawlings, NU (0-2; 2/12/10)                |
| Goaltender assisted on a goal | Keith Kinkaid, Union (12/29/09)                  |

| <b>Team</b>                   | <b>Opponent</b>              |
|-------------------------------|------------------------------|
| Took under 20 shots           | 19, Vermont (1/24/10)        |
| Took 40 shots                 | 45, New Hampshire (11/13/09) |
|                               | 45, at Quinnipiac (11/28/09) |
| Took 50+ shots                | 63, Boston College (2/23/01) |
| Scored seven goals            | 7, Boston College (2/5/10)   |
| Scored eight goals            | 8, Northeastern (3/5/05)     |
| Scored nine goals             | 9, Boston College (1/31/03)  |
| Scored 10+ goals              | 12, Maine (2/14/98)          |
| Scored three power-play goals | 3, Northeastern (2/13/10)    |
| Scored four power-play goals  | 4, Northeastern (3/5/05)     |
| Scored five power-play goals  | 5, Rensselaer (11/18/00)     |
| Score two shorthanded goals   | 2, Boston College (1/31/03)  |

## Player CAREER HIGHS

### DAVID BOEHM

Goals: 1 - 2x - most recent vs. UNH (11/13/09)  
 Ast: 1 vs. Maine (10/23/09)  
 Pts: 1 - 3x - most recent vs. UNH (11/13/09)

### JUSTIN BRAUN

Goals: 1 - 18x - recent at Vermont (11/24/09)  
 Ast: 3 at Northeastern (1/10/10)  
 Pts: 3 - 3x - recent at Northeastern (1/10/10)

### ROCCO CARZO

Goals: 1 - 5x - recent at Providence (1/30/10)  
 Ast: 2 - vs. Boston University (10/18/09)  
 Pts: 3 - vs. Boston University (10/18/09)

### MARC CONCANNON

Goals: 1 - 4x - recent at UMass Lowell (1/16/10)  
 Ast: 1 - 5x - recent at Providence (1/30/10)  
 Pts: 1 - 9x - recent at Providence (1/30/10)

### KEVIN CZEPIEL

Goals: 1 vs. Bentley (12/30/09)  
 Ast: n/a  
 Pts: 1 vs. Bentley (12/30/09)

### PAUL DAINTON

Saves: 42 - vs. UNH (11/13/09)

### MIKE DONNELLAN

Goals: n/a  
 Ast: n/a  
 Pts: n/a

### DANNY HOBBS

Goals: 1 - 4x - most recent at NU (2/13/10)  
 Ast: 2 vs. UNH (11/13/09)  
 Pts: 2 vs. UNH (11/13/09)

### MATT IRWIN

Goals: 2 vs. RPI (10/8/09)  
 Ast: 2 - 2x - recent at Northeastern (1/10/10)  
 Points: 3 vs. RPI (10/8/09)

### BRIAN KEANE

Goals: 1 - 8x - recent at Boston Univ. (1/29/10)  
 Ast: 1 - 6x - recent at Providence (1/30/10)  
 Points: 1 - 14x - recent at Providence (1/30/10)

### KEVIN KESSLER

Goals: 1 - vs. Maine (2/2/09)  
 Ast: 1 - at Providence (1/18/08)  
 Points: 1 - 2x - most recent vs. Maine (1/2/09)

### DOUG KUBLIN

Goals: 1 - at Rensselaer (10/21/08)  
 Ast: 1 - 3x - recent vs. Boston Univ. (10/18/09)  
 Pts: 1 - 4x - recent vs. Boston Univ. (10/18/09)

### CHASE LANGERAAP

Goals: 1 - 8x - most recent vs. Maine (2/20/09)  
 Ast: 2 - 2x - most recent vs. Providence (1/16/09)  
 Pts: 2 - 4x - most recent vs. Providence (1/16/09)

### MIKE LECOMTE

Goals: 2 - 2x - most recent vs. Niagara (11/6/09)  
 Ast: 2 - vs. Merrimack (3/7/09)  
 Pts: 2 - 6 times - recent at Quinnipiac (11/28/09)

### JAMES MARCOU

Goals: 3 - vs. Vermont (Jan 25, 2008)  
 Ast: 5 at Vermont (11/24/09)  
 Pts: 5 - 2x - recent at Vermont (11/24/09)

### MICHAEL MARCOU

Goals: 1 - 7x - most recent at NU (2/13/10)  
 Ast: 1 - 4x - most recent at Quinnipiac (11/28/09)  
 Pts: 2 - 5x - most recent at Yale (11/19/09)

### DAN MEYERS

Saves: 41 - at New Hampshire (1/10/09)

### MARTIN NOLET

Goals: 1 - 9x - recent at Boston Univ. (1/29/10)  
 Ast: 2 - vs. Niagara (11/6/09)  
 Pts: 2 - 3x - most recent vs. Niagara (11/6/09)

### EDDIE OLCZYK

Goals: 1 - at Providence (1/30/10)  
 Ast: n/a  
 Pts: 1 - at Providence (1/30/10)

### WILL ORTIZ

Goals: 2 - 3x - recent vs. Merrimack (12/12/09)  
 Ast: 3 - vs. Niagara (12/1/07)  
 Points: 4 - vs. Niagara (12/1/07)

### DARREN ROWE

Goals: n/a  
 Ast: 2 - at Providence (1/30/10)  
 Pts: 2 - at Providence (1/30/10)

### SHAWN SAUNDERS

Goals: 1 - 2x - recent vs. UMass Lowell (2/7/09)  
 Ast: 1 - 4x - most recent vs. Bentley (12/30/09)  
 Pts: 1 - 6x - most recent vs. Bentley (12/30/09)

### T.J. SYNER

Goals: 1 - 12x - recent at UNH (1/9/10)  
 Ast: 2 - 3x - recent vs. UMass Lowell (1/15/10)  
 Pts: 3 - vs. Connecticut (12/5/08)

### BRETT WATSON

Goals: 1 - 3x - most recent @ Boston Clg. (2/26/10)  
 Ast: 2 - 2x - recent vs. Boston Univ. (11/14/08)  
 Pts: 2 - 2x - recent vs. Boston Univ. (11/14/08)

### CASEY WELLMAN

Goals: 3 at Vermont (11/24/09)  
 Ast: 4 - vs. Providence (10/31/08)  
 Pts: 4 - 2x - recent at Vermont (11/24/09)

# Radio INFORMATION

All University of Massachusetts hockey games can be heard live on the UMass Radio Network, with WRNX 100.9 FM serving as the flagship station in Western Massachusetts. Several games throughout the season will also be carried on WMUA 91.1 FM. In addition, every game and coaches show can be heard live on the worldwide web, by logging on to [www.umassathletics.com](http://www.umassathletics.com). The pregame show begins 30 minutes prior to opening faceoff.

UMass and WRNX agreed to a three-year contract beginning with the 2009-2010 season, for which UMass has brought its entire radio network operations in-house while purchasing the air time directly from WRNX, a move that allows the university to control all network commercial inventory and generate more corporate revenue for the athletic program. The contract includes all radio broadcasts of UMass football, men's basketball, and ice hockey games, home and away, as well as the weekly coaches shows. For advertising information, contact Todd McDonald at 413-545-9596.



## The Bud Light UMass Hockey Show At The Hangar

For the 10th consecutive season The Hangar Pub and Grill, on University Drive in Amherst, will serve as the setting of the Bud Light UMass Hockey Show. John Hennessey hosts of the weekly show which is broadcast live on WRNX 100.9 FM.

The show begins at 7:00 p.m. on Tuesday nights (see schedule below), and features segments on upcoming opponents, discussion of past games and insight into Hockey East as a whole. It also features weekly appearances by UMass players.

### 2009-10 Show Schedule

| Day   | Date     | Upcoming Opponent(s)               | Show Time |
|-------|----------|------------------------------------|-----------|
| Tues. | Oct. 6   | Rensselaer - Watson/Braun          | 7 PM      |
| Tues. | Oct. 13  | BU/Maine - Carzo/Olczyk            | 7 PM      |
| Tues. | Oct. 27  | Providence - Keane/M. Marcou       | 7 PM      |
| Tues. | Nov. 3   | Niagara - Hobbs/Irwin              | 7 PM      |
| Tues. | Nov. 10  | UNH -Nolet/Lecomte                 | 7 PM      |
| Tues. | Dec. 1   | BC/UML - Ortiz/Wellman             | 7 PM      |
| Tues. | Jan. 5   | NU/UNH - Kublin/J. Marcou          | 7 PM      |
| Tues. | Jan. 12  | UMass Lowell - Kessler/Saunders    | 7 PM      |
| Tues. | Jan. 19  | Vermont - Concannon                | 7 PM      |
| Tues. | Jan. 26  | Boston Univ./Prov. - Syner/Czepiel | 7 PM      |
| Tues. | Feb. 2   | Boston College - Nolet/Donnellan   | 7 PM      |
| Tues. | Feb. 9   | Northeastern - Raiola/Wolcott      | 7 PM      |
| Tues. | Feb. 16  | Merrimack - Watson/Ortiz           | 7 PM      |
| Tues. | Mar. 2   | Maine                              | 7 PM      |
| Tues. | Mar. 9 * | Hockey East Playoffs               | 7 PM      |

\* could be moved to Wed., Mar. 10

## The Broadcast Team



**John Hennessey** begins his first season with UMass calling the play-by-play action of the Minutemen and hosting the weekly Bud Light UMass Hockey Show. Hennessey is a veteran hockey announcer having spent six seasons with the NHL's New Jersey Devils most notably calling the franchise's 2003 run to the Stanley Cup.

Along with working with the Devils, Hennessey spent nine years with the American Hockey League's Albany River Rats including two of the past three years. Additionally, he provided play-by-play for televised games of Rensselaer Hockey, served as host of the television show "NHL Fox Face-Off" and spent several years early in his career working with the Northeastern and Providence hockey programs.

A 1982 graduate of Providence College, Hennessey is no stranger to Hockey East. He spent his college years as a Friar calling play-by-play for WDOM Radio to begin his career. He also spent the 1989-90 season calling play-by-play for the Friars on WICE Radio. In 1990-91, he called the action for Northeastern while also working as a sports anchor, producer and sports talk show host for WKOX Radio in Framingham and WBZ Radio in Boston.

Hennessey and his wife Adrienne currently reside in Long Valley, N.J.



**Brock Hines**, the senior member of the UMass Sports radio crew, returns for his 17th season of color commentary, as well as hosting the intermission and post game shows.

Hines played and coached hockey for over 25 years. He graduated from Deerfield Academy in 1979 and with a finance degree from Babson College in 1983.

While at Babson, he was the beat writer for the hockey and baseball teams, both coached by Steve Stirling, former New York Islanders head coach and Toot Cahoon's college linemate.

Past radio experience for Hines includes hockey color and football sideline reporting for Greenfield High School. He just completed a 26 year run of hosting a weekly radio show at Deerfield. In addition to his hockey duties at UMass, Hines has also provided color for the Minutewomen basketball team. In his tenure, he has teamed to win to Massachusetts Broadcaster awards and a MA/RI Associated Press award for Best Sports Broadcast.

Hines is the president of the Albert B. Allen Insurance Agency in Greenfield. He and his wife Laurie reside in Montague.



# Numerical ROSTER

| NO. | NAME                   | POS. | CL.  | HGT. | WGT. | S/C | BIRTHDATE  | HOMETOWN / LAST TEAM                                 |
|-----|------------------------|------|------|------|------|-----|------------|------------------------------------------------------|
| 2   | Martin Nolet (A) [LAK] | D    | Sr.  | 6-3  | 205  | L   | 10/2/1986  | Quebec City, Quebec / Champlain College              |
| 3   | Kevin Czepiel          | F    | Fr.  | 5-9  | 170  | R   | 3/15/1988  | Holyoke, Mass. / New Jersey (ECHL)                   |
| 4   | Mike Donnellan         | D    | Fr.  | 6-3  | 189  | R   | 3/3/1989   | Saxtons River, Vt. / Green Mountain (ECHL)           |
| 5   | Anthony Raiola *       | D    | Fr.  | 6-0  | 202  | L   | 1/24/1990  | Victoria, Minn. / North Iowa (NAHL)                  |
| 6   | Djan Lefebvre *        | D    | Fr.  | 6-2  | 194  | R   | 10/22/1990 | Sherbrooke, Quebec / Champlain College               |
| 7   | Casey Wellman          | F    | So.  | 6-1  | 185  | R   | 10/18/1987 | Brentwood, Calif. / Cedar Rapids (USHL)              |
| 9   | Shawn Saunders         | F    | Jr.  | 5-9  | 171  | L   | 3/25/1987  | Ipswich, Mass. / Oswego Admirals (OPJHL)             |
| 10  | Will Ortiz             | F    | Sr.  | 5-9  | 164  | R   | 5/19/1986  | Framingham, Mass. / Salisbury School                 |
| 11  | Danny Hobbs [NYR]      | F    | So.  | 6-0  | 191  | L   | 6/21/1989  | Shawville, Quebec / Columbus Jr. Blue Jackets (USHL) |
| 12  | Rocco Carzo            | F    | Fr.  | 6-1  | 197  | L   | 7/1/1990   | Media, Pa. / Des Moines (USHL)                       |
| 14  | T.J. Syner             | F    | So.  | 5-9  | 173  | L   | 10/13/88   | Springfield, Mass. / Indiana Ice (USHL)              |
| 15  | Brian Keane            | F    | Jr.  | 5-11 | 182  | L   | 5/17/1988  | Shortsville, N.Y. / Indiana Ice (USHL)               |
| 16  | Eddie Olczyk           | F    | Fr.  | 5-11 | 185  | R   | 6/17/1989  | Long Grove, Ill. / Waterloo Blackhawks (USHL)        |
| 17  | Chase Langeraaap       | F    | Jr.  | 6-2  | 202  | L   | 3/11/1987  | Cayuga, Ontario / Oakville Blades (OPJHL)            |
| 18  | Douglas Kublin         | D    | Jr.  | 5-11 | 180  | L   | 5/15/1989  | Mantius, N.Y. / New York Applecore (EJHL)            |
| 19  | James Marcou (A)       | F    | Jr.  | 5-8  | 165  | R   | 2/19/1988  | Kings Parks, N.Y. / Waterloo Black Hawks (USHL)      |
| 20  | David Boehm            | F    | RFr. | 5-9  | 180  | R   | 6/30/1985  | Naples, Fla. / Cedar Rapids (USHL)                   |
| 21  | Marc Concannon         | F    | Jr.  | 6-1  | 195  | L   | 8/29/1987  | Everett, Mass. / Pingree School                      |
| 22  | Michael Marcou         | D    | So.  | 5-11 | 158  | R   | 8/19/1989  | Kings Park, N.Y. / Waterloo Blackhawks (USHL)        |
| 23  | Ryan Leary             | F    | RSo. | 6-0  | 190  | L   | 7/3/1987   | Marblehead, Mass. / Bowdoin College (NESCAC)         |
| 24  | Kevin Kessler          | D    | RJr. | 6-3  | 215  | R   | 10/28/1985 | Marshfield, Mass. / New Hamp. Jr. Monarchs (EJHL)    |
| 25  | Michael Lecomte        | F    | Jr.  | 5-10 | 178  | L   | 10/29/1987 | St. Hyacinthe, Quebec / Champlain College            |
| 26  | Brett Watson (C)       | F    | Sr.  | 5-11 | 179  | L   | 4/25/1985  | Media, Pa. / Tri-City Storm (USHL)                   |
| 27  | Justin Braun (C) [SJS] | D    | Sr.  | 6-1  | 198  | R   | 2/10/1987  | Vadnais Heights, Minn. / Green Bay Gamblers (USHL)   |
| 28  | Darren Rowe            | D    | Fr.  | 5-10 | 180  | R   | 1/24/1989  | Simi Valley, Calif. / Cedar Rapids (USHL)            |
| 29  | Randy Wolcott          | G    | Fr.  | 6-0  | 195  | L   | 3/29/1988  | East Haven, Conn. / Hartford (AJHL)                  |
| 30  | Kevin Moore            | G    | So.  | 6-1  | 180  | R   | 7/13/1988  | Belle Mead, N.J. / Phoenix Polar Bears (WSHL)        |
| 31  | Paul Dainton           | G    | Jr.  | 5-11 | 186  | L   | 12/9/1986  | Genelle, British Columbia / Fort McMurray (AJHL)     |
| 33  | Dan Meyers             | G    | Sr.  | 6-2  | 203  | L   | 8/30/1985  | Voorhees, N.J. / Green Mountain Glades (EJHL)        |
| 44  | Matthew Irwin          | D    | So.  | 6-1  | 200  | L   | 11/29/1987 | Brentwood Bay, B.C. / Nanaimo Clippers (BCHL)        |

[NHL] draft rights (C) captain (A) assistant captain

\* denotes redshirt freshman in 2009-10

## Minutemen BY

### POSITION

**Goaltenders (4):** Paul Dainton, Dan Meyers, Kevin Moore, Randy Wolcott  
**Defensemnen (10):** Justin Braun, Mike Donnellan, Matt Irwin, Kevin Kessler, Doug Kublin, Djan Lefebvre, Michael Marcou, Martin Nolet, Anthony Raiola, Darren Rowe  
**Forwards (16):** David Boehm, Rocco Carzo, Marc Concannon, Kevin Czepiel, Danny Hobbs, Brian Keane, Chase Langeraaap, Ryan Leary, Mike Lecomte, James Marcou, Eddie Olczyk, Will Ortiz, Shawn Saunders, T.J. Syner, Brett Watson, Casey Wellman

## Geographical

### ROSTER

**British Columbia (2):** Paul Dainton, Matt Irwin  
**California (2):** Darren Rowe, Casey Wellman  
**Connecticut (1):** Randy Wolcott  
**Florida (1):** David Boehm  
**Illinois (1):** Eddie Olczyk  
**Massachusetts (7):** Marc Concannon, Kevin Czepiel, Kevin Kessler, Ryan Leary, Will Ortiz, Shawn Saunders, T.J. Syner  
**Minnesota (2):** Justin Braun, Anthony Raiola  
**New Jersey (2):** Dan Meyers, Kevin Moore  
**New York (4):** Brian Keane, Doug Kublin, James Marcou, Michael Marcou  
**Ontario (1):** Chase Langeraaap  
**Pennsylvania (2):** Rocco Carzo, Brett Watson  
**Quebec (4):** Danny Hobbs, Michael Lecomte, Djan Lefebvre, Martin Nolet  
**Vermont (1):** Mike Donnellan

## Pronunciation

### GUIDE

|                  |                |
|------------------|----------------|
| David Boehm      | BOME           |
| Paul Dainton     | DAIN-ton       |
| Brian Keane      | KANE           |
| Chase Langeraaap | LANG-rap       |
| Mike Lecomte     | le-COMT        |
| James Marcou     | MAR-coo        |
| Michael Marcou   | MAR-coo        |
| Martin Nolet     | mar-TEN no-LAY |
| Len Quesnelle    | KUH-nell       |

## Minutemen BY

### BIRTHDAY

**January:** Raiola (4), Rowe (24)  
**February:** Braun (10), J. Marcou (19)  
**March:** Donnellan (3), Langeraaap (11), Czepiel (15), Saunders (25), Wolcott (29)  
**April:** Watson (25)  
**May:** Kublin (15), Keane (17), Ortiz (19)  
**June:** Olczyk (17), Hobbs (21), Boehm (30)  
**July:** Carzo (1), Leary (3), Moore (13)  
**August:** M. Marcou (19), Concanon (29), Meyers (30)  
**September:** None  
**October:** Nolet (2), Syner (13), Wellman (18), Lefebvre (22), Kessler (28), Lecomte (29)  
**November:** Irwin (29)  
**December:** Dainton (9)

(x) denotes birthday

# Alphabetical ROSTER

| NO. | NAME                   | POS. | CL.  | HGT. | WGT. | S/C | BIRTHDATE  | HOMETOWN / LAST TEAM                                 |
|-----|------------------------|------|------|------|------|-----|------------|------------------------------------------------------|
| 20  | David Boehm            | F    | RFr. | 5-9  | 180  | R   | 6/30/1985  | Naples, Fla. / Cedar Rapids (USHL)                   |
| 27  | Justin Braun (C) [SJS] | D    | Sr.  | 6-1  | 198  | R   | 2/10/1987  | Vadnais Heights, Minn. / Green Bay Gamblers (USHL)   |
| 12  | Rocco Carzo            | F    | Fr.  | 6-1  | 197  | L   | 7/1/1990   | Media, Pa. / Des Moines (USHL)                       |
| 21  | Marc Concannon         | F    | Jr.  | 6-1  | 195  | L   | 8/29/1987  | Everett, Mass. / Pingree School                      |
| 3   | Kevin Czepiel          | F    | Fr.  | 5-9  | 170  | R   | 3/15/1988  | Holyoke, Mass. / New Jersey (ECHL)                   |
| 1   | Paul Dainton           | G    | Jr.  | 5-11 | 186  | L   | 12/9/1986  | Genelle, British Columbia / Fort McMurray (AJHL)     |
| 4   | Mike Donnellan         | D    | Fr.  | 6-3  | 189  | R   | 3/3/1989   | Saxtons River, Vt. / Green Mountain (ECHL)           |
| 11  | Danny Hobbs [NYR]      | F    | So.  | 6-0  | 191  | L   | 6/21/1989  | Shawville, Quebec / Columbus Jr. Blue Jackets (USHL) |
| 44  | Matthew Irwin          | D    | So.  | 6-1  | 200  | L   | 11/29/1987 | Brentwood Bay, B.C. / Nanaimo Clippers (BCHL)        |
| 15  | Brian Keane            | F    | Jr.  | 5-11 | 182  | L   | 5/17/1988  | Shortsville, N.Y. / Indiana Ice (USHL)               |
| 24  | Kevin Kessler          | D    | RJr. | 6-3  | 215  | R   | 10/28/1985 | Marshfield, Mass. / New Hamp. Jr. Monarchs (EJHL)    |
| 18  | Douglas Kublin         | D    | Jr.  | 5-11 | 180  | L   | 5/15/1989  | Mantius, N.Y. / New York Applecore (EJHL)            |
| 17  | Chase Langeraaap       | F    | Jr.  | 6-2  | 202  | L   | 3/11/1987  | Cayuga, Ontario / Oakville Blades (OPJHL)            |
| 23  | Ryan Leary             | F    | RSo. | 6-0  | 190  | L   | 7/3/1987   | Marblehead, Mass. / Bowdoin College (NESCAC)         |
| 25  | Michael Lecomte        | F    | Jr.  | 5-10 | 178  | L   | 10/29/1987 | St. Hyacinthe, Quebec / Champlain College            |
| 6   | Djan Lefebvre *        | D    | Fr.  | 6-2  | 194  | R   | 10/22/1990 | Sherbrooke, Quebec / Champlain College               |
| 19  | James Marcou (A)       | F    | Jr.  | 5-8  | 165  | R   | 2/19/1988  | King Parks, N.Y. / Waterloo Black Hawks (USHL)       |
| 22  | Michael Marcou         | D    | So.  | 5-11 | 158  | R   | 8/19/1989  | Kings Park, N.Y. / Waterloo Blackhawks (USHL)        |
| 33  | Dan Meyers             | G    | Sr.  | 6-2  | 203  | L   | 8/30/1985  | Voorhees, N.J. / Green Mountain Glades (EJHL)        |
| 30  | Kevin Moore            | G    | So.  | 6-1  | 180  | R   | 7/13/1988  | Belle Mead, N.J. / Phoenix Polar Bears (WSHL)        |
| 2   | Martin Nolet (A) [LAK] | D    | Sr.  | 6-3  | 205  | L   | 10/2/1986  | Quebec City, Quebec / Champlain College              |
| 16  | Eddie Olczyk           | F    | Fr.  | 5-11 | 185  | R   | 6/17/1989  | Long Grove, Ill. / Waterloo Blackhawks (USHL)        |
| 10  | Will Ortiz             | F    | Sr.  | 5-9  | 164  | R   | 5/19/1986  | Framingham, Mass. / Salisbury School                 |
| 5   | Anthony Raiola *       | D    | Fr.  | 6-0  | 202  | L   | 1/24/1990  | Victoria, Minn. / North Iowa (NAHL)                  |
| 28  | Darren Rowe            | D    | Fr.  | 5-10 | 180  | R   | 1/24/1989  | Simi Valley, Calif. / Cedar Rapids (USHL)            |
| 9   | Shawn Saunders         | F    | Jr.  | 5-9  | 171  | L   | 3/25/1987  | Ipswich, Mass. / Oswego Admirals (OPJHL)             |
| 14  | T.J. Syner             | F    | So.  | 5-9  | 173  | L   | 10/13/88   | Springfield, Mass. / Indiana Ice (USHL)              |
| 26  | Brett Watson (C)       | F    | Sr.  | 5-11 | 179  | L   | 4/25/1985  | Media, Pa. / Tri-City Storm (USHL)                   |
| 7   | Casey Wellman          | F    | So.  | 6-1  | 185  | R   | 10/18/1987 | Brentwood, Calif. / Cedar Rapids (USHL)              |
| 29  | Randy Wolcott          | G    | Fr.  | 6-0  | 195  | L   | 3/29/1988  | East Haven, Conn. / Hartford (AJHL)                  |

[NHL] draft rights (C) captain (A) assistant captain

\* denotes redshirt freshman in 2009-10

# Coaching STAFF


**Head Coach:** Don Cahoon (Boston University '72), 10th Season as UMass Head Coach  
**Assistant Coach:** Red Gendron (New England College '79), Fifth Season at UMass  
**Assistant Coach:** Len Quesnelle (Princeton '88), Sixth Season at UMass  
**Goaltending Coach:** Mike Buckley (UMass '00), Third Season at UMass  
**Strength & Conditioning:** Chris Boyko (UMass Lowell '00), Eighth Season at UMass  
**Athletic Training:** Jeff Smith (UCLA '91), Ninth Season at UMass  
**Equipment Manager:** Josh Penn (Union '98), Fifth Season at UMass



**David  
Boehm**  
#20 • RFr • F



**Justin  
Braun**  
#27 • Sr • D



**Rocco  
Carzo**  
#12 • Fr • F




**Marc  
Concannon**  
#21 • Jr • F



**Kevin  
Czepiel**  
#3 • Fr • F



**Paul  
Dainton**  
#31 • Jr • G



**Mike  
Donnellan**  
#4 • Fr • D



**Danny  
Hobbs**  
#11 • So • F




**Matt  
Irwin**  
#44 • So • D



**Brian  
Keane**  
#15 • Jr • F



**Kevin  
Kessler**  
#24 • RJr • D



**Doug  
Kublin**  
#18 • Jr • D



**Chase  
Langeraa**  
#17 • Jr • F



**Ryan  
Leary**  
#23 • R5o • F



**Michael  
Lecomte**  
#25 • Jr • F



**Djan  
Lefebvre \***  
#6 • Fr • D



**James  
Marcou**  
#19 • Jr • F



**Michael  
Marcou**  
#22 • So • D



**Dan  
Meyers**  
#33 • Sr • G



**Kevin  
Moore**  
#30 • So • G



**Martin  
Nolet**  
#2 • Sr • D



**Eddie  
Olczyk**  
#16 • Fr • F



**Will  
Ortiz**  
#10 • Sr • F



**Anthony  
Raiola \***  
#5 • Fr • D



**Darren  
Rowe**  
#28 • Fr • D



**Shawn  
Saunders**  
#9 • Jr • F



**T.J.  
Syner**  
#14 • So • F



**Brett  
Watson**  
#26 • Sr • F



**Casey  
Wellman**  
#7 • So • F



**Randy  
Wolcott**  
#29 • Fr • G

\* will redshirt the 2009-10 season



# Don CAHOON

**Head Coach**  
**10th Year as UMass Head Coach**  
**23rd Overall**  
**Boston University '72**

Don "Toot" Cahoon enters his 10th season at the helm of the University of Massachusetts hockey program, and his 23rd overall. Under his guidance, UMass achieved its best season in school history in 2006-07 capped by a berth to the NCAA Tournament and the Minutemen's first NCAA win - a 1-0 overtime victory over Clarkson in the tournament's first round. Perhaps the most impressive statistic in Cahoon's eight years, however, have been the 73 Hockey East Academic All-Conference performers that have played under him, including five Distinguished Scholars and six Academic All-Star Team Members. He has also coached members of the University's prestigious Commonwealth College.

As head coach of the Minutemen, Cahoon has taken the program to new levels nationally and in Hockey East. In 2007-08, UMass earned its highest national ranking ever, No. 5, after a terrific start to the season and wins over Notre Dame and Colorado College for the Lightning College Hockey Classic Championship. It was the second time under Cahoon that the Minutemen had been ranked among the top seven teams in the country (the previous high ranking was No. 7 in 2003). Along with that, the Marblehead, Mass., native took UMass to its first ever NCAA Tournament in 2006-07 where the Mass Attack defeated Clarkson in the first round.

The 2006-07 campaign was one for the record books under Cahoon that fans will never forget. UMass posted its highest win total ever for a season (21) as part of the NCAA Tournament run. All told, 10 of those wins were against ranked teams. Cahoon guided the Minutemen to the Hockey East Tournament and to the program's second-ever berth to the HEA Semifinals. Another highlight of the unforgettable season was goaltender Jon Quick becoming just the fifth-ever All-American player (second in the modern era) for UMass when he was named to the RBK Division I Second-Team. With the team's success came a special honor for Cahoon as well as he was named the Coach of the Year by the New England Hockey Writers Association - his second such honor.

The 2008-09 campaign started with a 5-2-1 record including wins over No. 5 North Dakota and No. 1 and eventual National Champion Boston University, but the Minutemen struggled to find consistency throughout the year. The Mass Attack finished with a 6-6 mark against teams ranked in the nation's top-5 proving the Minutemen could play against the nation's elite. Sophomore James Marcou became just the sixth player in program history to earn All-America honors after he led the league in scoring - the first time a UMass player has led Hockey East in points.

The 2005-06 Minutemen gave fans some of the most memorable wins over ranked opponents in the program's history. UMass defeated then-No. 3 Boston College, No. 3 Colorado College, No. 5 Vermont, No. 9 New Hampshire, No. 13 Vermont and No. 14 Boston University. Marvin Degon also became one of the most prolific defensemen in the nation, heading to the AHL after the season concluded.

In the three seasons prior, the Minutemen registered a 41-52-9 overall record and they were ranked for most of the 2003-04 season and reached the Hockey East title game, falling in an epic three-overtime battle against Maine. The 2002-03 squad advanced to the Hockey East Semifinals for the first time in school history and recorded the highest Hockey East finish in school history. For his efforts, Cahoon was named Hockey East Coach of the Year and New England Coach of the Year.

The 2001-02 edition of the UMass hockey team was a young squad that earned eight wins throughout the season. However, the Minutemen were extremely competitive, appearing in 13 one-goal games. The 2001-02 team also captured Hockey East's prestigious Charles E. Holt Team Sportsmanship Award for the first time in school history.

In his first year with the Minutemen, he guided UMass to an 8-22-4 record, including seven Hockey East wins, which was the second-most league wins in school history.

Cahoon came to UMass from Princeton, where he rebuilt the Tigers struggling hockey program. He led the Tigers to their first-ever ECAC Tournament title, as well as the school's first NCAA Tournament appearance in 1998, and produced five seasons of 18-plus wins over the last nine years.

Cahoon made an immediate impact when he took over the coaching reins at Princeton in 1991. During his first season as the head coach, he led the Tigers to a 12-14-1 overall record and the ECAC quarterfinals. In 1994-95, Cahoon's Tigers beat then-top-ranked and unbeaten Maine in Orono in the Dexter Classic championship game en route to their first winning season in over a quarter century. It also marked the first time in school history that Princeton advanced to the ECAC finals. Following the season, Cahoon was named a finalist for American Hockey Coaches Association Division I Coach of the Year honors. In 1997-98, Cahoon guided Princeton to its first-ever ECAC title and first-ever appearance in the NCAA Tournament. His teams have also enjoyed success in regular season tournaments. While at Princeton, the Tigers won the Dexter Classic (1994), the Capital District Christmas Classic in Ottawa (1995) and the Mariucci Classic (1998).

Prior to his head coaching position at Princeton, Cahoon served as an assistant under Jack Parker at Boston University, helping guide the Terriers to the 1990-91 NCAA national championship game, which they eventually lost in three overtimes. The 1990-91 season at Boston University marked Cahoon's third stint as an assistant with the Terriers. He was also an assistant there from 1974-79 and during the 1987-88 season. Cahoon was primarily responsible for recruiting the players on the 1977-78 team that won the NCAA championship.

He began his coaching career as the head coach at Lehigh University (1973-74) where he guided the Engineers to the Mid-Atlantic Conference title with a 10-5-2 record before moving on to Boston University.

Cahoon then became the head coach at Norwich University from 1979-82, where he compiled a 48-35-2 record while leading Norwich to the ECAC Division II playoffs in each of his three seasons. In 1982, Cahoon went overseas to serve as the director of hockey operations and head coach of the Vienna Ice Club in the Austrian Ice Hockey Federation where he led the team to a 23-12-2 record. He returned to the United States the following season as an assistant at the University of Lowell, where he stayed until 1986.

Cahoon has scouted for the then-Minnesota North Stars of the National Hockey League and the 1984 U.S. Olympic Team. He also served as head coach of the 1990 U.S. Select 16 Team. Cahoon has coached two U.S. Olympic Festival teams in 1982 and 1990 and was an assistant for the U.S. Junior National Team in 1991 and 1995.

A 1972 graduate of Boston University with a B.S. in education, Cahoon played left wing for the Terriers, earning two national championship rings as an instrumental part of both the 1971 and 1972 NCAA championship teams. Following his career with the Terriers, Cahoon represented the United States at the 1972 World Championships, helping the national team to capture the silver medal in Bucharest, Romania. He then signed a contract with the New England Whalers of the World Hockey Association after graduation.

Cahoon was born April 13, 1949, in Lynn, Mass. He graduated from Marblehead High School before attending Kimball Union Academy in Meriden, N.H.

He and his wife, Cindy, have two children, Christopher (30) and Heidi (29), and three grandkids, Jason (13), Makayla (10) and Shaun (5). The Cahoons reside in Amherst.

## Coaching Experience

|                           |                                                           |
|---------------------------|-----------------------------------------------------------|
| 1973-74                   | Head Coach<br>Lehigh University; Bethlehem, Pa.           |
| 1974-79; 1987-88; 1990-91 | Assistant Coach<br>Boston University; Boston, Mass.       |
| 1979-82                   | Head Coach<br>University of Norwich; Northfield, Vt.      |
| 1982, 1995                | Head Coach (East Team)<br>Olympic Festival                |
| 1982                      | Head Coach<br>Vienna Ice Club; Vienna, Austria            |
| 1983-86                   | Assistant Coach<br>University of Lowell; Lowell, Mass.    |
| 1989                      | Assistant Coach<br>U.S. Select Under-17 Team              |
| 1990                      | Head Coach<br>U.S. Select Under-16 Team                   |
| 1991-2000                 | Head Coach<br>Princeton University; Princeton, N.J.       |
| 1991, 1995                | Assistant Coach<br>U.S. Junior National Team              |
| 2000-present              | Head Coach<br>University of Massachusetts; Amherst, Mass. |

## Coaching Honors

|            |                                                          |
|------------|----------------------------------------------------------|
| 2003       | Hockey East Coach of the Year                            |
| 2003, 2007 | New England Hockey Writers Association Coach of the Year |

## Cahoon Year-By-Year

### Record at Lehigh

| Year      | W  | L | T | Pct. | Finish / Postseason |
|-----------|----|---|---|------|---------------------|
| 1973-74   | 10 | 5 | 2 | .647 | Mid-Atlantic Champs |
| at Lehigh | 10 | 5 | 2 | .647 | (one season)        |

### Record at Norwich

| Year       | W  | L  | T | Pct. | Finish / Postseason   |
|------------|----|----|---|------|-----------------------|
| 1979-80    | 12 | 13 | 0 | .460 | ECAC Div. II Playoffs |
| 1980-81    | 18 | 11 | 1 | .617 | ECAC Div. II Playoffs |
| 1981-82    | 18 | 11 | 1 | .617 | ECAC Div. II Playoffs |
| at Norwich | 48 | 35 | 2 | .576 | (three seasons)       |

### Record at Princeton

| Year         | W   | L   | T  | Pct. | Finish / Postseason               |
|--------------|-----|-----|----|------|-----------------------------------|
| 1991-92      | 12  | 14  | 1  | .463 | ECAC Quarterfinals                |
| 1992-93      | 9   | 17  | 3  | .362 | ECAC Quarterfinals                |
| 1993-94      | 10  | 15  | 3  | .411 | ECAC Preliminaries                |
| 1994-95      | 18  | 13  | 4  | .571 | ECAC Finals                       |
| 1995-96      | 7   | 19  | 4  | .300 | ECAC Preliminaries                |
| 1996-97      | 18  | 12  | 4  | .588 | ECAC Semifinals                   |
| 1997-98      | 18  | 11  | 7  | .597 | ECAC Champions/NCAA Tournament    |
| 1998-99      | 20  | 12  | 2  | .618 | ECAC Final Five/Ivy League Champs |
| 1999-00      | 10  | 16  | 4  | .400 | ECAC Preliminaries                |
| at Princeton | 122 | 129 | 32 | .488 | (nine seasons)                    |

### Record at Massachusetts

| Year     | W   | L   | T  | Pct. | Finish / Postseason                                          |
|----------|-----|-----|----|------|--------------------------------------------------------------|
| 2000-01  | 8   | 22  | 4  | .294 | 9th / Hockey East                                            |
| 2001-02  | 8   | 24  | 2  | .265 | 9th / Hockey East                                            |
| 2002-03  | 19  | 17  | 1  | .537 | 6th / Hockey East/Hockey East Semifinals                     |
| 2003-04  | 19  | 12  | 6  | .594 | 3rd / Hockey East / Hockey East Finals                       |
| 2004-05  | 13  | 23  | 2  | .368 | 8th / Hockey East                                            |
| 2005-06  | 13  | 21  | 2  | .389 | 8th / Hockey East                                            |
| 2006-07  | 21  | 13  | 5  | .603 | 4th/Hockey East/Hockey East Semifinals<br>NCAA Quarterfinals |
| 2007-08  | 14  | 16  | 6  | .472 | 8th / Hockey East                                            |
| 2008-09  | 16  | 20  | 3  | .449 | 7th / Hockey East                                            |
| 2009-10  | 16  | 16  | 0  | .520 |                                                              |
| at UMass | 145 | 182 | 31 | .448 | (10th season)                                                |

|               |            |            |           |             |                      |
|---------------|------------|------------|-----------|-------------|----------------------|
| <b>TOTALS</b> | <b>325</b> | <b>355</b> | <b>67</b> | <b>.480</b> | <b>(23rd season)</b> |
|---------------|------------|------------|-----------|-------------|----------------------|

## Cahoon Versus Opponents

|                        |         |
|------------------------|---------|
| Air Force              | 2-0-0   |
| Alabama Huntsville     | 0-1-0   |
| American International | 1-0-0   |
| Army                   | 5-0-1   |
| Bemidji State          | 0-3-0   |
| Bentley                | 0-1-0   |
| Boston College         | 6-24-3  |
| Boston University      | 10-26-3 |
| Bowling Green          | 0-1-0   |
| Brown                  | 10-13-3 |
| Canisius               | 2-0-0   |
| Clarkson               | 8-19-2  |
| Connecticut            | 6-1-1   |
| Colby                  | 0-0-1   |
| Colgate                | 14-6-2  |
| Colorado College       | 2-3-0   |
| Cornell                | 8-12-4  |
| Dartmouth              | 12-5-4  |
| Denver                 | 0-3-0   |
| Ferris State           | 0-0-1   |
| Harvard                | 6-12-3  |
| Holy Cross             | 1-1-0   |
| Iona                   | 1-0-0   |
| Lake Superior State    | 0-1-0   |
| Maine                  | 13-21-3 |
| Massachusetts          | 4-1-0   |
| UMass Lowell           | 13-19-3 |
| Mercyhurst             | 2-0-0   |
| Merrimack              | 20-11-1 |
| Michigan               | 0-1-0   |
| Michigan State         | 0-2-0   |
| Minnesota              | 1-1-0   |
| Nebraska-Omaha         | 3-4-1   |
| New Hampshire          | 9-23-3  |
| Niagara                | 6-1-0   |
| North Dakota           | 1-0-0   |
| Northeastern           | 16-18-2 |
| Notre Dame             | 8-0-0   |
| Ohio State             | 0-0-1   |
| Plattsburgh            | 1-0-0   |
| Princeton              | 3-0-0   |
| Providence             | 14-15-3 |
| Queens                 | 1-0-0   |
| Quinnipiac             | 0-1-0   |
| Rensselaer             | 11-11-4 |
| Sacred Heart           | 2-0-0   |
| St. Cloud State        | 0-2-0   |
| St. Lawrence           | 8-12-3  |
| Union                  | 13-7-3  |
| Vermont                | 14-23-5 |
| Western Michigan       | 0-1-0   |
| Wisconsin              | 0-3-0   |
| Yale                   | 10-9-1  |

2009-10 opponents in bold.

## Cahoon's Milestone Victories

|            |                                                                                            |
|------------|--------------------------------------------------------------------------------------------|
| 1st Win:   | 4-3 vs. Penn State (Jan. 20, 1974; while at Lehigh)                                        |
| 50th Win:  | 6-4 vs. American Int'l (Jan. 15, 1982)                                                     |
| 59th Win:  | 8-1 vs. Dartmouth (Nov. 30, 1991; First Win at Princeton)                                  |
| 100th Win: | 3-1 vs. Brown (Feb. 4, 1995)                                                               |
| 150th Win: | 5-4 vs. Clarkson (March 21, 1998)                                                          |
| 181st Win: | 3-0 vs. Merrimack (Oct. 27, 2000; First win at UMass)                                      |
| 200th Win: | 4-3 vs. UMass Lowell (Nov. 16, 2002)                                                       |
| 215th Win: | 4-2 vs. Maine (March 7, 2003)<br>Win moved UMass into first-ever HE Semifinals             |
| 232nd Win: | 5-2 vs. New Hampshire (March 19, 2004)<br>Win moved UMass into first-ever HE Finals        |
| 279th Win: | 1-0 (OT) vs. Clarkson (March 23, 2007)<br>UMass' first-ever NCAA Tournament Win            |
| 280th Win: | 3-1 at #12 St. Lawrence (Oct. 13, 2007)<br>100th win as UMass head coach                   |
| 300th Win: | 5-1 vs Connecticut (Dec. 5, 2008)                                                          |
| 301st Win: | 4-0 vs American Int'l (Dec. 12, 2008)<br>121st win as head coach - most in program history |

## Cahoon As A Player (Boston Univ.)

| Year          | GP        | G         | A         | Pts.      | PIM       |
|---------------|-----------|-----------|-----------|-----------|-----------|
| 1969-70       | 27        | 12        | 10        | 22        | 19        |
| 1970-71       | 31        | 24        | 20        | 44        | 20        |
| 1971-72       | 31        | 13        | 17        | 30        | 14        |
| <b>TOTALS</b> | <b>89</b> | <b>49</b> | <b>47</b> | <b>96</b> | <b>53</b> |



**Red**  
**GENDRON**  
Assistant Coach  
Fifth Year at UMass  
New England College '79

Dennis "Red" Gendron was named an assistant coach of the University of Massachusetts hockey program in July of 2005.

Gendron has spent the past 19 years coaching at the collegiate, junior and pro levels. He spent the 2004-05 season as the Head Coach of the Indiana Ice (USHL) after having spent the previous 11 seasons with the New Jersey Devils' organization. Gendron was a scout and assistant coach with the Devils, who won the Stanley Cup in 1995, 2000 and 2003.

He also served as the Head Coach of the Devils' AHL affiliate, the Albany River Rats, for the 2002-03 and 2003-04 seasons.

This is Gendron's second stint within Hockey East, having been an assistant coach at Maine during the 1990-93 seasons. In his last season at Maine, the Black Bears won the NCAA Championship. He has also been an assistant coach during the 1993, 2001 and 2002 World Junior Championships for Team USA and also served on the staff of several U.S. Select-16 and 17 teams.

Prior to arriving at Maine, he coached hockey, baseball and football while teaching History at Bellows Free Academy in St. Albans, Vt.

Gendron earned a BA in Secondary Education from New England College '79 and a Master's in Ed. Administration from Maine in 1993. While at New England College, Gendron competed in hockey and baseball. He captained the hockey team during his final three seasons.

Gendron and his wife, Janet, are the parents of Katelyn and Allison. The Gendrons reside in Amherst.



**Len**  
**QUESNELLE**  
Assistant Coach  
Sixth Year at UMass  
Princeton '88

Len Quesnelle is in his sixth season as an assistant coach of the Minutemen after serving as the head coach at Princeton for four seasons.

During Quesnelle's four years at Princeton, he holds the distinction of being the only coach in school history to lead the Tigers to consecutive winning seasons in the Eastern College Athletic Conference. Princeton posted a 9-9-4 conference record in 2000-01 and played to a 10-10-2 mark in 2001-02.

Quesnelle spent 12 years as an assistant coach at Princeton before being named the program's 14th head coach in the spring of 2000. He spent the previous nine years as the senior assistant coach on Don Cahoon's staff.

In Quesnelle's second season as head coach, the Tigers put together a late-season run to finish in a three-way tie with Brown and Colgate for sixth place in the conference standings. Princeton earned the sixth seed going into the playoffs, bettering the predictions of both the preseason coaches and media polls. The coaches had the Tigers pegged to finish 11th, while the media picked them to finish seventh.

In his inaugural season as head coach, Quesnelle led the Tigers to a 10-16-5 overall record, including a 9-9-4 ECAC mark. It was only the sixth time since 1961-62 that the Tigers finished with a .500-or-better ECAC record.

Following his graduation from Princeton in 1988, Quesnelle remained with the Tigers as an assistant coach on Jim Higgins' staff while pursuing a business career with a consulting firm in Princeton.

In 1991 his familiarity with team personnel and the recruiting process at Princeton helped to ease the transition into the Cahoon era.

A native of Bramalea, Ontario, Quesnelle was a standout defenseman at Princeton, appearing in 106 games and earning All-Ivy League honors as well as the Class of 1941 Championship Award for winning spirit. He played junior hockey for the Bramalea Blues from 1982-84.

Quesnelle has served as director of the Princeton University Hockey Camp and is a frequent speaker and instructor at camps throughout North America.

He and his wife Jennifer have two daughters, Rémi and Geor-



**Mike Buckley**  
Asst. Coach -  
Goaltending



**Jeff Smith**  
Assoc. AD -  
Athletic Training



**Chris Boyko**  
Strength &  
Conditioning



**Jeff Lang**  
Graduate  
Assistant



**Josh Penn**  
Equipment  
Manager



**Matt Komer**  
Asst. Director  
Academics

# Individual STATISTICS

Overall: 16-16-0 HEA: 11-14-0 Home: 8-7-0 Away: 7-8-0 Neut: 1-1-0

| ## | Name             | GP        | G          | A          | Pts        | Shots       | Pct         | +/-        | No-Min         | Min        | Maj      | Oth      | PP        | SH       | FG        | GW        | GTG      | OT       | HT       | PN       | UA       |
|----|------------------|-----------|------------|------------|------------|-------------|-------------|------------|----------------|------------|----------|----------|-----------|----------|-----------|-----------|----------|----------|----------|----------|----------|
| 19 | MARCOU, James    | 32        | 10         | 33         | 43         | 92          | .109        | -4         | 18-36          | 18         | 0        | 0        | 4         | 0        | 2         | 1         | 0        | 1        | 0        | 0        | 0        |
| 7  | WELLMAN, Casey   | 32        | 19         | 17         | 36         | 126         | .151        | -8         | 14-36          | 13         | 0        | 1        | 9         | 0        | 3         | 5         | 0        | 0        | 1        | 0        | 1        |
| 10 | ORTIZ, Will      | 32        | 13         | 13         | 26         | 116         | .112        | -8         | 15-33          | 14         | 1        | 0        | 5         | 1        | 3         | 2         | 0        | 0        | 0        | 0        | 1        |
| 27 | BRAUN, Justin    | 32        | 3          | 20         | 23         | 88          | .034        | +2         | 11-22          | 11         | 0        | 0        | 1         | 0        | 0         | 0         | 0        | 0        | 0        | 0        | 0        |
| 44 | IRWIN, Matt      | 32        | 6          | 14         | 20         | 69          | .087        | -9         | 7-14           | 7          | 0        | 0        | 5         | 0        | 0         | 1         | 0        | 0        | 0        | 0        | 0        |
| 14 | SYNER, T.J.      | 28        | 6          | 10         | 16         | 71          | .085        | -11        | 6-12           | 6          | 0        | 0        | 2         | 1        | 0         | 0         | 0        | 0        | 0        | 0        | 2        |
| 12 | CARZO, Rocco     | 28        | 6          | 6          | 12         | 44          | .136        | -8         | 8-16           | 8          | 0        | 0        | 1         | 0        | 1         | 2         | 0        | 0        | 0        | 0        | 0        |
| 22 | MARCOU, Michael  | 32        | 7          | 3          | 10         | 45          | .156        | -9         | 14-39          | 12         | 1        | 1        | 1         | 0        | 1         | 2         | 0        | 0        | 0        | 0        | 0        |
| 25 | LECOMTE, Michael | 16        | 4          | 6          | 10         | 27          | .148        | 0          | 7-25           | 5          | 1        | 1        | 0         | 0        | 1         | 0         | 0        | 0        | 0        | 0        | 1        |
| 11 | HOBBS, Danny     | 29        | 3          | 6          | 9          | 56          | .054        | -3         | 6-12           | 6          | 0        | 0        | 1         | 0        | 0         | 1         | 0        | 0        | 0        | 0        | 0        |
| 2  | NOLET, Martin    | 32        | 4          | 3          | 7          | 35          | .114        | -7         | 15-49          | 12         | 1        | 2        | 2         | 0        | 0         | 0         | 0        | 0        | 0        | 0        | 0        |
| 21 | CONCANNON, Marc  | 28        | 1          | 4          | 5          | 29          | .034        | -7         | 7-14           | 7          | 0        | 0        | 0         | 0        | 1         | 0         | 0        | 0        | 0        | 0        | 0        |
| 26 | WATSON, Brett    | 32        | 1          | 4          | 5          | 48          | .021        | +2         | 3-6            | 3          | 0        | 0        | 0         | 0        | 0         | 0         | 0        | 0        | 0        | 0        | 0        |
| 17 | LANGERAAP, Chase | 18        | 0          | 5          | 5          | 19          | .000        | -1         | 4-8            | 4          | 0        | 0        | 0         | 0        | 0         | 0         | 0        | 0        | 0        | 0        | 0        |
| 20 | BOEHM, David     | 12        | 2          | 2          | 4          | 22          | .091        | +3         | 4-8            | 4          | 0        | 0        | 0         | 0        | 0         | 1         | 0        | 1        | 0        | 0        | 0        |
| 15 | KEANE, Brian     | 25        | 2          | 2          | 4          | 24          | .083        | -7         | 5-21           | 3          | 1        | 1        | 0         | 0        | 0         | 1         | 0        | 0        | 0        | 0        | 0        |
| 28 | ROWE, Darren     | 22        | 0          | 3          | 3          | 17          | .000        | +3         | 3-6            | 3          | 0        | 0        | 0         | 0        | 0         | 0         | 0        | 0        | 0        | 0        | 0        |
| 9  | SAUNDERS, Shawn  | 25        | 0          | 2          | 2          | 27          | .000        | +1         | 3-6            | 3          | 0        | 0        | 0         | 0        | 0         | 0         | 0        | 0        | 0        | 0        | 0        |
| 3  | CZEPIEL, Kevin   | 23        | 1          | 0          | 1          | 22          | .045        | -2         | 6-12           | 6          | 0        | 0        | 0         | 0        | 1         | 0         | 0        | 0        | 0        | 0        | 0        |
| 16 | OLCZYK, Eddie    | 20        | 1          | 0          | 1          | 18          | .056        | -1         | 1-2            | 1          | 0        | 0        | 0         | 0        | 0         | 0         | 0        | 0        | 0        | 0        | 0        |
| 18 | KUBLIN, Doug     | 21        | 0          | 1          | 1          | 15          | .000        | +1         | 8-24           | 7          | 0        | 1        | 0         | 0        | 0         | 0         | 0        | 0        | 0        | 0        | 0        |
| 31 | DAINTON, Paul    | 26        | 0          | 0          | 0          | 1           | .000        | 0          | 1-2            | 1          | 0        | 0        | 0         | 0        | 0         | 0         | 0        | 0        | 0        | 0        | 0        |
| 4  | DONNELLAN, Mike  | 8         | 0          | 0          | 0          | 6           | .000        | -4         | 2-4            | 2          | 0        | 0        | 0         | 0        | 0         | 0         | 0        | 0        | 0        | 0        | 0        |
| 24 | KESSLER, Kevin   | 17        | 0          | 0          | 0          | 5           | .000        | -4         | 4-8            | 4          | 0        | 0        | 0         | 0        | 0         | 0         | 0        | 0        | 0        | 0        | 0        |
| TM | TEAM             | 17        | 0          | 0          | 0          | 0           | .000        | 0          | 4-8            | 4          | 0        | 0        | 0         | 0        | 0         | 0         | 0        | 0        | 0        | 0        | 0        |
|    | <b>Total</b>     | <b>32</b> | <b>89</b>  | <b>154</b> | <b>243</b> | <b>1022</b> | <b>.087</b> | <b>-81</b> | <b>176-423</b> | <b>164</b> | <b>5</b> | <b>7</b> | <b>31</b> | <b>2</b> | <b>13</b> | <b>16</b> | <b>0</b> | <b>2</b> | <b>1</b> | <b>0</b> | <b>5</b> |
|    | <b>Opponents</b> | <b>32</b> | <b>101</b> | <b>176</b> | <b>277</b> | <b>966</b>  | <b>.105</b> | <b>-</b>   | <b>201-440</b> | <b>195</b> | <b>2</b> | <b>4</b> | <b>28</b> | <b>4</b> | <b>19</b> | <b>16</b> | <b>0</b> | <b>2</b> | <b>2</b> | <b>0</b> | <b>5</b> |

## GOALIES

| ## | Name             | GP-GS       | Minutes        | GA         | Avg         | Saves      | Pct         | W         | L         | T        | Sho      | PP        | SH       | EN       | PEN      | SOG      |
|----|------------------|-------------|----------------|------------|-------------|------------|-------------|-----------|-----------|----------|----------|-----------|----------|----------|----------|----------|
| 31 | DAINTON, Paul    | 26-25       | 1498:34        | 74         | 2.96        | 701        | .905        | 13        | 13        | 0        | 0        | 22        | 2        | 0        | 0        | 0        |
| 33 | MEYERS, Dan      | 8-7         | 422:02         | 24         | 3.41        | 164        | .872        | 3         | 3         | 0        | 0        | 6         | 1        | 0        | 0        | 0        |
| TM | EMPTY NET        | 17-0        | 9:48           | 3          | -           | 0          | .000        | 0         | 0         | 0        | 0        | 0         | 1        | 3        | 0        | 0        |
|    | <b>Total</b>     | <b>32-0</b> | <b>1930:24</b> | <b>101</b> | <b>3.14</b> | <b>865</b> | <b>.895</b> | <b>16</b> | <b>16</b> | <b>0</b> | <b>0</b> | <b>28</b> | <b>4</b> | <b>3</b> | <b>0</b> | <b>0</b> |
|    | <b>Opponents</b> | <b>32-0</b> | <b>1930:24</b> | <b>89</b>  | <b>2.77</b> | <b>933</b> | <b>.913</b> | <b>16</b> | <b>16</b> | <b>0</b> | <b>3</b> | <b>31</b> | <b>2</b> | <b>4</b> | <b>0</b> | <b>0</b> |

# Game RESULTS

| Date           | Opponent             | W/L | Score | Shots | Overall | Conference | Time | Attend | Goalie        |
|----------------|----------------------|-----|-------|-------|---------|------------|------|--------|---------------|
| Oct 08, 2009   | RENSELAER            | W   | 5-2   | 26/30 | 1-0-0   | 0-0-0      | 2:14 | 3127   | DAINTON, Paul |
| * Oct 16, 2009 | #2 BOSTON UNIVERSITY | W   | 3-2   | 26/41 | 2-0-0   | 1-0-0      | 2:17 | 8123   | DAINTON, Paul |
| * Oct 23, 2009 | MAINE                | W   | 5-3   | 29/29 | 3-0-0   | 2-0-0      | 2:39 | 6582   | DAINTON, Paul |
| * Oct 30, 2009 | at Providence        | W   | 5-3   | 36/38 | 4-0-0   | 3-0-0      | 2:17 | 1471   | DAINTON, Paul |
| * Oct 31, 2009 | PROVIDENCE           | L   | 1-2   | 48/28 | 4-1-0   | 3-1-0      | 2:05 | 4124   | DAINTON, Paul |
| Nov 06, 2009   | NIAGARA              | W   | 4-1   | 33/32 | 5-1-0   | 3-1-0      | 2:05 | 4025   | DAINTON, Paul |
| Nov 08, 2009   | at Niagara           | W   | 4-2   | 40/27 | 6-1-0   | 3-1-0      | 2:04 | 1156   | MEYERS, Dan   |
| * Nov 13, 2009 | NEW HAMPSHIRE        | WOT | 4-3   | 31/45 | 7-1-0   | 4-1-0      | 2:15 | 5927   | DAINTON, Paul |
| * Nov 14, 2009 | NEW HAMPSHIRE        | L   | 2-4   | 35/18 | 7-2-0   | 4-2-0      | 2:05 | 6019   | DAINTON, Paul |
| Nov 19, 2009   | at #9 Yale           | WOT | 4-3   | 36/31 | 8-2-0   | 4-2-0      | 2:15 | 2359   | MEYERS, Dan   |
| * Nov 24, 2009 | at #18 Vermont       | W   | 6-2   | 31/29 | 9-2-0   | 5-2-0      | 2:10 | 4003   | DAINTON, Paul |
| Nov 28, 2009   | at #9 Quinnipiac     | LOT | 4-5   | 32/45 | 9-3-0   | 5-2-0      | 2:18 | 3171   | DAINTON, Paul |
| * Dec 04, 2009 | #15 BOSTON COLLEGE   | L   | 1-3   | 24/32 | 9-4-0   | 5-3-0      | 2:10 | 8169   | DAINTON, Paul |
| * Dec 05, 2009 | at UMass Lowell      | L   | 3-5   | 26/38 | 9-5-0   | 5-4-0      | 2:10 | 3457   | DAINTON, Paul |
| * Dec 12, 2009 | MERRIMACK            | W   | 4-1   | 39/34 | 10-5-0  | 6-4-0      | 2:14 | 3892   | DAINTON, Paul |
| ^ Dec 29, 2009 | vs #18 Union         | W   | 4-3   | 21/39 | 11-5-0  | 6-4-0      | 2:05 | 1467   | DAINTON, Paul |
| ^ Dec 30, 2009 | vs Bentley           | L   | 1-4   | 43/16 | 11-6-0  | 6-4-0      | 2:04 | 1102   | DAINTON, Paul |
| * Jan 02, 2010 | at Boston University | L   | 3-7   | 23/29 | 11-7-0  | 6-5-0      | 2:14 | 4809   | DAINTON, Paul |
| * Jan 09, 2010 | at New Hampshire     | L   | 2-7   | 28/33 | 11-8-0  | 6-6-0      | 2:04 | 5832   | MEYERS, Dan   |
| * Jan 10, 2010 | at Northeastern      | W   | 4-1   | 24/13 | 12-8-0  | 7-6-0      | 2:08 | 2160   | DAINTON, Paul |
| * Jan 15, 2010 | #15 UMASS LOWELL     | W   | 3-2   | 38/33 | 13-8-0  | 8-6-0      | 2:13 | 3445   | DAINTON, Paul |
| * Jan 16, 2010 | at #15 UMass Lowell  | W   | 2-1   | 17/29 | 14-8-0  | 9-6-0      | 2:25 | 4688   | DAINTON, Paul |
| * Jan 23, 2010 | #17 VERMONT          | W   | 3-1   | 31/26 | 15-8-0  | 10-6-0     | 2:02 | 6421   | DAINTON, Paul |
| * Jan 24, 2010 | #17 VERMONT          | L   | 0-3   | 31/19 | 15-9-0  | 10-7-0     | 2:15 | 3139   | DAINTON, Paul |
| * Jan 29, 2010 | at Boston University | L   | 2-6   | 41/37 | 15-10-0 | 10-8-0     | 2:18 | 5361   | DAINTON, Paul |
| * Jan 30, 2010 | at Providence        | W   | 4-1   | 43/27 | 16-10-0 | 11-8-0     | 2:13 | 1492   | MEYERS, Dan   |
| * Feb 05, 2010 | #14 BOSTON COLLEGE   | L   | 1-7   | 23/31 | 16-11-0 | 11-9-0     | 2:50 | 8389   | DAINTON, Paul |
| * Feb 12, 2010 | NORTHEASTERN         | L   | 0-2   | 31/18 | 16-12-0 | 11-10-0    | 2:10 | 4321   | MEYERS, Dan   |
| * Feb 13, 2010 | at Northeastern      | L   | 3-6   | 37/37 | 16-13-0 | 11-11-0    | 2:24 | 2752   | DAINTON, Paul |
| * Feb 19, 2010 | at Merrimack         | L   | 1-4   | 22/27 | 16-14-0 | 11-12-0    | 2:07 | 2281   | DAINTON, Paul |
| * Feb 20, 2010 | MERRIMACK            | L   | 0-3   | 42/22 | 16-15-0 | 11-13-0    | 2:30 | 3987   | MEYERS, Dan   |
| * Feb 26, 2010 | at #7 Boston College | LOT | 1-2   | 35/33 | 16-16-0 | 11-14-0    |      | 4872   | DAINTON, Paul |

\* denotes Hockey East game ^ denotes UConn Toyota Classic

| ATTENDANCE | Dates | Total  | Average |
|------------|-------|--------|---------|
| Total:     | 32    | 132123 | 4129    |
| Home:      | 15    | 79690  | 5313    |
| Away:      | 15    | 49864  | 3324    |
| Neutral:   | 2     | 2569   | 1284    |

## UMass By The Numbers

|                    |         |
|--------------------|---------|
| Overall Record     | 16-16-0 |
| Hockey East Record | 11-14-0 |
| Home Record        | 8-7-0   |
| Last 20 Games      | 7-13-0  |
| Last 10 Games      | 2-8-0   |
| Last 5 Games       | 0-5-0   |

|                                |        |
|--------------------------------|--------|
| Scoring A Power-Play-Goal      | 11-6-0 |
| Not Scoring A Power-Play Goal  | 5-10-0 |
| Allowing A Power-Play-Goal     | 5-14-0 |
| Not Allowing A Power-Play Goal | 11-3-0 |
| Scoring A Short-Handed Goal    | 1-1-0  |
| Allowing A Short-Handed Goal   | 1-3-0  |

| Ice Surfaces:              |       |
|----------------------------|-------|
| Olympic Sheet (200x95):    | 8-7-0 |
| NHL Sheet (200x90):        | 4-6-0 |
| Other Ice Sheet (200x85):  | 4-2-0 |
| Other Ice Sheet (200x100): | 0-0-0 |

|                               |         |
|-------------------------------|---------|
| 10 or More Penalties          | 2-1-0   |
| Fewer Than 10 penalties       | 14-15-0 |
| More Penalties Than Opponents | 5-6-0   |
| Fewer Penalties Than Opp.     | 7-7-0   |
| Same Amount Of Penalties      | 4-3-0   |

|                     |       |
|---------------------|-------|
| 1-Goal Games        | 6-3-0 |
| 2-Goal Games        | 3-3-0 |
| Three or More Goals | 7-7-0 |
| Overtime Games      | 2-2-0 |

|                           |        |
|---------------------------|--------|
| Scoring 4 or More Goals   | 12-1-0 |
| Scoring 3 or Fewer Goals  | 4-12-0 |
| Scoring 2 or Fewer Goals  | 1-11-0 |
| Allowing 4 or More Goals  | 0-11-0 |
| Allowing 3 or Fewer Goals | 15-5-0 |

|                                    |        |
|------------------------------------|--------|
| Scoring First Goal of Game         | 10-4-0 |
| Opponents Score First              | 6-13-0 |
| Leading After One Period           | 7-1-0  |
| Trailing After One Period          | 3-9-0  |
| Tied After One Period              | 6-5-0  |
| Scoring First Goal of 2nd Period   | 8-5-0  |
| Leading After Two Periods          | 9-0-0  |
| Trailing After Two Periods         | 1-14-0 |
| Tied After Two Periods             | 6-2-0  |
| Scoring First Goal of Third Period | 12-4-0 |

|                                   |       |
|-----------------------------------|-------|
| Taking 10-19 Shots on Goal        | 1-0-0 |
| Taking 20-29 Shots on Goal        | 5-6-0 |
| Taking 30-39 Shots on Goal        | 8-6-0 |
| Taking 40 or More Shots on Goal   | 2-4-0 |
| Allowing 10-19 Shots on Goal      | 1-4-0 |
| Allowing 20-29 Shots on Goal      | 5-5-0 |
| Allowing 30-39 Shots on Goal      | 7-7-0 |
| Allowing 40 or More Shots on Goal | 2-1-0 |
| Outshooting Opponent              | 9-8-0 |
| When Outshot                      | 6-7-0 |
| Shots Are Even                    | 1-1-0 |

|          |       |
|----------|-------|
| October  | 4-1-0 |
| November | 5-2-0 |
| December | 2-3-0 |
| January  | 5-4-0 |
| February | 0-6-0 |
| March    | 0-0-0 |

|                        |        |
|------------------------|--------|
| Monday                 | 0-0-0  |
| Tuesday                | 2-0-0  |
| Wednesday              | 0-1-0  |
| Thursday               | 2-0-0  |
| Friday                 | 6-6-0  |
| Saturday               | 4-8-0  |
| Sunday                 | 2-1-0  |
| Games Following A Win  | 10-5-0 |
| Games Following A Loss | 6-10-0 |
| Games Following A Tie  | 0-0-0  |

|                     |       |
|---------------------|-------|
| Vs. Ranked Opponent | 7-6-0 |
| Vs. AHA             | 0-1-0 |
| Vs. CHA             | 2-0-0 |
| Vs. CCHA            | 0-0-0 |
| Vs. ECACHL          | 3-1-0 |
| Vs. WCHA            | 0-0-0 |

# Hockey East STATISTICS

Conf: 11-14-0 Home: 6-7-0 Away: 5-7-0 Neut: 0-0-0

| ## | Name             | GP        | G         | A          | Pts        | Shots      | Pct         | +/-         | No-Min         | Min        | Maj      | Oth      | PP        | SH       | FG        | GW        | GTG      | OT       | HT       | PN       | UA       |
|----|------------------|-----------|-----------|------------|------------|------------|-------------|-------------|----------------|------------|----------|----------|-----------|----------|-----------|-----------|----------|----------|----------|----------|----------|
| 19 | MARCOU, James    | 24        | 8         | 21         | 29         | 70         | .114        | -7          | 13-26          | 13         | 0        | 0        | 4         | 0        | 2         | 0         | 0        | 0        | 0        | 0        | 0        |
| 7  | WELLMAN, Casey   | 24        | 12        | 11         | 23         | 86         | .140        | -7          | 14-36          | 13         | 0        | 1        | 7         | 0        | 3         | 0         | 0        | 0        | 1        | 0        | 1        |
| 10 | ORTIZ, Will      | 24        | 10        | 9          | 19         | 91         | .110        | -10         | 14-28          | 14         | 0        | 0        | 5         | 1        | 3         | 2         | 0        | 0        | 0        | 0        | 1        |
| 27 | BRAUN, Justin    | 24        | 2         | 15         | 17         | 70         | .029        | +3          | 8-16           | 8          | 0        | 0        | 0         | 0        | 0         | 0         | 0        | 0        | 0        | 0        | 0        |
| 44 | IRWIN, Matt      | 24        | 4         | 11         | 15         | 52         | .077        | -10         | 4-8            | 4          | 0        | 0        | 3         | 0        | 0         | 1         | 0        | 0        | 0        | 0        | 0        |
| 12 | CARZO, Rocco     | 22        | 5         | 5          | 10         | 36         | .139        | -7          | 6-12           | 6          | 0        | 0        | 1         | 0        | 1         | 1         | 0        | 0        | 0        | 0        | 0        |
| 14 | SYNER, T.J.      | 22        | 4         | 6          | 10         | 58         | .069        | -8          | 5-10           | 5          | 0        | 0        | 2         | 1        | 0         | 0         | 0        | 0        | 0        | 0        | 2        |
| 22 | MARCOU, Michael  | 24        | 5         | 1          | 6          | 38         | .132        | -15         | 11-33          | 9          | 1        | 1        | 1         | 0        | 1         | 2         | 0        | 0        | 0        | 0        | 0        |
| 11 | HOBBS, Danny     | 21        | 2         | 4          | 6          | 40         | .050        | -5          | 4-8            | 4          | 0        | 0        | 0         | 0        | 0         | 0         | 0        | 0        | 0        | 0        | 0        |
| 2  | NOLET, Martin    | 24        | 4         | 1          | 5          | 26         | .154        | -7          | 11-33          | 9          | 1        | 1        | 2         | 0        | 0         | 0         | 0        | 0        | 0        | 0        | 0        |
| 21 | CONCANNON, Marc  | 21        | 1         | 4          | 5          | 19         | .053        | -8          | 6-12           | 6          | 0        | 0        | 0         | 0        | 1         | 0         | 0        | 0        | 0        | 0        | 0        |
| 25 | LECOMTE, Michael | 8         | 1         | 3          | 4          | 13         | .077        | -2          | 5-21           | 3          | 1        | 1        | 0         | 0        | 1         | 0         | 0        | 0        | 0        | 0        | 0        |
| 17 | LANGERAAP, Chase | 14        | 0         | 4          | 4          | 12         | .000        | 0           | 2-4            | 2          | 0        | 0        | 0         | 0        | 0         | 0         | 0        | 0        | 0        | 0        | 0        |
| 15 | KEANE, Brian     | 20        | 2         | 1          | 3          | 19         | .105        | -8          | 5-21           | 3          | 1        | 1        | 0         | 0        | 0         | 1         | 0        | 0        | 0        | 0        | 0        |
| 28 | ROWE, Darren     | 16        | 0         | 3          | 3          | 11         | .000        | 0           | 3-6            | 3          | 0        | 0        | 0         | 0        | 0         | 0         | 0        | 0        | 0        | 0        | 0        |
| 26 | WATSON, Brett    | 24        | 0         | 3          | 3          | 33         | .000        | -1          | 2-4            | 2          | 0        | 0        | 0         | 0        | 0         | 0         | 0        | 0        | 0        | 0        | 0        |
| 20 | BOEHM, David     | 9         | 1         | 1          | 2          | 15         | .067        | +1          | 3-6            | 3          | 0        | 0        | 0         | 0        | 0         | 1         | 0        | 1        | 0        | 0        | 0        |
| 16 | OLCZYK, Eddie    | 15        | 1         | 0          | 1          | 13         | .077        | 0           | 0-0            | 0          | 0        | 0        | 0         | 0        | 0         | 0         | 0        | 0        | 0        | 0        | 0        |
| 18 | KUBLIN, Doug     | 14        | 0         | 1          | 1          | 7          | .000        | -2          | 7-22           | 6          | 0        | 1        | 0         | 0        | 0         | 0         | 0        | 0        | 0        | 0        | 0        |
| 3  | CZEPIEL, Kevin   | 18        | 0         | 0          | 0          | 15         | .000        | -3          | 4-8            | 4          | 0        | 0        | 0         | 0        | 0         | 0         | 0        | 0        | 0        | 0        | 0        |
| 31 | DAINTON, Paul    | 20        | 0         | 0          | 0          | 1          | .000        | 0           | 1-2            | 1          | 0        | 0        | 0         | 0        | 0         | 0         | 0        | 0        | 0        | 0        | 0        |
| 4  | DONNELLAN, Mike  | 7         | 0         | 0          | 0          | 5          | .000        | -4          | 1-2            | 1          | 0        | 0        | 0         | 0        | 0         | 0         | 0        | 0        | 0        | 0        | 0        |
| 24 | KESSLER, Kevin   | 13        | 0         | 0          | 0          | 5          | .000        | -4          | 4-8            | 4          | 0        | 0        | 0         | 0        | 0         | 0         | 0        | 0        | 0        | 0        | 0        |
| 9  | SAUNDERS, Shawn  | 20        | 0         | 0          | 0          | 21         | .000        | -1          | 3-6            | 3          | 0        | 0        | 0         | 0        | 0         | 0         | 0        | 0        | 0        | 0        | 0        |
| TM | TEAM             | 14        | 0         | 0          | 0          | 0          | .000        | 0           | 4-8            | 4          | 0        | 0        | 0         | 0        | 0         | 0         | 0        | 0        | 0        | 0        | 0        |
|    | <b>Total</b>     | <b>24</b> | <b>62</b> | <b>104</b> | <b>166</b> | <b>756</b> | <b>.082</b> | <b>-105</b> | <b>140-340</b> | <b>130</b> | <b>4</b> | <b>6</b> | <b>25</b> | <b>2</b> | <b>12</b> | <b>11</b> | <b>0</b> | <b>1</b> | <b>1</b> | <b>0</b> | <b>4</b> |
|    | <b>Opponents</b> | <b>24</b> | <b>79</b> | <b>136</b> | <b>215</b> | <b>713</b> | <b>.111</b> | <b>-</b>    | <b>167-372</b> | <b>161</b> | <b>2</b> | <b>4</b> | <b>22</b> | <b>3</b> | <b>12</b> | <b>13</b> | <b>0</b> | <b>0</b> | <b>2</b> | <b>0</b> | <b>5</b> |

## GOALIES

| ## | Name             | GP-GS       | Minutes        | GA        | Avg         | Saves      | Pct         | W         | L         | T        | Sho      | PP        | SH       | EN       | PEN      | SOG      |
|----|------------------|-------------|----------------|-----------|-------------|------------|-------------|-----------|-----------|----------|----------|-----------|----------|----------|----------|----------|
| 31 | DAINTON, Paul    | 20-19       | 1155:33        | 61        | 3.17        | 535        | .898        | 10        | 10        | 0        | 0        | 17        | 1        | 0        | 0        | 0        |
| 33 | MEYERS, Dan      | 5-4         | 278:09         | 16        | 3.45        | 99         | .861        | 1         | 3         | 0        | 0        | 5         | 1        | 0        | 0        | 0        |
| TM | EMPTY NET        | 14-0        | 8:23           | 2         | -           | 0          | .000        | 0         | 0         | 0        | 0        | 0         | 1        | 2        | 0        | 0        |
|    | <b>Total</b>     | <b>24-0</b> | <b>1442:05</b> | <b>79</b> | <b>3.29</b> | <b>634</b> | <b>.889</b> | <b>11</b> | <b>13</b> | <b>0</b> | <b>0</b> | <b>22</b> | <b>3</b> | <b>2</b> | <b>0</b> | <b>0</b> |
|    | <b>Opponents</b> | <b>24-0</b> | <b>1442:05</b> | <b>62</b> | <b>2.58</b> | <b>694</b> | <b>.918</b> | <b>13</b> | <b>11</b> | <b>0</b> | <b>3</b> | <b>25</b> | <b>2</b> | <b>2</b> | <b>0</b> | <b>0</b> |

## Game RESULTS

| Date           | Opponent             | W/L | Score | Shots | Overall | Conference | Time | Attend | Goalie        |
|----------------|----------------------|-----|-------|-------|---------|------------|------|--------|---------------|
| * Oct 16, 2009 | #2 BOSTON UNIVERSITY | W   | 3-2   | 26/41 | 2-0-0   | 1-0-0      | 2:17 | 8123   | DAINTON, Paul |
| * Oct 23, 2009 | MAINE                | W   | 5-3   | 29/29 | 3-0-0   | 2-0-0      | 2:39 | 6582   | DAINTON, Paul |
| * Oct 30, 2009 | at Providence        | W   | 5-3   | 36/38 | 4-0-0   | 3-0-0      | 2:17 | 1471   | DAINTON, Paul |
| * Oct 31, 2009 | PROVIDENCE           | L   | 1-2   | 48/28 | 4-1-0   | 3-1-0      | 2:05 | 4124   | DAINTON, Paul |
| * Nov 13, 2009 | NEW HAMPSHIRE        | WOT | 4-3   | 31/45 | 7-1-0   | 4-1-0      | 2:15 | 5927   | DAINTON, Paul |
| * Nov 14, 2009 | NEW HAMPSHIRE        | L   | 2-4   | 35/18 | 7-2-0   | 4-2-0      | 2:05 | 6019   | DAINTON, Paul |
| * Nov 24, 2009 | at #18 Vermont       | W   | 6-2   | 31/29 | 9-2-0   | 5-2-0      | 2:10 | 4003   | DAINTON, Paul |
| * Dec 04, 2009 | #15 BOSTON COLLEGE   | L   | 1-3   | 24/32 | 9-4-0   | 5-3-0      | 2:10 | 8169   | DAINTON, Paul |
| * Dec 05, 2009 | at UMass Lowell      | L   | 3-5   | 26/38 | 9-5-0   | 5-4-0      | 2:10 | 3457   | DAINTON, Paul |
| * Dec 12, 2009 | MERRIMACK            | W   | 4-1   | 39/34 | 10-5-0  | 6-4-0      | 2:14 | 3892   | DAINTON, Paul |
| * Jan 02, 2010 | at Boston University | L   | 3-7   | 23/29 | 11-7-0  | 6-5-0      | 2:14 | 4809   | DAINTON, Paul |
| * Jan 09, 2010 | at New Hampshire     | L   | 2-7   | 28/33 | 11-8-0  | 6-6-0      | 2:04 | 5832   | MEYERS, Dan   |
| * Jan 10, 2010 | at Northeastern      | W   | 4-1   | 24/13 | 12-8-0  | 7-6-0      | 2:08 | 2160   | DAINTON, Paul |
| * Jan 15, 2010 | #15 UMASS LOWELL     | W   | 3-2   | 38/33 | 13-8-0  | 8-6-0      | 2:13 | 3445   | DAINTON, Paul |
| * Jan 16, 2010 | at #15 UMass Lowell  | W   | 2-1   | 17/29 | 14-8-0  | 9-6-0      | 2:25 | 4688   | DAINTON, Paul |
| * Jan 23, 2010 | #17 VERMONT          | W   | 3-1   | 31/26 | 15-8-0  | 10-6-0     | 2:02 | 6421   | DAINTON, Paul |
| * Jan 24, 2010 | #17 VERMONT          | L   | 0-3   | 31/19 | 15-9-0  | 10-7-0     | 2:15 | 3139   | DAINTON, Paul |
| * Jan 29, 2010 | at Boston University | L   | 2-6   | 41/37 | 15-10-0 | 10-8-0     | 2:18 | 5361   | DAINTON, Paul |
| * Jan 30, 2010 | at Providence        | W   | 4-1   | 43/27 | 16-10-0 | 11-8-0     | 2:13 | 1492   | MEYERS, Dan   |
| * Feb 05, 2010 | #14 BOSTON COLLEGE   | L   | 1-7   | 23/31 | 16-11-0 | 11-9-0     | 2:50 | 8389   | DAINTON, Paul |
| * Feb 12, 2010 | NORTHEASTERN         | L   | 0-2   | 31/18 | 16-12-0 | 11-10-0    | 2:10 | 4321   | MEYERS, Dan   |
| * Feb 13, 2010 | at Northeastern      | L   | 3-6   | 37/37 | 16-13-0 | 11-11-0    | 2:24 | 2752   | DAINTON, Paul |
| * Feb 19, 2010 | at Merrimack         | L   | 1-4   | 22/27 | 16-14-0 | 11-12-0    | 2:07 | 2281   | DAINTON, Paul |
| * Feb 20, 2010 | MERRIMACK            | L   | 0-3   | 42/22 | 16-15-0 | 11-13-0    | 2:30 | 3987   | MEYERS, Dan   |
| * Feb 26, 2010 | at #7 Boston College | LOT | 1-2   | 35/33 | 16-16-0 | 11-14-0    |      | 4872   | DAINTON, Paul |

## Miscellaneous STATS (OVERALL)

| ## | FACEOFFS         | GP | W   | L   | Pct   |
|----|------------------|----|-----|-----|-------|
| 22 | MARCOU, Michael  | 32 | 1   | 0   | 1.000 |
| 27 | BRAUN, Justin    | 32 | 1   | 0   | 1.000 |
| 2  | NOLET, Martin    | 32 | 1   | 0   | 1.000 |
| 19 | MARCOU, James    | 32 | 8   | 4   | .667  |
| 14 | SYNER, T.J.      | 28 | 27  | 17  | .614  |
| 20 | BOEHM, David     | 12 | 9   | 7   | .562  |
| 26 | WATSON, Brett    | 32 | 307 | 240 | .561  |
| 25 | LECOMTE, Michael | 16 | 129 | 101 | .561  |
| 11 | HOBBS, Danny     | 29 | 15  | 12  | .556  |
| 3  | CZEPIEL, Kevin   | 23 | 80  | 68  | .541  |
| 7  | WELLMAN, Casey   | 32 | 318 | 303 | .512  |
| 16 | OLCZYK, Eddie    | 20 | 2   | 2   | .500  |
| 9  | SAUNDERS, Shawn  | 25 | 1   | 1   | .500  |
| 12 | CARZO, Rocco     | 28 | 118 | 143 | .452  |
| 15 | KEANE, Brian     | 25 | 5   | 7   | .417  |
| 17 | LANGERAAP, Chase | 18 | 17  | 24  | .415  |
| 21 | CONCANNON, Marc  | 28 | 4   | 10  | .286  |
| 10 | ORTIZ, Will      | 32 | 5   | 13  | .278  |
| 18 | KUBLIN, Doug     | 21 | 0   | 1   | .000  |

| ## | POWER PLAYS      | GP | G | A  | Pts | SH | Pct  |
|----|------------------|----|---|----|-----|----|------|
| 19 | MARCOU, James    | 32 | 4 | 18 | 22  | 28 | .143 |
| 7  | WELLMAN, Casey   | 32 | 9 | 8  | 17  | 40 | .225 |
| 27 | BRAUN, Justin    | 32 | 1 | 14 | 15  | 31 | .032 |
| 10 | ORTIZ, Will      | 32 | 5 | 7  | 12  | 22 | .227 |
| 44 | IRWIN, Matt      | 32 | 5 | 6  | 11  | 33 | .152 |
| 2  | NOLET, Martin    | 32 | 2 | 1  | 3   | 6  | .333 |
| 14 | SYNER, T.J.      | 28 | 2 | 1  | 3   | 6  | .333 |
| 12 | CARZO, Rocco     | 28 | 1 | 1  | 2   | 12 | .083 |
| 11 | HOBBS, Danny     | 29 | 1 | 1  | 2   | 5  | .200 |
| 22 | MARCOU, Michael  | 32 | 1 | 0  | 1   | 6  | .167 |
| 28 | ROWE, Darren     | 22 | 0 | 1  | 1   | 4  | .000 |
| 25 | LECOMTE, Michael | 16 | 0 | 1  | 1   | 1  | .000 |
| 17 | LANGERAAP, Chase | 18 | 0 | 1  | 1   | 3  | .000 |
| 15 | KEANE, Brian     | 25 | 0 | 0  | 0   | 1  | .000 |

| ## | PENALTY KILL    | GP | G | A | Pts | SH | Pct  |
|----|-----------------|----|---|---|-----|----|------|
| 14 | SYNER, T.J.     | 28 | 1 | 0 | 1   | 13 | .077 |
| 10 | ORTIZ, Will     | 32 | 1 | 0 | 1   | 9  | .111 |
| 7  | WELLMAN, Casey  | 32 | 0 | 1 | 1   | 8  | .000 |
| 2  | NOLET, Martin   | 32 | 0 | 0 | 0   | 1  | .000 |
| 22 | MARCOU, Michael | 32 | 0 | 0 | 0   | 1  | .000 |
| 26 | WATSON, Brett   | 32 | 0 | 0 | 0   | 3  | .000 |
| 31 | DAINTON, Paul   | 26 | 0 | 0 | 0   | 1  | .000 |
| 20 | BOEHM, David    | 12 | 0 | 0 | 0   | 1  | .000 |
| 18 | KUBLIN, Doug    | 21 | 0 | 0 | 0   | 2  | .000 |
| 27 | BRAUN, Justin   | 32 | 0 | 0 | 0   | 5  | .000 |
| 19 | MARCOU, James   | 32 | 0 | 0 | 0   | 1  | .000 |

| GOALS BY PERIOD | 1  | 2  | 3  | OT | Total |
|-----------------|----|----|----|----|-------|
| Massachusetts   | 18 | 32 | 37 | 2  | 89    |
| Opponents       | 30 | 40 | 29 | 2  | 101   |

| SHOTS BY PERIOD | 1   | 2   | 3   | OT | Total |
|-----------------|-----|-----|-----|----|-------|
| Massachusetts   | 331 | 360 | 326 | 5  | 1022  |
| Opponents       | 322 | 322 | 315 | 7  | 966   |

| SAVES BY PERIOD | 1   | 2   | 3   | OT | Total |
|-----------------|-----|-----|-----|----|-------|
| Massachusetts   | 292 | 282 | 286 | 5  | 865   |
| Opponents       | 313 | 328 | 289 | 3  | 933   |

# Results COMPARISON

| Date          | Opponent             | Score         | -----SHOT SUMMARY----- |                |                 | ---PENALTIES--- |                | ---POWER PLAYS--- |               |
|---------------|----------------------|---------------|------------------------|----------------|-----------------|-----------------|----------------|-------------------|---------------|
|               |                      |               | Goals                  | Assists        | Shots           | No-Min          | No-Min         | G-Ch              | G-Ch          |
| Oct 08, 2009  | RENSELAER            | 5-2           | 5/2                    | 10/3           | 26/30           | 10-20           | 14-28          | 4-11              | 1-7           |
| Oct 16, 2009  | BOSTON UNIVERSITY    | 3-2           | 3/2                    | 6/4            | 26/41           | 3-6             | 4-8            | 0-4               | 1-3           |
| Oct 23, 2009  | MAINE                | 5-3           | 5/3                    | 9/5            | 29/29           | 13-45           | 19-54          | 3-8               | 1-3           |
| Oct 30, 2009  | at Providence        | 5-3           | 5/3                    | 9/6            | 36/38           | 5-10            | 8-16           | 3-7               | 2-4           |
| Oct 31, 2009  | PROVIDENCE           | 1-2           | 1/2                    | 2/4            | 48/28           | 3-6             | 5-10           | 1-5               | 0-3           |
| Nov 06, 2009  | NIAGARA              | 4-1           | 4/1                    | 6/2            | 33/32           | 4-8             | 3-6            | 1-3               | 0-4           |
| Nov 08, 2009  | at Niagara           | 4-2           | 4/2                    | 7/4            | 40/27           | 1-2             | 1-2            | 0-1               | 0-1           |
| Nov 13, 2009  | NEW HAMPSHIRE        | 4-3           | 4/3                    | 6/4            | 31/45           | 1-2             | 2-4            | 0-2               | 0-1           |
| Nov 14, 2009  | NEW HAMPSHIRE        | 2-4           | 2/4                    | 3/6            | 35/18           | 2-4             | 2-4            | 0-1               | 0-1           |
| Nov 19, 2009  | at Yale              | 4-3           | 4/3                    | 8/5            | 36/31           | 7-14            | 6-12           | 1-6               | 1-7           |
| Nov 24, 2009  | at Vermont           | 6-2           | 6/2                    | 12/4           | 31/29           | 5-10            | 6-12           | 3-6               | 0-4           |
| Nov 28, 2009  | at Quinnipiac        | 4-5           | 4/5                    | 8/10           | 32/45           | 3-6             | 1-2            | 0-1               | 1-3           |
| Dec 04, 2009  | BOSTON COLLEGE       | 1-3           | 1/3                    | 1/6            | 24/32           | 6-23            | 5-10           | 1-4               | 1-5           |
| Dec 05, 2009  | at UMass Lowell      | 3-5           | 3/5                    | 5/9            | 26/38           | 5-10            | 8-16           | 1-6               | 1-3           |
| Dec 12, 2009  | MERRIMACK            | 4-1           | 4/1                    | 4/2            | 39/34           | 7-25            | 5-10           | 1-3               | 0-3           |
| Dec 29, 2009  | vs Union             | 4-3           | 4/3                    | 7/5            | 21/39           | 5-13            | 3-6            | 0-2               | 2-4           |
| Dec 30, 2009  | vs Bentley           | 1-4           | 1/4                    | 2/7            | 43/16           | 6-20            | 4-8            | 0-3               | 1-3           |
| Jan 02, 2010  | at Boston University | 3-7           | 3/7                    | 5/12           | 23/29           | 7-14            | 13-26          | 3-12              | 3-6           |
| Jan 09, 2010  | at New Hampshire     | 2-7           | 2/7                    | 2/11           | 28/33           | 5-10            | 5-10           | 0-4               | 2-4           |
| Jan 10, 2010  | at Northeastern      | 4-1           | 4/1                    | 8/2            | 24/13           | 6-12            | 6-23           | 3-7               | 0-6           |
| Jan 15, 2010  | UMASS LOWELL         | 3-2           | 3/2                    | 6/2            | 38/33           | 6-12            | 6-12           | 1-5               | 0-5           |
| Jan 16, 2010  | at UMass Lowell      | 2-1           | 2/1                    | 4/2            | 17/29           | 8-24            | 9-21           | 1-7               | 0-5           |
| Jan 23, 2010  | VERMONT              | 3-1           | 3/1                    | 3/2            | 31/26           | 2-4             | 2-4            | 0-2               | 0-2           |
| Jan 24, 2010  | VERMONT              | 0-3           | 0/3                    | 0/4            | 31/19           | 7-14            | 11-22          | 0-9               | 1-5           |
| Jan 29, 2010  | at Boston University | 2-6           | 2/6                    | 4/10           | 41/37           | 8-16            | 7-14           | 1-4               | 2-5           |
| Jan 30, 2010  | at Providence        | 4-1           | 4/1                    | 7/2            | 43/27           | 6-12            | 10-28          | 2-8               | 0-5           |
| Feb 05, 2010  | BOSTON COLLEGE       | 1-7           | 1/7                    | 2/12           | 23/31           | 6-12            | 7-14           | 0-6               | 1-5           |
| Feb 12, 2010  | NORTHEASTERN         | 0-2           | 0/2                    | 0/3            | 31/18           | 7-14            | 5-10           | 0-3               | 1-5           |
| Feb 13, 2010  | at Northeastern      | 3-6           | 3/6                    | 4/11           | 37/37           | 11-33           | 9-18           | 0-6               | 3-9           |
| Feb 19, 2010  | at Merrimack         | 1-4           | 1/4                    | 2/7            | 22/27           | 4-8             | 6-12           | 1-5               | 2-3           |
| Feb 20, 2010  | MERRIMACK            | 0-3           | 0/3                    | 0/6            | 42/22           | 7-14            | 7-14           | 0-5               | 1-5           |
| Feb 26, 2010  | at Boston College    | 1-2           | 1/2                    | 2/4            | 35/33           | 0-0             | 2-4            | 0-2               | 0-0           |
| <b>Totals</b> |                      | <b>89-101</b> | <b>89/101</b>          | <b>154/176</b> | <b>1022/966</b> | <b>176-423</b>  | <b>201-440</b> | <b>31-158</b>     | <b>28-129</b> |

# Team Stats

| TEAM STATISTICS        | UMASS    | OPP      |
|------------------------|----------|----------|
| <b>SHOT STATISTICS</b> |          |          |
| Goals-Shot attempts    | 89-1022  | 101-966  |
| Shot pct.              | .087     | .105     |
| Goals/Game             | 2.8      | 3.2      |
| Shots/Game             | 31.9     | 30.2     |
| Assists                | 154      | 176      |
| <b>POWER PLAYS</b>     |          |          |
| Goals-Power Plays      | 31-158   | 28-129   |
| Conversion Percent     | .196     | .217     |
| Shot Attempts          | 198      | 178      |
| Shot Percent           | .157     | .157     |
| <b>SHORT-HANDED</b>    |          |          |
| Goals-Shot attempts    | 2-45     | 4-41     |
| Shot Percent           | .044     | .098     |
| <b>GOAL BREAKDOWN</b>  |          |          |
| Total Goals            | 89       | 101      |
| Power Play             | 31       | 28       |
| Short-handed           | 2        | 4        |
| Empty net              | 4        | 3        |
| Penalty                | 0        | 0        |
| Unassisted             | 5        | 5        |
| Overtime               | 2        | 2        |
| Shootout               | 0        | 0        |
| Delayed Penalty        | 0        | 0        |
| <b>PENALTIES</b>       |          |          |
| Number                 | 176      | 201      |
| Minutes                | 423      | 440      |
| Penalties/Game         | 5.5      | 6.3      |
| Pen minutes/Game       | 13.2     | 13.8     |
| Minor                  | 164      | 195      |
| Major                  | 5        | 2        |
| 10-minute Misconduct   | 4        | 3        |
| Game Misconduct        | 2        | 1        |
| Gross Misconduct       | 0        | 0        |
| Match                  | 1        | 0        |
| FACEOFFS (W-L)         | 1048-953 | 953-1048 |
| Faceoff W-L Pct.       | .524     | .476     |
| SHOOTOUTS (Made-Att)   | 0-0      | 0-0      |
| <b>ATTENDANCE</b>      |          |          |
| Total                  | 79690    | 49864    |
| Dates/Avg Per Date     | 15/5313  | 15/3324  |
| Neutral Site #/Avg     | 2/1284   |          |

## Massachusetts - TEAM GAME HIGHS

|                 |    |                                 |
|-----------------|----|---------------------------------|
| POINTS          | 18 | at Vermont (Nov 24, 2009)       |
| GOALS           | 6  | at Vermont (Nov 24, 2009)       |
| ASSISTS         | 12 | at Vermont (Nov 24, 2009)       |
| SHOTS ON GOAL   | 48 | vs Providence (Oct 31, 2009)    |
| SAVES           | 42 | vs New Hampshire (Nov 13, 2009) |
| PENALTIES       | 13 | vs Maine (Oct 23, 2009)         |
| PENALTY MINUTES | 45 | vs Maine (Oct 23, 2009)         |

## Opponent - GAME HIGHS

|                 |    |                                     |
|-----------------|----|-------------------------------------|
| POINTS          | 19 | vs Boston College (Feb 05, 2010)    |
| GOALS           | 7  | at Boston University (Jan 02, 2010) |
| ASSISTS         | 12 | vs Boston College (Feb 05, 2010)    |
| SHOTS ON GOAL   | 45 | at Quinnipiac (Nov 28, 2009)        |
| SAVES           | 47 | vs Providence (Oct 31, 2009)        |
| PENALTIES       | 19 | vs Maine (Oct 23, 2009)             |
| PENALTY MINUTES | 54 | vs Maine (Oct 23, 2009)             |

## Massachusetts - GAME LOWS

|                 |    |                                  |
|-----------------|----|----------------------------------|
| POINTS          | 0  | vs Vermont (Jan 24, 2010)        |
| GOALS           | 0  | vs Northeastern (Feb 12, 2010)   |
| ASSISTS         | 0  | vs Merrimack (Feb 20, 2010)      |
| SHOTS ON GOAL   | 17 | at UMass Lowell (Jan 16, 2010)   |
| SAVES           | 12 | vs Bentley (Dec 30, 2009)        |
| PENALTIES       | 0  | at Boston College (Feb 26, 2010) |
| PENALTY MINUTES | 0  | at Boston College (Feb 26, 2010) |

## Opponent - GAME LOWS

|                 |    |                                |
|-----------------|----|--------------------------------|
| POINTS          | 3  | vs Niagara (Nov 06, 2009)      |
| GOALS           | 1  | vs Merrimack (Dec 12, 2009)    |
| ASSISTS         | 2  | vs Niagara (Nov 06, 2009)      |
| SHOTS ON GOAL   | 13 | at Northeastern (Jan 10, 2010) |
| SAVES           | 15 | at UMass Lowell (Jan 16, 2010) |
| PENALTIES       | 1  | at UMass Lowell (Jan 16, 2010) |
| PENALTY MINUTES | 2  | at UMass Lowell (Jan 16, 2010) |

## Individual - GAME HIGHS

|                 |    |                                               |
|-----------------|----|-----------------------------------------------|
| POINTS          | 5  | MARCOU, James at Vermont (Nov 24, 2009)       |
| GOALS           | 3  | WELLMAN, Casey at Vermont (Nov 24, 2009)      |
| ASSISTS         | 5  | MARCOU, James at Vermont (Nov 24, 2009)       |
| SHOTS           | 8  | ORTIZ, Will at Northeastern (Feb 13, 2010)    |
| SAVES           | 42 | DAINTON, Paul vs New Hampshire (Nov 13, 2009) |
| PENALTIES       | 4  | NOLET, Martin vs Maine (Oct 23, 2009)         |
| PENALTY MINUTES | 19 | NOLET, Martin vs Maine (Oct 23, 2009)         |

# Career STATS

**Boehm, David**

| OFFENSE      | GP        | G        | A        | Pts      | Shots     | Shot%       | Pen      | Min      | +/-       | PPG      | SHG      | GWG      |
|--------------|-----------|----------|----------|----------|-----------|-------------|----------|----------|-----------|----------|----------|----------|
| 2008         | 2         | 0        | 0        | 0        | 2         | .000        | 0        | 0        | -1        | 0        | 0        | 0        |
| 2009         | 12        | 2        | 2        | 4        | 22        | .091        | 4        | 8        | +3        | 0        | 0        | 1        |
| <b>TOTAL</b> | <b>14</b> | <b>2</b> | <b>2</b> | <b>4</b> | <b>24</b> | <b>.083</b> | <b>4</b> | <b>8</b> | <b>+2</b> | <b>0</b> | <b>0</b> | <b>1</b> |

**Braun, Justin**

| OFFENSE      | GP         | G         | A         | Pts       | Shots      | Shot%       | Pen       | Min        | +/-        | PPG      | SHG      | GWG      |
|--------------|------------|-----------|-----------|-----------|------------|-------------|-----------|------------|------------|----------|----------|----------|
| 2006         | 39         | 4         | 10        | 14        | 56         | .071        | 10        | 20         | +3         | 0        | 0        | 1        |
| 2007         | 36         | 4         | 16        | 20        | 90         | .044        | 10        | 20         | -2         | 2        | 0        | 0        |
| 2008         | 39         | 7         | 16        | 23        | 108        | .065        | 13        | 50         | +8         | 2        | 2        | 0        |
| 2009         | 32         | 3         | 20        | 23        | 88         | .034        | 11        | 22         | +2         | 1        | 0        | 0        |
| <b>TOTAL</b> | <b>146</b> | <b>18</b> | <b>62</b> | <b>80</b> | <b>342</b> | <b>.053</b> | <b>44</b> | <b>112</b> | <b>+11</b> | <b>5</b> | <b>2</b> | <b>1</b> |

**Carzo, Rocco**

| OFFENSE      | GP        | G        | A        | Pts       | Shots     | Shot%       | Pen      | Min       | +/-       | PPG      | SHG      | GWG      |
|--------------|-----------|----------|----------|-----------|-----------|-------------|----------|-----------|-----------|----------|----------|----------|
| 2009         | 28        | 6        | 6        | 12        | 44        | .136        | 8        | 16        | -8        | 1        | 0        | 2        |
| <b>TOTAL</b> | <b>28</b> | <b>6</b> | <b>6</b> | <b>12</b> | <b>44</b> | <b>.136</b> | <b>8</b> | <b>16</b> | <b>-8</b> | <b>1</b> | <b>0</b> | <b>2</b> |

**Concannon, Marc**

| OFFENSE      | GP        | G        | A        | Pts      | Shots     | Shot%       | Pen       | Min       | +/-       | PPG      | SHG      | GWG      |
|--------------|-----------|----------|----------|----------|-----------|-------------|-----------|-----------|-----------|----------|----------|----------|
| 2007         | 15        | 1        | 0        | 1        | 11        | .091        | 4         | 8         | -4        | 0        | 0        | 0        |
| 2008         | 10        | 2        | 1        | 3        | 7         | .286        | 4         | 8         | +2        | 0        | 0        | 0        |
| 2009         | 28        | 1        | 4        | 5        | 29        | .034        | 7         | 14        | -7        | 0        | 0        | 0        |
| <b>TOTAL</b> | <b>53</b> | <b>4</b> | <b>5</b> | <b>9</b> | <b>47</b> | <b>.085</b> | <b>15</b> | <b>30</b> | <b>-9</b> | <b>0</b> | <b>0</b> | <b>0</b> |

**CZEPIEL, Kevin**

| OFFENSE      | GP        | G        | A        | Pts      | Shots     | Shot%       | Pen      | Min       | +/-       | PPG      | SHG      | GWG      |
|--------------|-----------|----------|----------|----------|-----------|-------------|----------|-----------|-----------|----------|----------|----------|
| 2009         | 23        | 1        | 0        | 1        | 22        | .045        | 6        | 12        | -2        | 0        | 0        | 0        |
| <b>TOTAL</b> | <b>23</b> | <b>1</b> | <b>0</b> | <b>1</b> | <b>22</b> | <b>.045</b> | <b>6</b> | <b>12</b> | <b>-2</b> | <b>0</b> | <b>0</b> | <b>0</b> |

**Dainton, Paul**

| GOALIE       | GP        | GS        | Minutes        | GA         | GaAvg       | Saves       | SvPct       | W         | L         | T        | Sho      | PPG       | SHG      |
|--------------|-----------|-----------|----------------|------------|-------------|-------------|-------------|-----------|-----------|----------|----------|-----------|----------|
| 2007         | 33        | 33        | 1947:26        | 83         | 2.56        | 848         | .911        | 12        | 14        | 6        | 1        | 25        | 3        |
| 2008         | 29        | 25        | 1614:45        | 66         | 2.45        | 691         | .913        | 12        | 14        | 1        | 0        | 22        | 3        |
| 2009         | 26        | 25        | 1498:34        | 74         | 2.96        | 701         | .905        | 13        | 13        | 0        | 0        | 22        | 2        |
| <b>TOTAL</b> | <b>88</b> | <b>83</b> | <b>5060:45</b> | <b>223</b> | <b>2.64</b> | <b>2240</b> | <b>.909</b> | <b>37</b> | <b>41</b> | <b>7</b> | <b>1</b> | <b>69</b> | <b>8</b> |

**Donnellan, Mike**

| OFFENSE      | GP       | G        | A        | Pts      | Shots    | Shot%       | Pen      | Min      | +/-       | PPG      | SHG      | GWG      |
|--------------|----------|----------|----------|----------|----------|-------------|----------|----------|-----------|----------|----------|----------|
| 2009         | 8        | 0        | 0        | 0        | 6        | .000        | 2        | 4        | -4        | 0        | 0        | 0        |
| <b>TOTAL</b> | <b>8</b> | <b>0</b> | <b>0</b> | <b>0</b> | <b>6</b> | <b>.000</b> | <b>2</b> | <b>4</b> | <b>-4</b> | <b>0</b> | <b>0</b> | <b>0</b> |

**Hobbs, Danny**

| OFFENSE      | GP        | G        | A        | Pts       | Shots     | Shot%       | Pen       | Min       | +/-       | PPG      | SHG      | GWG      |
|--------------|-----------|----------|----------|-----------|-----------|-------------|-----------|-----------|-----------|----------|----------|----------|
| 2008         | 24        | 1        | 1        | 2         | 34        | .029        | 10        | 20        | -2        | 0        | 0        | 0        |
| 2009         | 29        | 3        | 6        | 9         | 56        | .054        | 6         | 12        | -3        | 1        | 0        | 1        |
| <b>TOTAL</b> | <b>53</b> | <b>4</b> | <b>7</b> | <b>11</b> | <b>90</b> | <b>.044</b> | <b>16</b> | <b>32</b> | <b>-5</b> | <b>1</b> | <b>0</b> | <b>1</b> |

**Irwin, Matt**

| OFFENSE      | GP        | G         | A         | Pts       | Shots      | Shot%       | Pen       | Min       | +/-        | PPG      | SHG      | GWG      |
|--------------|-----------|-----------|-----------|-----------|------------|-------------|-----------|-----------|------------|----------|----------|----------|
| 2008         | 31        | 7         | 11        | 18        | 46         | .152        | 4         | 8         | -2         | 2        | 0        | 1        |
| 2009         | 32        | 6         | 14        | 20        | 69         | .087        | 7         | 14        | -9         | 5        | 0        | 1        |
| <b>TOTAL</b> | <b>63</b> | <b>13</b> | <b>25</b> | <b>38</b> | <b>115</b> | <b>.113</b> | <b>11</b> | <b>22</b> | <b>-11</b> | <b>7</b> | <b>0</b> | <b>2</b> |

**Keane, Brian**

| OFFENSE      | GP        | G        | A        | Pts       | Shots     | Shot%       | Pen       | Min       | +/-        | PPG      | SHG      | GWG      |
|--------------|-----------|----------|----------|-----------|-----------|-------------|-----------|-----------|------------|----------|----------|----------|
| 2007         | 26        | 2        | 4        | 6         | 20        | .100        | 4         | 16        | -7         | 0        | 0        | 1        |
| 2008         | 18        | 4        | 0        | 4         | 18        | .222        | 1         | 2         | 0          | 0        | 0        | 1        |
| 2009         | 25        | 2        | 2        | 4         | 24        | .083        | 5         | 21        | -7         | 0        | 0        | 1        |
| <b>TOTAL</b> | <b>69</b> | <b>8</b> | <b>6</b> | <b>14</b> | <b>62</b> | <b>.129</b> | <b>10</b> | <b>39</b> | <b>-14</b> | <b>0</b> | <b>0</b> | <b>3</b> |

**Kessler, Kevin**

| OFFENSE      | GP        | G        | A        | Pts      | Shots     | Shot%       | Pen      | Min       | +/-       | PPG      | SHG      | GWG      |
|--------------|-----------|----------|----------|----------|-----------|-------------|----------|-----------|-----------|----------|----------|----------|
| 2007         | 10        | 1        | 1        | 2        | 3         | .333        | 3        | 17        | +1        | 0        | 0        | 0        |
| 2008         | 4         | 0        | 0        | 0        | 4         | .000        | 1        | 2         | +1        | 0        | 0        | 0        |
| 2009         | 17        | 0        | 0        | 0        | 5         | .000        | 4        | 8         | -4        | 0        | 0        | 0        |
| <b>TOTAL</b> | <b>31</b> | <b>1</b> | <b>1</b> | <b>2</b> | <b>12</b> | <b>.083</b> | <b>8</b> | <b>27</b> | <b>-2</b> | <b>0</b> | <b>0</b> | <b>0</b> |

**Kublin, Doug**

| OFFENSE      | GP        | G        | A        | Pts      | Shots     | Shot%       | Pen       | Min       | +/-       | PPG      | SHG      | GWG      |
|--------------|-----------|----------|----------|----------|-----------|-------------|-----------|-----------|-----------|----------|----------|----------|
| 2007         | 20        | 0        | 1        | 1        | 4         | .000        | 4         | 16        | 0         | 0        | 0        | 0        |
| 2008         | 29        | 1        | 1        | 2        | 9         | .111        | 7         | 14        | +3        | 0        | 0        | 0        |
| 2009         | 21        | 0        | 1        | 1        | 15        | .000        | 8         | 24        | +1        | 0        | 0        | 0        |
| <b>TOTAL</b> | <b>70</b> | <b>1</b> | <b>3</b> | <b>4</b> | <b>28</b> | <b>.036</b> | <b>19</b> | <b>54</b> | <b>+4</b> | <b>0</b> | <b>0</b> | <b>0</b> |

**Langeraa, Chase**

| OFFENSE      | GP        | G        | A         | Pts       | Shots     | Shot%       | Pen       | Min       | +/-       | PPG      | SHG      | GWG      |
|--------------|-----------|----------|-----------|-----------|-----------|-------------|-----------|-----------|-----------|----------|----------|----------|
| 2007         | 21        | 3        | 2         | 5         | 31        | .097        | 8         | 27        | -4        | 2        | 0        | 1        |
| 2008         | 35        | 5        | 12        | 17        | 41        | .122        | 16        | 35        | +2        | 3        | 0        | 1        |
| 2009         | 18        | 0        | 5         | 5         | 19        | .000        | 4         | 8         | -1        | 0        | 0        | 0        |
| <b>TOTAL</b> | <b>74</b> | <b>8</b> | <b>19</b> | <b>27</b> | <b>91</b> | <b>.088</b> | <b>28</b> | <b>70</b> | <b>-3</b> | <b>5</b> | <b>0</b> | <b>2</b> |

**Lecomte, Michael**

| OFFENSE      | GP        | G         | A         | Pts       | Shots      | Shot%       | Pen       | Min       | +/-       | PPG      | SHG      | GWG      |
|--------------|-----------|-----------|-----------|-----------|------------|-------------|-----------|-----------|-----------|----------|----------|----------|
| 2007         | 33        | 7         | 6         | 13        | 53         | .132        | 16        | 32        | +8        | 1        | 0        | 1        |
| 2008         | 36        | 6         | 4         | 10        | 59         | .102        | 14        | 28        | -3        | 3        | 0        | 1        |
| 2009         | 16        | 4         | 6         | 10        | 27         | .148        | 7         | 25        | 0         | 0        | 0        | 0        |
| <b>TOTAL</b> | <b>85</b> | <b>17</b> | <b>16</b> | <b>33</b> | <b>139</b> | <b>.122</b> | <b>37</b> | <b>85</b> | <b>+5</b> | <b>4</b> | <b>0</b> | <b>2</b> |

**Marcou, James**

| OFFENSE      | GP         | G         | A         | Pts        | Shots      | Shot%       | Pen       | Min       | +/-       | PPG       | SHG      | GWG      |
|--------------|------------|-----------|-----------|------------|------------|-------------|-----------|-----------|-----------|-----------|----------|----------|
| 2007         | 36         | 8         | 24        | 32         | 71         | .113        | 10        | 20        | -1        | 1         | 0        | 1        |
| 2008         | 39         | 15        | 32        | 47         | 105        | .143        | 17        | 34        | +2        | 6         | 0        | 1        |
| 2009         | 32         | 10        | 33        | 43         | 92         | .109        | 18        | 36        | -4        | 4         | 0        | 1        |
| <b>TOTAL</b> | <b>107</b> | <b>33</b> | <b>89</b> | <b>122</b> | <b>268</b> | <b>.123</b> | <b>45</b> | <b>90</b> | <b>-3</b> | <b>11</b> | <b>0</b> | <b>3</b> |

**Marcou, Michael**

| OFFENSE      | GP        | G        | A        | Pts       | Shots     | Shot%       | Pen       | Min       | +/-        | PPG      | SHG      | GWG      |
|--------------|-----------|----------|----------|-----------|-----------|-------------|-----------|-----------|------------|----------|----------|----------|
| 2008         | 20        | 0        | 1        | 1         | 10        | .000        | 2         | 4         | -8         | 0        | 0        | 0        |
| 2009         | 32        | 7        | 3        | 10        | 45        | .156        | 14        | 39        | -9         | 1        | 0        | 2        |
| <b>TOTAL</b> | <b>52</b> | <b>7</b> | <b>4</b> | <b>11</b> | <b>55</b> | <b>.127</b> | <b>16</b> | <b>43</b> | <b>-17</b> | <b>1</b> | <b>0</b> | <b>2</b> |

**Meyers, Dan**

| GOALIE       | GP        | GS        | Minutes        | GA        | GaAvg       | Saves      | SvPct       | W         | L         | T        | Sho      | PPG       | SHG      |
|--------------|-----------|-----------|----------------|-----------|-------------|------------|-------------|-----------|-----------|----------|----------|-----------|----------|
| 2006         | 5         | 3         | 161:46         | 8         | 2.97        | 63         | .887        | 2         | 1         | 0        | 0        | 1         | 1        |
| 2007         | 5         | 3         | 233:48         | 10        | 2.57        | 107        | .915        | 2         | 2         | 0        | 0        | 1         | 1        |
| 2008         | 14        | 14        | 748:05         | 33        | 2.65        | 338        | .911        | 4         | 6         | 2        | 1        | 8         | 3        |
| 2009         | 8         | 7         | 422:02         | 24        | 3.41        | 164        | .872        | 3         | 3         | 0        | 0        | 6         | 1        |
| <b>TOTAL</b> | <b>32</b> | <b>27</b> | <b>1565:41</b> | <b>75</b> | <b>2.87</b> | <b>672</b> | <b>.900</b> | <b>11</b> | <b>12</b> | <b>2</b> | <b>1</b> | <b>16</b> | <b>6</b> |

**Nolet, Martin**

| OFFENSE      | GP         | G        | A         | Pts       | Shots      | Shot%       | Pen       | Min        | +/-       | PPG      | SHG      | GWG      |
|--------------|------------|----------|-----------|-----------|------------|-------------|-----------|------------|-----------|----------|----------|----------|
| 2006         | 32         | 1        | 3         | 4         | 14         | .071        | 12        | 35         | +6        | 0        | 0        | 1        |
| 2007         | 31         | 2        | 4         | 6         | 23         | .087        | 17        | 53         | -6        | 1        | 0        | 0        |
| 2008         | 38         | 2        | 7         | 9         | 39         | .051        | 26        | 84         | -1        | 0        | 0        | 0        |
| 2009         | 32         | 4        | 3         | 7         | 35         | .114        | 15        | 49         | -7        | 2        | 0        | 0        |
| <b>TOTAL</b> | <b>133</b> | <b>9</b> | <b>17</b> | <b>26</b> | <b>111</b> | <b>.081</b> | <b>70</b> | <b>221</b> | <b>-8</b> | <b>3</b> | <b>0</b> | <b>1</b> |

**Olczyk, Eddie**

| OFFENSE      | GP        | G        | A        | Pts      | Shots     | Shot%       | Pen      | Min      | +/-       | PPG      | SHG      | GWG      |
|--------------|-----------|----------|----------|----------|-----------|-------------|----------|----------|-----------|----------|----------|----------|
| 2009         | 20        | 1        | 0        | 1        | 18        | .056        | 1        | 2        | -1        | 0        | 0        | 0        |
| <b>TOTAL</b> | <b>20</b> | <b>1</b> | <b>0</b> | <b>1</b> | <b>18</b> | <b>.056</b> | <b>1</b> | <b>2</b> | <b>-1</b> | <b>0</b> | <b>0</b> | <b>0</b> |

**Ortiz, Will**

| OFFENSE | GP | G | A | Pts | Shots | Shot% | Pen | Min | +/- |
|---------|----|---|---|-----|-------|-------|-----|-----|-----|
|---------|----|---|---|-----|-------|-------|-----|-----|-----|



## David **BOEHM**

**Sophomore • Forward**  
**5-10 • 163 • Shoots: R**  
**Naples, Fla. • Cedar Rapids (USHL)**

# 20


**2009-10 (R-Freshman):** Speedy, skilled forward with a quick shot release who sees time on the power play ... Recorded two shots on net and finished with an even rating against Quinnipiac (11/28) where he played on the top offensive line ... Had three shots on net against Vermont (11/24) ... Recorded the game-tying assist, had one shot on net, and finished with a plus-1 rating in an overtime win against Yale (11/19) ... Scored the overtime goal, had two shots on net, and finished with a plus-1 rating in a win against UNH (11/13) ... Scored his first collegiate goal, had four shots on net, and finished with a plus-1 rating against Niagara (11/6) ... Recorded three shots on net and finished with an even rating in a weekend split with Providence (10/30, 10/31)... Registered his first collegiate point with an assist, recorded one shot on net, and finished with a plus-1 rating against Maine (10/23).

**Before UMass:** Skated for the Cedar Rapids Rough Riders in 2007-2008, totaling 14 goals and 17 assists for 31 points while dressing for 59 games ... Named to the USHL All-Star Team ... In his junior year Boehm broke the all-time assist record with 83 and added 47 goals ... Named an Empire League All-Star during his junior campaign.

**Personal:** David Michael Boehm ... Born on June 30, 1989 in Morristown, N.J. ... Son of Thomas and Denise Boehm ... Has two siblings, Tom and Alex ... Major in English.

### Career Statistics

| OFFENSE      | GP        | G        | A        | Pts      | Shots     | Shot%       | Pen      | Min      | +/-       | PPG      | SHG      | GWG      |
|--------------|-----------|----------|----------|----------|-----------|-------------|----------|----------|-----------|----------|----------|----------|
| 2008         | 2         | 0        | 0        | 0        | 2         | .000        | 0        | 0        | -1        | 0        | 0        | 0        |
| 2009         | 12        | 2        | 2        | 4        | 22        | .091        | 4        | 8        | +3        | 0        | 0        | 1        |
| <b>TOTAL</b> | <b>14</b> | <b>2</b> | <b>2</b> | <b>4</b> | <b>24</b> | <b>.083</b> | <b>4</b> | <b>8</b> | <b>+2</b> | <b>0</b> | <b>0</b> | <b>1</b> |



## Justin **BRAUN**

**CAPTAIN • Senior • Defenseman**  
**6-1 • 198 • Shoots: R**  
**Vadnais Heights, Minn. • Green Bay Gamblers (USHL)**  
**NHL Rights: San Jose Sharks**

# 27

**2009-10 (Senior):** One of the league's top defenseman ... very offensive-minded defenseman who yet plays excellent defense ... plays a pivotal role on the first power play unit ... sees time on the first penalty kill unit as well ... Posted two assists and finished with an even rating at Boston University (1/2) ... Had four shots on net and finished with a plus-2 rating against Merrimack (12/12) ... Recorded his fourth multi-point night of the season with two points on one goal and one assist, had one shot on net, and finished with a plus-1 rating against Vermont (11/24) ... Registered an assist, had one shot on net, and finished with an even rating against Yale (11/19) ... Recorded an assist, had one shot on net, and finished with an even rating against UNH (11/14) ... Registered his third multi-point game of the season with two points on one goal and one assist, had two shots on goal, and finished with a plus-3 rating against UNH (11/13) ... Recorded an assist, had five shots on net, and finished with an even rating in a weekend sweep of Niagara (11/6, 11/8) ... Had one assist, recorded five shots on net, and finished with a plus-1 rating in a weekend split with Providence (10/30, 10/31)... Recorded his second multi-point game of the season with two assists and registered four shots on net against Maine (10/23)... Finished with an even rating and recorded two shots on net against BU (10/16) ... recorded three points on one goal and two assists against RPI (10/8)... plays on the top defensive pairing with Martin Nolet.

**Before UMass:** Played two seasons with the Green Bay Gamblers of the USHL ... Participated in 69 games and tallied 13 points (2 goals, 11 assists) with a +5 rating in 2005-06.

**Personal:** Justin Timothy Braun ... Born February 10, 1987 in Minneapolis, Minn. ... Son of Paul Braun and Carol Reamer ... A resource economics major.

### Career Statistics

| OFFENSE      | GP         | G         | A         | Pts       | Shots      | Shot%       | Pen       | Min        | +/-        | PPG      | SHG      | GWG      |
|--------------|------------|-----------|-----------|-----------|------------|-------------|-----------|------------|------------|----------|----------|----------|
| 2006         | 39         | 4         | 10        | 14        | 56         | .071        | 10        | 20         | +3         | 0        | 0        | 1        |
| 2007         | 36         | 4         | 16        | 20        | 90         | .044        | 10        | 20         | -2         | 2        | 0        | 0        |
| 2008         | 39         | 7         | 16        | 23        | 108        | .065        | 13        | 50         | +8         | 2        | 2        | 0        |
| 2009         | 32         | 3         | 20        | 23        | 88         | .034        | 11        | 22         | +2         | 1        | 0        | 0        |
| <b>TOTAL</b> | <b>146</b> | <b>18</b> | <b>62</b> | <b>80</b> | <b>342</b> | <b>.053</b> | <b>44</b> | <b>112</b> | <b>+11</b> | <b>5</b> | <b>2</b> | <b>1</b> |



## Marc **CONCANNON**

Junior • Forward

6-1 • 195 • Shoots: L

Everett, Mass. • Valley Jr. Warriors (EJHL)

# 21


**2009-10 (Junior):** Strong and quick power forward who sees time on the penalty kill ... Very good two-way player using his size well defensively ... Sees action on the top penalty kill unit ... Finished with an even rating against Quinnipiac (11/28) ... Registered an assist, had one shot on net, and finished with an even rating against Vermont (11/24) ... Had three shots on net and finished with a plus-1 rating in an overtime win against Yale (11/19) ... Had three shots on net in a weekend sweep of Niagara (11/6, 11/8) ... Had one assist, recorded three shots on net, and finished with an even rating in a weekend split with Providence (10/30, 10/31).

**Before UMass:** Played four years at the Pingree School collecting 24 goals and 16 assists as a senior ... Finished his career with 112 points on 62 goals and 50 assists ... Also played baseball where he threw two no-hitters senior year to win team MVP ... Was also First Team All New England and runner-up for league MVP in baseball.

**Personal:** Marc Paul Concannon ... Born August 29, 1987 in Melrose, Mass. ... Son of Donald and Debbie Concannon ... Has four siblings: Robby, Lauren, Daniel and Diana ... Father Donald played hockey at Boston State College ... Intends to major in business.

### Career Statistics

| OFFENSE      | GP        | G        | A        | Pts      | Shots     | Shot%       | Pen       | Min       | +/-       | PPG      | SHG      | GWG      |
|--------------|-----------|----------|----------|----------|-----------|-------------|-----------|-----------|-----------|----------|----------|----------|
| 2007         | 15        | 1        | 0        | 1        | 11        | .091        | 4         | 8         | -4        | 0        | 0        | 0        |
| 2008         | 10        | 2        | 1        | 3        | 7         | .286        | 4         | 8         | +2        | 0        | 0        | 0        |
| 2009         | 28        | 1        | 4        | 5        | 29        | .034        | 7         | 14        | -7        | 0        | 0        | 0        |
| <b>TOTAL</b> | <b>53</b> | <b>4</b> | <b>5</b> | <b>9</b> | <b>47</b> | <b>.085</b> | <b>15</b> | <b>30</b> | <b>-9</b> | <b>0</b> | <b>0</b> | <b>0</b> |



## Paul **DAINTON**

Junior • Goalkeeper

5-11 • 186 • Catch: L

Genelle, British Columbia • Fort McMurray (AJHL)

# 31

**2009-10 (Junior):** One of the top returning goaltenders in Hockey East ... Made 36 saves in win over #18 Union including six in the final 1:37 of play after the Dutchmen pulled their goalie ... Registered his eighth win of the season over Merrimack (12/12) making 33 saves ... Suffered his fifth loss of the season at Lowell (12/5) despite making 33 saves ... Suffered his fourth loss of the season against BC (12/4) making 29 saves ... Suffered his third loss of the season in relief to Dan Meyers despite making 28 saves against Quinnipiac (11/28) ... Recorded his seventh win of the season against Vermont (11/24) with a stellar performance of 27 saves ... Netted his sixth win of the season making 42 saves against UNH (11/13) ... Registered his fifth win of the season against Niagara (11/6) where he made 31 saves on 32 shots ... Made 26 saves in his first loss of the season against Providence (10/31) ... Posted his fourth win of the season against Providence (10/30) where he made 35 saves ... Registered his third win of the season against Maine (10/23) finishing the game with 26 saves ... Had his second win of the season and tied a career high 39 saves including 16 in the third period against BU (10/16) ... was named Hockey East defensive player of the week following his stellar performance against the Terriers ... registered his first win of the season against RPI (10/8) where he allowed only two goals on 30 shots.

**Before UMass:** Played 23 games for the Fort McMurray Oil Barons of the AJHL posting a 13-6-4 record in 2006-07 ... Registered 1,388 minutes between the pipes with a 2.42 GAA and a .916 save percentage ... Also played for the Port Hope Predators of the OPJHL where he was a two-time all-star ... With Port Hope, Dainton logged 3,336 minutes with an impressive 41-11-3 record, a 2.13 GAA and a .922 save percentage.

**Personal:** Paul M. Dainton ... Born Dec. 9, 1986 ... Son of Paul and Brenda Dainton ... Majoring in psychology.


### Career Statistics

| GOALIE       | GP        | GS        | Minutes        | GA         | GaAvg       | Saves       | SvPct       | W         | L         | T        | Sho      | PPG       | SHG      |
|--------------|-----------|-----------|----------------|------------|-------------|-------------|-------------|-----------|-----------|----------|----------|-----------|----------|
| 2007         | 33        | 33        | 1947:26        | 83         | 2.56        | 848         | .911        | 12        | 14        | 6        | 1        | 25        | 3        |
| 2008         | 29        | 25        | 1614:45        | 66         | 2.45        | 691         | .913        | 12        | 14        | 1        | 0        | 22        | 3        |
| 2009         | 26        | 25        | 1498:34        | 74         | 2.96        | 701         | .905        | 13        | 13        | 0        | 0        | 22        | 2        |
| <b>TOTAL</b> | <b>88</b> | <b>83</b> | <b>5060:45</b> | <b>223</b> | <b>2.64</b> | <b>2240</b> | <b>.909</b> | <b>37</b> | <b>41</b> | <b>7</b> | <b>1</b> | <b>69</b> | <b>8</b> |



# Danny HOBBS

Sophomore • Forward  
 6-0 • 191 • Shoots: L  
 Shawville, Quebec • Columbus Jr. Blue Jackets (USHL)



**2009-10 (Sophomore):** Strong power forward who sees time on UMass second power play unit ... Recorded an assist, had two shots on net, and finished with an even rating against Lowell (12/5) ... Scored his second goal of the season, had two shots on net, and finished with a plus-1 rating against Vermont (11/24) ... Finished with an even rating against Yale (11/19) ... Recorded his first multi point of his career with two assists, had three shots on net, and finished with a plus-1 rating against UNH (11/13) ... Scored his first goal of the season, added an assist, finished with a plus-1 rating, and registered four shots on net in a weekend sweep of Niagara (11/6, 11/8) where he skated on UMass' top offensive line ... Recorded three shots on net and finished with an even rating in a weekend split with Providence (10/30, 10/31) ... Skated on UMass' second line alongside Rocco Carzo and Will Ortiz and was perfect on face-offs with 3 wins against Maine (10/23)... Recorded an assist on Will Ortiz's game-winning goal, also recorded three shots on goal and finished with an even rating against BU (10/16) ... recorded one shot on goal against RPI (10/8) where he played with Rocco Carzo and Eddie Olczyk on UMass' third line

**Before UMass:** Played for the Columbus Jr. Blue Jackets during the 2006-2007 season, tallying 58 goals and 43 assists in 58 games ... Attended Stanstead College in Quebec, Canada where he graduated in 2006.

**Personal:** Daniel Jeffery Hobbs ... born June 21, 1989 in Ottawa, Ontario ... Son of Neil and Peggy Elliot ... Has two brothers, Matthew and Zach ... majoring in legal studies.

### Career Statistics

| OFFENSE | GP | G | A | Pts | Shots | Shot% | Pen | Min | +/- | PPG | SHG | GWG |
|---------|----|---|---|-----|-------|-------|-----|-----|-----|-----|-----|-----|
| 2008    | 24 | 1 | 1 | 2   | 34    | .029  | 10  | 20  | -2  | 0   | 0   | 0   |
| 2009    | 29 | 3 | 6 | 9   | 56    | .054  | 6   | 12  | -3  | 1   | 0   | 1   |
| TOTAL   | 53 | 4 | 7 | 11  | 90    | .044  | 16  | 32  | -5  | 1   | 0   | 1   |



# Matt IRWIN

Sophomore • Defenseman  
 6-1 • 205 • Shoots: L  
 Brentwood Bay, British Columbia  
 Nanaimo Clippers (BCHL)



**2009-10 (Sophomore):** Big, strong defenseman with a heavy shot who plays a key role on the first power play unit ... very good two-way offensive defenseman who can join the rush or control the offense from the blueline ... Recorded an assist and took two shots on net against Merrimack (12/12) ... Recorded an assist and fired two shots on net against Lowell (12/5) ... Recorded an assist, had four shots on net, and finished with a plus-2 rating against Quinnipiac (11/28) ... Had one shot on net and finished with a plus-2 rating against Vermont (11/24) ... Had four shots on net and finished with a plus-2 rating in a weekend sweep of Niagara (11/6, 11/8) ... Had one goal and recorded six shots on net against Providence (10/31) ... Recorded his third multi-point game of the season with two points on one goal and one assist and registered three shots on net against Providence (10/30) ... Registered his second multi-point game of the season with two assists, registered one shot on net, and finished with an even rating against Maine (10/23) ... Netted his third goal of the season, registered two shots on net, and finished with an even rating against BU (10/16) ... Tied his career high record with two goals, recorded an assist and two shots on net against RPI (10/8) ... plays with Mike Donnellan on the second defensive pairing.

**Before UMass:** Played three seasons with the Nanaimo Clippers of the British Columbia Hockey League (BCHL), tallying a total of 57 goals and 82 assists for 139 points in 218 games ... Registered 22 goals and 42 assists for 64 points while leading the Clippers to their fourth consecutive Chevrolet Cup during the 2007-2008 with the Clippers ... Named to the BCHL All-Star Game, and was honored as the Top Defenseman for the Coastal Conference for the second year in a row, the Top Defenseman for the Clippers, and the Top Community Minded Player ... In 2006-2007 Irwin appeared in 84 games, tallying 32 goals and 31 assists while registering 85 penalty minutes ... Named to the BCHL All-Star team and was awarded the Best Two-Way Player for Nanaimo ... In his first season with the Clippers, Irwin dressed for 61 games and totaled 3 goals and seven assists ... Named the Most Improved Player for the team.

**Personal:** Matthew Michael Irwin ... Born November 29, 1987 in Victoria, British Columbia ... Son of Mike and Cathy Irwin ... Has one sister, Nicole ... Majoring in legal studies.

### Career Statistics

| OFFENSE | GP | G  | A  | Pts | Shots | Shot% | Pen | Min | +/- | PPG | SHG | GWG |
|---------|----|----|----|-----|-------|-------|-----|-----|-----|-----|-----|-----|
| 2008    | 31 | 7  | 11 | 18  | 46    | .152  | 4   | 8   | -2  | 2   | 0   | 1   |
| 2009    | 32 | 6  | 14 | 20  | 69    | .087  | 7   | 14  | -9  | 5   | 0   | 1   |
| TOTAL   | 63 | 13 | 25 | 38  | 115   | .113  | 11  | 22  | -11 | 7   | 0   | 2   |



## Brian KEANE

Junior • Forward

5-11 • 182 • Shoots: L

Shortsville, N.Y. • Chicago Steel (USHL)

# 15

**2009-10 (Junior):** Skilled, speedy forward who plays a key role on the penalty kill ... Finished with an even rating against Vermont (11/24) ... Finished with an even rating against Yale (11/19) where he played on UMass top offensive line ... Recorded an assist, had four shots on net, and finished with a plus-1 rating in a weekend sweep of Niagara (11/6, 11/8) ... Recorded one shot on net against Providence (10/31) ... Scored the game-winning goal, recorded two shots on net, and finished with a plus-1 rating against Providence (10/30) ... Recorded two shots on net and finished with an even rating against Maine (10/23) ... Recorded one shot on net and finished with an even rating against BU (10/16) ... recorded one shot on goal against RPI (10/8) where he played alongside Brett Watson and Shawn Saunders on the UMass defensive line

**Before UMass:** Played in 80 games as a member of the Chicago Steel for the USHL collecting ten goals and 27 assists ... During the 2006-07 season was traded to the Indiana Ice where he wrapped up the season with five goals and two assists ... Helped the Ice to the USHL Final Four in 2007 ... Member of the Under 18 USA Select Team and participant for the USA Viking Cup tryouts ... USA Select 14, 15, 16, 17 Festival Participant ... Empire Junior B All-Star.

**Personal:** Brian Keane ... Born May 17, 1988 in Rochester, N.Y. ... Son of William and Jean Keane ... has two sisters, Kelsey and Erin ... Enrolled in the College of Arts & Sciences.

### Career Statistics

| OFFENSE | GP | G | A | Pts | Shots | Shot% | Pen | Min | +/- | PPG | SHG | GWG |
|---------|----|---|---|-----|-------|-------|-----|-----|-----|-----|-----|-----|
| 2007    | 26 | 2 | 4 | 6   | 20    | .100  | 4   | 16  | -7  | 0   | 0   | 1   |
| 2008    | 18 | 4 | 0 | 4   | 18    | .222  | 1   | 2   | 0   | 0   | 0   | 1   |
| 2009    | 25 | 2 | 2 | 4   | 24    | .083  | 5   | 21  | -7  | 0   | 0   | 1   |
| TOTAL   | 69 | 8 | 6 | 14  | 62    | .129  | 10  | 39  | -14 | 0   | 0   | 3   |



## Kevin KESSLER

R-Junior • Defenseman

6-3 • 215 • Shoots: R

Marshfield, Mass. • New Hampshire Jr. Monarchs (EJHL)

# 24

**2009-10 (R-Junior):** Big, strong stay-at-home defenseman who can punish opposing players with bone-crushing hits ... Finished with an even rating against Quinnipiac (11/28) ... Had two shots on net and finished with an even rating against UNH (11/13) ... Saw action in a weekend sweep of Niagara (11/6, 11/8) where he finished with an even rating.


**2008-09 (R-Sophomore):** Shared UMass Hockey's Minuteman Award for dedication, determination, character and sportsmanship with teammate Jordan Virtue ... Played in four games...Had one penalty for two minutes...Finished the season with a +1 rating.

**Before UMass:** Played one season for the New Hampshire Junior Monarchs, helping lead them to the 2005-06 EJHL Championship ... Tallied 21 points (6g, 15a) in 48 games ... Selected to the 2005-06 EJHL All-Star Team ... Also spent three seasons at Cushing Academy where he tallied 33 points on seven goals and 26 assists in 91 games ... earned the Betty Davis Award for each of his years at Cushing.

**Personal:** Kevin Thomas Kessler ... Born October 28, 1985 in Weymouth, Mass. ... Son of David and Kathy Kessler ... A legal studies/sport management major.

### Career Statistics

| OFFENSE | GP | G | A | Pts | Shots | Shot% | Pen | Min | +/- | PPG | SHG | GWG |
|---------|----|---|---|-----|-------|-------|-----|-----|-----|-----|-----|-----|
| 2007    | 10 | 1 | 1 | 2   | 3     | .333  | 3   | 17  | +1  | 0   | 0   | 0   |
| 2008    | 4  | 0 | 0 | 0   | 4     | .000  | 1   | 2   | +1  | 0   | 0   | 0   |
| 2009    | 17 | 0 | 0 | 0   | 5     | .000  | 4   | 8   | -4  | 0   | 0   | 0   |
| TOTAL   | 31 | 1 | 1 | 2   | 12    | .083  | 8   | 27  | -2  | 0   | 0   | 0   |



# DOUG KUBLIN

**Junior • Defenseman**  
**5-11 • 167 • Shoots: L**  
**Manlius, N.Y. • New York Applecore (EJHL)**

# 18

**2009-10 (Junior):** Very reliable stay-at-home defenseman who sees time on the penalty kill ... Finished with a plus-2 rating against Yale (11/19) ... Had three shots on net and finished with a plus-1 rating in a weekend sweep of Niagara (11/6, 11/8) ... Recorded three shots on net in a weekend split with Providence (10/30, 10/31) ... Skated on UMass third defensive pairing and finished with an even rating against Maine (10/23) ... Recorded his first assist of the season and finished with a plus-2 rating against BU (10/16) ... recorded one shot and finished with an even rating against RPI (10/8) ... plays with Michael Marcou on the third defensive pairing.

**Before UMass:** Senior year at St. Mary's helped team to post 32-3-2 record to become New York State Champions ... In 2007 was named an Eastern Junior Hockey League All Star ... Received the St. Mary's Brother Kenneth Award in 2007 for a positive work ethic ... During the 2005-06 season, played for the Eastern Junior Hockey League tallying three goals and 27 assists ... Participated in the USA National Development Camp in 2006 and 2005 ... While at St. Mary's, also played on varsity lacrosse team.

**Personal:** Douglas Howard Kublin ... Born May 15, 1989 in Syracuse N.Y. ... Son of Barry and Rhonda Kublin ... Has one sister, Beth ... Enrolled in the School of Management.

### Career Statistics

| OFFENSE      | GP        | G        | A        | Pts      | Shots     | Shot%       | Pen       | Min       | +/-       | PPG      | SHG      | GWG      |
|--------------|-----------|----------|----------|----------|-----------|-------------|-----------|-----------|-----------|----------|----------|----------|
| 2007         | 20        | 0        | 1        | 1        | 4         | .000        | 4         | 16        | 0         | 0        | 0        | 0        |
| 2008         | 29        | 1        | 1        | 2        | 9         | .111        | 7         | 14        | +3        | 0        | 0        | 0        |
| 2009         | 21        | 0        | 1        | 1        | 15        | .000        | 8         | 24        | +1        | 0        | 0        | 0        |
| <b>TOTAL</b> | <b>70</b> | <b>1</b> | <b>3</b> | <b>4</b> | <b>28</b> | <b>.036</b> | <b>19</b> | <b>54</b> | <b>+4</b> | <b>0</b> | <b>0</b> | <b>0</b> |



# Chase LANGERAAP

**Junior • Forward**  
**6-2 • 202 • Shoots: L**  
**Cayuga, Ontario • Oakville Blades (OPJHL)**

# 17

**2009-10 (Junior):** Big, strong power forward who is part of UMass first power play unit ... Recorded an assist and finished with a plus-2 rating against Merrimack (12/12) ... Had an assist against Boston College (12/4) where he was part of the starting line-up at center ... Had one shot on net and finished with an even rating against Vermont (11/24) ... Recorded an assist, had one shot on net, and finished with an even rating against Yale (11/19) ... Recorded his first point of the season on an assist, had one shot on net, and finished with a plus-1 rating in a weekend split against UNH (11/13, 11/14)... Won four out of seven face-offs and recorded four shots against RPI (10/8) where he played on the second line alongside Michael Lecomte and Will Ortiz.

**Before UMass:** Attended Cayuga Secondary School in Cayuga, Ontario ... Played in the OPJHL for two seasons tallying 60 goals and 51 assists in 98 games ... During the 2005-06 season played for the Milton Icehawks and was then traded to the Oakville Blades for the 2006-07 season.

**Personal:** Chase Michael Langeraap ... Born on March 11, 1987 in Hamilton, Ontario ... Son of Robert and Michele Langeraap ... Has two siblings, Travis and Mac ... Intends on majoring in business.

### Career Statistics

| OFFENSE      | GP        | G        | A         | Pts       | Shots     | Shot%       | Pen       | Min       | +/-       | PPG      | SHG      | GWG      |
|--------------|-----------|----------|-----------|-----------|-----------|-------------|-----------|-----------|-----------|----------|----------|----------|
| 2007         | 21        | 3        | 2         | 5         | 31        | .097        | 8         | 27        | -4        | 2        | 0        | 1        |
| 2008         | 35        | 5        | 12        | 17        | 41        | .122        | 16        | 35        | +2        | 3        | 0        | 1        |
| 2009         | 18        | 0        | 5         | 5         | 19        | .000        | 4         | 8         | -1        | 0        | 0        | 0        |
| <b>TOTAL</b> | <b>74</b> | <b>8</b> | <b>19</b> | <b>27</b> | <b>91</b> | <b>.088</b> | <b>28</b> | <b>70</b> | <b>-3</b> | <b>5</b> | <b>0</b> | <b>2</b> |



## Michael LECOMTE

Junior • Forward

5-10 • 178 • Shoots: L

St. Hyacinthe, Quebec • Champlain College (QJHL)

# 25

**2009-10 (Junior):** Excellent two-way center who sees time on both power play and penalty kill ... A gritty skater who makes all the important "little" plays that don't show up in the box score ... One of the top face-off men on the team ... Had an assist on Will Ortiz's game-tying goal against Union (12/29) that was set-up off Lecomte's face-off win ... Won 10 out of 16 face-offs, and finished with a plus-2 rating against Merrimack (12/12) ... Recorded an assist at Lowell (12/5) ... Registered his second multi-point night of the season with two points on one goal and one assist, had one shot on net, won 11 out of 19 face-offs, and finished with a plus-1 rating against Quinnipiac (11/28) ... Had two shots on net, and finished with an even rating against Vermont (11/24) ... Had two shots on net and won 11 out of 19 face-offs in an overtime win against Yale (11/19) ... Recorded a goal and an assist, had two shots on goal, won 21 out of 33 face-offs, and finished with an even rating in a weekend split against UNH (11/13, 11/14) ... Recorded an assist, had two shots on net, won seven out of 11 face-offs, and finished with an even rating against Niagara (11/8) ... Recorded his second multi-goals game of his career and first of the season against Niagara (11/6) where he scored two goals, had two shots on net, won 10 out of 16 face-offs, and finished with a plus-2 rating ... Won six out of eight face-offs against RPI (10/8)

**Before UMass:** Attended College Antoine-Girouard in Quebec ... Was named Student Athlete of the Year for the 2003-04 season ... Collected 94 points over two seasons tallying 37 goals and 57 assists .... Played in the QJHL from 2005-2007 for the College Champlain Cougar collecting 46 goals and 73 assists.

**Personal:** Michael Lecomte ... Born on October 29, 1987 in St. Hyacinthe, Quebec ... Son of Matine Dubeau and Francois Lecomte ... Father Francois played hockey for Plattsburgh University and in the AHL ... Majoring in management.

### Career Statistics

| OFFENSE      | GP        | G         | A         | Pts       | Shots      | Shot%       | Pen       | Min       | +/-       | PPG      | SHG      | GWG      |
|--------------|-----------|-----------|-----------|-----------|------------|-------------|-----------|-----------|-----------|----------|----------|----------|
| 2007         | 33        | 7         | 6         | 13        | 53         | .132        | 16        | 32        | +8        | 1        | 0        | 1        |
| 2008         | 36        | 6         | 4         | 10        | 59         | .102        | 14        | 28        | -3        | 3        | 0        | 1        |
| 2009         | 16        | 4         | 6         | 10        | 27         | .148        | 7         | 25        | 0         | 0        | 0        | 0        |
| <b>TOTAL</b> | <b>85</b> | <b>17</b> | <b>16</b> | <b>33</b> | <b>139</b> | <b>.122</b> | <b>37</b> | <b>85</b> | <b>+5</b> | <b>4</b> | <b>0</b> | <b>2</b> |



## James MARCOU

ASST. CAPTAIN

Junior • Forward

5-8 • 158 • Shoots: L

Kings Park, N.Y. • Waterloo Blackhawks (USHL)

# 19

**2009-10 (Junior):** One of the most creative forwards in the nation who plays a pivotal role on UMass first power play unit ... Extended his point streak to 10 games after recording two assists at Boston University (1/2) ... Had three assists in win over #18 Union (12/29) ... Recorded an assist on Casey Wellman's game-winning goal against Merrimack (12/12) ... Recorded an assist and finished with a plus-1 rating at Lowell (12/5) ... Scored a goal against BC (12/4) ... Registered his seventh multi-point night of the season with two points on two assists, had one shot on net, and finished with an even rating against Quinnipiac (11/28) ... Recorded a UMass Division I record with five assists in one game, had three shots on net, and finished with a plus-2 rating against Vermont (11/24) ... Scored the overtime goal, added an assist for his fifth multi point night of the season, had three shots, and finished with an even rating against Yale (11/19) ... Recorded an assist, had four shots on net, and finished with a plus-2 rating in a weekend split against UNH (11/13, 11/14) ... Registered his fourth multi-point game of the season with two points on one goal and one assist, finished with a plus-2 rating, and recorded three shots on net against Niagara (11/8) ... Recorded three shots on net against Niagara (11/6) ... Had one assist, and recorded a season-high six shots on net against Providence (10/31) ... Recorded his third multi-point game of the season with two points on one goal and one assist, had five shots on net, and finished with an even rating against Providence (10/30) ... Recorded his 15th multi-point game of his career and second of the season on one goal and three assists against Maine (10/13) where he also registered four shots on net and finished with a plus-1 rating ... Recorded four shots on goal and finished with an even rating against BU (10/16) ... tied his career high with four assists against RPI (10/8) where he played on the top line with Casey Wellman and T.J Syner.

**Before UMass:** Played two seasons with the Waterloo Black Hawks (2005-07) for the USHL ... Tallied 42 goals and 61 assists over the two season in Iowa for the Black Hawks ... Led team to Anderson Cup Championship (2007) and to final four for the Clark Cup ... Named the Front Office Player of the Year (2007) and to the USHL All-Star Team (2007) ... Ranked fourth in the league in scoring ... Member of the silver medalist USA U-17 National Team which competed in Germany (2004) and the USA U-18 Team which competed in Slovika (2005) ... Member of the USA NTDP Team which won gold in 2005 and the USA Viking Cup Team which took bronze in 2006.

**Personal:** James Marcou ... Born on February 19, 1988 in Huntington, N.Y. ... Son of Jim and Diane Marcou ... Has two siblings, Nicole and Michael ... His sister Nicole played lacrosse at Monmouth and his cousin Jason Grilli is a relief pitcher for the Detroit Tigers ... Intends to major in financial management.

### Career Statistics

| OFFENSE      | GP         | G         | A         | Pts        | Shots      | Shot%       | Pen       | Min       | +/-       | PPG       | SHG      | GWG      |
|--------------|------------|-----------|-----------|------------|------------|-------------|-----------|-----------|-----------|-----------|----------|----------|
| 2007         | 36         | 8         | 24        | 32         | 71         | .113        | 10        | 20        | -1        | 1         | 0        | 1        |
| 2008         | 39         | 15        | 32        | 47         | 105        | .143        | 17        | 34        | +2        | 6         | 0        | 1        |
| 2009         | 32         | 10        | 33        | 43         | 92         | .109        | 18        | 36        | -4        | 4         | 0        | 1        |
| <b>TOTAL</b> | <b>107</b> | <b>33</b> | <b>89</b> | <b>122</b> | <b>268</b> | <b>.123</b> | <b>45</b> | <b>90</b> | <b>-3</b> | <b>11</b> | <b>0</b> | <b>3</b> |



# Michael MARCOU

Sophomore • Defenseman

5-11 • 158 • Shoots: R

Kings Park, N.Y. • Waterloo Blackhawks (USHL)



**2009-10 (Sophomore):** Very good two-way defenseman who sees time on the power play and penalty kill ... Has dramatically increased his scoring production as a sophomore ... A very smart player positionally on defense ... Understands when to join a rush or pinch in offensively and when to stay home defensively... Scored a goal and had three shots on net at Lowell (12/5) ... Recorded an assist, had two shots on net, and finished with a plus-2 rating against Quinnipiac (11/28) ... Had one shot on net and finished with an even rating against Vermont (11/24) ... Registered his first multi-point of his career with two points on one goal and one assist, had one shot on net, and finished with a plus-1 rating in an overtime win against Yale (11/19) ... Scored his second goal of the season and finished with a season high plus-3 rating against Niagara (11/8) ... Finished with an even rating against Niagara (11/6) ... Registered eight shots on net in a weekend split with Providence (10/30, 10/31) ... Registered his first collegiate goal which turned out to be the game-winner, recorded four shots on net, and finished with a plus-1 rating against Maine (10/23) ... Finished with a plus-2 rating against BU (10/16) ... finished with a plus-1 rating against RPI (10/8) ... plays with Doug Kublin on the third defensive pairing.

**Before UMass:** Played two seasons for the Waterloo Blackhawks of the United States Hockey League ... recorded one goal and four assists during the 2006-2007 season, helping the Blackhawks win the Anderson Cup and reach the Clark Cup finals ... registered two goals and nine assists during the 2007-2008 season in helping Waterloo reach the Clark Cup finals.

**Personal:** Michael Anthony Marcou ... born August 19, 1989 ... son of James and Diane Marcou ... has two siblings, Nicole and James ... brother James also plays for UMass Hockey.

### Career Statistics

| OFFENSE | GP | G | A | Pts | Shots | Shot% | Pen | Min | +/- | PPG | SHG | GWG |
|---------|----|---|---|-----|-------|-------|-----|-----|-----|-----|-----|-----|
| 2008    | 20 | 0 | 1 | 1   | 10    | .000  | 2   | 4   | -8  | 0   | 0   | 0   |
| 2009    | 32 | 7 | 3 | 10  | 45    | .156  | 14  | 39  | -9  | 1   | 0   | 2   |
| TOTAL   | 52 | 7 | 4 | 11  | 55    | .127  | 16  | 43  | -17 | 1   | 0   | 2   |



# Dan MEYERS

Senior • Goaltender

6-2 • 203 • Catches: L

Voorhees, N.J. • Green Mountain Glades (EJHL)



**2009-10 (Senior):** Big, athletic goaltender who will compete for action time with Paul Dainton ... Started the game at Quinnipiac (11/28) making 12 saves ... Recorded his second win of the season against #9 Yale (11/19) making 28 saves ... Registered his first win in his season debut against Niagara (11/8) where he made 25 saves.


**2008-09 (Junior):** Saw action in 14 games finishing the season with a record of 4-6-2, a 2.65 goals against average and a .911 save percentage...Hockey East Goaltender of the Month Runner-Up (October)...Was named the Hockey East Defensive Player of the Week twice (10/13, 10/27)...Three-time 3-Star of the Game selection...Made 338 total saves...Recorded 40 saves against North Dakota (10/11) and a career-high 41 saves at New Hampshire (1/10)...Had his first career shutout on the season in a 6-0 win at Rensselaer (10/21).

**Before UMass:** Played two seasons for the Green Mountain Glades of the EJHL under coach Brad Holt ... Made the 2005-06 EJHL All-Star Team ... Went 13-8 in goal with a 2.67 GAA and a .927 save percentage ... Competed for the Eastern Regional High School team in New Jersey, holding all-time records for save percentage, GAA, and wins.

**Personal:** Daniel Jeffrey Meyers ... Born August 30, 1985 in Manhasset, N.Y. ... Son of Thomas and Barbara Meyers ... A psychology major.

### Career Statistics

| GOALIE | GP | GS | Minutes | GA | GaAvg | Saves | SvPct | W  | L  | T | Sho | PPG | SHG |
|--------|----|----|---------|----|-------|-------|-------|----|----|---|-----|-----|-----|
| 2006   | 5  | 3  | 161:46  | 8  | 2.97  | 63    | .887  | 2  | 1  | 0 | 0   | 1   | 1   |
| 2007   | 5  | 3  | 233:48  | 10 | 2.57  | 107   | .915  | 2  | 2  | 0 | 0   | 1   | 1   |
| 2008   | 14 | 14 | 748:05  | 33 | 2.65  | 338   | .911  | 4  | 6  | 2 | 1   | 8   | 3   |
| 2009   | 8  | 7  | 422:02  | 24 | 3.41  | 164   | .872  | 3  | 3  | 0 | 0   | 6   | 1   |
| TOTAL  | 32 | 27 | 1565:41 | 75 | 2.87  | 672   | .900  | 11 | 12 | 2 | 1   | 16  | 6   |



## Martin NOLET

ASST. CAPTAIN

Senior • Defenseman

6-3 • 199 • Shoots: L

Quebec City, Quebec • Champlain College (QJAH)

NHL Rights: Los Angeles Kings



**2009-10 (Senior):** One of the league's top defenseman who adds a physical presence yet is still able to jump into the offensive rush ... key member of both power play and penalty kill unit ... one of 20 finalists for the Lowe Senior Class award ... Interned with the media relations office during the fall semester ... a nearly 4.0 GPA student who has been a psychology teaching assistant, actively performs cognitive function research, and will be interning with an orthopedist in the spring with hopes of attending medical school ... paired with Justin Braun on UMass top defensive pairing ... Had one shot on net and finished with an even rating against Vermont (11/24) ... Had two shots on net and finished with an even rating in an overtime win against Yale (11/19) ... Scored a goal, had two shots on net, and finished with a plus-1 rating against UNH (11/14) ... Recorded two shots on net and finished with an even rating in a road win against Niagara (11/8) ... Recorded his first multi-point game of the season with two points on two assists and finished with a plus-2 rating against Niagara (11/6) ... Recorded one shot on net against Providence (10/31) ... Scored a goal to tied the game, had three shots on net and finished with a plus-2 rating in a win against Providence (10/30) ... Recorded his first goal of the season and finished with an even rating against Maine (10/23) ... Recorded his first point of the season with an assist on Matt Irwin's goal and finished with a plus-1 rating against BU (10/16) ... finished with an even rating against RPI (10/8).

**Before UMass:** Attended Champlain College in Lennoxville, Quebec where he played for coach Judes Vallee ... He recorded 12 points in 19 games with the Cougars (five goals, seven assists) ... Became the second Minuteman drafted by the Los Angeles Kings (Jon Quick) when he was selected in fifth round (No. 144 overall) of the 2006 NHL Entry Draft ... Recipient of the 2005-06 Guy Lafleur Award (Junior AAA), presented by the Montreal Canadiens, for his excellence in the game of hockey as well as in academic pursuits.

**Personal:** Martin Nolet ... Born October 2, 1986 in Quebec City, Quebec ... Son of Mario Nolet and Kathleen Hayes ... A pre-med/psychology major.

### Career Statistics

| OFFENSE | GP  | G | A  | Pts | Shots | Shot% | Pen | Min | +/- | PPG | SHG | GWG |
|---------|-----|---|----|-----|-------|-------|-----|-----|-----|-----|-----|-----|
| 2006    | 32  | 1 | 3  | 4   | 14    | .071  | 12  | 35  | +6  | 0   | 0   | 1   |
| 2007    | 31  | 2 | 4  | 6   | 23    | .087  | 17  | 53  | -6  | 1   | 0   | 0   |
| 2008    | 38  | 2 | 7  | 9   | 39    | .051  | 26  | 84  | -1  | 0   | 0   | 0   |
| 2009    | 32  | 4 | 3  | 7   | 35    | .114  | 15  | 49  | -7  | 2   | 0   | 0   |
| TOTAL   | 133 | 9 | 17 | 26  | 111   | .081  | 70  | 221 | -8  | 3   | 0   | 1   |



## Will ORTIZ

Senior • Forward

5-9 • 164 • Shoots: R

Framingham, Mass. • Salisbury School



**2009-10 (Senior):** Strong, dynamic winger who is part of UMass second line with Michael Lecomte and Chase Langerap ... Having perhaps his best season to date offensively ... A torrid skater who seems to buzz all over the rink looking to cause turnovers defensively and generate quality offensive chances ... An aggressive skater whose impact cannot be accurately measured in the box score ... Scored the game-tying goal against #18 Union (12/29) ... Registered his first multi-goal game of the season with two tallies and finished with a plus-2 rating against Merrimack (12/12) ... Scored a goal at Lowell (12/5) ... Registered his fifth multi-point night of the season with two points on one goal and one assist, had five shots on net, and finished with a plus-1 rating against Quinnipiac (11/28) ... Recorded his fourth multi-point game of the season with two points on two assists, had two shots on net, and finished with an even rating against Vermont (11/24) ... Recorded a goal and an assist and had 10 shots on net in a weekend split against UNH (11/13, 11/14) ... Recorded his third multi-point game of the season with two points on one goal and one assist, had four shots on net, and finished with a plus-1 rating against Niagara (11/8) ... Recorded his second multi-point game of the season with two points on two assists, had three shots on net, and finished with a plus-2 rating against Niagara (11/6) ... Had an assist, recorded five shots on net, and finished with an even rating in a weekend split with Providence (10/30, 10/31) ... Recorded three shots on net against Maine (10/23) ... Recorded his first multi-point night of the season with two points on one goal and one assist against BU (10/16) ... his goal turned out to be the game-winner ... also recorded a night high five shots on net and finished with a plus-3 rating against the Terriers ... recorded two shots on net and finished with an even rating against RPI (10/8).

**Before UMass:** Played two years at Salisbury Prep school, collecting 38 goals and 43 assists ... Was named to the All-Tournament team during the 2005-06 playoffs ... Helped lead Salisbury to New England Championships during 2005-06 season.

**Personal:** William Ortiz III ... Born May 19, 1986 ... Son of William and Jeanette Ortiz ... A finance and operations management major.

### Career Statistics

| OFFENSE | GP  | G  | A  | Pts | Shots | Shot% | Pen | Min | +/- | PPG | SHG | GWG |
|---------|-----|----|----|-----|-------|-------|-----|-----|-----|-----|-----|-----|
| 2006    | 38  | 7  | 14 | 21  | 68    | .103  | 18  | 36  | -3  | 1   | 0   | 1   |
| 2007    | 32  | 7  | 8  | 15  | 72    | .097  | 15  | 30  | -4  | 1   | 0   | 2   |
| 2008    | 25  | 6  | 4  | 10  | 41    | .146  | 8   | 16  | +4  | 0   | 0   | 3   |
| 2009    | 32  | 13 | 13 | 26  | 116   | .112  | 15  | 33  | -8  | 5   | 1   | 2   |
| TOTAL   | 127 | 33 | 39 | 72  | 297   | .111  | 56  | 115 | -11 | 7   | 1   | 8   |



# Shawn SAUNDERS

**Junior • Forward**  
**5-9 • 171 • Shoots: L**  
**Ipswich, Mass. • Oswego Admirals (OPJHL)**



**2009-10 (Junior):** Strong, speedy forward who plays on UMass checking line with Brett Watson and Brian Keane ... Physically, one of the strongest players on the team ... Registered his second assist of the season against Bentley (12/30) ... Had three shots on net and finished with an even rating against Niagara (11/8) ... Recorded his first point of the season when he assisted on Mike Lecomte's goal, had one shot on net, and finished with a plus-1 rating against Niagara (11/6) ... Recorded one shot on net in a weekend split with Providence (10/30, 10/31) ... Recorded two shots on net and finished with a plus-1 rating against Maine (10/23) ... Recorded two shots on net and finished with an even rating against BU (10/16) ... finished with an even rating against RPI (10/8).

**Before UMass:** Played for the Oswego Admirals of the OPJHL from 2005-2007 ... tallied 18 goals and 41 assists in 98 games ... named the Admirals Most Improved Player in 2005-06.

**Personal:** Shawn Michael Saunders ... Born March 25, 1987 in Kalamazoo, Mich. ... Son of Bernie and Karen Saunders ... has two brothers, Jon and Andy ... Father Bernie played in NHL for Quebec Nordiques ... Uncle John Saunders is reporter on ESPN ... Majoring in business.

### Career Statistics

| OFFENSE | GP | G | A | Pts | Shots | Shot% | Pen | Min | +/- | PPG | SHG | GWG |
|---------|----|---|---|-----|-------|-------|-----|-----|-----|-----|-----|-----|
| 2007    | 10 | 1 | 0 | 1   | 6     | .167  | 0   | 0   | 0   | 0   | 0   | 1   |
| 2008    | 16 | 1 | 2 | 3   | 18    | .056  | 0   | 0   | -3  | 0   | 0   | 0   |
| 2009    | 25 | 0 | 2 | 2   | 27    | .000  | 3   | 6   | +1  | 0   | 0   | 0   |
| TOTAL   | 51 | 2 | 4 | 6   | 51    | .039  | 3   | 6   | -2  | 0   | 0   | 1   |



# T.J. SYNER

**Sophomore • Forward**  
**5-9 • 173 • Shoots: L**  
**Springfield, Mass. • Indiana Ice (USHL)**



**2009-10 (Sophomore):** Speedy, tough forward who also sees time on the penalty kill and power play ... Referred to by Coach Cahoon as an "Olympic-caliber skater with speed to match" ... A relentless forechecker who looks to cause turnovers ... Posted a goal in win over #18 Union (12/29) ... Scored a shorthanded goal and finished with an even rating against Merrimack (12/12) ... Recorded an assist at Lowell (12/5) ... Registered his first multi-point game of the season with two points on two assists, had one shot, and finished with an even rating against Quinnipiac (11/28) ... Recorded an assist and had two shots on net against Vermont (11/24) ... Scored a goal to tie the game, had 4 shots on net, and finished with a plus-1 rating in an overtime win against Yale (11/19) ... Had one assist and finished with an even rating in a weekend split with Providence (10/30, 10/31) ... Recorded his first goal of the season and finished with an even rating against Maine (10/23) ... had an assist against RPI (10/8) where he was on UMass' top line with Casey Wellman and James Marcou which accounted for eight of UMass' 15 points..

**Before UMass:** Played for the Indiana Ice (USHL) and registered 21 goals and 14 assists for 35 points ... Skated for the New England Junior Bruins (EJHL) and totaled 29 goals and 21 assists for 50 points during his senior season ... Named an EJHL All-Star during his junior and senior seasons ... Played varsity lacrosse for two years for Cathedral High School ... Was also a member of the National Honor Society and was named a Mass Mutual Academic Achiever.

**Personal:** Timothy Jeffrey Syner ... Born on October 13, 1988 in Springfield, Mass ... Son of Richard and Cathy Syner ... Has two siblings, Chris and Karisa ... Intends to major in Business.

### Career Statistics

| OFFENSE | GP | G  | A  | Pts | Shots | Shot% | Pen | Min | +/- | PPG | SHG | GWG |
|---------|----|----|----|-----|-------|-------|-----|-----|-----|-----|-----|-----|
| 2008    | 32 | 7  | 6  | 13  | 53    | .132  | 5   | 10  | +5  | 1   | 0   | 1   |
| 2009    | 28 | 6  | 10 | 16  | 71    | .085  | 6   | 12  | -11 | 2   | 1   | 0   |
| TOTAL   | 60 | 13 | 16 | 29  | 124   | .105  | 11  | 22  | -6  | 3   | 1   | 1   |



# Brett WATSON

**CAPTAIN**

**Senior • Forward**

**5-11 • 169 • Shoots: L**

**Media, Pa. • Tri-City Storm (USHL)**

# 26

**2009-10 (Senior):** Nominee for the Hockey Humanitarian Award and the Lowes Senior CLASS Award ... One of the best defensive forward in the nation who anchors UMass first penalty kill unit ... The top face-off man on the team ... Is not afraid to use his body to block shots ... A very smart player positionally on defense who will use his body to slow opposing offenses ... great leader on and off the ice who has captained the team for the last two years ... Took three shots on net, won 10 out of 17 face-offs, and finished with a plus-1 rating against Merrimack (12/12) ... Won six out of eleven face-offs and finished with an even rating at Lowell (12/5) ... Won 12 out of 24 face-offs and finished with an even rating against Quinnipiac (11/28) ... Recorded an assist, had one shot on net, won nine out of 16 face-offs, and finished with a plus-1 rating against Vermont (11/24) ... Recorded an assist and finished with a plus-1 rating in an overtime win against Yale (11/19) ... Won 17 out of 32 face-offs and had one shot on net in a weekend split against UNH (11/13, 11/14) ... Won 21 out of 31 face-offs, had five shots on net, and finished with a plus-2 rating in a weekend sweep of Niagara (11/6, 11/8) ... Had one assist, recorded two shots on net, and finished with an even rating in a weekend split with Providence (10/30, 10/31) ... Won 17 out of 23 face-offs, recorded one shot on net, and finished with a plus-1 rating against Maine (10/23) ... finished with an even rating, recorded one shot on net, and won 13 out of 22 face-offs including one with six seconds remaining in the game to assure the win against BU (10/16) ... won eight out of 15 face-offs and recorded three shots on goal against RPI (10/8) ... is one of 20 finalists for the Lowe Senior Class award.

**Before UMass:** Played two seasons with the Tri-City Storm of the USHL, compiling 44 points (12 goals, 32 assists) ... Spent the previous two seasons with the Billings Bulls compiling 50 points (16 goals, 34 assists).

**Personal:** Brett Connor Watson ... Born April 25, 1985 in Newtown Square, Pa. ... Son of Jim and Susan Watson ... Brother, Chase, played hockey at Providence ... Father, Jim, and Uncle Joe played 10 years in NHL for Philadelphia Flyers as part of the franchise's only two Stanley Cup Championship teams ... A finance and operations management major.

### Career Statistics

| OFFENSE      | GP         | G        | A         | Pts       | Shots      | Shot%       | Pen       | Min       | +/-       | PPG      | SHG      | GWG      |
|--------------|------------|----------|-----------|-----------|------------|-------------|-----------|-----------|-----------|----------|----------|----------|
| 2006         | 39         | 1        | 4         | 5         | 35         | .029        | 12        | 24        | +3        | 0        | 0        | 0        |
| 2007         | 31         | 1        | 3         | 4         | 35         | .029        | 2         | 4         | -4        | 0        | 0        | 0        |
| 2008         | 36         | 0        | 5         | 5         | 40         | .000        | 3         | 6         | +1        | 0        | 0        | 0        |
| 2009         | 32         | 1        | 4         | 5         | 48         | .021        | 3         | 6         | +2        | 0        | 0        | 0        |
| <b>TOTAL</b> | <b>138</b> | <b>3</b> | <b>16</b> | <b>19</b> | <b>158</b> | <b>.019</b> | <b>20</b> | <b>40</b> | <b>+2</b> | <b>0</b> | <b>0</b> | <b>0</b> |



# Casey WELLMAN

**Sophomore • Forward**

**6-0 • 174 • Shoots: R**

**Brentwood, Calif. • Cedar Rapids (USHL)**

# 7

**2009-10 (Sophomore):** Strong, creative forward who is part of UMass first power play unit ... One of the top goal scorers at even strength and on the power play in the Nation and Hockey East ... A natural scorer who is complimented perfectly by a playmaker like James Marcou ... Has become a better defensive player as he also sees time on the penalty kill ... Posted a pair of goals in win over #18 Union and added an assist - it was his fourth game-winning goal of the season ... Scored the game-winning goal and won nine out of 13 face-offs against Merrimack (12/12) ... Scored a goal and finished with a plus-1 rating at Lowell (12/5) ... Registered his second multi-goals game of his career with two goals, had a season-high eight shots on net for the third time this season, and won 11 out of 19 face-offs against Quinnipiac (11/28) ... Recorded his first career hat-trick, added an assist for his sixth multi-point game of the season, had eight shots on net, won 13 out of 20 face-offs, and finished with a plus-2 rating against Vermont (11/24) ... Registered his fifth multi-point night of the season with two points on one goal and one assist, had a season-high eight shots on net, won 12 out of 24 face-offs, and finished with an even rating against Yale (11/19) ... Scored a goal with 11 seconds left in regulation to force an overtime, finished with an even rating, won 19 out of 36 face-offs, and had five shots on net in a weekend split against UNH (11/13, 11/14) ... Registered his fourth multi-point game of the season with three points on one goal and two assists, recorded six shots on net, won 13 out of 26 face-offs, and finished with a plus-2 rating against Niagara (11/8) ... Registered four shots on net and won 11 out of 16 face-offs against Niagara (11/6) ... Had one assist and recorded one shot on goal against Providence (10/31) ... Recorded his third multi-point game of the season with two points on one goal and one assist, recorded a season-high six shots on net, and finished with a plus-1 rating against Providence (10/30) ... Recorded his second multi-point game of the season with one goal and one assist, registered three shots on net, and won 10 out of 19 face-offs against Maine (10/23) ... Recorded three shots on net, won 10 out of 19 face-offs including two with less than a minute to go in the third period, and finished with an even rating against BU (10/16) ... recorded three points on one goal and two assists against RPI (10/8) where he played on the top line with James Marcou and T.J Syner.

**Before UMass:** Played two seasons with Cedar Rapids (USHL), totaling 30 goals and 39 assists for 69 points in 118 games. During the 2007-08 season, Wellman dressed for 59 games and tallied 22 goals and 23 assists for 55 points ... His point total ranked him 26th overall in the USHL last season ... Added five power play goals and five game winning goals ... Played for the Cranbrook Kingswood during high school and helped the Cranes win two Division III State Championships during his sophomore seasons ... The Cranes went 21-5-0 during Wellman's sophomore campaign and 25-4-1 during his senior season.

**Personal:** Casey Jay Wellman ... Born October 18, 1987 in Castro Valley, California ... Son of Brad and Jodi Wellman ... Has one brother, Logan ... Father played Major League Baseball from 1982-1989 for the Giants, Royals and Dodgers ... Intends to major in Business.

### Career Statistics

| OFFENSE      | GP        | G         | A         | Pts       | Shots      | Shot%       | Pen       | Min       | +/-       | PPG       | SHG      | GWG      |
|--------------|-----------|-----------|-----------|-----------|------------|-------------|-----------|-----------|-----------|-----------|----------|----------|
| 2008         | 39        | 11        | 22        | 33        | 117        | .094        | 12        | 32        | +10       | 6         | 0        | 2        |
| 2009         | 32        | 19        | 17        | 36        | 126        | .151        | 14        | 36        | -8        | 9         | 0        | 5        |
| <b>TOTAL</b> | <b>71</b> | <b>30</b> | <b>39</b> | <b>69</b> | <b>243</b> | <b>.123</b> | <b>26</b> | <b>68</b> | <b>+2</b> | <b>15</b> | <b>0</b> | <b>7</b> |



## Ryan **LEARY**

**R-Sophomore • Forward**

**5-11 • 205 • Shoots: L**

**Marblehead, Mass. • Bowdoin College (NESCAC)**


23

**2008-09 (Sophomore):** Named to the Hockey East All-Academic Team...sat out the season after transferring from Bowdoin.

**2007-08 At Bowdoin (Freshman):** Played one season under Head Coach Terry Meagher, helping the Polar Bears to a 17-7 record and an appearance in the NESCAC Quarterfinals ... holds the Bowdoin record for most goals in a game (6), fastest hat-trick (3:21), and most goals in a season by a first year player (22) ... named the NESCAC Offensive Player of the Week three times during the 2007-2008 season ... named MVP of the Salem St. Holiday Tournament ... named the NESCAC Rookie of the Year ... named to the USCHO All-Rookie East Team.

**Before College:** Attended St. John's Prep and played for the Eagles under Head Coach Bob Miranelli for three years, before playing Junior Hockey during his senior season.

**Personal:** Ryan Andrew Leary ... born July 3, 1987 in Lynn, Mass. ... son of John and Andrea Leary ... has one sister, Katie ... majoring in Political Science and Legal Studies.



## Kevin **MOORE**

**Sophomore • Goalie**

**6-1 • 180 • Catches: R**


**Belle Mead, N.J. • Phoenix Polar Bears (WSHL)**

30

**2008-09 (Freshman):** Joined the team as a backup goaltender in January of 2009, but did not see any playing time.

**Before UMass:** Started the 2008-09 season playing for the Phoenix Polar Bears (WSHL), playing in 22 games ... Went 16-4-0 with a 1.98 GAA and .941 save percentage before joining the Minutemen in January of 2009.

**Personal:** Kevin James Moore ... Born July 13, 1988 in New York, N.Y. ... Son of James and Linda Moore ... Has two siblings, Craig and Derek ... Majoring in Journalism.



## Rocco CARZO

Freshman • Forward

6-1 • 197 • Shoots: L

Media, Pa. • Des Moines (USHL)

# 12

2009-10 (Freshman): Strong, skilled center who sees time on UMass second power play unit ... Had two shots on net, won four out of eight face-offs, and finished with an even rating against Merrimack (12/12) ... Finished with a plus-1 rating against Lowell (12/5) ... Had one shot on net, two out of four face-offs, and finished with an even rating against Quinnipiac (11/28) ... Scored a power play goal, won three out of six face-offs, and had one shot on net against Vermont (11/24) ... Recorded an assist on the game-tying goal, had two shots on net, and finished with a plus-1 rating against Yale (11/19) ... Set a career high with three points on one goal and two assists against BU (10/16) and finished with a plus-3 rating...scored his first collegiate goal against RPI (10/8).

**Before UMass:** During the 2008-09 season, played 45 games for the Des Moines Buccaneers of the United States Hockey League (USHL), recording 20 goals and 13 assists for 33 points ... Participated in the Philadelphia Flyers Rookie Camp during the summer of 2009.

**Personal:** Rocco Carzo ... Born July 11, 1990 to Rocco and Kathleen Carzo ... Has three siblings, Bryanna, Daria and Mikaela ... Currently a Pre-med major.

### Career Statistics

| OFFENSE | GP | G | A | Pts | Shots | Shot% | Pen | Min | +/- | PPG | SHG | GWG |
|---------|----|---|---|-----|-------|-------|-----|-----|-----|-----|-----|-----|
| 2009    | 28 | 6 | 6 | 12  | 44    | .136  | 8   | 16  | -8  | 1   | 0   | 2   |
| TOTAL   | 28 | 6 | 6 | 12  | 44    | .136  | 8   | 16  | -8  | 1   | 0   | 2   |



## Kevin CZEPIEL

Freshman • Forward

5-9 • 170 • Shoots: R

Holyoke, Mass. • New Jersey (EJHL)

# 3


2009-10 (Freshman): Speedy and gritty forward who will provide depth on the UMass line-up ... Scored his first career goal against Berntley (12/30/09) ... Had one shot on net and won 12 out of 16 face-offs in a weekend split against UNH (11/13,11/14) ... Had four shots on net, finished with an even rating, and won 10 out of 19 face-offs in a weekend sweep of Niagara (11/6, 11/8) ... Recorded four shots on net in a weekend split with Providence (10/30, 10/31) ... Played in his first collegiate game against Maine (10/23) where he won five out of seven face-offs, registered one shot on goal, and finished with an even rating.

**Before UMass:** Played for the New Jersey Hitmen (EJHL) during the 2008-09 season, recording 20 goals and a league leading 62 assists while helping the Hitmen to the league championship in 2009 ... Played in the EJHL All-Star game in 2009 ... Played four seasons at Northfield Mount Hermon High School under Coach Josh Brandywine before graduating in 2007 ... Was named team captain of Northfield prior to his senior season.

**Personal:** Kevin Michael Czepiel ... Born March 15, 1988 in Holyoke, Mass. to Stephen and Mary Czepiel ... Has one sister, Kristina ... Intends to major in Business.

### Career Statistics

| OFFENSE | GP | G | A | Pts | Shots | Shot% | Pen | Min | +/- | PPG | SHG | GWG |
|---------|----|---|---|-----|-------|-------|-----|-----|-----|-----|-----|-----|
| 2009    | 23 | 1 | 0 | 1   | 22    | .045  | 6   | 12  | -2  | 0   | 0   | 0   |
| TOTAL   | 23 | 1 | 0 | 1   | 22    | .045  | 6   | 12  | -2  | 0   | 0   | 0   |



## Mike DONNELLAN

Freshman • Defenseman

6-3 • 189 • Shoots: R

Saxtons River, Vt. • Green Mountain (EJHL)

# 4

**2009-10 (Freshman):** Skilled defenseman who adds size on UMass blue line ... one of two freshmen defensemen who will see action time this season along with Darren Rowe ... Recorded three shots on net in a weekend split with Providence (10/30, 10/31) ... Recorded one shot on net against Maine (10/23) ... Played on UMass' second defense pairing alongside Matt Irwin against BU (10/16) ... Played on UMass' second defense pairing alongside Matt Irwin against BU (10/16).

**Before UMass:** During the 2008-09 season, played 42 games for the Green Mountain Glades of the EJHL, recording five goals and 21 assists ... Was named an EJHL All-Star and the Green Mountain Defensive Player of the Year in 2008-09 ... Played four seasons at Vermont Academy under Coach John Forbes before graduating in 2007 ... Also played varsity soccer and lacrosse at Vermont Academy.

**Personal:** Mike S. Donnellan ... Born March 3, 1989 in Baltimore, MD to Ed and Cathy Donnellan ... Has two siblings, Maya and Pat ... Currently

### Career Statistics

| OFFENSE | GP | G | A | Pts | Shots | Shot% | Pen | Min | +/- | PPG | SHG | GWG |
|---------|----|---|---|-----|-------|-------|-----|-----|-----|-----|-----|-----|
| 2009    | 8  | 0 | 0 | 0   | 6     | .000  | 2   | 4   | -4  | 0   | 0   | 0   |
| TOTAL   | 8  | 0 | 0 | 0   | 6     | .000  | 2   | 4   | -4  | 0   | 0   | 0   |



## Djan LEFEBVRE

Freshman • Defenseman

6-2 • 194 • Shoots: R

Sherbrooke, Que. • Champlain College (QJHL)

# 6

**Before UMass:** Played one season for the Champlain College of the QJHL, helping the Cougars to a first place finish in league play prior to the league championship ... Also played one season for the Cleveland Barons, winning a MWEHL Championship.

**Personal:** Djan-Alexandre Sylvain Lefebvre ... Born October 22, 1990 to Sylvain and Marie-Claire Lefebvre ... Has three siblings, Jade-Isis, Jordan, and Alexanne ... Intends to major in Business.



## Eddie OLCZYK

Freshman • Forward

5-11 • 185 • Shoots: R

Long Grove, Ill. • Waterloo (USHL)

# 16

**2009-10 (Freshman):** Strong, speedy forward who sees time on the penalty kill ... Had one shot on net and finished with an even rating in a road win against Niagara (11/8) ... Was on the starting line-up along with Brett Watson and Brian Keane and finished with an even rating against Maine (10/23) ... Saw action against BU (10/16) ... played on the third line with Rocco Carzo ... Danny Hobbs against RPI (10/8).

**Before UMass:** Played in 81 games for the Waterloo Blackhawks (USHL) during the 2007-08/2008-09 seasons, recording 9 goals and 20 assists ... Also played for the Sioux City Musketeers (USHL) where he suited up in 71 games scoring 15 points (11g, 4a) through 2006-07/2007-08 ... Played two seasons for Chartiers Valley High School.

**Personal:** Edward Thomas Olczyk ... Born June 17, 1989 in Toronto, Ontario to Eddie and Diana Olczyk ... Father Eddie played 16 seasons in the National Hockey League ... Has three siblings, Tommy, Alexandra and Nick ... Currently majoring in English and Communications.

### Career Statistics

| OFFENSE | GP | G | A | Pts | Shots | Shot% | Pen | Min | +/- | PPG | SHG | GWG |
|---------|----|---|---|-----|-------|-------|-----|-----|-----|-----|-----|-----|
| 2009    | 20 | 1 | 0 | 1   | 18    | .056  | 1   | 2   | -1  | 0   | 0   | 0   |
| TOTAL   | 20 | 1 | 0 | 1   | 18    | .056  | 1   | 2   | -1  | 0   | 0   | 0   |



## Anthony **RAIOLA**

Freshman • Defenseman  
 6-0 • 202 • Shoots: L  
 Victoria, Minn. • North Iowa (NAHL)

5

**Before UMass:** During the 2008-09 season, played 55 games for the North Iowa Outlaws (USHL), recording five goals and 11 assists ... Played four seasons for Minnetonka High School under Coach Brian Vrick, tallying five goals and 12 assists during his senior campaign.

**Personal:** Anthony Dominic Raiola ... Born January 4, 1990 to Lou and Kathy Raiola ... Has two siblings, Rachel and Talia ... Intends to major in Business.



## Darren **ROWE**

Freshman • Defenseman  
 5-10 • 180 • Shoots: R  
 Simi Valley, Calif. • Cedar Rapids (USHL)

28

**2009-10:** A very gifted offensive minded defenseman who will see time on the powerplay ... Recorded his first collegiate point on an assist, was a member of the starting line-up, and finished with a plus-1 rating against Merrimack (12/12) ... Finished with an even rating against Lowell (12/5) ... Finished with a plus-1 rating against Yale (11/19) ... Had two shots on net and finished with an even rating against UNH (11/14) ... Recorded two shots on net and finished with an even rating in a weekend sweep of Niagara (11/6, 11/8) where he played in his first two games dressed as a forward. Saw time on the power play and finished with an even rating against BU (10/16).

**Before UMass:** Played 52 games for the Cedar Rapids RoughRiders (USHL) during the 2008-09 season, recording seven goals and 16 assists for 23 points ... Helped Team USA win the Gold Medal at the World Junior A Challenge Tournament.

### Career Statistics

| OFFENSE | GP | G | A | Pts | Shots | Shot% | Pen | Min | +/- | PPG | SHG | GWG |
|---------|----|---|---|-----|-------|-------|-----|-----|-----|-----|-----|-----|
| 2009    | 22 | 0 | 3 | 3   | 17    | .000  | 3   | 6   | +3  | 0   | 0   | 0   |
| TOTAL   | 22 | 0 | 3 | 3   | 17    | .000  | 3   | 6   | +3  | 0   | 0   | 0   |



## Randy **WOLCOTT**

Freshman • Goalie  
 6-0 • 195 • Catch: L  
 East Haven, Conn. • Hartford (AJHL)

29

**Before UMass:** Played for the Hartford Junior Wolfpack (AJHL) during the 2008-09, recording a 1.87 goals against average and a .949 save percentage ... Played four seasons at Avon Old Farms under Coach John Gardner before graduating in 2007 ... Was named the Atlantic Jr. Hockey League Goalie of the Year following his senior season.

**Personal:** Randy Russell Wolcott ... Born March 29, 1988 in New Haven, Conn. to Russ and Pat Wolcott ... Has two siblings, Brian and Amy ... Intends to major in legal studies.

# 2009-10 BOX SCORES

## GAME # 1 MASSACHUSETTS 5, RENSSELAER 2

Oct. 8, 2009 at Mullins Center

| Scoring       | 1 | 2 | 3 | OT | F |
|---------------|---|---|---|----|---|
| Rensselaer    | 1 | 1 | 0 | -  | 2 |
| Massachusetts | 0 | 3 | 2 | -  | 5 |

### SCORING:

First Period: 1, RPI, Helfrich (Pirri, Burgdoerfer), 16:33  
 Second Period: 2, UM, Wellman (Braun, J. Marcou), 3:02 (pp); 3, UM, Braun (Irwin, Wellman), 7:56 (pp); 4, UM, Carzo (J. Marcou, Syner), 9:58; 5, RPI, D'Amigo (Helfrich), 17:48 (pp)  
 Third Period: 6, UM, Irwin (J. Marcou, Braun), :20 (pp); 7, UM, Irwin (J. Marcou, Wellman), 9:24 (pp)  
 GWG: UM, Carzo  
 Power Plays: RPI, 1/7; UM, 4/11  
 Penalties: RPI, 14/28; UM, 10/20  
 Shots: RPI, 16-9-5-30; UM, 6-15-5-26  
 Saves: RPI (York), 6-12-3-21; UM (Dainton), 15-8-5-28  
 Attendance: 3,127  
 Record: 1-0-0, 0-0-0 HE

## GAME # 2 MASSACHUSETTS 3, BOSTON UNIVERSITY 2

Oct. 16, 2009 at Mullins Center

| Scoring           | 1 | 2 | 3 | OT | F |
|-------------------|---|---|---|----|---|
| Boston University | 1 | 1 | 0 | -  | 2 |
| Massachusetts     | 2 | 0 | 1 | -  | 3 |

### SCORING:

First Period: 1, M, Carzo (Ortiz, Kublin), 5:21; 2, UM, Irwin (Carzo, Nolet), 8:58; 3, BU, Chiasson (Megan, Warsofsky), 13:17 (pp)  
 Second Period: 4, BU, Chiasson (Trivino, Shattenkirk), 6:32  
 Third Period: 5, UM, Ortiz (Hobbs, Carzo), 1:57  
 GWG: UM, Ortiz  
 Power Plays: BU, 1/3; UM, 0/4  
 Penalties: BU, 4/8; UM, 3/6  
 Shots: BU, 10-15-16-41; UM, 12-10-4-26  
 Saves: BU (Milan), 10-10-3-23; UM (Dainton), 9-14-16-39  
 Attendance: 8,123  
 Record: 2-0-0, 1-0-0 HE

## GAME # 3 MASSACHUSETTS 5, MAINE 3

Oct. 23, 2009 at Mullins Center

| Scoring       | 1 | 2 | 3 | OT | F |
|---------------|---|---|---|----|---|
| Maine         | 1 | 1 | 1 | -  | 3 |
| Massachusetts | 3 | 1 | 1 | -  | 5 |

### SCORING:

First Period: 1, UM, Wellman (J. Marcou, Braun), 1:37 (pp); 2, UM, Nolet (Irwin, Boehm), 7:17; 3, ME, Shemansky (Abbott), 13:33; 4, UM, J. Marcou (Wellman, Braun), 17:25 (pp)  
 Second Period: 5, ME, O'Neill (Flynn, Nyquist), 10:59; 6, UM, M. Marcou (J. Marcou), 15:11  
 Third Period: 7, UM, Syner (Irwin, J. Marcou), 7:58 (pp); 8, ME, House (Nyquist, Flynn), 18:58 (ex)  
 GWG: UM, J. Marcou  
 Power Plays: ME, 1/4; UM, 3/6  
 Penalties: ME, 18/52; UM, 13/45  
 Shots: ME, 9-11-9-29; UM, 10-11-8-29  
 Saves: ME (Darling), 7-0-0-7; ME (Sirman), 0-10-7-17; UM (Dainton), 8-10-18-26  
 Attendance: 6,582  
 Record: 3-0-0, 2-0-0 HE

## GAME # 4 MASSACHUSETTS 5 PROVIDENCE 3

Oct. 30, 2009 at Schneider Arena

| Scoring       | 1 | 2 | 3 | OT | F |
|---------------|---|---|---|----|---|
| Massachusetts | 1 | 1 | 3 | -  | 5 |
| Providence    | 1 | 1 | 1 | -  | 3 |

### SCORING:

First Period: 1, UM, Wellman (J. Marcou, Irwin), 6:57 (pp); 2, PC, Kremyr (Germain, New) 17:55 (pp)  
 Second Period: 3, PC, Collins (Velischek, Rooney), 3:33; 4, UM, Irwin (Wellman, Braun), 17:11 (pp)  
 Third Period: 5, PC, Fayne (MacKinnon, Bergland), 2:56 (pp); 6, UM, Nolet (Ortiz, Carzo), 11:00 (pp); 7, UM, Keane (Concannon, Watson), 11:21; 8, UM, J. Marcou (Syner) 19:25 (en)  
 GWG: UM, Irwin  
 Power Plays: UM, 3/7; PC, 2/4  
 Penalties: UM, 5/10; PC, 8/16  
 Shots: UM, 7-15-14-36; PC, 13-9-16-38  
 Saves: UM (Dainton), 12-8-15-35; PC (Beaudry), 6-14-11-31  
 Attendance: 1,471  
 Record: 4-0-0, 3-0-0 HE

## GAME # 5 PROVIDENCE 2, MASSACHUSETTS 1

Oct. 31, 2009 at Mullins Center

| Scoring       | 1 | 2 | 3 | OT | F |
|---------------|---|---|---|----|---|
| Providence    | 1 | 1 | 0 | -  | 2 |
| Massachusetts | 0 | 0 | 1 | -  | 1 |

### SCORING:

First Period: 1, PC, MacKinnon (Velischek, Fayne), 6:15  
 Second Period: 2, PC, Bergland (Kremyr, Fayne), 10:53  
 Third Period: 3, UM, Irwin (Wellman, J. Marcou), 1:49 (pp)  
 GWG: PC, Bergland  
 Power Plays: PC, 0/3; UM, 1/5  
 Penalties: PC, 5/10; UM, 3/6  
 Shots: PC, 10-11-7-28; UM, 15-12-21-48  
 Saves: PC (Beaudry), 15-12-20-47; UM (Dainton), 9-10-7-26  
 Attendance: 4,124  
 Record: 4-1-0, 3-1-0 HE

## GAME # 6 MASSACHUSETTS 4, NIAGARA 1

Nov. 6, 2009 at Mullins Center

| Scoring       | 1 | 2 | 3 | OT | F |
|---------------|---|---|---|----|---|
| Niagara       | 0 | 1 | 0 | -  | 1 |
| Massachusetts | 0 | 2 | 2 | -  | 4 |

### SCORING:

First Period: No scoring  
 Second Period: 1, NIA, Olidis (Mironov, Moran), :22; 2, UM, Lecomte (Ortiz, Saunders), 12:27; 3, UM, Hobbs (Nolet, Ortiz), 19:47 (pp)  
 Third Period: 4, UM, Lecomte (unassisted), 18:32 (en); 5, UM, Boehm (Nolet, Keane), 19:49 (en)  
 GWG: UM, Hobbs  
 Power Plays: NIA, 0/4; UM, 1/3  
 Penalties: NIA, 3/6; UM, 4/8  
 Shots: NIA, 9-9-14-32; UM, 12-8-13-33  
 Saves: NIA (Hare), 12-6-11-29; UM (Dainton), 9-8-14-31  
 Attendance: 4,025  
 Record: 5-1-0, 3-1-0 HE

## GAME # 7 MASSACHUSETTS 4, NIAGARA 2

Nov. 8, 2009 at Dwyer Arena

| Scoring       | 1 | 2 | 3 | OT | F |
|---------------|---|---|---|----|---|
| Massachusetts | 0 | 2 | 2 | -  | 4 |
| Niagara       | 1 | 1 | 0 | -  | 2 |

### SCORING:

First Period: 1, NIA, Mironov (Olidis, Moran), 6:39  
 Second Period: 2, UM, M. Marcou (Wellman, J. Marcou), 4:06; 3, UM, Ortiz (Lecomte), 4:56; 4, NIA, Olidis (Moran, Mironov), 9:49  
 Third Period: 5, UM, Wellman (Ortiz, Braun), 14:57; 6, UM, J. Marcou (Wellman, Hobbs), 17:50  
 GWG: UM, Wellman  
 Power Plays: UM, 0/1; NIA, 0/1  
 Penalties: UM, 1/2; NIA, 1/2  
 Shots: UM, 10-15-15-40; NIA, 4-9-14-27  
 Saves: UM (Meyers), 3-8-14-25; NIA (Avramenko), 10-1-0-11; NIA (Noonan), 0-12-13-25  
 Attendance: 1,156  
 Record: 6-1-0, 3-1-0 HE

## GAME # 8 MASSACHUSETTS 4, NEW HAMPSHIRE 3 (OT)

Nov. 13, 2009 at Mullins Center

| Scoring       | 1 | 2 | 3 | OT | F |
|---------------|---|---|---|----|---|
| UNH           | 0 | 2 | 1 | -  | 3 |
| Massachusetts | 2 | 0 | 2 | -  | 4 |

### SCORING:

First Period: 1, UM, Lecomte (Ortiz, Langeraad), 16:28; 2, UM, Braun (Hobbs), 18:39  
 Second Period: 3, UNH, Moses (McCarey), 10:27; 4, UNH, Leblanc (Burke, Kostolansky), 17:52  
 Third Period: 5, UNH, Butler (Thompson), 1:19; 6, UM, Wellman (Hobbs, Braun), 19:49  
 OT: 7, UM, Boehm (M. Marcou), 2:05  
 GWG: UM, Boehm  
 Power Plays: UNH, 0/1; UM, 0/2  
 Penalties: UNH, 2/4; UM, 1/2  
 Shots: UNH, 11-18-13-3-45; UM, 10-7-12-2-31  
 Saves: UNH (Foster), 8-7-11-1-27; UM (Dainton), 11-16-12-3-42  
 Attendance: 5,927  
 Record: 7-1-0, 4-1-0 HE

## GAME # 9 NEW HAMPSHIRE 4, MASSACHUSETTS 2

Nov. 14, 2009 at Mullins Center

| Scoring       | 1 | 2 | 3 | OT | F |
|---------------|---|---|---|----|---|
| UNH           | 1 | 2 | 1 | -  | 4 |
| Massachusetts | 0 | 2 | 0 | -  | 2 |

### SCORING:

First Period: 1, UNH, Butler (DeSimone), 16:29  
 Second Period: 2, UM, Ortiz (Braun), 4:37; 3, UNH, Leblanc (Kessel), 5:21; 4, UNH, Butler (Beck, Kessel), 13:47; 5, Nolet (J. Marcou, Lecomte), 18:25  
 Third Period: 6, UNH, Sislo (Leblanc, Moses) 11:59  
 GWG: UNH, Sislo  
 Power Plays: UNH, 0/1; UM 0/1  
 Penalties: UNH, 2/4, UM, 2/4  
 Shots: UNH, 8-4-6-18; UM 7-20-8-35  
 Saves: UNH (Foster), 7-18-8-33; UM (Dainton), 7-2-5-14  
 Attendance: 6,019  
 Record: 7-2-0, 4-2-0 HE

**GAME # 10  
MASSACHUSETTS 4,  
YALE 3 (OT)**

Nov. 19, 2009 at Ingalls Rink

| Scoring       | 1 | 2 | 3 | OT | F |
|---------------|---|---|---|----|---|
| Massachusetts | 0 | 2 | 1 | 1  | 4 |
| Yale          | 1 | 0 | 2 | 0  | 3 |

**SCORING:**  
**First Period:** 1, Yale, Kearney (Miller, Watson), 6:25  
**Second Period:** 2, UM, M. Marcou (Watson, Langeraa), 5:40; 3, UM, Wellman (Braun, J. Marcou), 8:36 (pp)  
**Third Period:** 4, Yale, Backman (O'Neill, Balch), 6:38 (pp); 5, Yale, Little (Miller, Dignard), 7:48; 6, UM, Syner (Boehm, Carzo), 12:02  
**OT:** 7, J. Marcou (Wellman, M. Marcou), 3:59  
**GWG:** UM, J. Marcou  
**Power Plays:** UM 1/6; Yale 1/7  
**Penalties:** UM 7/14; Yale 6/12  
**Shots:** UM, 10-15-10-1-36; Yale 7-10-13-1-31  
**Saves:** UM (Meyers), 6-10-11-0-28; Yale (Maricic), 10-13-9-1-32  
**Attendance:** 2,359  
**Record:** 8-2-0, 4-2-0 HE

**GAME # 11  
MASSACHUSETTS 6,  
VERMONT 2**

Nov. 24, 2009 at Gutterson Fieldhouse

| Scoring       | 1 | 2 | 3 | OT | F |
|---------------|---|---|---|----|---|
| Massachusetts | 0 | 4 | 2 | -  | 6 |
| Vermont       | 0 | 2 | 0 | -  | 2 |

**SCORING:**  
**First Period:** No Scoring  
**Second Period:** 1, UVM, Pacan (Downing, Burrows) 3:06. 2, UM, WELLMAN (MARCOU, ORTIZ) 8:42 (pp). 3, UVM, Roloff (Pacan, Burrows) 9:55. 4, UM, WELLMAN (MARCOU, SYNER) 13:27. 5, UM, WELLMAN (MARCOU, BRAUN) 15:07 (pp). 6, UM, CARZO (ORTIZ, MARCOU) 15:47 (pp).  
**Third Period:** 7, UM, BRAUN (WELLMAN, MARCOU) 5:51. 8, UM, HOBBS (WATSON, CONCANNON) 12:05.  
**GWG:** UM, Wellman  
**Power Plays:** UM 3/6; UVM 0/4  
**Penalties:** UM 5/10; UVM 6/12  
**Shots:** UM, 11-10-10-31; UVM 11-8-10-29  
**Saves:** UM (Dainton), 11-6-10-27; UVM (Spillane), 11-6-8-25  
**Attendance:** 4,003  
**Record:** 9-2-0, 5-2-0 HE

**GAME # 12  
MASSACHUSETTS 4,  
QUINNIPIAC 5 (OT)**

Nov. 28, 2009 at TD Bank SportsCenter

| Scoring       | 1 | 2 | 3 | OT | F |
|---------------|---|---|---|----|---|
| Massachusetts | 0 | 1 | 3 | 0  | 4 |
| Quinnipiac    | 3 | 0 | 1 | 1  | 5 |

**SCORING:**  
**First Period:** 1, QU, BEAUDOIN (LAMPE, DALHUISEN) 3:35. 2, QU, ATKINSON (DICKINSON, BOUHAREVICH) 14:59. 3, QU, ZUREVINSKI (LAMPE, BEAUDOIN) 17:11  
**Second Period:** 4, UM, WELLMAN (IRWIN, MARCOU) 18:15.  
**Third Period:** 5, UM, ORTIZ (LECOMTE, SYNER) 8:47. 6, UM, WELLMAN (MARCOU, MARCOU) 8:58. 7, UM, LECOMTE (ORTIZ, SYNER) 13:14. 8, QU, WONG (HANSEN, BEAUDOIN) 18:50 (pp).  
**Overtime:** 9, QU, WONG (ATKINSON, HANSEN).  
**GWG:** QU, Wong  
**Power Plays:** UM 0/1; QU 1/3  
**Penalties:** UM 3/6; QU 1/2  
**Shots:** UM, 10-11-9-2-32; QU 15-8-20-2-45  
**Saves:** UM (Dainton), 0-8-19-1-28; UM (Meyers), 12-0-0-12; QU (Clarke), 10-10-6-2-29  
**Attendance:** 3,171  
**Record:** 9-3-0, 5-2-0 HE

**GAME # 13  
BOSTON COLLEGE 3,  
MASSACHUSETTS 1**

Dec. 4, 2009 at Mullins Center

| Scoring        | 1 | 2 | 3 | OT | F |
|----------------|---|---|---|----|---|
| Boston College | 1 | 1 | 1 | 0  | 3 |
| Massachusetts  | 1 | 0 | 0 | 0  | 1 |

**SCORING:**  
**First Period:** 1, UM, MARCOU (LANGERAAP) 2:08 (pp). 2, BC, Atkinson (Cross, Mullane) 6:42.  
**Second Period:** 3, BC, Gibbons (Smith, Samuelsson) 13:16.  
**Third Period:** 4, BC, Atkinson (Mullane, Sneep) 19:01 (pp).  
**Overtime:** n/a  
**GWG:** BC, Gibbons  
**Power Plays:** UM 1/4; BC 1/5  
**Penalties:** UM 6/23; BC 5/10  
**Shots:** UM, 11-6-7-24; BC 11-16-5-32  
**Saves:** UM (Dainton), 10-15-4-29; BC (Milner), 10-6-7-23  
**Attendance:** 8,169  
**Record:** 9-4-0, 5-3-0 HE

**GAME # 14  
MASSACHUSETTS 3,  
UMASS LOWELL 5**

Dec. 5, 2009 at Tsongas Arena

| Scoring       | 1 | 2 | 3 | OT | F |
|---------------|---|---|---|----|---|
| Massachusetts | 1 | 1 | 1 | 0  | 3 |
| UMass Lowell  | 0 | 3 | 2 | 0  | 5 |

**SCORING:**  
**First Period:** 1, UM, ORTIZ (LECOMTE, HOBBS) 19:54 (pp).  
**Second Period:** 2, UM, WELLMAN (MARCOU, IRWIN) 5:15. 3, UML, Dehner (Schaus) 6:45 (pp). 4, UML, Vallorani (Edwards, Caveney) 10:04. 5, UML, Worthington (Budd, Schaus) 17:36.  
**Third Period:** 6, UM, MARCOU (SYNER) 6:45. 7, UML, Vallorani (Scheu, Schaus) 13:16. 8, UML, Vallorani (Scheu, Schaus) 16:02.  
**Overtime:** n/a  
**GWG:** UML, Vallorani  
**Power Plays:** UM 1/6; UML 1/3  
**Penalties:** UM 5/10; UML 8/16  
**Shots:** UM, 8-6-12-26; UML 11-18-9-38  
**Saves:** UM (Dainton), 11-15-7-33; UML (Hamilton), 7-5-11-23  
**Attendance:** 3,457  
**Record:** 9-5-0, 5-4-0 HE

**GAME # 15  
MERRIMACK 1,  
MASSACHUSETTS 4**

Dec. 12, 2009 at Mullins Center

| Scoring       | 1 | 2 | 3 | OT | F |
|---------------|---|---|---|----|---|
| Merrimack     | 0 | 1 | 0 | 0  | 1 |
| Massachusetts | 1 | 1 | 2 | 0  | 4 |

**SCORING:**  
**First Period:** 1, UM, ORTIZ (LANGERAAP, ROWE) 11:09.  
**Second Period:** 2, UM, WELLMAN (MARCOU, IRWIN) 3:15 (pp). 3, MC, Da Costa (Barton, Robitaille) 19:00.  
**Third Period:** 4, UM, ORTIZ 9:14. 5, UM, SYNER 11:28 (sh).  
**Overtime:** n/a  
**GWG:** UM, Wellman  
**Power Plays:** UM 1/3; MC 0/3  
**Penalties:** UM 7/25; MC 5/10  
**Shots:** UM, 18-15-6-39; MC 7-11-16-34  
**Saves:** UM (Dainton), 7-10-16-33; MC (Braithwaite), 17-14-4-35  
**Attendance:** 3,892  
**Record:** 10-5-0, 6-4-0 HE

**GAME # 16  
UNION 3,  
MASSACHUSETTS 4**

Dec. 29, 2009 at Freitas Ice Forum

| Scoring       | 1 | 2 | 3 | OT | F |
|---------------|---|---|---|----|---|
| Union         | 1 | 2 | 0 | 0  | 3 |
| Massachusetts | 0 | 1 | 3 | 0  | 4 |

**SCORING:**  
**First Period:** 1, UNION, Walters (Schreiber, Zajac) 15:57 (pp).  
**Second Period:** 2, UM, SYNER (MARCOU, WELLMAN) 12:11. 3, UNION, Buote (Coburn) 13:46 (sh). 4, UNION, Welsh (Coburn, Kinkaid) 19:53 (pp).  
**Third Period:** 5, UM, WELLMAN (MARCOU, IRWIN) 5:37. 6, UM, ORTIZ (LECOMTE) 6:58. 7, UM, WELLMAN (SYNER, Marcou) 15:21.  
**Overtime:** n/a  
**GWG:** UM, Wellman  
**Power Plays:** UM 0/2; UC 2/4  
**Penalties:** UM 5/13; UC 3/6  
**Shots:** UM, 7-5-9-21; UC 16-11-12-39  
**Saves:** UM (Dainton), 15-9-12-36; UC (Kinkaid), 7-4-6-17  
**Attendance:** 1,467  
**Record:** 11-5-0, 6-4-0 HE

**GAME # 17  
BENTLEY 4,  
MASSACHUSETTS 1**

Dec. 30, 2009 at Freitas Ice Forum

| Scoring       | 1 | 2 | 3 | OT | F |
|---------------|---|---|---|----|---|
| Massachusetts | 0 | 1 | 0 | 0  | 1 |
| Bentley       | 0 | 1 | 3 | 0  | 4 |

**SCORING:**  
**First Period:** none.  
**Second Period:** 1, UM, CZEPIEL (MARCOU, SAUNDERS) 10:52. 2, BEN, Hartung (Stonacek) 12:18.  
**Third Period:** 3, BEN, Preece (Cloutier, Menzione) 7:28 (pp). 4, BEN, Robert (Kemmerer, Trotter) 7:52. 5, BEN, Cloutier (Kemmerer, Bonnett) 18:36 (empty net).  
**Overtime:** n/a  
**GWG:** BEN, Preece  
**Power Plays:** UM 0/3; BEN 1/3  
**Penalties:** UM 6/20; BEN 4/8  
**Shots:** UM, 17-18-8-43; BEN 4-6-6-16  
**Saves:** UM (Dainton), 4-5-3-12; BEN (Rank), 17-17-8-42  
**Attendance:** 1,467  
**Record:** 11-6-0, 6-4-0 HE

**GAME # 18  
MASSACHUSETTS 3,  
BOSTON UNIVERSITY 7**

Jan. 2, 2010 at Agganis Arena

| Scoring           | 1 | 2 | 3 | OT | F |
|-------------------|---|---|---|----|---|
| Massachusetts     | 1 | 1 | 1 | 0  | 3 |
| Boston University | 2 | 2 | 3 | 0  | 7 |

**SCORING:**  
**First Period:** 1, BU, Bonino (Cohen, C., Shattenkirk) 12:13 (pp). 2, UM, SYNER (MARCOU, J., WELLMAN) 16:55 (pp). 3, BU, Chiasson (Nicastro, Cohen, Z.) 19:08 (pp).  
**Second Period:** 4, BU, Cohen, Z. (Cohen, C., Chiasson) 9:54. 5, UM, WELLMAN (BRAUN, MARCOU, J.) 14:10 (pp). 6, BU, Cohen, C. (Saponari, Shattenkirk) 19:52.  
**Third Period:** 7, BU, Cohen, Z. (Trivino, Shattenkirk) 1:53 (pp). 8, UM, ORTIZ (BRAUN) 9:09 (pp). 9, BU, Cohen, C. (Nicastro, Saponari) 13:55. 10, BU, Gryba 17:56 (empty net) (sh).  
**Overtime:** n/a  
**GWG:** BU, Zach Cohen  
**Power Plays:** UM 3/12; BU 3/6  
**Penalties:** UM 7/14; BU 13/26  
**Shots:** UM, 4-9-10-23; BU 13-7-9-29  
**Saves:** UM (Dainton), 11-5-6-22; BU (Millan), 3-8-9-20  
**Attendance:** 4,809  
**Record:** 11-7-0, 6-5-0 HE

**GAME # 18  
MASSACHUSETTS 2,  
NEW HAMPSHIRE 7**

Jan. 9, 2010 at Whittemore Center

| Scoring       | 1 | 2 | 3 | OT | F |
|---------------|---|---|---|----|---|
| Massachusetts | 0 | 1 | 1 | 0  | 2 |
| New Hampshire | 4 | 2 | 1 | 0  | 7 |

**SCORING:**  
**First Period:** 1, UNH, Thompson (Kessel, Butler) 4:52 (pp). 2, UNH, Butler (Thompson, DeSimone) 5:29. 3, UNH, Thompson (Butler) 16:37 (sh). 4, UNH, McCarey (Burke, Leblanc) 18:23.  
**Second Period:** 5, UM, SYNER :23. 6, UNH, Butler (Leblanc, Kessel) 3:34. 7, UNH, Kessel (Kostolansky, Thompson) 15:17 (pp)  
**Third Period:** 8, UM, CARZO (WELLMAN, IRWIN) 17:33. 9, UNH, Moses 17:50.  
**Overtime:** n/a  
**GWG:** UNH, Thompson  
**Power Plays:** UM 0/4; UNH 2/4  
**Penalties:** UM 5/10; UNH 5/10  
**Shots:** UM, 7-13-8-28; UNH 13-13-7-33  
**Saves:** UM (Meyers), 9-11-6-26; UNH (Foster), 7-12-7-26  
**Attendance:** 5,832  
**Record:** 11-8-0, 6-6-0 HE

**GAME # 20  
MASSACHUSETTS 4,  
NORTHEASTERN 1**

Jan. 10, 2010 at Matthews Arena

| Scoring       | 1 | 2 | 3 | OT | F |
|---------------|---|---|---|----|---|
| Massachusetts | 2 | 2 | 0 | 0  | 4 |
| Northeastern  | 0 | 0 | 1 | 0  | 1 |

**SCORING:**  
**First Period:** 1, UM, WELLMAN (J. MARCOU, BRAUN) 6:04 (pp). 2, UM, CARZO (IRWIN, ORTIZ) 18:02.  
**Second Period:** 3, UM, J. MARCOU (ORTIZ, BRAUN) 18:58 (pp). 4, UM, ORTIZ (BRAUN, IRWIN) 19:16 (pp).  
**Third Period:** 5, NU, McNeely (MacLeod, Daniels) 2:10.  
**Overtime:** n/a  
**GWG:** UM, Carzo  
**Power Plays:** UM 3/7; NU 0/6  
**Penalties:** UM 6/12; NU 6/23  
**Shots:** UM, 11-8-5-24; NU 3-4-6-13  
**Saves:** UM (Dainton), 3-4-5-12; NU (Mountain), 9-6-5-20  
**Attendance:** 2,160  
**Record:** 12-8-0, 7-6-0 HE

**GAME # 21  
UMASS LOWELL 2,  
MASSACHUSETTS 3**

Jan. 15, 2010 at Mullins Center

| Scoring       | 1 | 2 | 3 | OT | F |
|---------------|---|---|---|----|---|
| UMass Lowell  | 0 | 1 | 1 | 0  | 2 |
| Massachusetts | 1 | 0 | 2 | 0  | 3 |

**SCORING:**  
**First Period:** 1, UM, ORTIZ (BRAUN, J. MARCOU) 6:59 (pp).  
**Second Period:** 2, UML, Dehner 10:06.  
**Third Period:** 3, UM, J. MARCOU (SYNER, WELLMAN) :40. 4, UML, Auger (Vallorani, Dehner) 14:54. 5, UM, M. MARCOU (WATSON, SYNER) 17:41.  
**Overtime:** n/a  
**GWG:** UM, M. Marcou  
**Power Plays:** UM 1/5; UML 0/5  
**Penalties:** UM 6/12; UML 6/12  
**Shots:** UM, 11-14-13-38; UML 6-13-14-33  
**Saves:** UM (Dainton), 6-12-13-31; UML (Hamilton), 10-14-11-35  
**Attendance:** 3,445  
**Record:** 13-8-0, 8-6-0 HE

**GAME # 22  
MASSACHUSETTS 2,  
UMASS LOWELL 1**

Jan. 16, 2010 at Tsongas Arena

| Scoring       | 1 | 2 | 3 | OT | F |
|---------------|---|---|---|----|---|
| Massachusetts | 1 | 0 | 1 | 0  | 2 |
| UMass Lowell  | 0 | 1 | 0 | 0  | 1 |

**SCORING:**  
**First Period:** 1, UM, CONCANNON (CARZO, BRAUN) 5:28.  
**Second Period:** 2, UML, Cey (Vallorani, Auger) 12:00.  
**Third Period:** 3, UM, IRWIN (J. MARCOU, BRAUN) 18:53 (pp).  
**Overtime:** n/a  
**GWG:** UM, Irwin  
**Power Plays:** UM 1/7; UML 0/5  
**Penalties:** UM 8/24; UML 9/21  
**Shots:** UM, 6-2-9-17; UML 14-10-5-29  
**Saves:** UM (Dainton), 14-9-5-28; UML (Hutton), 5-2-8-15  
**Attendance:** 4,688  
**Record:** 14-8-0, 9-6-0 HE

**GAME # 23  
VERMONT 1  
MASSACHUSETTS 3**

Jan. 23, 2010 at Mullins Center

| Scoring       | 1 | 2 | 3 | OT | F |
|---------------|---|---|---|----|---|
| Massachusetts | 1 | 1 | 1 | 0  | 3 |
| Vermont       | 1 | 0 | 0 | 0  | 1 |

**SCORING:**  
**First Period:** 1, UM, MARCOU (Wellmen, Irwin) 00:21. UVM, ANCTL (Higgins, Nilsson) 12:07.  
**Second Period:** 2, UM, WELLMAN, 19:55.  
**Third Period:** 3, UM, WELLMAN, (Marcou) 18:54.  
**Overtime:** n/a  
**GWG:** UM, Wellman  
**Power Plays:** UM 0/2; UVM 0/2  
**Penalties:** UM 2/4; UVM 2/4  
**Shots:** UM, 9-13-9-31; UVM 11-6-9-26  
**Saves:** UM (Dainton), 10-6-9-25; UVM (Madore), 8-12-8-28  
**Attendance:** 6,421  
**Record:** 15-8-0, 10-6-0 HE

**GAME # 24  
VERMONT 3,  
MASSACHUSETTS 0**

Jan. 24, 2010 at Mullins Center

| Scoring       | 1 | 2 | 3 | OT | F |
|---------------|---|---|---|----|---|
| Massachusetts | 0 | 0 | 0 | 0  | 0 |
| Vermont       | 1 | 1 | 1 | 0  | 3 |

**SCORING:**  
**First Period:** 1, UVM, MACKENZIE (Stacey, Marshall) 12:31 (pp).  
**Second Period:** 2, UVM, STACEY (McCarthy, Franzon) 7:40.  
**Third Period:** 3, UVM, VOCK 19:40.  
**Overtime:** n/a  
**GWG:** UVM, MacKenzie  
**Power Plays:** UM 0/9; UVM 1/5  
**Penalties:** UM 7/14; UVM 11/22  
**Shots:** UM, 8-11-12-19; UVM 6-7-66-19  
**Saves:** UM (Dainton), 5-6-5-16; UVM (Madore), 8-11-12-31  
**Attendance:** 3,139  
**Record:** 15-9-0, 10-7-0 HE

**GAME # 25  
MASSACHUSETTS 2,  
BOSTON UNIVERSITY 6**

Jan. 29, 2010 at Agganis Arena

| Scoring           | 1 | 2 | 3 | OT | F |
|-------------------|---|---|---|----|---|
| Massachusetts     | 0 | 1 | 1 | 0  | 2 |
| Boston University | 1 | 3 | 2 | 0  | 6 |

**SCORING:**  
**First Period:** 1, BU, Gaudet (Gryba, Bonino) 17:22.  
**Second Period:** 2, BU, Gaudet (Bonino) 15:27. 3, BU, Cohen, C. (Nicastro, Popko) 16:39. 4, UM, KEANE (BRAUN, CONCANNON) 17:15. 5, BU, Saponari (Cohen, C., Connolly) 18:21 (pp).  
**Third Period:** 6, UM, NOLET (ORTIZ, WELLMAN) 9:34 (pp). 7, BU, Nicastro (Warsofsky, Trivino) 15:07 (pp). 8, BU, Popko (Bonino) 19:22 (sh).  
**Overtime:** n/a  
**GWG:** BU, C. Cohen  
**Power Plays:** UM 1/4; BU 2/5  
**Penalties:** UM 8/16; BU 7/14  
**Shots:** UM, 16-11-14-41; BU 14-11-12-37  
**Saves:** UM (Dainton), 13-8-10-31; BU (Millan), 16-10-13-39  
**Attendance:** 5,361  
**Record:** 15-10-0, 10-8-0 HE

**GAME # 26  
MASSACHUSETTS 4,  
PROVIDENCE 1**

Jan. 30, 2010 at Schneider Arena

| Scoring       | 1 | 2 | 3 | OT | F |
|---------------|---|---|---|----|---|
| Massachusetts | 0 | 2 | 2 | 0  | 4 |
| Providence    | 0 | 0 | 1 | 0  | 1 |

**SCORING:**  
**First Period:** n/a  
**Second Period:** 1, UM, MARCOU, M. (ROWE, SYNER) 3:11 (pp). 2, UM, ORTIZ (WELLMAN, MARCOU, J.) 8:00 (pp).  
**Third Period:** 3, PC, O'Connor (Schaller, MacKinnon) :16. 4, UM, CARZO (CONCANNON, KEANE) 1:22. 5, UM, OLCZYK (ROWE) 6:17.  
**Overtime:** n/a  
**GWG:** UM, Ortiz  
**Power Plays:** UM 2/8; PC 0/5  
**Penalties:** UM 6/12; PC 10/28  
**Shots:** UM, 12-15-16-43; PC 11-9-7-27  
**Saves:** UM (Meyers), 11-9-6-26; PC (Beaudry), 12-13-14-39  
**Attendance:** 1,492  
**Record:** 16-10-0, 11-8-0 HE

**GAME # 27  
BOSTON COLLEGE 7,  
MASSACHUSETTS 1**

Feb. 5, 2010 at Mullins Center

| Scoring        | 1 | 2 | 3 | OT | F |
|----------------|---|---|---|----|---|
| Boston College | 4 | 3 | 0 | 0  | 7 |
| Massachusetts  | 0 | 0 | 1 | 0  | 1 |

**SCORING:**  
**First Period:** 1, BC, J. Whitney (Gibbons, Atkinson) 4:52. 2, BC, Carey (S. Whitney, Mullane) 13:20. 3, BC, J. Whitney (Atkinson, Gibbons) 14:38. 4, BC, Hayes 16:56.  
**Second Period:** 5, BC, S. Whitney (Mullane, Dumoulin) 14:39. 6, BC, Kreider (Gibbons, Shea) 17:41. 7, BC, Atkinson (S. Whitney, Gibbons) 19:59 (pp).  
**Third Period:** 8, UM, MARCOU (CARZO, IRWIN) 14:23.  
**Overtime:** n/a  
**GWG:** BC, Carey  
**Power Plays:** UM 0/6; BC 1/5  
**Penalties:** UM 6/12; BC 7/14  
**Shots:** UM, 9-7-7-23; BC 16-9-6-31  
**Saves:** UM (Dainton), 12-0-0-12; UM (Meyers), 0-6-6-12; BC (Muse), 9-7-0-16, BC (Milner), 0-0-6-6  
**Attendance:** 8,389  
**Record:** 16-11-0, 11-9-0 HE

**GAME # 28  
NORTHEASTERN 2,  
MASSACHUSETTS 0**

Feb. 12, 2010 at Mullins Center

| Scoring       | 1 | 2 | 3 | OT | F |
|---------------|---|---|---|----|---|
| Northeastern  | 1 | 0 | 1 | 0  | 2 |
| Massachusetts | 0 | 0 | 0 | 0  | 0 |

**SCORING:**  
**First Period:** 1, NU, Strathman (Ellement, Rawlings) 7:59 (pp).  
**Second Period:** None.  
**Third Period:** 2, NU, Vrolyk (McLaughlin) 14:59.  
**Overtime:** n/a  
**GWG:** NU, Strathman  
**Power Plays:** UM 0/3; NU 1/5  
**Penalties:** UM 7/14; NU 5/10  
**Shots:** UM, 11-10-10-31; NU 8-6-4-18  
**Saves:** UM (Meyers), 7-6-3-16; NU (Rawlings), 11-10-10-31  
**Attendance:** 4,321  
**Record:** 16-12-0, 11-10-0 HE

**GAME # 29  
MASSACHUSETTS 3  
NORTHEASTERN 6,**

Feb. 13, 2010 at Matthews Arena

| Scoring       | 1 | 2 | 3 | OT | F |
|---------------|---|---|---|----|---|
| Massachusetts | 1 | 0 | 2 | 0  | 3 |
| Northeastern  | 1 | 2 | 3 | 0  | 6 |

**SCORING:**  
**First Period:** 1, NU, Vrolyk (Daniels, Costa) 5:43. 2, UM, MARCOU, M. (LECOMTE, LANGERAAP) 16:39.  
**Second Period:** 3, NU, MacLeod (McNeely, Kraemer) 7:41 (pp). 4, NU, Kraemer (Vermeersch, Silva) 10:17.  
**Third Period:** 5, NU, Vrolyk (McNeely, Daniels) 3:07 (pp). 6, NU, Newton (MacLeod) 4:14. 7, UM, HOBBS (MARCOU, J.) 11:39. 8, NU, MacLeod (Vermeersch, Newton) 12:53 (pp). 9, UM, ORTIZ (WELLMAN) 15:02 (sh).  
**Overtime:** n/a  
**GWG:** NU, Vrolyk  
**Power Plays:** UM 0/6; NU 3/9  
**Penalties:** UM 11/33; NU 9/18  
**Shots:** UM, 15-8-14-37; NU 11-14-12-37  
**Saves:** UM (Dainton), 10-12-9-31; NU (Rawlings), 14-8-12-34  
**Attendance:** 2,752  
**Record:** 16-13-0, 11-11-0 HE

**GAME # 30  
MASSACHUSETTS 1,  
MERRIMACK 4**

Feb. 19, 2010 at Lawler Arena

| Scoring       | 1 | 2 | 3 | OT | F |
|---------------|---|---|---|----|---|
| Massachusetts | 1 | 1 | 0 | 0  | 1 |
| Merrimack     | 2 | 1 | 1 | 0  | 4 |

**SCORING:**  
**First Period:** 1, MER, Cucci (Stollery, Da Costa) 3:56 (pp). 2, MER, Velleca (Allan, Todd) 9:49 (pp).  
**Second Period:** 3, MER, Cucci (Todd) 2:46. 4, UM, MARCOU, J. (IRWIN, ORTIZ) 11:59 (pp).  
**Third Period:** 5, MER, Cucci (Todd, Bowen) 13:05.  
**Overtime:** n/a  
**GWG:** MER Velleca  
**Power Plays:** UM 1/5; MC 2/3  
**Penalties:** UM 4/8; MC 6/12  
**Shots:** UM, 10-8-4-22; MC 6-10-11-27  
**Saves:** UM (Dainton), 4-9-10-23; MC (Cannata), 10-7-4-21  
**Attendance:** 2,281  
**Record:** 16-14-0, 11-12-0 HE

**GAME # 31  
MERRIMACK 3  
MASSACHUSETTS 0**

Feb. 20, 2010 at Mullins Center

| Scoring       | 1 | 2 | 3 | OT | F |
|---------------|---|---|---|----|---|
| Merrimack     | 0 | 2 | 1 | 0  | 3 |
| Massachusetts | 0 | 0 | 0 | 0  | 0 |

**SCORING:**  
**First Period:** None.  
**Second Period:** 1, MC, Flanigan (Todd, Bowen) 8:28. 2, MC, Brodhag (Cucci, Da Costa) 12:48 (pp).  
**Third Period:** 3, MC, Da Costa (Ouimet, Barton) 16:08.  
**Overtime:** n/a  
**GWG:** MC, Flanigan  
**Power Plays:** UM 0/5; MC 1/5  
**Penalties:** UM 7/14; MC 7/14  
**Shots:** UM, 13-17-12-42; MC 5-11-6-22  
**Saves:** UM (Meyers), 5-9-5-19; MC (Cannata), 13-17-12-42  
**Attendance:** 3,987  
**Record:** 16-15-0, 11-13-0 HE

**GAME # 32  
MASSACHUSETTS 1,  
BOSTON COLLEGE 2 (OT)**

Feb. 26, 2010 at Conte Forum

| Scoring        | 1 | 2 | 3 | OT | F |
|----------------|---|---|---|----|---|
| Massachusetts  | 0 | 1 | 0 | 0  | 1 |
| Boston College | 0 | 1 | 0 | 1  | 2 |

**SCORING:**  
**First Period:** None.  
**Second Period:** 1, BC, Whitney (Wey, Atkinson) :18. 2, UM, WATSON (HOBBS, BRAUN) 17:41.  
**Third Period:** None.  
**Overtime:** 3, BC, Kreider (Mullane, Whitney) 2:02.  
**GWG:** BC, Kreider  
**Power Plays:** UM 0/2; BC 0/0  
**Penalties:** UM 0/0; BC 2/4  
**Shots:** UM, 8-15-12-0-35; BC 13-9-10-1-22  
**Saves:** UM (Dainton), 13-8-10-0-31; BC (Milner), 8-14-12-0-34  
**Attendance:** 4,872  
**Record:** 16-16-0, 11-14-0 HE

The Automated ScoreBook  
 Massachusetts Game-by-Game Goals-Assists-Points (as of Mar 01, 2010)  
 All games

| Opponent | Date   | Score | WL    | NOLET, MAR | CZEPFEL, K | DONNELLAN | WELLMAN, C | SAUNDERS, | ORTIZ, WIL | HOBBS, DAN | CARZO, ROC | SYNER, TJ | KEANE, BRI | OLCZYK, ED | LANGERAAP | KUBLIN, DO | MARCOU, JA |
|----------|--------|-------|-------|------------|------------|-----------|------------|-----------|------------|------------|------------|-----------|------------|------------|-----------|------------|------------|
| RPI      | Oct 08 | 5-2 W | 0-0-0 | DNP        | 0-0-0      | 1-2-3     | 0-0-0      | 0-0-0     | 0-0-0      | 0-0-0      | 1-0-1      | 0-1-1     | 0-0-0      | 0-0-0      | 0-0-0     | 0-0-0      | 0-4-4      |
| BU       | Oct 16 | 3-2 W | 0-0-0 | DNP        | 0-0-0      | 0-0-0     | 1-1-2      | 0-1-1     | 1-2-3      | 0-0-0      | 0-0-0      | 0-0-0     | 0-0-0      | 0-0-0      | 0-0-0     | 0-1-1      | 0-0-0      |
| MAINE    | Oct 23 | 5-3 W | 1-0-1 | 0-0-0      | 1-1-2      | 0-0-0     | 0-0-0      | 0-0-0     | 0-0-0      | 0-0-0      | 1-0-1      | 0-0-1     | 0-0-0      | 0-0-0      | DNP       | 0-0-0      | 1-3-4      |
| at PC    | Oct 30 | 5-3 W | 1-0-1 | 0-0-0      | 1-1-2      | 0-0-0     | 0-1-1      | 0-0-0     | 0-1-1      | 0-0-0      | 0-1-1      | 0-1-1     | 1-0-1      | DNP        | DNP       | 0-0-0      | 1-1-2      |
| PC       | Oct 31 | 1-2 L | 0-0-0 | 0-0-0      | 0-0-0      | 0-0-0     | 0-0-0      | 0-0-0     | 0-0-0      | 0-0-0      | 0-0-0      | 0-0-0     | 0-0-0      | DNP        | DNP       | 0-0-0      | 0-1-1      |
| NIA      | Nov 06 | 4-1 W | 0-2-2 | 0-0-0      | DNP        | 0-0-0     | 0-1-1      | 0-2-2     | 1-0-1      | 0-0-0      | DNP        | DNP       | 0-1-1      | DNP        | DNP       | 0-0-0      | 0-0-0      |
| at NIA   | Nov 08 | 4-2 W | 0-0-0 | 0-0-0      | DNP        | 1-2-3     | 0-0-0      | 1-1-2     | 0-1-1      | 0-1-1      | DNP        | DNP       | 0-0-0      | 0-0-0      | DNP       | 0-0-0      | 1-1-2      |
| UNH      | Nov 13 | 4-3 W | 0-0-0 | 0-0-0      | DNP        | 1-0-1     | 0-0-0      | 0-1-1     | 0-2-2      | 0-2-2      | DNP        | DNP       | 0-0-0      | DNP        | 0-1-1     | 0-0-0      | 0-0-0      |
| UNH      | Nov 14 | 2-4 L | 1-0-1 | 0-0-0      | DNP        | 0-0-0     | 0-0-0      | 1-0-1     | 0-0-0      | 0-0-0      | DNP        | DNP       | 0-0-0      | DNP        | 0-0-0     | 0-0-0      | 0-0-0      |
| at YALE  | Nov 19 | 4-3 W | 0-0-0 | DNP        | 1-1-2      | DNP       | 0-0-0      | 0-0-0     | 0-1-1      | 0-0-0      | 0-1-1      | 0-0-1     | 0-0-0      | DNP        | 0-0-0     | 0-1-1      | 0-1-1      |
| at UVM   | Nov 24 | 6-2 W | 0-0-0 | DNP        | 0-0-0      | 3-1-4     | DNP        | 0-2-2     | 1-0-1      | 1-0-1      | 0-0-0      | 0-1-1     | 0-0-0      | DNP        | 0-0-0     | 0-0-0      | 0-5-5      |
| at QU    | Nov 28 | 4-5 L | 0-0-0 | DNP        | 2-0-2      | DNP       | 1-1-2      | 0-0-0     | 0-0-0      | 0-0-0      | 0-0-0      | 0-2-2     | DNP        | 0-0-0      | 0-0-0     | 0-0-0      | 0-2-2      |
| BC       | Dec 04 | 1-3 L | 0-0-0 | DNP        | 0-0-0      | 0-0-0     | 0-0-0      | 0-0-0     | 0-0-0      | 0-0-0      | 0-0-0      | 0-0-0     | 0-0-0      | DNP        | 0-1-1     | 0-0-0      | 1-0-1      |
| at UML   | Dec 05 | 3-5 L | 0-0-0 | DNP        | 1-0-1      | DNP       | 1-0-1      | 0-0-0     | 0-0-0      | 0-1-1      | 0-0-0      | 0-1-1     | 0-0-0      | DNP        | 0-0-0     | DNP        | 0-1-1      |
| MC       | Dec 12 | 4-1 W | 0-0-0 | DNP        | 1-0-1      | DNP       | 2-0-2      | 0-0-0     | 0-0-0      | 0-0-0      | 0-0-0      | 0-1-1     | 0-0-0      | DNP        | 0-1-1     | 0-0-0      | 0-1-1      |
| vs UNION | Dec 29 | 4-3 W | 0-0-0 | 0-0-0      | DNP        | 2-1-3     | DNP        | 1-0-1     | 0-0-0      | 0-0-0      | 0-0-0      | 1-1-2     | 0-0-0      | DNP        | 0-0-0     | 0-0-0      | 0-3-3      |
| vs BEN   | Dec 30 | 1-4 L | 0-0-0 | 1-0-1      | DNP        | 0-0-0     | 0-1-1      | 0-0-0     | 0-0-0      | 0-0-0      | 0-0-0      | 0-0-0     | DNP        | 0-0-0      | DNP       | 0-0-0      | 0-1-1      |
| at BU    | Jan 02 | 3-7 L | 0-0-0 | 0-0-0      | DNP        | 1-1-2     | DNP        | 1-0-1     | 0-0-0      | 0-0-0      | 0-0-0      | 1-0-1     | 0-0-0      | DNP        | 0-0-0     | 0-0-0      | 0-2-2      |
| at UNH   | Jan 09 | 2-7 L | 0-0-0 | 0-0-0      | DNP        | 0-1-1     | 0-0-0      | 0-0-0     | 0-0-0      | 0-0-0      | 1-0-1      | 1-0-1     | 0-0-0      | DNP        | 0-0-0     | 0-0-0      | 0-0-0      |
| at NU    | Jan 10 | 4-1 W | 0-0-0 | 0-0-0      | DNP        | 1-0-1     | 0-0-0      | 1-2-3     | 0-0-0      | 0-0-0      | 1-0-1      | 0-0-0     | 0-0-0      | DNP        | 0-0-0     | 0-0-0      | 1-1-2      |
| UML      | Jan 15 | 3-2 W | 0-0-0 | 0-0-0      | DNP        | 0-1-1     | 0-0-0      | 1-0-1     | 0-0-0      | 0-0-0      | 0-0-0      | 0-2-2     | 0-0-0      | DNP        | 0-0-0     | 0-0-0      | 1-1-2      |
| at UML   | Jan 16 | 2-1 W | 0-0-0 | 0-0-0      | DNP        | 0-0-0     | 0-0-0      | 0-0-0     | 0-0-0      | 0-0-0      | 0-1-1      | 0-0-0     | 0-0-0      | DNP        | 0-0-0     | 0-0-0      | 0-1-1      |
| UVM      | Jan 23 | 3-1 W | 0-0-0 | 0-0-0      | DNP        | 2-1-3     | 0-0-0      | 0-0-0     | 0-0-0      | 0-0-0      | 0-0-0      | 0-0-0     | 0-0-0      | DNP        | 0-0-0     | 0-0-0      | 1-1-2      |
| UVM      | Jan 24 | 0-3 L | 0-0-0 | 0-0-0      | 0-0-0      | 0-0-0     | 0-0-0      | 0-0-0     | 0-0-0      | 0-0-0      | 0-0-0      | 0-0-0     | 0-0-0      | DNP        | DNP       | DNP        | 0-0-0      |
| at BU    | Jan 29 | 2-6 L | 1-0-1 | 0-0-0      | DNP        | 0-1-1     | 0-0-0      | 0-1-1     | DNP        | DNP        | 0-0-0      | 0-0-0     | 1-0-1      | 0-0-0      | 0-0-0     | 0-0-0      | 0-0-0      |
| at PC    | Jan 30 | 4-1 W | 0-0-0 | 0-0-0      | DNP        | 0-1-1     | 0-0-0      | 1-0-1     | DNP        | DNP        | 1-0-1      | 0-1-1     | 0-1-1      | 1-0-1      | 0-0-0     | 0-0-0      | 0-1-1      |
| BC       | Feb 05 | 1-7 L | 0-0-0 | 0-0-0      | DNP        | 0-0-0     | 0-0-0      | 0-0-0     | DNP        | DNP        | 0-1-1      | 0-0-0     | 0-0-0      | 0-0-0      | 0-0-0     | 0-0-0      | 1-0-1      |
| NU       | Feb 12 | 0-2 L | 0-0-0 | 0-0-0      | 0-0-0      | 0-0-0     | 0-0-0      | 0-0-0     | 0-0-0      | 0-0-0      | 0-0-0      | 0-0-0     | DNP        | 0-0-0      | 0-0-0     | 0-0-0      | 0-0-0      |
| at NU    | Feb 13 | 3-6 L | 0-0-0 | DNP        | 0-1-1      | 0-0-0     | 1-0-1      | 0-0-0     | 1-0-1      | 0-0-0      | 0-0-0      | 0-0-0     | DNP        | 0-0-0      | 0-0-0     | 0-1-1      | 0-0-0      |
| at MC    | Feb 19 | 1-4 L | 0-0-0 | 0-0-0      | DNP        | 0-0-0     | 0-0-0      | 0-1-1     | 0-0-0      | 0-0-0      | 0-0-0      | 0-0-0     | DNP        | 0-0-0      | 0-0-0     | 0-0-0      | 1-0-1      |
| MC       | Feb 20 | 0-3 L | 0-0-0 | 0-0-0      | DNP        | 0-0-0     | 0-0-0      | 0-0-0     | 0-0-0      | 0-0-0      | 0-0-0      | 0-0-0     | DNP        | DNP        | DNP       | DNP        | 0-0-0      |
| at BC    | Feb 26 | 1-2 L | 0-0-0 | 0-0-0      | DNP        | 0-0-0     | 0-0-0      | 0-0-0     | 0-0-0      | 0-1-1      | 0-0-0      | 0-0-0     | DNP        | DNP        | DNP       | DNP        | 0-0-0      |

The Automated ScoreBook  
 Massachusetts Game-by-Game Goals-Assists-Points (as of Mar 01, 2010)  
 All games

| Opponent | Date   | Score | 20    | 21    | 22    | 24    | 25    | 26    | 27    | 28    | 31    | 33    | 44    |
|----------|--------|-------|-------|-------|-------|-------|-------|-------|-------|-------|-------|-------|-------|
| RPI      | Oct 08 | 5-2 W | DNP   | DNP   | 0-0-0 | DNP   | 0-0-0 | 0-0-0 | 1-2-3 | DNP   | 0-0-0 | DNP   | 2-1-3 |
| BU       | Oct 16 | 3-2 W | DNP   | DNP   | 0-0-0 | DNP   | 0-0-0 | 0-0-0 | 0-0-0 | 0-0-0 | 0-0-0 | DNP   | 1-0-1 |
| MAINE    | Oct 23 | 5-3 W | 0-1-1 | DNP   | 1-0-1 | DNP   | DNP   | 0-0-0 | 0-2-2 | DNP   | 0-0-0 | DNP   | 0-2-2 |
| at PC    | Oct 30 | 5-3 W | 0-0-0 | 0-1-1 | 0-0-0 | DNP   | DNP   | 0-1-1 | 0-1-1 | DNP   | 0-0-0 | DNP   | 1-1-2 |
| PC       | Oct 31 | 1-2 L | 0-0-0 | 0-0-0 | 0-0-0 | DNP   | DNP   | 0-0-0 | 0-0-0 | DNP   | 0-0-0 | DNP   | 1-0-1 |
| NIA      | Nov 06 | 4-1 W | 1-0-1 | 0-0-0 | 0-0-0 | 0-0-0 | 2-0-2 | 0-0-0 | 0-0-0 | 0-0-0 | 0-0-0 | DNP   | 0-0-0 |
| at NIA   | Nov 08 | 4-2 W | DNP   | 0-0-0 | 1-0-1 | 0-0-0 | 0-1-1 | 0-0-0 | 0-1-1 | 0-0-0 | DNP   | 0-0-0 | 0-0-0 |
| UNH      | Nov 13 | 4-3 W | 1-0-1 | 0-0-0 | 0-1-1 | 0-0-0 | 1-0-1 | 0-0-0 | 1-1-2 | DNP   | 0-0-0 | DNP   | 0-0-0 |
| UNH      | Nov 14 | 2-4 L | 0-0-0 | 0-0-0 | 0-0-0 | DNP   | 0-1-1 | 0-0-0 | 0-1-1 | 0-0-0 | 0-0-0 | DNP   | 0-0-0 |
| at YALE  | Nov 19 | 4-3 W | 0-1-1 | 0-0-0 | 1-1-2 | DNP   | 0-0-0 | 0-1-1 | 0-1-1 | 0-0-0 | DNP   | 0-0-0 | 0-0-0 |
| at UVM   | Nov 24 | 6-2 W | 0-0-0 | 0-1-1 | 0-0-0 | DNP   | 0-0-0 | 0-1-1 | 1-1-2 | DNP   | 0-0-0 | DNP   | 0-0-0 |
| at QU    | Nov 28 | 4-5 L | 0-0-0 | 0-0-0 | 0-1-1 | 0-0-0 | 1-1-2 | 0-0-0 | 0-0-0 | DNP   | 0-0-0 | 0-0-0 | 0-1-1 |
| BC       | Dec 04 | 1-3 L | 0-0-0 | 0-0-0 | 0-0-0 | DNP   | DNP   | 0-0-0 | 0-0-0 | 0-0-0 | 0-0-0 | DNP   | 0-0-0 |
| at UML   | Dec 05 | 3-5 L | 0-0-0 | 0-0-0 | 1-0-1 | 0-0-0 | 0-1-1 | 0-0-0 | 0-0-0 | 0-0-0 | 0-0-0 | DNP   | 0-1-1 |
| MC       | Dec 12 | 4-1 W | 0-0-0 | 0-0-0 | 0-0-0 | DNP   | 0-0-0 | 0-0-0 | 0-0-0 | 0-1-1 | 0-0-0 | DNP   | 0-1-1 |
| vs UNION | Dec 29 | 4-3 W | DNP   | 0-0-0 | 0-0-0 | DNP   | 0-1-1 | 0-0-0 | 0-0-0 | 0-0-0 | 0-0-0 | DNP   | 0-1-1 |
| vs BEN   | Dec 30 | 1-4 L | DNP   | 0-0-0 | 0-0-0 | DNP   | 0-0-0 | 0-0-0 | 0-0-0 | 0-0-0 | 0-0-0 | DNP   | 0-0-0 |
| at BU    | Jan 02 | 3-7 L | DNP   | 0-0-0 | 0-0-0 | DNP   | 0-0-0 | 0-0-0 | 0-2-2 | 0-0-0 | 0-0-0 | DNP   | 0-0-0 |
| at UNH   | Jan 09 | 2-7 L | DNP   | 0-0-0 | 0-0-0 | DNP   | 0-0-0 | 0-0-0 | 0-0-0 | 0-0-0 | 0-0-0 | DNP   | 0-0-0 |
| at NU    | Jan 10 | 4-1 W | DNP   | 0-0-0 | 0-0-0 | DNP   | 0-0-0 | 0-0-0 | 0-3-3 | DNP   | 0-0-0 | DNP   | 0-2-2 |
| UML      | Jan 15 | 3-2 W | DNP   | 0-0-0 | 1-0-1 | 0-0-0 | DNP   | 0-1-1 | 0-1-1 | DNP   | 0-0-0 | DNP   | 0-0-0 |
| at UML   | Jan 16 | 2-1 W | DNP   | 1-0-1 | 0-0-0 | 0-0-0 | DNP   | 0-0-0 | 0-2-2 | DNP   | 0-0-0 | DNP   | 1-0-1 |
| UVM      | Jan 23 | 3-1 W | DNP   | 0-0-0 | 0-0-0 | 0-0-0 | DNP   | 0-0-0 | 0-0-0 | 0-0-0 | 0-0-0 | DNP   | 0-1-1 |
| UVM      | Jan 24 | 0-3 L | DNP   | DNP   | 0-0-0 | 0-0-0 | DNP   | 0-0-0 | 0-0-0 | 0-0-0 | 0-0-0 | DNP   | 0-0-0 |
| at BU    | Jan 29 | 2-6 L | DNP   | 0-1-1 | 0-0-0 | 0-0-0 | DNP   | 0-0-0 | 0-1-1 | 0-0-0 | 0-0-0 | DNP   | 0-0-0 |
| at PC    | Jan 30 | 4-1 W | DNP   | 0-1-1 | 1-0-1 | 0-0-0 | DNP   | 0-0-0 | 0-0-0 | 0-2-2 | DNP   | 0-0-0 | 0-0-0 |
| BC       | Feb 05 | 1-7 L | DNP   | 0-0-0 | 0-0-0 | 0-0-0 | DNP   | 0-0-0 | 0-0-0 | 0-0-0 | 0-0-0 | DNP   | 0-1-1 |
| NU       | Feb 12 | 0-2 L | DNP   | 0-0-0 | 0-0-0 | DNP   | DNP   | 0-0-0 | 0-0-0 | 0-0-0 | DNP   | 0-0-0 | 0-0-0 |
| at NU    | Feb 13 | 3-6 L | DNP   | 0-0-0 | 1-0-1 | 0-0-0 | 0-1-1 | 0-0-0 | 0-0-0 | 0-0-0 | 0-0-0 | DNP   | 0-0-0 |
| at MC    | Feb 19 | 1-4 L | DNP   | 0-0-0 | 0-0-0 | 0-0-0 | DNP   | 0-0-0 | 0-0-0 | 0-0-0 | 0-0-0 | DNP   | 0-1-1 |
| MC       | Feb 20 | 0-3 L | DNP   | 0-0-0 | 0-0-0 | 0-0-0 | 0-0-0 | 0-0-0 | 0-0-0 | 0-0-0 | DNP   | 0-0-0 | 0-0-0 |
| at BC    | Feb 26 | 1-2 L | DNP   | 0-0-0 | 0-0-0 | 0-0-0 | 0-0-0 | 1-0-1 | 0-1-1 | 0-0-0 | 0-0-0 | DNP   | 0-0-0 |