


SIDE OUT — REVIEW



SIDE OUT — SEASON REVIEW

HUBBARD NAMED UTPA HEAD WOMEN'S VOLLEYBALL COACH

In March of 2007, Angela Hubbard was named as the fourth head women's volleyball coach at The University of Texas-Pan American where she became the youngest NCAA Division I head women's volleyball coach in the country at the age of 25.

Prior to coming to the Rio Grande Valley, Hubbard served as the assistant women's volleyball coach at Nicholls State University, a member of the Southland Conference. The newly-named UTPA head women's volleyball coach also served as an assistant coach at The University of Tennessee at Martin and University of West Georgia where she helped the Wolves reach the Gulf South Tournament for the first time in 16 seasons.

THORN RESIGNS AS HEAD COACH

Dave Thorn resigned as head coach of the UTPA women's volleyball program a few days after the Lady Broncs wrapped up the 2006 campaign with a 6-25 record and a fifth-place showing at the National Independent Tournament.

Thorn was the head coach of the Lady Broncs for the previous nine seasons and is the program's all-time leader in career wins with 112 and guided the Lady Broncs to a pair of National Independent Tournament Championships (2001 and 2000).

BRAVO!!! BRAVO!!!

Heather Bravo ended her career at UTPA as one of the best all-around volleyball players to ever don the Green and Orange as she was voted as the 2007 UTPA Female Athlete of the Year. During her final season with the Lady Broncs, Bravo earned All-Independent second team honors while garnering all-tournament team honors three times in the TSU/CenturyTel Tournament, UTPA Volleyball Invitational and University of Portland Tournament.

The UTPA senior had a standout 2006 campaign as Bravo posted career-highs in kills (444) and kills per game (4.07). Bravo concluded her career by ranking second all-time in total attacks rankings as she has posted 4,030 for her career and possessed second place in the kills' category as the Las Vegas, NV, native collected 1,352 kills for her career.

The UTPA outside hitter also made history during the 2006 season as Bravo became the second player in program history to record over 1,000 kills and 1,000 digs for her career. Bravo joined former UTPA standout Jaclyn Muszynski as the only two members of the Lady Broncs to accomplish the feat during their collegiate careers.

NO SOPHOMORE JINX FOR PHILLIPS

UTPA sophomore Kellie Phillips began to hit her stride during the 2006 campaign when she averaged 13.3 kills per match - 4.04 kills per game - during the last seven matches. In a season in which Phillips climbed the ladder into the UTPA record books, she was named to the Molten Invitational All-Tournament Team while setting an all-time program best 11.45 attacks per game. Phillips also ranked second in career kills per game with a 3.35 average by season's end for the Lady Broncs.

THE LYONS DEN

UTPA senior Karen Lyons was one of the top dual players for the Lady Broncs during her four-year career with the Valley's squad. The Rio Grande Valley talent reaped the rewards of a long-standing four-year career as she concluded her tenure with the Lady Broncs ranked in the top 10 in several categories.

Lyons concluded her career ranked third on the all-time records books in assists (1,992) and digs (1,184) while finishing fourth in digs per game (4.58), fifth in service aces (103) and seventh in assists per game (7.78) and games played (411).

During the 2006 season, Lyons became only the second player in program history to collect over 1,500 assists and 1,000 digs for her career as she joined former UTPA standout Marie Velasquez - who notched 2,492 assists and 1,024 digs during her tenure with the Lady Broncs.

BLAKELY DISHES OUT SUCCESS FOR UTPA

Chelsea Blakely quarterbacked the UTPA offense from the setter position, dishing out 1,188 assists - averaging 10.90 assists per game - during her second season with the Lady Broncs. She concluded her sophomore campaign ranked fourth among all NCAA Division I Independent players in assists and assists per game.

The UTPA setter posted 30 or more assists in 11 of the last 13 matches for the Lady Broncs, averaging 37.61 assists per match - 11.11 assists per game. The UTPA sophomore is only the second player in UTPA history to record at least 10.00 assists per game - averaging 10.90 assists per game - during a season as she joined Katie Burke (11.03 / 2002) in earning that achievement.

The UTPA setter ended her second season ranked second in all-time assists as she has collected 2,034 assists for her career and possessed a 9.29 assists per game average throughout her two-year tenure with the Lady Broncs. Heading into her junior campaign, Blakely needs to dish out 459 assists to surpass Marie Velasquez for first place in the UTPA career records books for assists.

LYONS AND SCHNEYER MOVE TO HEAD OF CLASS

Karen Lyons and Deanna Schneyer were rewarded for their hard work in the classroom as the UTPA duo were cited as recipients of the Academic All-Independent accolades selected by Sports Information Directors at member institutions.

Lyons became a three-time Academic All-Independent selection during her career with the Lady Broncs as the UTPA senior posted a 3.46 cumulative grade point average in biology and was honored at the end of the year awards banquet with the Ann LaMantia Award, which is given to the top female student-athlete at UTPA.

Schneyer earned Academic All-Independent honors for the first time in her career as the UTPA sophomore recorded a 3.82 cumulative grade point average in marketing.

SCHAAL THE RIGHT MOVES

In her first season with the Lady Broncs, UTPA newcomer Monique Schaal made a big impact on the lineup as the junior college-transfer finished the 2006 campaign ranked third on the team in kills (239), kills per game (2.28) and total attacks (726). At the net, the UTPA middle blocker helped the Valley's squad as she was second on the team in total blocks (45) while recording a team-high 20 block solos in the process.

Schaal also earned two pieces of hardware during her first season with the squad as she was selected to both the UTPA Women's Volleyball All-Tournament Team as well as the IPFW Women's Volleyball All-Tournament Team.

SENIOR DUO MAKE PROGRAM HISTORY

The combination of Heather Bravo and Karen Lyons has been a successful one for the Lady Broncs for four seasons, and at the conclusion of the 2006 campaign, the UTPA seniors became the first set of graduating teammates to record over 400 games played and 1,000 digs for their careers.

BLOCK PARTY

Deanna Schneyer became one of the Lady Broncs' top players in the middle this past season as the UTPA sophomore blocked a team-high 57 attempts, including 40 block assists and 17 block solos.

During the 2006 season, Schneyer posted at least 1.0 total blocks in 26 of 31 matches, including a pair of 7.0 block matches against The University of Texas at San Antonio and University of Portland.

Schneyer has made a name for herself in the UTPA career record books as the UTPA sophomore concluded the season ranked first in total blocks per game (0.75), sixth in total blocks (149) and seventh in block assists (120).

DIG THIS!!!

The Lady Broncs were ranked among the top of the Independent programs in digs per game during the 2006 campaign as UTPA collected 1,912 digs - averaging 17.54 digs per game - in the 2006 season.

2006 STATISTICS

Overall record: 6-25 • Home: 2-6 • Away: 1-12 • Neutral: 3-7

LADY BRONCS	ATTACK						SET		SERVE			DIG				BLOCKING						
	GP	K	K/GM	E	TA	PCT	A	A/GM	SA	SA/GM	SE	G	RE	DIG	DIG/GM	BS	BA	TOTAL	B/GM	BE	BHE	
WILSON, Mallorie	24	22	0.92	8	75	.187		2	0.08	0	0.00	0	24	0	6	0.25	3	8	11	0.46	1	0
BRAVO, Heather	109	444	4.07	222	1237	.179		15	0.14	23	0.21	11	109	38	363	3.33	7	15	22	0.20	8	1
TRINIDAD, Ytszel	69	1	0.01	0	6	.167		11	0.16	11	0.16	22	69	3	107	1.55	0	0	0	0.00	0	3
PHILLIPS, Kellie	08	370	3.43	200	1290	.132		22	0.20	22	0.20	28	108	52	293	2.71	8	17	25	0.23	10	4
BLAKELY, Chelsea	109	84	0.77	48	331	.109	1188	10.90	35	0.32	63		109	0	306	2.81	3	23	26	0.24	10	58
SCHAAL, Monique	105	239	2.28	163	726	.105		6	0.06	6	0.06	16	105	5	59	0.56	20	25	45	0.43	7	3
SCHNEYER, Deanna	103	173	1.68	123	525	.095		2	0.02	1	0.01	2	103	2	28	0.27	17	40	57	0.55	25	2
YOUNG, April	78	71	0.91	54	247	.069		20	0.26	1	0.01	4	78	1	14	0.18	3	16	19	0.24	1	2
CARRIGAN, Chrissie	63	35	0.56	30	152	.033		37	0.59	2	0.19	26	63	12	223	3.54	1	13	14	0.22	0	2
MCNALLAN, Holly	1	0	0.00	0	0	.000		0	0.00	0	0.00	0	1	0	0	0.00	0	0	0	0.00	0	0
MAYOR, Noelle	40	7	0.17	7	32	.000		6	0.15	2	0.05	3	40	0	13	0.32	0	2	2	0.05	1	2
LYONS, Karen	104	21	0.02	5	15	-.200		33	0.32	32	0.31	31	104	41	476	4.58	0	0	0	0.00	0	1
TODDY, Rebecca	28	0	0.00	1	3	-.333		1	0.04	1	0.04	2	28	0	24	0.86	0	0	0	0.00	0	0
TEXAS-PAN AMERICAN	109	1448	13.28	861	4639	.127		1343	12.32	46	1.34	215	109	200	1948	17.54	62	159	141.5	1.30	63	78
Opponents	109	1615	14.82	590	4368	.235		1465	13.44	200	1.83	275	109	146	1948	17.87	84	433	300.5	2.76	58	82

ATTACK (BY K)	G	K	K/GM	E	TA	PCT
BRAVO, Heather	109	444	4.07	222	1237	.179
PHILLIPS, Kellie	108	370	3.43	200	1290	.132
SCHAAL, Monique	105	239	2.28	163	726	.105
SCHNEYER, Deanna	103	173	1.68	123	525	.095
BLAKELY, Chelsea	109	84	0.77	48	331	.109
YOUNG, April	78	71	0.91	54	247	.069
CARRIGAN, Chrissie	63	35	0.56	30	152	.033
WILSON, Mallorie	24	22	0.92	8	75	.187
MAYOR, Noelle	40	7	0.17	7	32	.000
LYONS, Karen	104	2	0.02	5	15	-.200
TRINIDAD, Ytszel	69	1	0.01	0	6	.167
TODDY, Rebecca	28	0	0.00	1	3	-.333
TEXAS-PAN AMERICAN	109	1448	13.28	861	4639	.127
Opponents	109	1615	14.82	590	4368	.235

KILL (BY K)	G	K	K/GM
BRAVO, Heather	109	444	4.07
PHILLIPS, Kellie	108	370	3.43
SCHAAL, Monique	105	239	2.28
SCHNEYER, Deanna	103	173	1.68
BLAKELY, Chelsea	109	84	0.77
YOUNG, April	78	71	0.91
CARRIGAN, Chrissie	63	35	0.56
WILSON, Mallorie	24	22	0.92
MAYOR, Noelle	40	7	0.17
LYONS, Karen	104	2	0.02
TRINIDAD, Ytszel	69	1	0.01
TODDY, Rebecca	28	0	0.00
TEXAS-PAN AMERICAN	109	1448	13.28
Opponents	109	1615	14.82


BLOCK (BY TOTAL)	G	BS	BA	TOTAL	B/GM	BE
SCHNEYER, Deanna	103	17	40	57.0	0.55	25
BLAKELY, Monique	105	20	25	45.0	0.43	7
SCHAAL, Chelsea	109	3	23	26.0	0.24	10
PHILLIPS, Kellie	108	8	17	25.0	0.23	10
BRAVO, Heather	109	7	15	22.0	0.20	8
YOUNG, April	78	3	16	19.0	0.24	1
CARRIGAN, Chrissie	63	1	13	14.0	0.22	0
WILSON, Mallorie	24	3	8	11.0	0.46	1
MAYOR, Noelle	40	0	2	2.0	0.05	1
TEXAS-PAN AMERICAN	109	62	159	141.5	1.30	63
Opponents	109	84	433	300.5	2.76	58

SET (BY A)	G	A	A/GM
BLAKELY, Chelsea	109	1188	10.90
CARRIGAN, Chrissie	63	37	0.59
LYONS, Karen	104	33	0.32
PHILLIPS, Kellie	108	22	0.20
YOUNG, April	78	20	0.26
BRAVO, Heather	109	15	0.14
TRINIDAD, Ytszel	69	11	0.16
SCHAAL, Monique	105	6	0.06
MAYOR, Noelle	40	6	0.15
SCHNEYER, Deanna	103	2	0.02
WILSON, Mallorie	24	2	0.08
TODDY, Rebecca	28	1	0.04
TEXAS-PAN AMERICAN	109	1343	12.32
Opponents	109	1465	13.44

SERVE (BY SA)	G	SA	SE	SA/G
BLAKELY, Chelsea	109	35	63	0.32
LYONS, Karen	104	32	31	0.31
BRAVO, Heather	109	23	11	0.21
PHILLIPS, Kellie	108	22	28	0.20
CARRIGAN, Chrissie	63	12	26	0.19
TRINIDAD, Ytszel	69	11	22	0.16
SCHAAL, Monique	105	6	16	0.06
MAYOR, Noelle	40	2	3	0.05
TODDY, Rebecca	28	1	9	0.04
YOUNG, April	78	1	4	0.01
SCHNEYER, Deanna	103	1	2	0.01
MCNALLAN, Holly	1	0	0	0.00
WILSON, Mallorie	24	0	0	0.00
TEXAS-PAN AMERICAN	109	146	215	1.34
Opponents	109	200	275	1.83

RECEPT (BY TA)	G	RE	RE/GM
TEAM	109	46	0.42
PHILLIPS, Kellie	108	52	0.48
BRAVO, Heather	109	38	0.35
LYONS, Karen	104	41	0.39
CARRIGAN, Chrissie	63	12	0.19
SCHAAL, Monique	105	5	0.05
TRINIDAD, Ytszel	69	3	0.04
YOUNG, April	78	1	0.01
SCHNEYER, Deanna	103	2	0.02
BLAKELY, Chelsea	109	0	0.00
MAYOR, Noelle	40	0	0.00
WILSON, Mallorie	24	0	0.00
TODDY, Rebecca	28	0	0.00
TEXAS-PAN AMERICAN	109	200	1.83
Opponents	109	146	1.34

DEFENSE (BY DIG)	G	DIG	DIG/G	BHE
LYONS, Karen	104	476	4.58	1
BRAVO, Heather	109	363	3.33	1
BLAKELY, Chelsea	109	306	2.81	58
PHILLIPS, Kellie	108	293	2.71	4
CARRIGAN, Chrissie	63	223	3.54	2
TRINIDAD, Ytszel	69	107	1.55	3
SCHAAL, Monique	105	59	0.56	3
SCHNEYER, Deanna	103	28	0.27	2
TODDY, Rebecca	28	24	0.86	0
YOUNG, April	78	14	0.18	2
MAYOR, Noelle	40	13	0.32	2
WILSON, Mallorie	24	6	0.25	0
TEXAS-PAN AMERICAN	109	1912	17.54	78
Opponents	109	1948	17.87	82



TEAM STATISTICS	UTPA	OPPONENTS				
ATTACKS						
Kills	1448	1615				
Errors	861	590				
Total Attacks	4639	4368				
Attack Pct.	.127	.235				
Kills/Game	13.3	14.8				
SET						
Assists	1343	1465				
Assists/Game	12.3	13.4				
SERVE						
Aces	146	200				
Errors	215	275				
Aces/Game	1.3	1.8				
SERVE RECEPTIONS						
Errors	200	146				
Errors/Game	1.8	1.3				
DEFENSE						
Digs	1912	1948				
Digs/Game	17.5	17.9				
BLOCKING						
Block Solo	62	84				
Block Assist	159	433				
Total Blocks	141.5	300.5				
Blocks Per Game	1.3	2.8				
Block Errors	63	58				
BALL HANDLING ERRORS						
	78	82				
ATTENDANCE						
Total	2125	3766				
Dates/Avg Per Date	8/266	13/290				
Neutral site #/Avg	10/89					
Current win streak	1	-				
Home win streak	1	-				
MATCH WINS BY #GAMES						
	1	2	3	4	5	TOTAL
Texas-Pan American	0	0	4	1	1	6
Opponents	0	0	15	7	3	25
GAMES WON BY GAME						
	1	2	3	4	5	TOTAL
Texas-Pan American	8	10	8	4	1	31
Opponents	23	21	23	8	3	78
POINTS BY GAME						
	1	2	3	4	5	TOTAL
Texas-Pan American	742	760	779	294	51	2626
Opponents	890	901	896	334	57	3078

2006 INDEPENDENT STATISTICAL LEADERS

HITTING PERCENTAGE

	School	G	K	E	TA	Pct.	
1.	Christy Stuewe	North Dakota State	116	310	74	462	356
2.	Jessica Endres	Utah Valley State	98	347	87	753	345
3.	Lacee Koelliker	Utah Valley State	99	119	21	312	314
4.	Kristina Marlin	South Dakota State	118	446	121	1,056	308
5.	Amy Anderson	South Dakota State	117	365	121	794	307
6.	Lindsay Rogers	North Dakota State	116	333	118	751	286
7.	Jeanette Toney	Providence	112	393	131	925	283
8.	Rebekah Roehm	IPFW	125	291	85	739	279
9.	Ashley Brown	Utah Valley State	79	150	55	343	277
10.	Jessica Dominiak	IPFW	117	129	37	339	271

HITTING PERCENTAGE

	School	G	K	E	TA	Pct.
1.	South Dakota State	118	1,780	677	4,648	237
2.	North Dakota State	114	1,706	657	4,627	227
3.	Utah Valley State	99	1,516	631	4,107	215
4.	IPFW	132	1,982	767	5,708	213
5.	NJIT	101	1,268	668	3,880	155
6.	Providence	112	1,407	798	4,205	145
7.	UTPA	109	1,448	861	4,639	117
8.	UC Davis	99	1,264	754	4,275	119
9.	Winston-Salem State	103	882	659	2,903	077
10.	Savannah State	81	682	544	2,487	055

KILLS

	School	G	K	K/Game	
1.	Sheila Parrish	North Dakota State	116	523	4.51
2.	Camie Marwill	Utah Valley State	96	403	4.20
3.	Heather Bravo	UTPA	109	444	4.07
4.	Kristina Marlin	South Dakota State	118	446	3.78
5.	Jessica Endres	Utah Valley State	98	347	3.54
6.	Jeanette Toney	Providence	112	393	3.51
7.	Kellie Phillips	UTPA	108	370	3.43
8.	Cynara Martins	IPFW	127	410	3.23
9.	Chantal Paschetta	UC Davis	93	300	3.23
10.	Amy Anderson	South Dakota State	117	365	3.12

KILLS

	School	G	K	K/Game
1.	Utah Valley State	99	1,516	15.31
2.	South Dakota State	118	1,706	15.08
3.	IPFW	132	1,982	15.02
4.	North Dakota State	116	1,706	14.71
5.	UTPA	109	1,448	13.27
6.	UC Davis	99	1,264	12.77
7.	Providence	112	1,407	12.56
8.	NJIT	101	1,268	12.55
9.	Winston-Salem State	103	882	8.56
10.	Savannah State	81	682	8.42

ASSISTS

	School	G	A	A/Game	
1.	Mattie Johnson	North Dakota State	116	1,426	12.29
2.	Kristie Klusow	South Dakota State	112	1,333	11.90
3.	Lacee Koelliker	Utah Valley State	99	1,170	11.82
4.	Chelsea Blakely	UTPA	109	1,188	10.90
5.	Jessica Dominiak	IPFW	117	1,195	10.21
6.	Katelyn Astruc	UC Davis	97	965	9.95
7.	Sara Sheehan	Providence	112	1,072	9.57
8.	Danielle Thompson	NJIT	101	966	9.56
9.	April Hayes	Savannah State	78	474	6.08
10.	Valentina Pushkina	Winston-Salem State	122	572	4.69

ASSISTS

	School	G	A	A/Game
1.	South Dakota State	118	1,653	14.01
2.	Utah Valley State	99	1,367	13.81
3.	IPFW	132	1,806	13.68
4.	North Dakota State	116	1,568	13.52
5.	UTPA	109	1,343	12.32
6.	UC Davis	99	1,171	11.83
7.	NJIT	101	1,143	11.32
8.	Providence	112	1,217	10.87
9.	Winston-Salem State	103	736	7.15
10.	Savannah State	81	554	6.84

SERVICE ACES

	School	G	SA	SA/Game	
1.	Sabrina Baby	NJIT	94	57	0.61
2.	Annika Barnwell	Winston-Salem State	122	63	0.52
3.	Kristy Haeckel	NJIT	101	44	0.44
4.	Samantha Pearson	South Dakota State	117	50	0.43
5.	Lacee Koelliker	Utah Valley State	99	42	0.42
6.	Sara Sheehan	Providence	112	47	0.42
7.	Camie Marwill	Utah Valley State	96	40	0.42
8.	Kasey Adinolfi	Providence	112	43	0.38
9.	Kasha Hornstein	NJIT	101	37	0.37
10.	Valentina Pushkina	Winston-Salem State	122	44	0.36

SERVICE ACES

	School	G	SA	SA/Game
1.	NJIT	101	219	2.17
2.	Winston-Salem State	103	190	1.84
3.	Providence	112	202	1.80
4.	Utah Valley State	99	174	1.76
5.	South Dakota State	118	194	1.64
6.	IPFW	132	190	1.44
7.	UTPA	109	146	1.34
8.	Savannah State	81	106	1.31
9.	UC Davis	99	129	1.30
10.	North Dakota State	116	139	1.20

BLOCKS

	School	G	BS	BA	Total	B/Game	
1.	Lindsay Rogers	North Dakota State	116	20	147	1.67	1.44
2.	Christy Stuewe	North Dakota State	116	24	142	166	1.43
3.	Claire Jackson	IPFW	125	48	106	154	1.23
4.	Amy Anderson	South Dakota State	117	20	115	135	1.15
5.	Jeanette Toney	Providence	112	66	57	123	1.10
6.	Kelly Kaufmann	North Dakota State	106	4	102	106	1.00
7.	Kelly Patterson	UC Davis	91	9	79	88	0.97
8.	Jessica Endres	Utah Valley State	98	7	80	87	0.89
9.	Rebekah Roehm	IPFW	125	17	90	107	0.86
10.	Kristy Haeckel	NJIT	101	23	59	82	0.81

BLOCKS

	School	G	BS	BA	Total	B/Game
1.	North Dakota State	116	74	585	366.5	3.16
2.	IPFW	132	99	453	325.5	2.47
3.	South Dakota State	118	57	443	278.5	2.36
4.	Utah Valley State	99	47	350	222.0	2.24
5.	UC Davis	99	23	320	183.0	1.85
6.	Providence	112	99	192	195.0	1.74
7.	NJIT	101	47	209	151.5	1.50
8.	Winston-Salem State	103	68	173	154.5	1.50
9.	UTPA	109	62	159	141.5	1.30
10.	Savannah State	81	32	88	76.0	0.94

DIGS


	School	G	Digs	Dig/G	
1.	Peachy Jankowski	IPFW	132	742	5.62
2.	Avreetta Singh	UC Davis	99	503	5.08
3.	Samantha Pearson	South Dakota State	117	575	4.91
4.	Kari Fagnan	North Dakota State	116	559	4.82
5.	Karen Lyons	UTPA	104	476	4.58
6.	Chelsea Baugh	Utah Valley State	99	418	4.22
7.	Kelly Krahenbuhl	Providence	112	450	4.02
8.	Camie Marwill	Utah Valley State	96	367	3.82
9.	Sabrina Baby	Providence	94	356	3.79
10.	Cynara Martins	IPFW	127	444	3.50

DIGS

	School	G	Digs	Dig/G
1.	IPFW	132	2,519	19.08
2.	UTPA	109	1,912	17.54
3.	UC Davis	99	1,698	17.15
4.	Utah Valley State	99	1,691	17.08
5.	North Dakota State	116	1,979	17.06
6.	South Dakota State	118	1,977	16.92
7.	Providence	112	1,683	15.03
8.	NJIT	101	1,513	14.98
9.	Savannah State	81	1,121	13.84
10.	Winston-Salem State	103	1,050	10.19



Karen Lyons



Heather Bravo

2006 NCAA DIVISION I ALL-INDEPENDENT TEAM

FIRST TEAM			
	School	Pos.	Yr.
Jessica Endres	Utah Valley State	MB	JR
Peachy Jankowski	IPFW	L	JR
Lacee Koelliker	Utah Valley State	S	SO
Kristina Marlin	South Dakota State	OH	JR
Sheila Parrish	North Dakota State	OH	SR
Lindsay Rogers	North Dakota State	MB	SR
Christy Stuewe	North Dakota State	MB	JR

SECOND TEAM			
	School	Pos.	Yr.
Amy Anderson	South Dakota State	MB	JR
Heather Bravo	UTPA	OH	SR
Mattie Johnson	North Dakota State	S	FR
Kristie Klusow	South Dakota State	S	SR
Camie Marwill	Utah Valley State	OH	SO
Cynara Martins	IPFW	OH	JR
Avreetta Singh	UC Davis	L	FR

Offensive Player of the Year — Sheila Parrish (North Dakota State)
 Defensive Player of the Year — Peachy Jankowski (IPFW)
 Setter of the Year — Lacee Koelliker (Utah Valley State)
 Newcomer of the Year — Mattie Johnson (North Dakota State)
 Coach of the Year — Kelley Hartley-Hutton (IPFW)



2006