




# ARMY BLACK KNIGHTS (0-4) VS. TULANE GREEN WAVE (2-2, 1-1 CONFERENCE USA)

**GAME #5**

**SAT., OCT. 4, 2008 • 3 P.M. ET  
TAD GORMLEY STADIUM (26,500)  
NEW ORLEANS, LA.  
TV: COX SPORTS (LOCAL)**

## ARMY MEETS FAMILIAR FOE IN NEW ORLEANS



**CHIP BOWDEN**

- The Black Knights take on Tulane, a former Conference USA rival from 1998-2004, on Saturday at Tad Gormley Stadium. The two teams have met 15 times dating back to the 1953 season, and have squared off 11 times in the last 12 years. Saturday's game marks the third straight season Tulane and Army have met on the gridiron.
- Last year's contest featured one of the most dramatic endings in the storied history of Army Football. Third-string quarterback Kevin Dunn engineered a 10-point fourth-quarter comeback that culminated in a 36-yard "Hail Mary" to Mike Wright on the final play of regulation. The PAT with no time left forced overtime, and the Black Knights went on to score a 20-17 win.

- Army is coming off a 21-17 loss at Texas A&M last Saturday in its first road trip of the season. The Black Knights had their best rushing game since 2005, racking up 280 yards on the ground. Sophomore QB **Chip Bowden** led the ground attack with career-high totals of 34 carries for 128 yards. It was the most rushing yards by an Army quarterback since the 1998 season. Army trailed 21-7, but scored the game's final 10 points. The Black Knights had the ball with less than seven minutes to go, but were stopped on 4th-and-3 with under four minutes left, allowing the Aggies to run out the clock. Sophomore LB **Stephen Anderson** made his first career start and responded with a career-best 10 tackles and 3.0 tackles for loss. Sophomore CB **Jordan Trimble** also had a career-best 10 tackles, while senior LB **Frank Scappaticci** had 10 tackles and an interception.

## WELCOME HOME

- Army senior C **Trey Miranne** returns to his hometown of New Orleans for the third time in his career.
- This season's match up will be extra special for the graduate of Jesuit High School. Miranne will be playing on the same field at Tad Gormley Stadium where he played during his scholastic career.

## WELCOME HOME - PART DEAUX

- Army head coach Stan Brock called New Orleans home for 13 seasons as a member of the New Orleans Saints (1980-92). Brock was the Saints' first round pick (12th overall) in 1980 and went on to play 186 games for New Orleans. He was inducted into the New Orleans Saints Hall of Fame in 1998 and was a unanimous choice for the Saints' All-40th Anniversary Team in 2006.

## AN ARMY WIN VERSUS TULANE WOULD ...

- Trim the Green Wave's advantage in the series to 8-7-1
- Be the Black Knights's second straight win against the Green Wave
- Be the first time Army beat the same opponent in consecutive seasons since knocking off Tulane in 2001 and 2002.
- Snap Army's 10-game losing streak.
- Avoid Army's first 0-5 start since 2005.
- Snap the Black Knights' 12-game losing streak away from West Point (last win: at Baylor, Sept. 23, 2006)
- Be the 635th win in the 119 seasons of Army football (634-444-51; .584).

## 2008 SCHEDULE & RESULTS

Date	Opponent	Stadium (Capacity)	Time/Att.	W/L	Score
Aug. 29	TEMPLE	Michie Stadium (40,000)	21,822	L	7-35
Sept. 6	NEW HAMPSHIRE	Michie Stadium (40,000)	25,762	L	10-28
Sept. 20	AKRON	Michie Stadium (40,000)	27,040	L	3-22
Sept. 27	at Texas A&M	Kyle Field (82,600)	84,090	L	17-21
Oct. 4	at Tulane	Tad Gormley Stadium (26,500)	3 p.m.	Cox Sports	
Oct. 11	EASTERN MICHIGAN	Michie Stadium (40,000)	1 p.m.	ESPN Classic	
Oct. 18	at Buffalo	UB Stadium (29,013)	3:30 p.m.		
Oct. 25	LOUISIANA TECH	Michie Stadium (40,000)	TBA	TBA	
Nov. 1	AIR FORCE	Michie Stadium (40,000)	TBA	TBA	
Nov. 8	at Rice	Rice Stadium (47,000)	3 p.m.		
Nov. 22	at Rutgers	Rutgers Stadium (43,500)	TBA	TBA	
Dec. 6	vs. Navy	Lincoln Financial Field (68,532)	12 p.m.	CBS	

### Home games in BOLD

All times Eastern and subject to change

## TELEVISION

**Network:** Cox Sports (Local)  
**Play-by-Play:** Sean Kelley  
**Color Analyst:** Ronny Rantz  
**Color Analyst:** Sean Temple

- Saturday's game is the first time this season the Black Knights will not be featured on national television.

## ARMY RADIO

### Army Sports Network

Flagship: WABC (770-AM, New York, N.Y.)  
Affiliates: WLNA (1420-AM, Peekskill, N.Y.); WGHQ (920-AM, Kingston, N.Y.); WBNR (1260-AM, Beacon, N.Y.)

**Play-by-Play:** John Minko  
**Color Analyst:** Dean Darling  
**Sideline:** Rich DeMarco  
**Program Host:** Bob Outer

- The 90-minute "Army Football Tailgate Show," hosted by Rich DeMarco and Bob Outer begins at 1 p.m. ET. Pre-game coverage starts at 2:30 p.m. ET

## SATELLITE RADIO

- The Army Sports Network game broadcast will be carried via Sirius Satellite Radio (channel 113) beginning at 3 p.m. ET.

## INTERNET STREAMING

- The entire Army Sports Network broadcast, including the "Army Football Tailgate Show," will be streamed live via ITT Knight Vision on [www.goARMYsports.com](http://www.goARMYsports.com) each week. Subscription fees apply.
- On Tuesdays of game weeks, Stan Brock's weekly press conference will be video streamed live on ITT Knight Vision. Wednesday's "This Week in Army Football," show will also be video streamed live. Both events are available only to ITT Knight Vision subscribers.

## LIVE STATS/GAME INFORMATION

**Live Statistics:** [www.tulanegreenwave.com](http://www.tulanegreenwave.com)  
**Postgame Quotes:** Army "A" Line (845) 938-ARMY  
**Army Game Day Central:** [www.goARMYsports.com](http://www.goARMYsports.com)

## COACHING MATCHUP

### ARMY HEAD COACH STAN BROCK

2nd Season at Army (3-13, .188)  
2nd Season Overall (3-13, .188)  
Record vs. Tulane: 1-0

### TULANE COACH BOB TOLEDO

2nd Season at Tulane (6-10, .375)  
15th Season Overall (84-78, .519)  
Record vs. Army: 0-1

**TALE OF THE TAPE**

ARMY	CATEGORY	TULANE
9.2	Scoring	22.0
26.5	Scoring Defense	21.2
204.8	Rushing	141.0
138.5	Rushing Defense	68.5
3.6	Avg./Rush	3.6
3	Rush TDs	5
21-44-2	Comp.-Att.-Int.	88-145-4
59.0	Passing	248.5
166.2	Passing Defense	176.8
1	Pass TDs	5
263.8	Total Offense	389.5
304.8	Total Defense	245.2
3.9	Tot. Off./Play	5.2
19.7	Kickoff Return Avg.	21.3
9.2	Punt Return Avg.	5.5
3	Interceptions By	4
34:40	Time of Possession	36:09
26-62 (42%)	3rd-Down Conv.	32-68 (47%)
3-9 (33%)	4th-Down Conv.	2-7 (29%)
3-14	Sacks By-Yards	15-98
3-3	Field Goals-Att.	6-9
4-4	PATs-Attempts	10-10

**NCAA RANKS**

ARMY	CATEGORY	TULANE
24th (204.75)	Rushing Off.	76th (141.00)
118th (59.00)	Passing Off.	37th (248.50)
116th (263.75)	Total Off.	48th (389.50)
118th (9.25)	Scoring Off.	85th (22.00)
65th (138.50)	Rushing Def.	9th (68.50)
105th (144.50)	Pass Effic. Def.	57th (115.32)
29th (304.75)	Total Def.	9th (245.25)
83rd (26.50)	Scoring Def.	51st (21.25)
70th (34.10)	Net Punting	118th (24.82)
64th (9.25)	Punt Returns	98th (5.50)
83rd (19.71)	Kickoff Returns	75th (20.21)
113th (-1.75)	TO Margin	31st (0.75)
24th (166.25)	Pass Def.	31st (176.75)
114th (91.16)	Pass Efficiency	64th (124.15)
113th (0.75)	Sacks	1st (4.00)
86th (5.00)	Tackles for Loss	t-43rd (6.00)
50th (1.50)	Sacks Allowed	35th (1.25)

**INDIVIDUALS (top 50)**

Army			
Carlo Sandiego	Punt Ret.	48th	8.57
<b>Tulane</b>			
Andre Anderson	Rushing	8th	122.50
	All-Purpose	26th	150.75
Logan Kelley	Sacks	t-6th	1.00
Kevin Moore	Total Off.	39th	243.50
Ross Thevenot	Field Goals	t-24th	1.50
Jeremy Williams	Rec./Game	t-36th	6.00
	Rec. Yds./G	31st	89.00
	KOR	t-43rd	24.38
	All-Purpose	35th	140.75

**TULANE IN 2008 (2-2, 1-1 C-USA)**

Sept. 6	at Alabama	L, 6-20
Sept. 13	EAST CAROLINA*	L, 24-28
Sept. 20	LOUISIANA-MONROE	W, 24-10
Sept. 25	SMU*	W, 34-27
<b>Oct. 4</b>	<b>ARMY</b>	<b>3 p.m.</b>
Oct. 11	at UTEP*	9 p.m.
Oct. 25	RICE*	3 p.m.
Nov. 1	at LSU	8 p.m.
Nov. 8	at Houston*	5 p.m.
Nov. 15	UAB*	3 p.m.
Nov. 22	at Tulsa*	3 p.m.
Nov. 29	at Memphis*	2 p.m.

**SCOUTING THE GREEN WAVE**

- After dropping its first two games, Tulane has bounced back under second-year coach Bob Toledo to earn victories in its last two outings. Saturday's game marks the Green Wave's fourth straight home contest. They have gone 2-1 in the first three outings, however the match up with the Black Knights will be played at Tad Gormley Stadium rather than the Louisiana Superdome.
- The Green Wave are coming off a 34-27 win versus SMU last Thursday night. Tulane led 31-7 at the half and hung on as the Mustangs scored 20 of the 23 points in the second half. The Green Wave racked up 474 yards of offense, including 220 on the ground. Andre Anderson accounted for 219 of those yards on 36 carries. Quarterback Kevin Moore was 19 of 24 for 254 yards, three touchdowns and one interception. The Green Wave offense held a decisive advantage in time of possession, holding the ball for 38:12. The Tulane defense limited SMU to 311 yards.
- Anderson is one of the country's top runners this season, averaging 122.5 yards per game on the ground, the eight-best average in the nation. He has accounted for four of the team's five rushing scores. Moore is averaging 246.8 yards a game through the air, completing 61.3 percent of his passes for five touchdowns and four interceptions. Jeremy Williams has been his favorite target with 24 catches for 356 yards and four touchdowns. Williams ranks among the nation's top 40 in both receptions per game (6.00) and receiving yards per game (89.00). Anderson is also a vital part of the passing game with 15 catches for 113 yards. Brian King has hauled in 12 balls for 152 yards. As a team, the Green Wave ranks 48th in the nation with 389.50 yards of offense per game. Tulane is scoring at a clip of 22.00 points per contest.
- The Green Wave defense boasts the fiercest pass rushes in the nation, averaging 4.0 sacks per contest. The unit ranks ninth in the country, allowing only 245.25 total yards per game and 68.5 yards per game on the ground. Corey Sonnier leads the Tulane defense with 24 tackles. Logan Kelley has been the squad's most frequent visitor in the opponents' backfield with 4.0 tackles for loss, all of which have been sacks. Josh Lumar, Evan Lee and Reggie Scott each have 2.0 sacks on the season. Charles Harris leads the secondary with 15 tackles, an interception and six pass breakups.
- Williams has been a key member of the special teams, averaging 24.4 yards per kick return, ranking among the top 50 in the nation. Casey Robottom and Dominique Dade handle the punt return duties, averaging 4.2 and 7.7 yards per game, respectively. Ross Thevenot has handled the all the kicking duties and the majority of the punting. He is averaging 46.6 yards per punt with five boots of more than 50 yards, including a 71-yarder. Thevenot is 6 for 9 on field goal attempts, with a long of 43 yards. He is averaging 62.2 yards per kickoff with two touchbacks.

**THE ARMY-TULANE SERIES**

- Tulane leads the all-time series with the Black Knights, 8-6-1. The first meeting between the two teams came back in 1953, a 0-0 tie in New Orleans.
- Seven of the 15 meetings came during Army's membership in Conference USA. The Green Wave won four of seven meetings with the Black Knights between 1998-2005.
- Army's 20-17 overtime victory last season at Michie Stadium snapped a three-game Tulane winning streak in the series.
- The Green Wave holds a 5-1-1 advantage in New Orleans. They earned a 42-28 win in Army's last trip during the 2006 season.

**Army vs. Tulane All-Time Results**

Date	Result	Location	Series Streak
Oct. 31, 1953	Army 0, Tulane 0	New Orleans, La.	Tie
Nov. 16, 1957	Army 20, Tulane 14	West Point, N.Y.	Army W1
Sept. 21, 1974	Tulane 31, Army 14	West Point, N.Y.	Tulane W1
Oct. 16, 1976	Tulane 23, Army 10	New Orleans, La.	Tulane W2
Oct. 19, 1996	Army 34, Tulane 10	West Point, N.Y.	Army W1
Oct. 4, 1997	Tulane 41, Army 0	New Orleans, La.	Tulane W1
Nov. 14, 1998	Tulane 49, Army 35	West Point, N.Y.	Tulane W2
Sept. 18, 1999	Tulane 48, Army 28	New Orleans, La.	Tulane W3
Oct. 21, 2000	Army 21, Tulane 17	West Point, N.Y.	Army W1
Oct. 27, 2001	Army 42, Tulane 35	West Point, N.Y.	Army W2
Nov. 16, 2002	Army 14, Tulane 10	New Orleans, La.	Army W3
Sept. 20, 2003	Tulane 50, Army 33	West Point, N.Y.	Tulane W1
Nov. 13, 2004	Tulane 45, Army 31	New Orleans, La.	Tulane W2
Oct. 28, 2006	Tulane 42, Army 28	New Orleans, La.	Tulane W3
Oct. 6, 2007	Army 20, Tulane 17 (OT)	West Point, N.Y.	Army W1

**ARMY AGAINST CONFERENCE USA**

- Saturday's game against Tulane is the first of two meetings with Conference USA programs this season for the Black Knights. Army will travel to Rice on Nov. 8.
- Army was a member of Conference USA from 1998-2004. The Black Knights posted a 7-36 record in their seven seasons as a member of the league.
- The Black Knights are 1-3 against C-USA schools since leaving the league. Army lost to Rice at home and Tulane on the road in 2006. Last season the Black Knights beat Tulane and lost to Tulsa at Michie Stadium.

**THE LAST MEETING - ARMY 20, TULANE 17 (OT); OCT. 6, 2007**

**WEST POINT, N.Y.** — Owen Tolson kicked a 25-yard field goal in overtime as Army scored the final 16 points and beat Tulane, 20-17, at Michie Stadium.

Army scored 13 points in the final 1:40 to force overtime. Tolson's split the uprights on the first possession of overtime and then watched as Tulane kicker Ross Thevenot was wide left on his attempt giving the Black Knights their second overtime win of the season.

Kevin Dunn, the Black Knights' No. 3 quarterback, put the game in overtime with a dramatic last-second pass. Dunn, who entered the game with less than six minutes remaining, connected with Mike Wright for a 36-yard score on the last play of regulation. Dunn scrambled, and then threw the ball deep into the end zone where it was tipped by a Tulane defender. Wright made a tremendous play to drag his feet and caught the carom. Adam DeMarco kicked the PAT to set up the extra session.

Dunn completed 6 of 7 passes for 80 yards and a score. Starting quarterback Carson Williams completed 15 of 21 attempts for 113 yards and a touchdown before being injured. Patrick Mealy rushed for 41 yards while Wright hauled in two passes for 63 yards. Jeremy Trimble had five receptions for 55 yards and a touchdown.

Tulane running back Matt Forte led all rushers with 32 carries for 202 yards and a pair of scores. Anthony Scelfo completed 16 of 25 passes for 154 yards. Forte caught five passes for 45 yards while Avery Williams had four receptions for 52 yards.

Safety Jordan Murray led the Black Knights with 11 tackles while linebacker Frank Scappaticci had 10 stops and forced a fumble. Adam Kwentua had two of five Tulane sacks and finished with three tackles. Joe Goosby had eight stops.

**GAME SUMMARY**

**SCORE BY QUARTERS**

	1st	2nd	3rd	4th	OT	Final
Tulane	0	10	7	0	0	17
Army	0	7	0	10	3	20

**SCORING SUMMARY**

Q	Time	Play	Score
2nd	11:28	TUL Matt Forte 2 yd run (Ross Thevenot kick), 12-80 4:58	0-7
	6:39	AR Jeremy Trimble 27 yd pass from Carson Williams (Adam DeMarco kick), 10-60-4:40	7-7
	0:19	TUL Ross Thevenot 46 yd field goal, 9-40 1:41	7-10
3rd	7:48	TUL Matt Forte 33 yd run (Ross Thevenot kick), 8-90 3:50	7-17
4th	1:40	AR Owen Tolson 36 yd field goal, 8-12 3:59	10-17
	0:00	AR Mike Wright 36 yd pass from Kevin Dunn (Adam DeMarco kick), 5-80 0:29	17-17
OT	15:00	AR Owen Tolson 25 yd field goal, 5-17 0:00	20-17

**TEAM STATISTICS**

	Tulane	Army
FIRST DOWNS	17	14
RUSHES-YARDS (NET)	45-247	37-47
PASSING YDS (NET)	154	193
Passes Att-Comp-Int	25-16-0	29-21-0
TOTAL OFFENSE PLAYS-YARDS	70-401	66-240
Fumble Returns-Yards	0-0	0-0
Punt Returns-Yards	5-31	3-47
Kickoff Returns-Yards	2-37	4-89
Interception Returns-Yards	0-0	0-0
Punts (Number-Avg)	7-41.1	8-45.0
Fumbles-Lost	1-1	1-0
Penalties-Yards	11-101	2-10
Possession Time	29:32	30:28
Third-Down Conversions	4 of 14	4 of 16
Fourth-Down Conversions	0 of 0	1 of 1
Red-Zone Scores-Chances	1-2	2-2
Sacks By: Number-Yards	5-37	1-9

**INDIVIDUAL STATISTICS**

**Rushing:** Tulane-Forte, Matt 32-202; Scelfo, Anthony 8-31; Anderson, Andre 4-14; Stephany, Jordan 1-0. **Army**-Mealy, Patrick 15-41; Viti, Mike 3-12; Mooney, Collin 2-8; McMahan, Wesley 2-7; Dunn, Kevin 3-6; Dace, Tony 5-5; Team 1-(2); Anderson, Corey 1-(3); Williams, Carson 5-(27).

**Passing:** Tulane-Scelfo, Anthony 16-25-0-154. **Army**-Williams, Carson 15-21-0-113; Dunn, Kevin 6-7-0-80; TEAM 0-1-0-0.

**Receiving:** Tulane-Forte, Matt 5-45; Williams, Jeremy 4-52; King, Brian 3-33; McKinney, Jeremy 2-13; Kessler, Justin 1-7; Batiste, Michael 1-4. **Army**-Trimble, Jeremy 5-55; Mealy, Patrick 4-9; Larson, Justin 3-27; Wright, Mike 2-63; Emerich, Elliott 2-12; Evans, Mike 1-17; Mooney, Collin 1-7; Dace, Tony 1-6; Viti, Mike 1-1; Anderson, Corey 1-(4).

**EXPLOSIVE PLAYS**

Army's top 10 longest plays of 2008 ...

**LONGEST PLAYS**

Player	Yds.	Type	Opp
Jameson Carter	59	Pass	UNH
Wesley McMahan	45	Rush	Akron
Patrick Mealy	39	KR	UNH
Patrick Mealy	29	KR	UNH
Carlo Sandiego	28	Pass	Temple
Tony Dace	28	Rush	Temple
Jameson Carter	26	KR	Akron
Jameson Carter	25	KR	Akron
Carlo Sandiego	25	KR	Temple
Jameson Carter	24	KR	Texas A&M

\*Touchdown

**LONG PLAYS BY THE NUMBERS**

Yards	No.	TD
100+	0	0
90-99	0	0
80-89	0	0
70-79	0	0
60-69	0	0
50-59	1	0
40-49	1	0
30-39	1	0
20-29	13	0

**LONG PLAYS BY TYPE**

	No.	TD
Rushing	2	0
Passing	2	0
Punt returns	1	0
Kick returns	11	0
Interceptions	0	0
Fumble returns	0	0
Other	0	0
<b>TOTAL</b>	<b>16</b>	<b>0</b>

**20-YARD PLUS BY PLAYER**

Player	No.	TD	R	P	KR	PR	IR	FR
Jameson Carter	7	0	0	1	6	0	0	0
Carlo Sandiego	4	0	0	1	2	1	0	0
Patrick Mealy	3	0	0	0	3	0	0	0
Wesley McMahan	1	0	1	0	0	0	0	0
Tony Dace	1	0	1	0	0	0	0	0
<b>Totals</b>	<b>16</b>	<b>0</b>	<b>2</b>	<b>2</b>	<b>11</b>	<b>1</b>	<b>0</b>	<b>0</b>

**FLIP YOU FOR IT**

• Tracking the coin tosses in 2007 ...

Opponent	Army W/L	Decision
Temple	W	Receive
New Hampshire	W	Receive
Akron	L	Receive
Texas A&M	L	Defer
Tulane		
Eastern Michigan		
Buffalo		
Louisiana Tech		
Air Force		
Rice		
Rutgers		
Navy		

**TRACKING ARMY'S OPPONENTS**



**TEMPLE (1-4, 0-2 MAC)**

**Last Game:** lost to W. Michigan, 7-3  
**This Week:** at Miami (Ohio) (10/4)  
**Next Game:** at C. Michigan (10/11)



**UNH (4-0, 1-0 CAA)**

**Last Game:** won at Dartmouth, 42-6  
**This Week:** Idle  
**Next Game:** William & Mary (10/4)



**AKRON (2-3, 0-1 MAC)**

**Last Game:** lost to Cincinnati, 17-15  
**This Week:** at Kent State (10/4)  
**Next Game:** Bowling Green (10/11)



**TEXAS A&M (2-2, 0-0 BIG 12)**

**Last Game:** def. Army, 21-17  
**This Week:** at Oklahoma St. (10/4)  
**Next Game:** Kansas St. (10/11)



**TULANE (2-2, 1-1 C-USA)**

**Last Game:** def. SMU, 34-27  
**This Week:** Army (10/4)  
**Next Game:** at UTEP (10/11)



**E. MICHIGAN (1-4, 0-2 MAC)**

**Last Game:** lost to N. Illinois, 37-0  
**This Week:** at Bowling Green (10/4)  
**Next Game:** at Army (10/11)



**BUFFALO (2-3, 1-1 MAC)**

**Last Game:** lost at C. Michigan, 27-25  
**This Week:** Idle  
**Next Game:** W. Michigan (10/11)



**LA. TECH (2-1, 0-0 WAC)**

**Last Game:** Idle  
**This Week:** at Boise State (10/1)  
**Next Game:** at Hawi'i (10/11)



**AIR FORCE (3-1, 1-1 MWC)**

**Last Game:** Idle  
**This Week:** Navy (10/4)  
**Next Game:** at San Diego St. (10/11)



**RICE (3-2, 2-0 C-USA)**

**Last Game:** def. North Texas, 77-20  
**This Week:** at Tulsa (10/4)  
**Next Game:** Southern Miss (10/18)



**RUTGERS (1-3, 0-0 BIG EAST)**

**Last Game:** def. Morgan St., 38-0  
**This Week:** at West Virginia (10/4)  
**Next Game:** at Cincinnati (10/11)



**NAVY (3-2)**

**Last Game:** won at Wake Forest, 24-17  
**This Week:** at Air Force (10/4)  
**Next Game:** Pittsburgh (10/18)

**ON THE ROAD AGAIN**

- Saturday's game is the second of three road games in four weeks for the Black Knights. After opening the season with three straight home games, Army plays six of its last nine outside Michie Stadium, including the 109th Army-Navy Classic in Philadelphia.
- The Black Knights were winless away from West Point last season, going 0-5 on the road and 0-2 in neutral site contests (vs. Akron in Cleveland; vs. Navy in Baltimore).
- Army's last road win came on Sept. 23, 2006 at Baylor when the Black Knights earned a 27-20 overtime victory. Army has lost 12 straight away from home since (0-9 away, 0-3 neutral).

**KEEP AN EYE ON THIS**

- It will be strength on strenght on strength whenever the Black Knights have the ball on Saturday versus Tulane. Army ranks 24th in the nation in rushing, posting 204.75 yards per game. On the flip side, the Green Wave defense is the ninth-best unit in the country at stopping the run, allowing a paltry 68.50 yards per game.
- Army has rushed for at least 160 yards in each of its games this season. Tulane has not allowed a team to reach the century mark in any of its first four games. Alabama came the closest in the season opener with 99 yards on 26 carries.
- Neither team is interested in giving up the ball to the other team. Army ranks fourth in the nation in time of possession at 34:40 per game, while the Green Wave lead the country with an average TOP of 36:09.

**GRIND IT OUT**

- As expected with the change to the option, Army has been predominantly run-oriented. The Black Knights are averaging 56.5 rushing attempts per game, compared with only 11 passes per contest. Last season, Army was nearly 50-50 with 400 runs (33.3/game) and 380 passes thrown (31.7/game).
- Army's 56.5 rushing attempts per game ranks second in the nation. The Black Knights are one of five teams to average more than 50 rushing attempts per game. Air Force leads the country at 63.0 running plays per contest.
- Army's 65 rushing attempts versus Temple were the most since the 1999 New Mexico State contest when the Black Knights used the run 66 times. That was the last season Army used the option as its base offense prior to 2008.
- The Black Knights attempted only five passes, completing one for a gain of four yards. It was the fewest number of pass attempts since throwing only four times against Ball State on Sept. 25, 1999. It was the fewest completions since connecting on one of three attempts against Houston on Oct. 10, 1998. It was the fewest number of passing yards since the Navy game in 1997 (Dec. 6) when the lone Army completion went for three yards. The last time the Black Knights did not complete a pass in a game was on Oct. 25, 1997 versus Colgate (0-4).

**UTILIZING THE RUN**

Team	G	Rush	Avg.
Air Force	4	252	63.0
<b>Army</b>	<b>4</b>	<b>226</b>	<b>56.5</b>
Navy	5	273	54.6
Oklahoma State	4	211	52.8
Nevada	4	202	50.5

**RUN IT LIKE IT'S 1999**

- Army's 280 yards on the ground at Texas A&M represented the Black Knights' best rushing game since gaining 300 yards versus Arkansas State on Nov. 19, 2005.
- Through the first four games of 2008, Army's rushing attack has improved dramatically in the new option-based offense. The Black Knights are 24th in the nation, averaging 204.75 yards per game on the ground. Last season, Army finished 111th in the nation last season with 87.42 rushing yards per game.
- Army has not averaged 200 yards on the ground for an entire season since the 1999 squad put up 265 yards per game via the rush. That was the last season of Army's wishbone option offense that helped the Black Knights to four bowl games from 1985-96. The next season, Army installed a pro style offense which it ran until this season.
- Army has run for at least 160 yards in all four of its games this season. It is the first time the Black Knights have had that many yards in at least three consecutive outings since the 2004 team did it four times (284 vs. Cincinnati; 242 vs. USF; 195 vs. East Carolina; 243 vs. Air Force).
- The Black Knights' best rushing season between 2000 and 2007 was the 2004 campaign. Army averaged just more than 175 yards per game on the ground that season. Twice during the "pro style" era, Army averaged less than 100 rushing yards per game (2003, 2007).
- Army's highest finish in the national rushing rankings between 2000 and 2007 was 36th in 2004. The Black Knights finished 60th or lower four times during that span.

### FUMBLE BUG BITES AGAIN

- Texas A&M scored its go-ahead touchdown with only seven seconds left in the half when Paul Sweeney scooped up an Army fumble and rumbled 58 yards for a touchdown that gave the Aggies a 14-7 lead they would never relinquish. It was the third time this season that a Black Knight opponent has returned a fumble for a touchdown (Temple, New Hampshire).
- Fumbles have particularly been a problem for Army. The Black Knights have lost 11 fumbles in only four games, including four versus Akron. No team in the nation has lost as many fumbles as Army. Wyoming is next on the list with nine.
- Army is -7 in the turnover ratio category through the first four weeks of the campaign. The Black Knights have turned the ball over 13 times, while collecting six takeaways.
- The good news from College Station was that the first-half turnover was the Black Knights only one of the game. It was the first time this season that Army did not commit at least three miscues.
- The first four opponents have turned Army's miscues into a total of 51 points. That accounts for 48.1 percent of the points allowed by the Black Knights. Akron scored 16 of its 22 points on possessions following an Army turnover.
- Since the start of 2006, the Black Knights have posted a 2-16 record when on the wrong end of the turnover battle. In that span, the Black Knights are 3-2 when on the plus-side of the turnover ratio and 1-4 record when the turnover margin was even.

#### SUDDEN CHANGES

A breakdown of both Army's and its opponents scoring off turnovers in 2008.

Army					
Takeaways	TDs	FG	Pts.	% of pts. scored	
6	0	0	0	0.0	
Opponents					
Takeaways	TDs	FG	Pts.	% of pts. scored	
13	7	1	51	48.1	

### CADETS ON THE MARCH

- Army utilized its option attack to put together three lengthy scoring drives at Texas A&M. The Black Knights ran at least eight plays, covering a minimum of 71 yards and taking at least 4:03 off the clock on all three of its scoring marches (2 TD, 1 FG).
- All four of the Black Knights' touchdown drives this season have gone at least 71 yards.
- The Black Knights' first touchdown drive versus the Aggies covered 84 yards in eight plays. It was Army's longest scoring drive in terms of yardage since going 94 yards in only 23 seconds last season against Tulsa.
- Army's second scoring drive that culminated in a 24-yard field goal by Matthew Campbell, covered 71 yards in 17 plays and took 8:16 off the third-quarter clock. It was the longest drive of the year in terms of plays and time of possession. It was Army's longest possession since an 8:48 drive against Tulane on Oct. 28, 2006 that resulted in an Austin Miller 25-yard field goal. It was the most number of plays run on a Black Knights' scoring drive since using 17 snaps against Air Force on Nov. 8, 2003 that culminated in a Anthony Zurisko field goal from 22 yards out.

#### DRIVING FOR DISTANCE

##### 2008 Army Long Drives

Opponent	Plays	Yards	TOP	Result
Texas A&M	8	84	4:03	TD
Temple	14	78	7:25	TD
New Hampshire	6	77	3:03	TD
Texas A&M	13	74	6:09	TD
Akron	12	73	6:25	Fumble
Texas A&M	17	71	8:16	FG

### KEEP THE CHAIN GANG WORKING

- After converting on third down only 26 percent of the time last season, the Black Knights have been successful on 26 of 62 third downs through the first four games, a 41.9 percent success rate. Last season, Army converted on third down more than 40 percent in just one of its 12 games (45.5 vs. Central Michigan). The Black Knights have already topped that, converting 44.4 percent (8-18) vs. Temple and 58.8 percent (10-17) at Texas A&M.
- The Black Knights 58.8 percent success rate against the Aggies was its highest since successfully converting 78.6 percent (11-14) against VMI on Oct. 7, 2006.
- Army had its worst third-down day of the season against Akron. The Black Knights were just 2 of 11 versus the Zips. Both teams struggled to move the chains, going a combined 3 for 20.
- As was the case in 2007, first down is a big key to the Black Knights success on third down. On 51 occasions, Army has gained at least four yards on first down. Not counting goal line or end of the game situations, the Black Knights gained at least one more first down on 44 of those sets of downs (86.3 percent). Army has gained less than four yards 52 times and was able to move the chains at least one more time only 25 times (48.1 percent).

#### BREAKING DOWN THIRD DOWN

Third down and ...	Conv.	Att.	Pct.
3-or-less yards to go	14	21	.667
4-6 yards to go	9	20	.450
7-or-more yards to go	3	21	.143
<b>Totals</b>	<b>26</b>	<b>62</b>	<b>.419</b>

### MONEY MEN

Money plays are defined as plays resulting in first down or a touchdown.

MONEY RUSHERS (leaders)	1st	TD	No.	Att.
Chip Bowden	17	0	17	65
Collin Mooney	12	0	12	65
Bryson Carl	5	0	5	14
Tony Dace	2	2	4	15
Patrick Mealy	3	1	4	12
Carson Williams	3	0	3	17
Wesley McMahan	3	0	3	9
Geoffrey Hewitt	1	0	1	5
Carlo Sandiego	1	0	1	6

MONEY RECEIVERS	1st	TD	No.	Rec.
Jameson Carter	5	0	5	7
Carlo Sandiego	3	0	3	4
Mike Wright	2	0	2	3
Damion Hunter	2	0	2	2
Jamison Maehler	1	0	1	1
Mike Evans	0	1	1	1

1st DOWN - RUSH	1st	TD	No.	Att.
Collin Mooney	4	0	4	29
Tony Dace	1	2	3	9
Bryson Carl	2	0	2	7
Chip Bowden	1	0	1	28
Geoffrey Hewitt	1	0	1	3

1st DOWN - REC.	1st	TD	No.	Rec.
Jameson Carter	2	0	2	4
Carlo Sandiego	1	0	1	2

2nd DOWN - RUSH	1st	TD	No.	Att.
Chip Bowden	11	0	11	28
Wesley McMahan	2	0	2	6
Collin Mooney	1	0	1	16
Bryson Carl	1	0	1	4
Patrick Mealy	1	0	1	6
Carlo Sandiego	1	0	1	3

2nd DOWN - REC.	1st	TD	No.	Rec.
Mike Wright	2	0	2	2
Damion Hunter	1	0	1	1
Jameson Carter	1	0	1	1

3rd DOWN - RUSH	1st	TD	No.	Att.
Collin Mooney	6	0	6	17
Chip Bowden	5	0	5	9
Patrick Mealy	2	1	3	3
Bryson Carl	2	0	2	3
Carson Williams	1	0	1	2

3rd DOWN - REC.	1st	TD	No.	Rec.
Carlo Sandiego	2	0	2	2
Jameson Carter	2	0	2	2
Damion Hunter	1	0	1	1
Jamison Maehler	1	0	1	1
Mike Evans	0	1	1	1

4th DOWN - RUSH	1st	TD	No.	Att.
Carson Williams	2	0	2	2
Collin Mooney	1	0	1	3

4th DOWN - REC.	1st	TD	No.	Rec.
None				

**PRONUNCIATION GUIDE**

Antuan Aaron – AN-twan  
 DC Adamic – Ad-UM-ick  
 Jake Arbanas – Ar-BAN-us  
 Matt Arent – AIR-ent  
 Stanton Bachus – BACK-us  
 Tom Balough – BAY-low  
 Ernie Bernal – Ber-NALL (rhymes with ball)  
 Jacob Bohn – BOONE  
 Tanner Boucher – BOO-shay  
 Chip Bowden – BOW-den (as in cow)  
 Jeff Caraccio – Cuh-ROTCH-ee-OH  
 Broghan Carnes – BRO-gan CARNS (rhymes with Barns)  
 James Cashion – CASH-un (rhymes with fashion)  
 Frank Ceva – SEE-vuh  
 Dominick Cinotto – Sin-NOT-oh  
 Vince Comasco – Co-MAH-sko  
 Jean Pierre Cooper – ZHAN (French pronunciation, not JEEN)  
 Matt Coulthard – COLE-third  
 Andrew DiEugenio – DEE-you-gee-nee-oh  
 Kingsley Ehie – AAY-hee (first part rhymes with day)  
 Derek Eling – EE-ling  
 Nick Emmons – EM-uns  
 Steve Erzinger – Ur-ZING-ur  
 Matt Feiden – FI-den  
 Jack Finan – FY-nin  
 Don Gbaanador – BAN-uh-door  
 Walton Gouldin – GOLD-en  
 Carson Homme – HOMM-ee  
 Tim Horan – Ho-RAN  
 Zachary Joanos – JO-an-us  
 David/Robert Kava – KAH-vuh  
 Jay Kazen – KAY-zun  
 Josh Kornmann – CORN-mun  
 Andrew Krumwied – KRUM-weed  
 David Labensky – Lah-BEN-skee  
 Corey Laufasa – Lau-FAW-suh  
 Edgard Lliso – Ed-GARD LEE-so  
 Joe LeForte – Luh-FORT  
 Evan Leitch – LEETCH  
 Dean Lisante – Liss-ONT-ay  
 Jamison Maehler – JAY-miss-un MAY-ler  
 Jeremy Maness – MAN-iss  
 Bradley Marren – MARE-en  
 Wesley McMahan – MACK-mah-hand  
 Patrick Mealy – MEAL-ee  
 Anees Merzi – ah-NEESE MER-zee  
 Trey Miranne – MIR-ann  
 Jamal Olatunde – Oh-luh-TUN-day  
 Joe Paolini – PAY-oh-lee-nee  
 Markenson Pierre – PEE-air  
 John Plumstead – PLUM-sted  
 Joe Poropatic – POOR-oh-PAT-ick  
 Chase Prasnicky – Prass-NICK-ee  
 Bill Prosko – PRAH-sko  
 Jimmy Reitter – RY-tur (rhymes with writer)  
 Ross Richert – RICH-ert  
 Erik Robichaud – ROBE-ish-AUD  
 Jason Rothamel – ROTH-am-ell  
 Nicholas Sabellico – Sah-BELL-ic-co  
 Frank Scappaticci – Scap-uh-TEE-see  
 Justin Schaaf – SHAWF  
 Andre Shinda – SHIN-duh  
 Ian Smith – Eye-AWN  
 David Sprague – SPREGG  
 Kyle Stancombe – STAN-comb (rhymes with rome)  
 Jacob Stucky – STEW-kee  
 Victor Ugenyi – You-GINN-ee (like the country New Guinea)  
 Ali Villanueva – Ah-LEE VILLA-new-wave-uh  
 Kolin Walk – CALL-in  
 John Wasniewski – Waz-NEW-ski  
 Bryant Watrous – WHAT-truss  
 Mikel Weich – MIKE-ull WHYKTE  
 Adam Wilde – WILL-dee  
 CeDarius Williams – Si-DAIR-ee-ous  
 Samuel Zelinskas – ZELL-in-SKUSS

**CLOCK WATCHING**

- Through the first four games, Army has had the ball for 138:40 of possible 240 minutes. Army's 34:40 time of possession average is fourth in the nation.
- The Black Knights option attack held the ball for 37:05 of the season opener against Temple. It was Army's largest time of possession advantage since having the ball for 37:38 versus Louisville in 2000.
- Army has run 270 offensive plays through four games compared with 218 snaps by its opponents. Through the first four games of last season, the Black Knights were on the short end of a 284-268 play differential.
- Akron is the only team thus far to hold a time of possession advantage versus the Black Knights. The Zips had the ball for 30:13, running 62 plays compared with Army's 61.
- The opposition has taken advantage of big plays to produce more points despite fewer plays. Army has four plays of 20-or-more yards from scrimmage this season, none of which are touchdowns. Opponents have 12 plays of 20-plus yards, including three touchdowns. Army's foes have also scored on two kickoff returns and three fumble returns.
- Since the start of 2005, the Black Knights are 7-17 when holding the ball more than its opponent and 3-12 when on the short end of the possession clock.

**SECOND HALF SURGE**

- Army outscored Texas A&M, 10-7, in the second half of last week's game. Entering the contest, Army has scored just seven points after halftime through the first three games. Patrick Mealy's touchdown run with 8:46 left in the game represented the Black Knights' first fourth-quarter points of the season. Matthew Campbell's field goal in the third quarter was the first second-half scoring play for the Black Knights since Tony Dace's 1-yard touchdown run versus Temple in the opener.
- Army's second-half points marked only the third time the Black Knights have scored after halftime in the last nine games.
- The Black Knights have shown flashes of second half success. Last season, they posted 16 points after halftime in the win against Temple and scored 10 points in the fourth quarter to force overtime in the victory versus Tulane.
- Since the start of last season, Army's opponents have outscored the Black Knights 179-92 in the third and fourth quarter.
- After registering only three victories when trailing at the half from 2002-06, the Black Knights made two second-half comebacks in 2007. Army was behind 7-0 to Rhode Island at halftime, but was able to rebound and come away with the 14-7 victory in overtime. Tulane led the Black Knights, 10-7, at the break and 17-7 in the fourth quarter, but Army rallied to force overtime and take a 20-17 win.

**ARMY AT HALFTIME (SINCE 2002)**

Army ahead at the half .....	6-4
Army tied at the half.....	2-7
Army behind at the half .....	5-52

**NEARLY FLAG FREE**

- Army has committed only 15 penalties for 163 yards in the first four games. Army is tied for 10 in the country in fewest penalties per game (3.75), and 26th in fewest penalty yards per game (40.75).
- During the last two seasons, Army has been one of the least penalized teams in the nation. Last season, the Black Knights tied with Navy for the title of least penalized team in the nation, drawing only 4.0 flags per game. The Black Knights were second in the nation, amassing only 31.25 penalty yards per game.
- In 2006, Army ranked ninth nationally with its average of 4.71 penalties per game. The Black Knights also ranked 14th nationally in penalty yards per contest, averaging just 37.25 penalty yards per game.

**QUICK FACTS**

	Army	Tulane
Location .....	West Point, N.Y.	New Orleans, La.
Enrollment .....	4,400	10,606
Conference .....	Independent	Conference USA (West Division)
Stadium .....	Michie Stadium (40,000)	Louisiana Superdome (69,703)
Athletic Director.....	Kevin Anderson	Rick Dickson
Head Coach .....	Stan Brock	Bob Toledo
Years at School.....	2nd Season	2nd Season
Record at School.....	3-13	6-10
Years Overall.....	2nd Season	15th Season
Record Overall .....	3-13	84-78
Offense .....	Multiple Option	Multiple
Defense.....	4-3	Multiple

**INSIDE THE SCORING DEFENSE NUMBERS**

- A quick glance at the stat sheet shows the Black Knights allowing 26.5 points per contest, which ranks tied for 83rd in the nation, and 14 touchdowns.
- However, upon further investigation, the Army defense has yielded only 71 of those points for a 17.8 points per game average. That figure would rank 34th in the nation according to this week's NCAA statistics.
- Nine of the 14 opponent touchdowns have come with the defense on the field. Of those nine scores, twice opponents took possession inside the Army 30-yard line following a turnover.

OPPONENTS NON-OFFENSIVE SCORES	
Temple	98-yard kickoff return
Temple	18-yard fumble return
New Hampshire	87-yard kickoff return
New Hampshire	22-yard fumble recovery
Texas A&M	58-yard fumble recovery
<b>Totals</b>	<b>5 of 14 opponent TDs</b>

**CODE RED**

- Army's opponents have scored on 9 of 12 trips into the red zone this season, however, only six of those scores have been touchdowns. In the last two weeks, the Black Knights have limited Akron and Texas A&M to only two touchdowns on seven red-zone trips.
- Army's overall red-zone defensive rate of 0.75 ranks tied for 39th best in the nation. The Black Knights are one of 45 teams in the country to have allowed a touchdown on 50 percent or fewer of their opponents trips inside the 20-yard line.

**RESTRICTED MOVEMENT**

- Army allowed only 250 yards of offense in its season opener versus Temple. It was the lowest offensive output by a Black Knight opponent since Wake Forest managed only 213 yards last season.
- The Temple game marked the seventh time since the start of 2000 that Army held its opponent to 250 yards or less of total offense. Army is 4-3 in those seven outings.
- The Army defense has shown a massive improvement in its total defense average from last season. Through the first four games of 2008, Army ranks 29th in the nation, allowing 304.75 yards per game. The Black Knights have held two of their four foes to less than 300 yards. In 12 games during the 2007 season, Army kept opponents under 300 yards a total of three times, allowing 400-or-more yards on eight occasions. The Black Knights ranked 89th in the nation a year ago, giving up 423.5 yards per game.

KEEPING OPPONENTS DOWN (SINCE 2000)			
Opponent	Year	Total Off.	Res.
VMI	2006	191	W
Tulane	2002	198	W
Wake Forest	2007	213	L
Iowa State	2005	229	L
Akron	2005	232	W
Navy	2001	239	W
Temple	2008	250	L

**2008 RECORD BREAKDOWN**

at home.....	0-3
on the road .....	0-1
at neutral sites .....	0-0
versus ranked opponents.....	0-0
in day games (before 6 p.m start).....	0-3
in night games (6 p.m. or later).....	0-1
on grass .....	0-1
on artificial surface .....	0-3

**2008 QUICKIE STATS**

Army's record when ...	
Leading at the half.....	0 0
Trailing at the half .....	0 4
Tied at the half .....	0 0
Leading after three quarters .....	0 0
Trailing after three quarters .....	0 4
Tied after three quarters .....	0 0
Scoring first.....	0 1
Opponent scores first.....	0 3
Running more plays than opponent .....	0 3
Opponent runs more plays .....	0 1
Committing more turnovers.....	0 3
Opponent commits more turnovers.....	0 0
Turnovers are equal .....	0 1
Committing at least two turnovers.....	0 3
Committing less than two turnovers.....	0 1
Winning time of possession battle.....	0 3
Opponent has more time of possession .....	0 1
Running at least 70 offensive plays .....	0 2
Running less than 70 offensive plays.....	0 2
Rushing for 150-or-more yards .....	0 3
Rushing for less than 150 yards .....	0 1
Passing for 200-or-more yards .....	0 0
Passing for less than 200 yards .....	0 4
Opponent rushes for 150-or-more yards .....	0 2
Opponent rushes for less than 150 yards.....	0 2
Opponent passes for 200-or-more yards .....	0 1
Opponent passes for less than 200 yards .....	0 3
Gaining more yards than opponent .....	0 1
Opponent gains more yards .....	0 3

**HEAD COACH STAN BROCK**



When Bobby Ross informed officials at the United States Military Academy of his decision to retire from coaching, Academy leadership wasted little time identifying the veteran field boss' successor.

On the same day in which Ross officially announced that he was leaving the coaching sidelines, United States Military Academy Superintendent Lt. Gen. Franklin L. Hagenbeck and Director of Athletics Kevin Anderson introduced Stan Brock as the Black Knights' new head football coach.

Brock, who served as an assistant on Ross' staff each of the previous three years, was named the 35th head coach in the history of the intercollegiate football program at West Point on Jan. 29, 2007.

A member of Ross' original staff at the Academy, Brock guided Army's offensive linemen from 2004-06 and carries the experience of 16 years as a standout lineman in the National Football League.

Brock played 13 seasons with the NFL's New Orleans Saints (1980-92) after he was selected in the first round of the 1980 NFL Draft as the 12th overall selection. He was an All-Rookie choice in 1980 and went on to play in 186 games for New Orleans. Brock was inducted into the New Orleans Saints Hall of Fame in 1998 and was a unanimous choice for the Saints' All-40th Anniversary Team in 2006.

Brock closed out his playing career with three seasons as the co-captain of the Chargers (1993-95) under Ross, including a berth in Super Bowl XXIX versus the San Francisco 49ers.

Brock, 49, was a four-year letterman at Colorado. Once referred to as the best pass blocker in college football by Buffaloes' head coach Chuck Fairbanks, Brock earned first team All-Big Eight Conference honors as a senior and played in the Senior Bowl and Hula Bowl.

Prior to joining Ross at Army, Brock served as the first head coach of the Los Angeles Avengers of the Arena Football League (2000-01). Prior to that two-year run, Brock spent three seasons as the head coach of the AFL's Portland Forest Dragons (1997-99).

**PERSONAL**

- **Full Name:** Stanley James Brock
- **Hometown:** Portland, Ore.
- **Date of Birth:** June 8, 1958
- **Age:** 49
- **Education:** University of Colorado (1976-80)
- **Family:** Wife, Lori; daughters, Sarah, Jessica, Rachel, Emily

**HEAD COACHING BACKGROUND**

- 2007- Head Coach**  
**Army Black Knights (3-11, .214)**  
 2007: 3-9  
 2008: 0-4
- 2000-01 Head Coach/Director of FB Ops.**  
**L.A. Avengers (AFL) (8-20, .286)**  
 2001: 5-9  
 2000: 3-11
- 1997-99 Head Coach**  
**Portland Forest Dragons (AFL) (12-24, .333)**  
 1999: 7-7  
 1998: 4-10  
 1997: 1-7 (coached last eight games of season)

**THE ARMY COACHES**

**ON THE SIDELINE**



**STAN BROCK**  
HEAD COACH



**WALLY AKE**  
CORNERBACKS



**DAN BARANIK**  
WIDE RECEIVERS



**CLARENCE HOLMES**  
DEF. LINE



**ROBERT LYLES**  
LINEBACKERS



**GARY MILLER**  
SPECIAL TEAMS



**JOHN TICE**  
OFF. LINE



**ADAM WAUGH**  
SAFETIES



**TUCKER WAUGH**  
RUNNING BACKS

**IN THE BOOTH**



**TONY COAXUM**  
LINEBACKERS



**JOHN MISCIAGNA**  
TIGHT ENDS



**JOHN MUMFORD**  
DEF. COORD./DL



**SAGA TUIELE**  
OFF. LINE



**TIM WALSH**  
OFF. COORD./QB

**CREATING TURNOVERS KEYS IN ARMY SUCCESS**

- Army's five takeaways last season against Temple (2 INT, 3 FR) were the most since Oct. 9, 2004 versus Cincinnati when the Black Knights' defense recovered four fumbles and intercepted one pass in a 48-29 win.
- Army has forced at least one turnover in its last four victories and lost its last four games when not taking the ball from its opponent (Navy, 2007; Akron, 2007; UConn, 2006; Rice, 2006). The last time the Black Knights did not have a takeaway in a win was 2006 at Baylor.

**RUN STOPPERS**

- The Black Knights limited Temple to only 84 yards on the ground in the season opener. It was the first time since holding Baylor to 62 rushing yards in 2006 that an opponent did not reach the 100-yard mark versus Army.
- Since the start of the 2000 season, Army has kept opponents under the century mark on eight occasions. Despite losing the last two times, the Black Knights have split those eight contests.
- Army has not held consecutive opponents to less than 100 yards since Ball State (93) and East Carolina (52) in 1999.

**BELOW THE CENTURY MARK (SINCE 2000)**

Opponent	Year	Rush Yds.	Res.
Temple	2008	84	L
Baylor	2006	62	L
Massachusetts	2005	62	W
Akron	2005	44	W
Iowa State	2005	71	L
Tulane	2002	26	W
UAB	2002	56	L
Navy	2001	97	W

**THE MAGIC NUMBER**

- Army held opponents to 17-or-fewer points twice last season — victories versus Rhode Island and Tulane.
- The Black Knights have won their last four games when an opponent scores 17-or-fewer points. Since the start of the 1996 season, Army is 18-4 when the opponent tallies 17 or less. In that same span, the Black Knights are 16-92 when opposing teams tally 18-or-more points.

**OTHER WAYS TO SCORE**

- While opponents have found the end zone on special teams and defense five times this season, the Black Knights are still searching for their first non-offensive touchdown. The Army defense and special teams helped out the offense quite a bit in 2007, scoring a combined six touchdowns in 12 games. Three of those six touchdowns came against Temple, including a punt return, a kickoff return (on the opening kick) and a fumble recovery.
- It was the first time since Sept. 17, 1960 against Buffalo that the Black Knights scored two special teams touchdowns in the same game and marked the first time since Sept. 21, 1963 against Boston University that an Army squad scored a touchdown on offense, defense and special teams in the same game.
- Army has scored 15 non-offensive touchdowns since 2003, posting at least two every season.

**Army Non-Offensive Touchdowns Since 2003**

Josh Mitchell 65-yard interception return	Rutgers	11/9/07
Jeremy Trimble 85-yard punt return	Temple	9/29/07
Jordan Murray 0-yard fumble recovery	Temple	9/29/07
Corey Anderson 88-yard kickoff return	Temple	9/29/07
Brian Chmura 11-yard interception return	Boston College	9/22/07
Peter Anderson 0-yard blocked punt return	Akron	9/1/07
Jeremy Trimble 76-yard punt return	VMI	10/7/06
Jeremy Trimble 59-yard punt return	Baylor	9/23/06
Scott Wesley 97-yard kickoff return	Tulane	11/13/04
Dwight Blackledge 69-yard kickoff return	East Carolina	10/30/04
Jonathan Lewis 0-yard fumble recovery	Cincinnati	10/9/04
Brian Hill 79-yard interception return	Hawai'i	11/22/03
Curt Daniels 3-yard blocked punt return	Cincinnati	10/25/03
Brian Hill 33-yard interception return	Louisville	10/11/03
Raymond Stith 63-yard punt return	Connecticut	9/6/03

**THOUGHTS ON TEXAS A&M**

"I was real proud of our kids today from start to finish. We had a great week of practice and we played the way we know how to play. We got out-scored; that's the only negative. There are a lot of positives that came out of this. The turnover before half was big. We would have liked to have had that one back. Our goal was to win the turnover battle today. They had one for seven (points) and we had an interception. Chip (Bowden) is a tough kid and works very hard. He has a lot of room to improve and that's the beauty of it. I'm proud of the way we played and we can continue to get better."

- Army head coach Stan Brock

### BLACK KNIGHTS NAME CAPTAINS FOR 2008

- After nearly three weeks of preseason camp, the Army Football team selected seniors **Collin Mooney**, **John Plumstead**, **Frank Scappaticci** and **Mike Wright** as its 2008 captains. The decision was announced on Tuesday, Aug. 19 by head coach Stan Brock after a team-wide vote. Until this season, captains were traditionally chosen in the spring, but Brock wanted the players to go through spring drills plus the majority of preseason practice in order to better determine who the team leaders were.
- Mooney, a fullback, and Wright, a wide receiver, will represent the offense. The two defensive captains line up beside each other in the Black Knights' linebacking corps. Plumstead plays the strong-side position, while Scappaticci patrols the middle of the field.

### ARMY HELMETS GO OLD SCHOOL



- In addition to the changes at Michie Stadium, Army fans will also notice a new addition to the Black Knights' uniforms. The familiar gold helmets will feature numbers on each side for the 2008 season.
- The look is not entirely new. Army utilized black numbers on gold helmets from 1959 through 1971.

### MAKING THEIR DEBUT

- Army had six players make their first career start in the season opener versus Temple. Offensively, only two players were making their debut with the first unit — senior FB **Collin Mooney** and junior OT **Ali Villanueva**. Four players made their initial start on defense, including three of the four starting defensive backs. Sophomore LB **Josh McNary** joined junior DB **Mario Hill**, sophomore DB **Donovan Travis** and sophomore DB **Jordan Trimble** on the first defense versus the Owls.
- A seventh player made his debut in the starting lineup versus Akron junior RB **Justin Turner** made his first collegiate appearance as a member of the first unit against the Zips.
- Three players debuted with the first unit at Texas A&M running, the Black Knights' total to 10 first-time starters in 2008. Sophomore LB **Stephen Anderson**, sophomore QB **Chip Bowden** and junior WR **Damion Hunter** all made their first career starts versus the Aggies.

### COACHING STAFF CONTINUITY

- After several staff changes in 2007 following the departure of former head coach Bobby Ross, the Army coaching staff remains the same from last season. In 2007, Stan Brock's first as head coach, the staff had four new faces.
- Army has nine coaches that are in at least their fourth season at the Academy, including Brock who was the offensive line coach from 2004-06 and running backs' coach Tucker Waugh who was at the Academy for five seasons before leaving for Stanford. Waugh returned to West Point for the 2007 campaign.

### BLACK KNIGHT BROTHERS

- The 2008 Black Knights' roster features four sets of brothers — **Fritz and Ted Bentler** (Bettendorf, Iowa), **Ben and Marc Johnson** (West Point, N.Y.), **David and Robert Kava** (Malaieimi, American Samoa), and **Andrew and Charlie McDonald** (Russell, Ohio).
- Of the four sets of siblings, the Bentler brothers will see the field at the same time. Both started against Akron, Ted at defensive tackle and Fritz at defensive end. Ted has one year of eligibility remaining after transferring from the University of Iowa. He lettered for the Hawkeyes in 2005 as a redshirt freshman, appearing in seven games, including the Outback Bowl opposite Florida. Fritz, also a junior, is expected to be a major contributor along the defensive front this season.
- Ted Bentler first became interested in attending West Point when Army's coaches began recruiting his younger brother, Fritz, to West Point. After reading some literature on the Academy, Ted felt moved to join his younger brother as a member of West Point's Class of 2010.
- The McDonalds and the Kavas also line up on the defensive side of the ball. Charlie McDonald is a senior linebacker, while Andrew is a sophomore defensive end. David Kava is a senior defensive tackle, while younger brother Robert is a plebe defensive end.
- The Johnson brothers are no strangers to Army Football having lived at West Point for three years while their father, a major in the U.S. Army, has taught in the math department at the Academy. Both attended James I. O'Neill High School in Highland Falls after moving to West Point from Monterey, Calif. Marc is a 2007 graduate of O'Neill and attended Binghamton University for one year before enrolling at West Point as a plebe this year. Ben graduated from O'Neill in 2008 and enrolled directly from high school.
- The Army coaching staff also features a set of siblings in running backs coach Tucker Waugh and safeties coach Adam Waugh.

### Associated Press (Week 5)

1. Oklahoma (43)	4-0	1,599
2. Alabama (21)	5-0	1,565
3. LSU	4-0	1,466
4. Missouri (1)	4-0	1,453
5. Texas	4-0	1,362
6. Penn State	5-0	1,252
7. Texas Tech	4-0	1,105
8. Brigham Young	4-0	1,098
9. USC	2-1	1,087
10. South Florida	5-0	1,035
11. Georgia	4-1	1,018
12. Florida	3-1	914
13. Auburn	4-1	860
14. Ohio State	4-1	829
15. Utah	5-0	713
16. Kansas	3-1	650
17. Boise State	3-0	549
18. Wisconsin	3-1	520
19. Vanderbilt	4-0	459
20. Virginia Tech	4-1	290
21. Oklahoma State	4-0	277
22. Fresno State	3-1	232
23. Oregon	4-1	199
24. Connecticut	5-0	126
25. Wake Forest	3-1	107

### Others Receiving Votes

Maryland 46, Michigan State 42, Kentucky 40, Ball State 38, Northwestern 32, Tulsa 32, TCU 30, Illinois 24, North Carolina 21, Florida State 14, Mississippi 13, Georgia Tech 10, California 5, Nebraska 5, Oregon State 3, Boston College 3, Colorado 2.

### USA Today (Week 5)

1. Oklahoma (57)	4-0	1,520
2. LSU (1)	4-0	1,399
3. Missouri	4-0	1,398
4. Alabama (2)	5-0	1,350
5. Texas (1)	4-0	1,310
6. Penn State	5-0	1,146
7. Brigham Young	4-0	1,054
8. Texas Tech	4-0	1,047
9. USC	2-1	990
10. Georgia	4-1	888
10. South Florida	5-0	888
12. Ohio State	4-1	854
13. Florida	3-1	832
14. Auburn	4-1	776
15. Utah	5-0	684
16. Kansas	3-1	555
17. Wisconsin	3-1	521
18. Boise State	3-0	446
19. Vanderbilt	4-0	351
20. Oregon	4-1	286
21. Fresno State	3-1	280
22. Oklahoma State	4-0	229
23. Connecticut	5-0	180
24. Virginia Tech	4-1	161
25. Wake Forest	3-1	148

### Others Receiving Votes

Northwestern 98, Michigan State 88, Kentucky 86, Ball State 43, Maryland 40, Tulsa 38, Florida State 31, TCU 25, California 20, Georgia Tech 18, Illinois 14, Nebraska 8, Oregon State 6, North Carolina 5, Clemson 5, Notre Dame 3, Cincinnati 2, Duke 1, OLE MISS 1.

**A DAY IN THE LIFE OF A CADET**

• While all college student-athletes must deal with a hectic schedule that includes classes, practice, conditioning and study time, Army cadet-athletes are presented a unique challenge with the expectations of attending the United States Military Academy. Below is the schedule for senior C Trey Miranne. West Point schedules are either designated Day 1 or Day 2 depending on the day of the week.

**Trey Miranne - Day 1**

0630 Wake-Up  
 0650 Formation  
 0705 Mandatory breakfast in mess hall  
 0735-0840 International Law class  
 0840-1100 Time Off - Usually doing homework  
 1100-1155 Comparative Legal Systems class  
 1200-1215 Lunch in mess hall  
 1215 Noon meetings  
 1245-1415 Usually free time before practice  
 1425-1930 Meetings, practice, dinner at stadium  
 2000-2230 Homework/relax in barracks  
 2245 Bed

**Trey Miranne - Day 2**

0630 Wake-Up  
 0650 Formation  
 0705 Mandatory breakfast in mess hall  
 0735-0825 Advanced Constitutional Law seminar  
 0840-0935 Military Communications class  
 0935-1100 Time Off - Usually doing homework  
 1100-1155 Golf class  
 1200-1215 Lunch in mess hall  
 1215 Noon meetings  
 1245-1355 Usually free time before practice  
 1355-1450 Applied Systems Design/Decision Making class  
 1450-1930 Meetings, practice, dinner at stadium  
 2000-2230 Homework/relax in barracks  
 2245 Bed

**WEST POINT TERMINOLOGY**

• While cadet-athletes are referred to as freshmen, sophomores, juniors and seniors on the playing field to avoid confusion, the U.S. Military Academy has its own nomenclature, both official and slang.

• Each class has a defined set of rules and regulations in regards to privileges, dress and leadership positions.

**First Year:** Fourth Class (Plebe)

**Second Year:** Third Class (Yearling or Yuk)

**Third Year:** Second Class (Cow)

**Fourth Year:** First Class (Firstie)

**THE NEXT HOME GAME ...**

• The Black Knights return home on Saturday, Oct. 11 when they host Eastern Michigan in the annual homecoming game.

• The first 10,000 fans at Michie Stadium will receive a mini-replica of the venerable facility.

**START STREAK STOPS AT THIRTEEN**



**CARSON WILLIAMS**

• Junior QB **Carson Williams** had his streak of 13 consecutive starts stopped when he came off the bench at Texas A&M. Williams' streak was the longest by a Black Knight quarterback since Zac Dahman started 19 straight games over the 2004 and 2005 seasons.

• Williams started four games as a plebe, including becoming Army's first rookie quarterback to start against Navy, and was the first-unit signal caller in 10 games last season while Army ran the pro style offense.

• Williams went 6 of 12 for 52 yards through the air against Akron. His six completions ran his career total to 226, moving him into fifth place on Army's career ledger. He needs just three more completions to jump into fourth place.

• Williams completed all seven of his throws for 95 yards and a touchdown against New Hampshire before leaving the game in the second quarter with an injury to his left (non-throwing) hand. Before leaving the game, Williams moved into sixth place on Army's all-time passing yards list. He is the sixth Army quarterback to reach the 2,500-yard mark. Williams also moved into sole possession of seventh place on the Army career touchdown passes list (16).

• In his first game as an option quarterback Williams ran 10 times for 16 yards, both career highs. The 16 yards marked only the second time in his career that Williams had at least one carry and finished the game with positive yardage.

• Williams' 2007 season rated among the top 10 by an Army passer in several categories. He finished sixth on the single-season list with 1,770 yards and tied for fifth with 151 completions. Williams' 11 touchdown passes tied for the third most in Academy history.

**A QUICK CHECK OF THE RECORD BOOK**

• Carson Williams has joined Army's top all-time top 10 in several career passing categories.

**PASSING YARDS**

No.	Player	Years	Comp.	Att.	Yds.
1.	Zac Dahman	2002-05	632	1184	6904
2.	Leamon Hall	1974-77	426	878	5502
3.	Kingsley Fink	1971-73	257	588	3079
4.	Pete Vann	1951-54	174	372	2937
5.	Steve Lindell	1966-68	228	461	2921
<b>6.</b>	<b>Carson Williams</b>	<b>2006-</b>	<b>226</b>	<b>419</b>	<b>2568</b>
7.	Jerryl Bennett	1978-81	202	442	2490
8.	Chad Jenkins	1999-01	224	434	2458
9.	Joe Caldwell	1958-59	159	308	2440
10.	Ronnie McAda	1994-96	162	297	2333

**PASSING TOUCHDOWNS**

No.	Player	Years	Att.
1.	Leamon Hall	1974-77	38
2.	Zac Dahman	2002-05	36
3.	Pete Vann	1951-54	25
4.	Arnold Galiffa	1946-49	21
5.	Kingsley Fink	1971-73	18
6.	Joe Caldwell	1958-59	17
<b>7.</b>	<b>Carson Williams</b>	<b>2006-</b>	<b>16</b>
8.	Steve Lindell	1966-68	15
9.	Jerryl Bennett	1978-81	13
	Ronnie McAda	1994-96	13

**PASS COMPLETIONS**

No.	Player	Years	Att.	Yds.	Comp.
1.	Zac Dahman	2002-05	1184	6904	632
2.	Leamon Hall	1974-77	878	5502	426
3.	Kingsley Fink	1971-73	588	3079	257
4.	Steve Lindell	1966-68	461	2921	228
<b>6.</b>	<b>Carson Williams</b>	<b>2006-</b>	<b>419</b>	<b>2568</b>	<b>226</b>
5.	Chad Jenkins	1999-01	434	2458	224
7.	Jerryl Bennett	1978-81	442	2490	202
8.	Pete Vann	1951-54	372	2937	174
9.	Earle Mulrane	1977-79	402	2151	173
10.	Ronnie McAda	1994-96	297	2333	162

**COMPLETION PERCENTAGE**

No.	Player	Years	Comp.	Att.	Pct.
1.	Curtis Zervic	2000-01	101	168	.601
2.	Rick Roper	1992-94	111	191	.581
3.	David Pevoto	2005-07	144	263	.548
4.	Ronnie McAda	1994-96	162	297	.545
<b>5.</b>	<b>Carson Williams</b>	<b>2006-</b>	<b>226</b>	<b>419</b>	<b>.539</b>
6.	Zac Dahman	2002-05	632	1184	.534
7.	Rob Healy	1983-85	110	208	.529
8.	Rollie Stichweh	1963-64	112	213	.526
9.	Tom Blanda	1958-60	116	225	.516
	Chad Jenkins	1999-01	224	434	.516

**PASS ATTEMPTS**

No.	Player	Years	Comp.	Yds.	Att.
1.	Zac Dahman	2002-05	632	6904	1184
2.	Leamon Hall	1974-77	426	5502	878
3.	Kingsley Fink	1971-73	257	3079	588
4.	Steve Lindell	1966-68	228	2921	461
5.	Jerryl Bennett	1978-81	202	2490	442
6.	Chad Jenkins	1999-01	224	2458	434
<b>7.</b>	<b>Carson Williams</b>	<b>2006-</b>	<b>226</b>	<b>2568</b>	<b>419</b>
8.	Earle Mulrane	1977-79	173	2151	402
9.	Pete Vann	1951-54	174	2937	372
10.	Bernie Wall	1968-70	154	1815	322

**200-YARD PASSING GAMES (min. 3)**

No.	Player	Years	200-Yd.
1.	Zac Dahman	2002-05	16
2.	Leamon Hall	1974-77	10
3.	Chad Jenkins	1999-01	4
4.	Pete Vann	1951-54	3
	Bernie Wall	1968-70	3
	Kingsley Fink	1971-73	3
	Jerryl Bennett	1978-81	3

**Up Next ...**

**Carson Williams** **2006-** **2**

**BOWDEN TAKES THE REINS**



**CHIP BOWDEN**

- Sophomore QB **Chip Bowden** made his first career start at Texas A&M. Bowden played all but a few snaps in the Black Knights' 21-17 loss in College Station.
- The Plant City, Fla., native had a career day on the ground. He ran the ball 34 times for 128 yards. He accounted for 132 of the Black Knights' 284 yards of total offense. It was the first 100-yard rushing game for an Army quarterback since Joe Gerena rushed for 122 yards against Ball State on Sept. 25, 1999. Bowden's 128-yard performance was the best rushing output by an Army signal caller since Johnny Goff posted 135 yards versus Louisville on Nov. 21, 1998.
- Bowden earned the start after his performance in relief versus Akron. Bowden ran 21 times for 65 yards versus the Zips before leaving the game late in the third quarter with an ankle injury. With Bowden at the helm, Army ran 31 plays and gained 141 yards for an average of 4.5 yards per play. With someone other than Bowden under center, the Army offense ran 30 plays and gained 82 yards for a 2.7 yards-per-play average against Akron.
- Bowden's 193 yards on the ground during the last two games has vaulted him into the top spot on the Black Knights' rushing list. He has 232 yards on 69 carries.
- Bowden was a three-time all-county player at Durant High School in Plant City, Fla. He attended the U.S. Military Academy Prep School in 2006-07 prior to joining the Black Knights as a plebe last season.

TOP 10 QUARTERBACK RUSHING GAMES				
No.	Player	Yards	Opponent	Year
1.	Tory Crawford	208	Lafayette	1986
2.	Willie McMillian	195	Navy	1990
3.	Willie McMillian	182	Colgate	1989
4.	Willie McMillian	182	Vanderbilt	1990
5.	Tory Crawford	173	Syracuse	1986
6.	Willie McMillian	170	Colgate	1991
7.	Tory Crawford	165	Air Force	1986
8.	Bryan McWilliams	161	Boston College	1990
	Myreon Williams	161	Louisville	1991
10.	Willie McMillian	160	Duke	1990

**QUADRUPLE THREAT**



**CARLO SANDIEGO**

- Senior **Carlo Sandiego** did not take any snaps at quarterback at Texas A&M after seeing extensive time under center in the previous two games. It is just one more way the Black Knights are trying to utilize his skills. So far this season, Sandiego has played quarterback, running back, wide receiver, as well as returning punts and kicks.
- In the opener versus Temple, Sandiego led all players with a career-best 150 all-purpose yards. He made one catch for 28 yards, returned two punts for 17 yards and gained 105 yards on six kickoff returns.
- An elusive runner in the open field, Sandiego made his debut as the Black Knights' punt returner versus Temple. Back deep on kick returns, he topped his career totals entering the game of three returns for 52 yards.
- For the season, Sandiego has six rushing attempts for -3 yards, four receptions for 53 yards, seven punt returns for 60 yards and six kick returns for 105 yards. He is fourth on the team with 53.8 all-purpose yards per game.

**MOONEY SAVES BEST FOR LAST**



**COLLIN MOONEY**

- Senior FB **Collin Mooney** entered the season with just 22 rushing yards on six attempts in his first three seasons in Black, Gold and Gray. He has obliterated those numbers as the No. 1 fullback in the Black Knights' option attack. He ranks second on the team with 65 carries for 229 yards.
- Against Temple, Mooney set career highs with 81 yards on 26 carries. He also made one reception for three yards versus the Owls. Against UNH, he led the team again with 16 carries for 57 yards.
- The Katy, Texas, native eclipsed his career totals in the first quarter of the Temple game. Mooney carried the ball on seven of Army's first 10 plays, gaining 23 yards.
- Mooney has been one of the Black Knights' best options on 3rd-and-short this season. He has converted five of his seven attempts on 3rd-and-3 or less.
- Mooney made his first career start versus Temple. As a junior, he served as the primary back up to fullback Mike Viti. He carried the ball five times for 13 yards and caught five passes for 45 yards in 2007.

**THE BLACK KNIGHTS IN OVERTIME**

- After playing just one overtime game between 1996 and 2005, Army has had four games go to an extra session in its last 25 outings.
- Army's 20-17 overtime win against Tulane last season marked the second straight season the Black Knights have played two overtime games. Army defeated Rhode Island in the 2007 home opener.
- The Black Knights are 5-0 all-time in overtime, including a 4-0 mark at Michie Stadium.
- Army has not allowed a point in overtime in its last four games. The only team to score on the Black Knights after regulation was Louisville on Oct. 7, 1999. The Cardinals scored a touchdown on their first possession, but Army kept them off the board in the second extra session.

**Army's All-Time Overtime Results (5-0)**

- Oct. 7, 1999 at Army 59, Louisville 52 (20T)
- Sept. 9, 2006 at Army 17, Kent State 14
- Sept. 23, 2006 Army 27, at Baylor 20
- Sept. 8, 2007 at Army 14, Rhode Island 7
- Oct. 6, 2007 at Army 20, Tulane 17

**START CHART**

Numbers in parentheses indicate a current streak of consecutive starts.

Trey Miranne, OL	22 (21)
Brandon Cox, OL	19 (19)
Mike Lemming, OL	18 (16)
Carson Williams, QB	17 (0)
Wesley McMahan, RB	17 (0)
Frank Scappaticci, LB	16 (16)
Ted Bentler, DL	13 (13)
Victor Ugenyi, DL	13 (4)
Mike Wright, WR	8 (4)
Jason Johnson, OL	8 (2)
Mike Evans, TE	8 (0)
John Plumstead, LB	7 (5)
Tony Dace, RB	6 (5)
Lowell Garthwaite, DB	6 (4)
Nicholas Emmons, DE	6 (0)
Patrick Mealy, RB	5 (0)
Mario Hill, DB	4 (4)
Josh McNary, LB	4 (4)
Collin Mooney, FB	4 (4)
Donovan Travis, DB	4 (4)
Jordan Trimble, DB	4 (4)
Ali Villanueva, OL	4 (4)
Mike Gann, DL	3 (0)
Mikel Weich, OL	3 (0)
Fritz Bentler, DE	2 (2)
Justin Turner, RB	2 (2)
Tyson Quink, OL	2 (0)
Stephen Anderson, LB	1 (1)
Chip Bowden, QB	1 (1)
Damion Hunter, WR	1 (1)
Markenson Pierre, S	1 (0)

**TURNER GETS THE NOD AGAIN**



**JUSTIN TURNER**

- Junior RB **Justin Turner** made his collegiate debut versus Akron when he was a member of the starting offense. He was back in the starting lineup at Texas A&M.
- Turner has carried four times for 14 yards in the last two weeks.

**MCMAHAND BREAKS LOOSE VERSUS ZIPS**



**WESLEY MCMAHAND**

- Senior RB **Wesley McMahon** made the most of his one rushing attempt against Akron, sprinting 45 yards down the sideline after taking an option pitch from QB Chip Bowden.
- It was the longest run of McMahon's career and represented Army's longest running play of the season.
- McMahon leads the team with 8.2 yards per rushing attempt. He has run nine times for 74 yards.
- The senior from Charlotte, N.C., is the Black Knights' leading active career rusher with 232 attempts, 941 yards and six touchdowns. He needs 59 yards to become the 44th Army player to reach 1,000 yards in their career.


**WRIGHT SNARES TWO VERSUS AKRON**



**MIKE WRIGHT**

- Senior WR **Mike Wright**, one of Army's four team captains, made one reception for 11 yards versus New Hampshire before posting two catches for 21 yards opposite Akron.
- Two of his three catches have accounted for first downs.
- Wright was Army's leading returning receiver after catching 12 passes for 160 yards and a touchdown in 2007.

**THE FLYING MEALY**



**PATRICK MEALY**

- Sophomore RB **Patrick Mealy** returned to action at Texas A&M after missing the Akron game with a hamstring injury. Mealy was strong in his return with 26 yards and his first collegiate touchdown on just three carries.
- Mealy's touchdown run was named the Army/ITT Knight Vision Play of the Week. He took an option pitch around the right side and somersaulted over a defender into the end zone from four yards out to cut the Army deficit to 21-17.

**MORE THAN JUST A BLOCKER**

- With Army unveiling its option offense against Temple, the fullback has become the primary ball carrier. The Black Knights' fullbacks have combined for 90 of the team's 226 rushing attempts (39.8 percent), accounting for 354 of the team's 819 total rushing yards (43.2 percent).
- In addition to senior captain **Collin Mooney**, four other fullbacks have also seen game time. Junior **Bryson Carl** has totaled 14 carries for 70 yards, including a career-best 33 yards on seven totes at Texas A&M. Junior **Geoffrey Hewitt** has five carries for 30 yards. Sophomore **Robert McClary** has run five times for 20 yards. Sophomore **Kingsley Ehie** made his debut against UNH with one rush for five yards.
- Last season, Mooney and starter **Mike Viti** combined for 37 carries and 94 yards in 12 games.

INSIDE THE RUSHING LIST					
Position	Att.	Yds.	TD	Avg.	Avg./G
Fullback	90	354	0	3.9	88.5
Quarterback	94	249	0	2.6	62.3
Slotback	42	216	3	5.1	54.0

**DACE FINDS SPACE VERSUS AGGIES**



- Senior RB **Tony Dace** scored his team-leading second touchdown on a 9-yard option play at Texas A&M. Dace averaged an impressive 7.3 yards per carry versus the Aggies (22 yds. on 3 carries).
- The senior's 392 rushing yards and three scores are the most on the team over the past two seasons.
- Dace saved his best for last in 2007, rushing for 104 yards on 28 carries versus Navy. Both numbers were career highs for the Fort Walton Beach, Fla., native. It was the first 100-yard rushing game for a Black Knight since 2005. Carlton Jones reached the century mark four times and Scott Wesley cracked the barrier once during the 2005 season.

**GET CARTER**



**JAMESON CARTER**

- Sophomore WR-RB **Jameson Carter** has become Army's go-to receiver in the passing game. He has been the Black Knights' leading receiver in three of the first four games and leads the team with seven catches for 116 yards. He accounted for Army's only reception, a gain of four yards, at Texas A&M.
- He had a good start to his career in Army's new option attack with a team-high three receptions for 32 yards versus Temple. They were the first three catches of his career. He followed that with two receptions for 69 yards, including a 59-yard catch and run, against UNH.
- Five of Carter's seven catches have resulted in first downs for the Black Knights.
- The Matthews, N.C., native also made his debut as the Black Knights' lead kick returner against Akron. Carter returned five kickoffs for 110 yards, including a long return of 26 yards. He had three returns for 59 yards at Texas A&M and leads the squad with eight kick returns for 169 yards (21.1/return). He leads the Black Knights with 71.2 all-purpose yards per game.

**VILLANUEVA STANDS TALL**



**ALI VILLANUEVA**

- Junior OT **Ali Villanueva** was in the starting lineup for the first time when the Black Knights opened the season against Temple. Villanueva was the only Army offensive lineman that had not made a start entering the season. He was one of two offensive players (Collin Mooney) and six Army players making their debut with the first unit.
- It's not a typographical error on Army's roster — Villanueva actually is 6-10. According to research conducted by TCU, that makes the junior the tallest offensive lineman in the nation.
- Villanueva played defensive end as a plebe in 2006, appearing in four games. He started last season on the defensive line before making the switch to offense midway through the year. He played in two games a year ago.

AMERICA'S TALLEST LINEMEN (RESEARCH BY TCU)	
<b>6-10</b> Ali Villanueva, OT, Army	<b>6-8 (continued)</b> Zach Hanson, OL, Kansas St.
<b>6-9</b> Derek Hoke, OT, Utah St.	Jordan Jerrold, OT, Buffalo
<b>6-8</b> Steven Baker, OT, ECU	Phil Loadholt, OT, Oklahoma
John Bender, OL, Nevada	Jaron Odom, OG, La.-Lafayette
Colin Brown, OT, Missouri	Nic Richmond, OT, TCU
Mike Buxton, OT, UCF	Nate Solder, OT, Colorado
Gabe Carimi, OT, Wisconsin	Sebastian Vollmer, OT, Houston
Art Forst, OT, Rutgers	Doug Weaver, OT, Wake Forest
	Sam Young, OT, Notre Dame

**START STREAK CONTINUES**



**TREY MIRANNE**

- Senior C **Trey Miranne** ran his team-leading streak of consecutive starts to 21 when he was with the first unit against Texas A&M. Miranne was one of only two Army linemen to start all 12 games last season at the same position (Mike Lemming).
- Following the season opener, Miranne was placed on the Watch List for the Rimington Trophy, which is awarded to college football's top center. It is the second straight year that Miranne has been considered for the honor.
- Miranne is in his fifth year at the Academy. After he played every snap of the 2007 season, it was discovered that he had a torn labrum in his shoulder that required surgery. He left West Point during the spring semester on medical leave and was cleared to complete his eligibility by the NCAA.

**UP OR DOWN, MCNARY PRODUCES FOR BLACK KNIGHTS**



**JOSH MCNARY**

- Sophomore **Josh McNary** started the first three games as Army's "will" linebacker. While he was in the starting lineup at Texas A&M, the Houston, Texas, native was at defensive end against the Aggies. He made five tackles, including a sack on A&M's first play from scrimmage.
- McNary began his career as a pass-rushing specialist at end before being moved to linebacker at the tail end of his plebe year. McNary was one of only six rookies to earn a varsity letter last season. He was used on special teams and as a situational pass rusher. McNary made like Rudy and recorded a sack on his first collegiate snap in 2007.
- The versatile athlete is the Black Knights top tackler through four games. He has set or equaled his career high in tackles in each of the first three weeks. He has 30 tackles, 20 of which are solos. His 4.0 tackles for loss is also tops on the squad. He had a career-high nine stops against Akron


**MAN IN THE MIDDLE**



**FRANK SCAPPATICCI**

- After starting all 12 games and recording 89 tackles in 2007 as Army's "will" linebacker, senior **Frank Scappaticci** made the move to the "mike" "backer position during spring practice.
- Through his first four games in the middle, Scappaticci ranks second on the squad with 27 tackles and 3.0 tackles for loss. He had his best day of the season at Texas A&M with 10 stops and an interception.
- Scappaticci is the only returning starter among Army's linebackers. He has started 16 games in a row for the Black Knights.

**WORTH THE (GARTH)WAITE**



**LOWELL GARTHWAITE**

- Senior SS **Lowell Garthwaite** was back on the field as a member of the starting lineup against Temple in the season opener. He was the only one of the four first-unit defensive backs with previous starting experience. The Concord, Calif., native started twice during the 2006 season.
- In four games as the starter, Garthwaite ranks fourth on the team with 23 tackles, including 13 solo stops. He has also forced a team-high two fumbles.
- Garthwaite did not play football in 2007, choosing to continue his studies in the Middle East. He returned in time for spring drills and immediately put himself in contention for a starting job.
- After not playing in a game during his rookie season, the Concord, Calif., native did not attend the Academy in 2005, returning home for personal reasons. He returned to become a key contributor in 2006 before opting not to play in 2007.

**TRIMBLE RATES A TEN VERSUS AGGIES**



**JORDAN TRIMBLE**

- Sophomore CB **Jordan Trimble** registered a career-high 10 tackles at Texas A&M. He also broke up a pass versus the Aggies.
- Trimble leads the Army secondary with 25 tackles this season. He has one tackle for loss and has forced a fumble.
- Trimble was one of six plebes to earn a varsity letter last season. He played in all 12 games as the Black Knights' nickel back and on special teams.
- Trimble's older brother, Jeremy, graduated from West Point in 2008. He completed his career as Army's all-time leader in receptions, receiving yards and receiving touchdowns. He is serving as an athletic intern with the squad this season.

**SAME FACE, DIFFERENT PLACE**



**FRITZ BENTLER**

- Junior DL Fritz Bentler was in the starting lineup for the second straight week at Texas A&M, however he was lined up at defensive tackle versus the Aggies rather than his usual defensive end spot. Bentler and his brother, Ted, made up Army's starting interior line.

- It was the second straight game the brother combination started next to each other. Ted was at tackle, while Fritz was at end versus Akron.
- Fritz made a career-high three tackles, including an assist behind the line at Texas A&M. He has six tackles and 1.0 tackles for loss on the season. Ted has made seven stops and recovered a fumble in 2008.
- Even though they are in the same class academically, Ted is in his last year of eligibility. He transferred to West Point after two years at the University of Iowa and entered the Academy with his brother.

**ANDERSON HAS CAREER DAY AT A&M**



**STEPHEN ANDERSON**

- Sophomore LB **Stephen Anderson** was with the first unit for the first time at Texas A&M as Army's "will" linebacker. He responded with a career-best 10 tackles and 3.0 tackles for loss.
- Anderson made his season debut versus Akron with one tackle off the bench.

- The Ijamsville, Md., native was one of six plebes to earn a letter last season. He made 15 tackles while appearing in all 12 games.

**TRAVIS RECORDS ANOTHER CAREER HIGH**



**DONOVAN TRAVIS**

- One week after recording making a career-high six tackles against Akron, sophomore DB **Donovan Travis** established a new career high with eight stops at Texas A&M.

- Travis is one of several youngsters in the Army secondary. Three of Army's four first-unit defensive backs were making their debut in the starting lineup in Army's opener versus Temple. Senior **Lowell Garthwaite**, who missed the 2007 season, was the only member of the secondary with previous starting experience.
- Despite the youth in the secondary, Army ranks 24th in the nation in pass defense, allowing only 166.25 yards per game.

**2008 ARMY FOOTBALL • ARMY VS. TULANE • DEPTH CHART**

**OFFENSE**

<b>TE</b>	88	Mike Evans**	Sr.	6-2	238
	81	Dominick Cinotto	Sr.	6-5	245
	86	Todd Miller	So.	6-2	243
<b>LT</b>	76	Ali Villanueva	Jr.	6-10	302
	67	Jason Johnson*	Jr.	6-2	260
	61	David Sprague	Jr.	6-3	288
<b>LG</b>	79	Brandon Cox**	Sr.	6-3	294
	51	Kenric Lull	Jr.	6-3	265
	70	John Keller	Sr.	6-3	295
<b>C</b>	64	Trey Miranne**	Sr.	6-0	273
	73	Tyson Quink*	Sr.	6-3	281
	74	Karl Thompson	Jr.	6-2	302
<b>RG</b>	63	Mike Lemming**	Sr.	6-3	298
	64	Trey Miranne**	Sr.	6-0	273
	68	Richard Miller	Jr.	6-2	296
<b>RT</b>	67	Jason Johnson*	Jr.	6-2	260
	73	Tyson Quink*	Sr.	6-3	281
	72	Mikel Weich*	So.	6-3	281
<b>QB</b>	10	Chip Bowden	So.	6-0	218
	OR 16	Carson Williams**	Jr.	6-3	212
	OR 3	Carlo Sandiego	Sr.	5-6	176
<b>FB</b>	30	Collin Mooney**	Sr.	5-10	247
	45	Bryson Carl	Jr.	6-0	256
	44	Geoffrey Hewitt	Jr.	6-0	268
<b>RB</b>	28	Tony Dace*	Sr.	5-6	187
	23	Wesley McMahan**	Sr.	5-5	177
	15	Jameson Carter	So.	5-11	187
<b>RB</b>	2	Justin Turner	Jr.	5-8	197
	5	Patrick Mealy	So.	5-8	203
	3	Carlo Sandiego	Sr.	5-6	176
<b>WR</b>	7	Damion Hunter	Jr.	5-10	173
	4	Joe LeForte	Sr.	6-2	199
	19	Davyd Brooks	Fr.	6-3	205
<b>WR</b>	8	Mike Wright**	Sr.	6-2	218
	4	Joe LeForte	Sr.	6-2	199
	80	Matt Vane	So.	6-4	214

**DEFENSE**

<b>LE</b>	44	Joshua McNary*	So.	6-1	231
	96	Marcus Hilton	So.	6-0	252
	65	Carson Homme	So.	6-4	252
<b>LT</b>	99	Ted Bentler*	Jr.	6-2	280
	39	Joe Paolini	Sr.	6-0	264
	64	Jake Walsh	Sr.	6-3	280
<b>RT</b>	98	Fritz Bentler	Jr.	6-3	235
	94	Mark Faldowski*	Sr.	6-3	262
	69	Christopher Swain	Fr.	6-3	240
<b>RE</b>	92	Victor Ugenyi**	Jr.	6-3	253
	98	Fritz Bentler	Jr.	6-3	235
	97	David Shore	Sr.	6-5	253
<b>SLB</b>	42	John Plumstead***	Sr.	5-10	222
	30	Steve Erzinger	Fr.	6-1	215
	43	Matt Eason*	Sr.	6-0	224
<b>MLB</b>	46	Frank Scappaticci**	Sr.	6-1	224
	52	Arlance Jenkins**	Sr.	5-10	220
	55	Bradley Marren	Jr.	6-1	222
<b>WLB</b>	50	Stephen Anderson*	So.	5-10	231
	5	Rod Murray*	So.	5-11	206
	29	Corey Laufasa	Fr.	6-0	225
<b>FC</b>	1	Mario Hill*	Jr.	6-0	182
	2	Richard King	So.	5-11	188
	OR 27	Antuan Aaron	Fr.	5-9	192
<b>SS</b>	20	Lowell Garthwaite*	Sr.	6-1	207
	26	David Black*	Sr.	6-1	195
	16	Donnie Dixon	So.	6-0	203
<b>FS</b>	6	Donovan Travis	So.	6-1	187
	9	Markenson Pierre***	Sr.	5-11	197
	21	Desmond Lamb	So.	6-2	193
<b>BC</b>	10	Jordan Trimble*	So.	5-10	183
	31	Lawrence Brown	So.	5-6	167
	14	Eric Jones	Fr.	6-0	189

**SPECIALISTS**

<b>PK</b>	OR 19	Matthew Campbell	So.	5-9	195
	4	Adam DeMarco*	Sr.	5-9	185
<b>KO</b>	19	Matthew Campbell	So.	5-9	195
	18	Andrew Rinehart**	Sr.	6-1	217
	4	Adam DeMarco*	Sr.	5-9	185
<b>P</b>	18	Andrew Rinehart**	Sr.	6-1	217
	1	Jonathan Bulls	So.	6-1	215
<b>H</b>	18	Andrew Rinehart**	Sr.	6-1	217
<b>KR</b>	15	Jameson Carter	So.	5-11	187
	3	Carlo Sandiego*	Sr.	5-6	176
	7	Damion Hunter	Jr.	5-10	173
<b>PR</b>	3	Carlo Sandiego*	Sr.	5-6	176
	2	Richard King	So.	5-11	188
	7	Damion Hunter	Jr.	5-10	173
<b>LS</b>	<b>PUNTS</b>				
	95	Jeremy Jonas*	Jr.	6-5	255
	65	Carson Homme	So.	6-4	252
	60	Cody Buck	So.	6-3	219
<b>PLACEMENTS</b>					
	95	Jeremy Jonas*	Jr.	6-5	255
	65	Carson Homme	So.	6-4	252
	50	Walton Gouldin	Sr.	6-0	214

(as of Sept. 28)

\*indicates number of letters earned

**TEAM STATISTICS**

	<b>ARMY</b>	<b>OPP</b>
SCORING	37	106
Points Per Game	9.2	26.5
FIRST DOWNS	68	65
Rushing	47	33
Passing	13	28
Penalty	8	4
RUSHING YARDAGE	819	554
Yards gained rushing	928	626
Yards lost rushing	109	72
Rushing Attempts	226	134
Average Per Rush	3.6	4.1
Average Per Game	204.8	138.5
TDs Rushing	3	4
PASSING YARDAGE	236	665
Att-Comp-Int	44-21-2	84-55-3
Average Per Pass	5.4	7.9
Average Per Catch	11.2	12.1
Average Per Game	59.0	166.2
TDs Passing	1	5
TOTAL OFFENSE	1055	1219
Total Plays	270	218
Average Per Play	3.9	5.6
Average Per Game	263.8	304.8
KICK RETURNS: #-Yards	21-414	8-286
PUNT RETURNS: #-Yards	8-74	4-51
INT RETURNS: #-Yards	3-11	2-9
KICK RETURN AVERAGE	19.7	35.8
PUNT RETURN AVERAGE	9.2	12.8
INT RETURN AVERAGE	3.7	4.5
FUMBLES-LOST	16-11	6-3
PENALTIES-Yards	15-163	28-263
Average Per Game	40.8	65.8
PUNTS-Yards	20-773	15-659
Average Per Punt	38.7	43.9
Net punt average	34.1	39.0
TIME OF POSSESSION/Game	34:40	25:20
3RD-DOWN Conversions	26/62	16/41
3rd-Down Pct	42%	39%
4TH-DOWN Conversions	3/9	3/5
4th-Down Pct	33%	60%
SACKS BY-Yards	3-14	6-39
MISC YARDS	0	0
TOUCHDOWNS SCORED	4	14
FIELD GOALS-ATTEMPTS	3-3	3-5
ON-SIDE KICKS	0-0	0-0
RED-ZONE SCORES	6-8 75%	9-12 75%
RED-ZONE TOUCHDOWNS	4-8 50%	6-12 50%
PAT-ATTEMPTS	4-4 100%	13-14 93%
ATTENDANCE	74624	84090
Games/Avg Per Game	3/24875	1/84090
Neutral Site Games		0/0

<b>SCORE BY QUARTERS</b>	<b>1st</b>	<b>2nd</b>	<b>3rd</b>	<b>4th</b>	<b>OT</b>	<b>Total</b>
Army	7	13	10	7	0	37
Opponents	24	34	31	17	0	106

INDIVIDUAL STATISTICS

RUSHING	GP	Att	Gain	Loss	Net	Avg	TD	Long	Avg/G
Bowden, Chip	4	69	281	49	232	3.4	0	15	58.0
Mooney, Collin	4	65	232	3	229	3.5	0	16	57.2
McMahand, Wesley	4	9	81	7	74	8.2	0	45	18.5
Carl, Bryson	4	14	71	1	70	5.0	0	16	17.5
Dace, Tony	4	15	66	4	62	4.1	2	28	15.5
Mealy, Patrick	3	12	58	0	58	4.8	1	19	19.3
Hewitt, Geoffrey	4	5	30	0	30	6.0	0	16	7.5
Williams, Carson	4	19	47	27	20	1.1	0	8	5.0
McClary, Robert	2	5	20	0	20	4.0	0	7	10.0
Turner, Justin	2	4	14	0	14	3.5	0	6	7.0
Smith, Ian	3	2	8	0	8	4.0	0	5	2.7
Ehie, Kingsley	1	1	5	0	5	5.0	0	2	5.0
Sandiego, Carlo	4	6	15	18	-3	-0.5	0	8	-0.8
<b>Total.....</b>	<b>4</b>	<b>226</b>	<b>928</b>	<b>109</b>	<b>819</b>	<b>3.6</b>	<b>3</b>	<b>45</b>	<b>204.8</b>
<b>Opponents.....</b>	<b>4</b>	<b>134</b>	<b>626</b>	<b>72</b>	<b>554</b>	<b>4.1</b>	<b>4</b>	<b>60</b>	<b>138.5</b>

PASSING	G	Effic	Cmp-Att-Int	Pct	Yds	TD	Lng	Avg/G
Williams, Carson	4	108.42	19-34-2	55.9	221	1	59	55.2
Bowden, Chip	4	40.75	2-8-0	25.0	15	0	11	3.8
TEAM	3	0.00	0-2-0	0.0	0	0	0	0.0
<b>Total.....</b>	<b>4</b>	<b>91.19</b>	<b>21-44-2</b>	<b>47.7</b>	<b>236</b>	<b>1</b>	<b>59</b>	<b>59.0</b>
<b>Opponents.....</b>	<b>4</b>	<b>144.48</b>	<b>55-84-3</b>	<b>65.5</b>	<b>665</b>	<b>5</b>	<b>49</b>	<b>166.2</b>

RECEIVING	G	No.	Yds	Avg	TD	Long	Avg/G
Carter, Jameson	4	7	116	16.6	0	59	29.0
Sandiego, Carlo	4	4	53	13.2	0	28	13.2
Wright, Mike	4	3	32	10.7	0	14	8.0
Hunter, Damion	4	2	17	8.5	0	11	4.2
Mooney, Collin	4	2	4	2.0	0	3	1.0
Maehler, Jamison	3	1	7	7.0	0	7	2.3
LeForte, Joe	4	1	5	5.0	0	5	1.2
Evans, Mike	4	1	2	2.0	1	2	0.5
<b>Total.....</b>	<b>4</b>	<b>21</b>	<b>236</b>	<b>11.2</b>	<b>1</b>	<b>59</b>	<b>59.0</b>
<b>Opponents.....</b>	<b>4</b>	<b>55</b>	<b>665</b>	<b>12.1</b>	<b>5</b>	<b>49</b>	<b>166.2</b>

PUNT RETURNS	No.	Yds	Avg	TD	Long
Sandiego, Carlo	7	60	8.6	0	21
Trimble, Jordan	1	14	14.0	0	0
<b>Total.....</b>	<b>8</b>	<b>74</b>	<b>9.2</b>	<b>0</b>	<b>21</b>
<b>Opponents.....</b>	<b>4</b>	<b>51</b>	<b>12.8</b>	<b>0</b>	<b>50</b>

INTERCEPTIONS	No.	Yds	Avg	TD	Long
King, Richard	1	2	2.0	0	2
Travis, Donovan	1	0	0.0	0	0
Scappaticci, Frank	1	9	9.0	0	9
<b>Total.....</b>	<b>3</b>	<b>11</b>	<b>3.7</b>	<b>0</b>	<b>9</b>
<b>Opponents.....</b>	<b>2</b>	<b>9</b>	<b>4.5</b>	<b>0</b>	<b>9</b>

KICK RETURNS	No.	Yds	Avg	TD	Long
Carter, Jameson	8	169	21.1	0	26
Sandiego, Carlo	6	105	17.5	0	25
Mealy, Patrick	5	115	23.0	0	39
Carl, Bryson	2	25	12.5	0	14
<b>Total.....</b>	<b>21</b>	<b>414</b>	<b>19.7</b>	<b>0</b>	<b>39</b>
<b>Opponents.....</b>	<b>8</b>	<b>286</b>	<b>35.8</b>	<b>2</b>	<b>98</b>

FUMBLE RETURNS	No.	Yds	Avg	TD	Long
<b>Total.....</b>	<b>0</b>	<b>0</b>	<b>0.0</b>	<b>0</b>	<b>0</b>
<b>Opponents.....</b>	<b>4</b>	<b>113</b>	<b>28.2</b>	<b>3</b>	<b>58</b>

SCORING	TD	FGs	Kick	PATs			DXP	Saf	Points
				Rush	Rcv	Pass			
Dace, Tony	2	0-0	0-0	0-0	0	0-0	0	0	12
Campbell, Matthew	0	3-3	0-0	0-0	0	0-0	0	0	9
Mealy, Patrick	1	0-0	0-0	0-0	0	0-0	0	0	6
Evans, Mike	1	0-0	0-0	0-0	0	0-0	0	0	6
DeMarco, Adam	0	0-0	4-4	0-0	0	0-0	0	0	4
<b>Total.....</b>	<b>4</b>	<b>3-3</b>	<b>4-4</b>	<b>0-0</b>	<b>0</b>	<b>0-0</b>	<b>0</b>	<b>0</b>	<b>37</b>
<b>Opponents.....</b>	<b>14</b>	<b>3-5</b>	<b>13-14</b>	<b>0-0</b>	<b>0</b>	<b>0-0</b>	<b>0</b>	<b>0</b>	<b>106</b>

TOTAL OFFENSE	G	Plays	Rush	Pass	Total	Avg/G
Bowden, Chip	4	77	232	15	247	61.8
Williams, Carson	4	53	20	221	241	60.2
Mooney, Collin	4	65	229	0	229	57.2
McMahand, Wesley	4	9	74	0	74	18.5
Carl, Bryson	4	14	70	0	70	17.5
Dace, Tony	4	15	62	0	62	15.5
Mealy, Patrick	3	12	58	0	58	19.3
Hewitt, Geoffrey	4	5	30	0	30	7.5
McClary, Robert	2	5	20	0	20	10.0
Turner, Justin	2	4	14	0	14	7.0
Smith, Ian	3	2	8	0	8	2.7
Ehie, Kingsley	1	1	5	0	5	5.0
Sandiego, Carlo	4	6	-3	0	-3	-0.8
<b>Total.....</b>	<b>4</b>	<b>270</b>	<b>819</b>	<b>236</b>	<b>1055</b>	<b>263.8</b>
<b>Opponents.....</b>	<b>4</b>	<b>218</b>	<b>554</b>	<b>665</b>	<b>1219</b>	<b>304.8</b>

FIELD GOALS	FGM-FGA	Pct	01-19	20-29	30-39	40-49	50-99	Lg	Blk
Campbell, Matthew	3-3	100.0	0-0	1-1	1-1	1-1	0-0	42	0

FG SEQUENCE	Army	OPPONENTS
Temple	-	-
New Hampshire	(42)	35
Akron	(36)	(25),25,(36),(37)
Texas A&M	(24)	-

Numbers in (parentheses) indicate field goal was made

PUNTING	No.	Yds	Avg	Long	TB	FC	I20	Blkd
Rinehart, Andrew	19	752	39.6	56	2	5	7	0
Carter, Jameson	1	21	21.0	21	0	0	0	0
<b>Total.....</b>	<b>20</b>	<b>773</b>	<b>38.7</b>	<b>56</b>	<b>2</b>	<b>5</b>	<b>7</b>	<b>0</b>
<b>Opponents.....</b>	<b>15</b>	<b>659</b>	<b>43.9</b>	<b>55</b>	<b>0</b>	<b>2</b>	<b>6</b>	<b>0</b>

KICKOFFS	No.	Yds	Avg	TB	OB	Retn	Net	YdLn
Campbell, Matthew	10	580	58.0	1	0			
<b>Total.....</b>	<b>10</b>	<b>580</b>	<b>58.0</b>	<b>1</b>	<b>0</b>	<b>286</b>	<b>27.4</b>	<b>42</b>
<b>Opponents.....</b>	<b>21</b>	<b>1282</b>	<b>61.0</b>	<b>0</b>	<b>0</b>	<b>414</b>	<b>41.3</b>	<b>28</b>

ALL PURPOSE	G	Rush	Rec	PR	KOR	IR	Tot	Avg/G
Carter, Jameson	4	0	116	0	169	0	285	71.2
Mooney, Collin	4	229	4	0	0	0	233	58.2
Bowden, Chip	4	232	0	0	0	0	232	58.0
Sandiego, Carlo	4	-3	53	60	105	0	215	53.8
Mealy, Patrick	3	58	0	0	115	0	173	57.7
Carl, Bryson	4	70	0	0	25	0	95	23.8
McMahand, Wesley	4	74	0	0	0	0	74	18.5
Dace, Tony	4	62	0	0	0	0	62	15.5
Wright, Mike	4	0	32	0	0	0	32	8.0
Hewitt, Geoffrey	4	30	0	0	0	0	30	7.5
McClary, Robert	2	20	0	0	0	0	20	10.0
Williams, Carson	4	20	0	0	0	0	20	5.0
Hunter, Damion	4	0	17	0	0	0	17	4.2
Trimble, Jordan	4	0	0	14	0	0	14	3.5
Turner, Justin	2	14	0	0	0	0	14	7.0
Scappaticci, Frank	4	0	0	0	0	9	9	2.2
Smith, Ian	3	8	0	0	0	0	8	2.7
Maehler, Jamison	3	0	7	0	0	0	7	2.3
Ehie, Kingsley	1	5	0	0	0	0	5	5.0
LeForte, Joe	4	0	5	0	0	0	5	1.2
King, Richard	3	0	0	0	0	2	2	0.7
Evans, Mike	4	0	2	0	0	0	2	0.5
<b>Total.....</b>	<b>4</b>	<b>819</b>	<b>236</b>	<b>74</b>	<b>414</b>	<b>11</b>	<b>1554</b>	<b>388.5</b>
<b>Opponents.....</b>	<b>4</b>	<b>554</b>	<b>665</b>	<b>51</b>	<b>286</b>	<b>9</b>	<b>1565</b>	<b>391.2</b>

**DEFENSIVE STATISTICS**

#	Player	GP	-----Tackles-----			TFL/Yds	-Sacks-  No-Yards	---Pass Def---		QBH	-Fumbles-		Blkd Kick	Saf
			Solo	Ast	Total			Int-Yds	BrUp		Rcv-Yds	FF		
44	McNary, Josh	4	20	10	30	4.0-13	1.0-7	.	2	.	.	.	.	
46	Scappaticci, Frank	4	13	14	27	3.0-4	1.0-3	1-9	1	.	.	.	.	
10	Trimble, Jordan	4	15	10	25	1.0-6	.	.	1	.	.	1	.	
20	Garthwaite, Lowell	4	13	10	23	.	.	.	2	.	.	2	.	
42	Plumstead, John	4	12	9	21	1.0-7	.	.	.	.	.	.	.	
6	Travis, Donovan	4	7	13	20	0.5-0	.	1-0	.	.	.	.	.	
1	Hill, Mario	4	7	6	13	0.5-2	.	.	2	.	.	.	.	
50	Anderson, Stephen	2	3	8	11	3.0-13	.	.	.	.	.	.	.	
9	Pierre, Markenson	4	4	6	10	.	.	.	.	.	.	.	.	
93	Gann, Mike	3	6	4	10	1.5-5	1.0-4	.	.	.	1-0	.	.	
99	Bentler, Ted	4	1	6	7	0.5-1	.	.	.	.	1-0	.	.	
92	Ugenyi, Victor	4	5	2	7	0.5-1	.	.	.	.	.	.	.	
2	King, Richard	3	2	4	6	1.5-4	.	1-2	.	.	.	.	.	
98	Bentler, Fritz	4	1	5	6	1.0-1	.	.	.	.	.	.	.	
31	Brown, Lawrence	3	2	2	4	.	.	.	.	.	.	.	.	
5X	Murray, Rod	4	3	.	3	2.0-3	.	.	.	.	1-0	.	.	
5	Mealy, Patrick	3	1	2	3	.	.	.	.	.	.	.	.	
14	Jones, Eric	1	1	1	2	.	.	.	.	.	.	1	.	
27	Aaron, Antuan	4	1	1	2	.	.	.	.	.	.	.	.	
49	Emmons, Nick	2	2	.	2	.	.	.	.	.	.	.	.	
22	Walker, T.J.	1	1	1	2	.	.	.	.	.	.	.	.	
25	Maehler, Jamison	3	1	.	1	.	.	.	.	.	.	.	.	
23	McMahand, Wesley	4	1	.	1	.	.	.	.	.	.	.	.	
48	Anderson, Peter	4	1	.	1	.	.	.	.	.	.	.	.	
21	Lamb, Desmond	4	.	1	1	.	.	.	.	.	.	.	.	
28	Dace, Tony	4	1	.	1	.	.	.	.	.	.	.	.	
<b>Total.....</b>		<b>4</b>	<b>124</b>	<b>115</b>	<b>239</b>	<b>20-60</b>	<b>3-14</b>	<b>3-11</b>	<b>8</b>	.	<b>3-0</b>	<b>4</b>	.	
<b>Opponents.....</b>		<b>4</b>	<b>179</b>	<b>160</b>	<b>339</b>	<b>17.0-72</b>	<b>6-39</b>	<b>2-9</b>	<b>10</b>	.	<b>11-113</b>	<b>8</b>	.	

## BY-QUARTER STATISTICS

### 3RD-DOWN CONVERSIONS

Date	Opponent	Score	Overall	1st Qtr	2nd Qtr	3rd Qtr	4th Qtr	OT Qtr
Aug. 29	TEMPLE	L 7-35	8-18 44.4%	1-4 25.0%	2-5 40.0%	2-5 40.0%	3-4 75.0%	
Sept. 6	NEW HAMPSHIRE	L 10-28	6-16 37.5%	3-5 60.0%	1-5 20.0%	1-3 33.3%	1-3 33.3%	
Sept. 20	AKRON	L 3-22	2-11 18.2%	0-2 0.0%	1-4 25.0%	1-4 25.0%	0-1 0.0%	
Sept. 27	at Texas A&M	L 17-21	10-17 58.8%	2-5 40.0%	1-3 33.3%	2-3 66.7%	5-6 83.3%	
Oct. 4	at Tulane							
Oct. 11	EASTERN MICHIGAN							
Oct. 18	at Buffalo							
Oct. 25	LOUISIANA TECH							
Nov. 1	AIR FORCE							
Nov. 8	at Rice							
Nov. 22	at Rutgers							
Dec. 6	vs. Navy							
<b>Army</b>			<b>26-62 41.9%</b>	<b>6-16 37.5%</b>	<b>5-17 29.4%</b>	<b>6-15 40.0%</b>	<b>9-14 64.3%</b>	<b>0-0 0.0%</b>
<b>Opponents</b>			<b>16-41 39.0%</b>	<b>1-8 12.5%</b>	<b>6-12 50.0%</b>	<b>6-11 54.5%</b>	<b>3-10 30.0%</b>	<b>0-0 0.0%</b>

### 4TH-DOWN CONVERSIONS

Date	Opponent	Score	Overall	1st Qtr	2nd Qtr	3rd Qtr	4th Qtr	OT Qtr
Aug. 29	TEMPLE	L 7-35	1-3 33.3%	0-1 0.0%	0-0 0.0%	1-1 100.0%	0-1 0.0%	
Sept. 6	NEW HAMPSHIRE	L 10-28	1-3 33.3%	1-1 100.0%	0-0 0.0%	0-1 0.0%	0-1 0.0%	
Sept. 20	AKRON	L 3-22	1-2 50.0%	0-0 0.0%	0-0 0.0%	1-1 100.0%	0-1 0.0%	
Sept. 27	at Texas A&M	L 17-21	0-1 0.0%	0-0 0.0%	0-0 0.0%	0-0 0.0%	0-1 0.0%	
Oct. 4	at Tulane							
Oct. 11	EASTERN MICHIGAN							
Oct. 18	at Buffalo							
Oct. 25	LOUISIANA TECH							
Nov. 1	AIR FORCE							
Nov. 8	at Rice							
Nov. 22	at Rutgers							
Dec. 6	vs. Navy							
<b>Army</b>			<b>3-9 33.3%</b>	<b>1-2 50.0%</b>	<b>0-0 0.0%</b>	<b>2-3 66.7%</b>	<b>0-4 0.0%</b>	<b>0-0 0.0%</b>
<b>Opponents</b>			<b>3-5 60.0%</b>	<b>0-0 0.0%</b>	<b>1-1 100.0%</b>	<b>0-0 0.0%</b>	<b>2-4 50.0%</b>	<b>0-0 0.0%</b>

### TIME OF POSSESSION

Date	Opponent	Score	Overall	1st Qtr	2nd Qtr	3rd Qtr	4th Qtr	OT
Aug. 29	Temple	L 7-35	37:05	7:34	11:09	10:16	8:06	
Sept. 6	NEW HAMPSHIRE	L 10-28	35:02	12:31	8:37	8:15	5:39	
Sept. 20	AKRON	L 3-22	29:47	3:35	11:53	9:23	4:56	
Sept. 27	at Texas A&M	L 17-21	36:46	9:32	9:52	8:16	9:06	
Oct. 4	at Tulane							
Oct. 11	EASTERN MICHIGAN							
Oct. 18	at Buffalo							
Oct. 25	LOUISIANA TECH							
Nov. 1	AIR FORCE							
Nov. 8	at Rice							
Nov. 22	at Rutgers							
Dec. 6	vs. Navy							
<b>Army</b>		<b>Total</b>	<b>138:40</b>	<b>33:12</b>	<b>41:31</b>	<b>36:10</b>	<b>27:47</b>	<b>0:00</b>
		<b>Avg.</b>	<b>34:40</b>	<b>8:18</b>	<b>10:22</b>	<b>9:02</b>	<b>6:56</b>	<b>0:00</b>
<b>Opponents</b>		<b>Total</b>	<b>101:20</b>	<b>26:48</b>	<b>18:29</b>	<b>23:50</b>	<b>32:13</b>	<b>0:00</b>
		<b>Avg.</b>	<b>25:20</b>	<b>6:42</b>	<b>4:37</b>	<b>5:57</b>	<b>8:03</b>	<b>0:00</b>

## STARTING LINEUPS

### OFFENSE

	TE	LT	LG	C	RG	RT	QB	FB	RB	RB	WR
TEMPLE	Evans	Villanueva	Cox	Miranne	Lemming	Johnson	Williams	Mooney	Dace	Mealy	Wright
NEW HAMPSHIRE	Evans	Villanueva	Cox	Miranne	Lemming	Quink	Williams	Mooney	Dace	Mealy	Wright
AKRON	Evans	Villanueva	Cox	Miranne	Lemming	Johnson	Williams	Mooney	Dace	Turner	Wright
at Texas A&M	Hunter!	Villanueva	Cox	Miranne	Lemming	Johnson	Bowden	Mooney	Dace	Turner	Wright
at Tulane											
EASTERN MICHIGAN											
at Buffalo											
LOUISIANA TECH											
AIR FORCE											
at Rice											
at Rutgers											
vs. Navy											

Istarted two wide receivers in place of tight end

### DEFENSE

	DE	DT	DT	DE	SLB	MLB	WLB	CB	SS	FS	CB
TEMPLE	Emmons	Bentler, T.	Gann	Ugenyi	Plumstead	Scappaticci	McNary	Hill	Garthwaite	Travis	Trimble
NEW HAMPSHIRE	Emmons	Bentler, T.	Gann	Ugenyi	Plumstead	Scappaticci	McNary	Hill	Garthwaite	Travis	Trimble
AKRON	Bentler, F.	Bentler, T.	Gann	Ugenyi	Plumstead	Scappaticci	McNary	Hill	Garthwaite	Travis	Trimble
at Texas A&M	McNary	Bentler, T.	Bentler, F.	Ugenyi	Plumstead	Scappaticci	Anderson, S.	Hill	Garthwaite	Travis	Trimble
at Tulane											
EASTERN MICHIGAN											
at Buffalo											
LOUISIANA TECH											
AIR FORCE											
at Rice											
at Rutgers											
vs. Navy											

## RED ZONE STATISTICS

	RZ	Scores	Points	TDs	Rush	Pass	FG	Did Not Score Because ...							
								FGA	Downs	Int	Fum	Half	Game		
<b>ARMY</b>	<b>2</b>	<b>1</b>	<b>7</b>	<b>1</b>	<b>1</b>	<b>0</b>	<b>0</b>	<b>0</b>	<b>1</b>	<b>0</b>	<b>0</b>	<b>0</b>	<b>0</b>	<b>0</b>	<b>0</b>
Temple	3	3	21	3	1	2	0	0	0	0	0	0	0	0	0
<b>ARMY</b>	<b>1</b>	<b>1</b>	<b>7</b>	<b>1</b>	<b>0</b>	<b>1</b>	<b>0</b>	<b>0</b>	<b>0</b>	<b>0</b>	<b>0</b>	<b>0</b>	<b>0</b>	<b>0</b>	<b>0</b>
New Hampshire	2	1	7	1	1	0	0	1	0	0	0	0	0	0	0
<b>ARMY</b>	<b>2</b>	<b>1</b>	<b>3</b>	<b>0</b>	<b>0</b>	<b>0</b>	<b>1</b>	<b>0</b>	<b>0</b>	<b>1</b>	<b>0</b>	<b>0</b>	<b>0</b>	<b>0</b>	<b>0</b>
Akron	5	4	16	1	1	0	3	1	0	0	0	0	0	0	0
<b>ARMY</b>	<b>3</b>	<b>3</b>	<b>17</b>	<b>2</b>	<b>2</b>	<b>0</b>	<b>1</b>	<b>0</b>	<b>0</b>	<b>0</b>	<b>0</b>	<b>0</b>	<b>0</b>	<b>0</b>	<b>0</b>
Texas A&M	2	1	7	1	0	1	0	0	0	0	0	0	0	0	1
<b>ARMY</b>															
Tulane															
<b>ARMY</b>															
Eastern Michigan															
<b>ARMY</b>															
Buffalo															
<b>ARMY</b>															
Louisiana Tech															
<b>ARMY</b>															
Air Force															
<b>ARMY</b>															
Rice															
<b>ARMY</b>															
Rutgers															
<b>ARMY</b>															
Navy															
<b>ARMY Totals</b>	<b>8</b>	<b>6</b>	<b>34</b>	<b>4</b>	<b>3</b>	<b>1</b>	<b>2</b>	<b>0</b>	<b>1</b>	<b>0</b>	<b>1</b>	<b>0</b>	<b>0</b>	<b>0</b>	<b>0</b>
Opponent Totals	12	9	51	6	3	3	3	2	0	0	0	0	0	0	1

## 2008 SUPERLATIVES

### ARMY LONG PLAYS

Rush	45	Wesley McMahand vs. Akron (9/20/08)
Pass	59	Carson Williams to Jameson Carter vs. UNH (9/6/08)
Field Goal	42	Matthew Campbell vs. UNH (9/6/08)
Punt	56	Andrew Rinehart at Texas A&M (9/27/08)
Punt Return	21	Carlo Sandiego vs. Temple (8/29/08)
Kickoff Return	39	Patrick Mealy vs. UNH (9/6/08)
Int. Return	9	Frank Scappaticci at Texas A&M (9/27/08)

### ARMY INDIVIDUAL HIGHS

Rushes	34	Chip Bowden at Texas A&M (9/27/08)
Yards Rushing	128	Chip Bowden at Texas A&M (9/27/08)
TD Rushes	1	Three Times
Pass attempts	14	Carson Williams vs. Temple (8/29/08)
Pass completions	7	Carson Williams vs. UNH (9/6/08)
Yards Passing	95	Carson Williams vs. UNH (9/6/08)
TD Passes	1	Carson Williams vs. UNH (9/6/08)
Receptions	3	Jameson Carter vs. Temple (8/29/08)
	3	Carlo Sandiego vs. Akron (9/20/08)
Yards Receiving	69	Jameson Carter vs. UNH (9/6/08)
TD Receptions	1	Mike Evans vs. UNH (9/6/08)
Field Goals	1	Matthew Campbell, Three Times
Punts	5	Three Times
Punting Avg.	47.2	Andrew Rinehart at Texas A&M (9/27/08)
Tackles	10	Stephen Anders at Texas A&M (9/27/08)
	10	Jordan Trimble at Texas A&M (9/27/08)
Sacks	1.0	Three Times
Tackles For Loss	3.0	Stephen Anderson at Texas A&M (9/27/08)
Interceptions	1	Three Times

### ARMY TEAM HIGHS

Rushes	65	at Texas A&M (9/27/08)
Yards Rushing	280	at Texas A&M (9/27/08)
Yards Per Rush	4.3	at Texas A&M (9/27/08)
TD Rushes	2	at Texas A&M (9/27/08)
Pass attempts	15	vs. Temple (8/29/08)
Pass completions	7	vs. UNH (9/6/08)
	7	vs. Akron (9/20/08)
Yards Passing	95	vs. UNH (9/6/08)
Yards Per Pass	8.6	vs. UNH (9/6/08)
TD Passes	1	vs. UNH (9/6/08)
Total Plays	73	vs. Temple (8/29/08)
Total Offense	284	vs. Temple (8/29/08)
	284	at Texas A&M (9/27/08)
Yards Per Play	4.1	at Texas A&M (9/27/08)
Points	17	at Texas A&M (9/27/08)
Sacks By	2	vs. UNH (9/6/08)
First Downs	21	at Texas A&M (9/27/08)
Penalties	5	at Texas A&M (9/27/08)
Penalty Yards	45	vs. Temple (8/29/08)
Turnovers	5	vs. Akron (9/20/08)
Interceptions By	1	Three Times

### OPPONENT LONG PLAYS

Rush	60	Cyrus Gray, Texas A&M (9/27/08)
Pass	49	Chris Jacquemain to Andre Jones, Akron (9/20/08)
Field Goal	37	Igor Iveljic, Akron (9/20/08)
Punt	55	Justin Brantly, Texas A&M (9/27/08)
Punt Return	50	Delano Green, Temple (8/29/08)
Kickoff Return	98	Jamal Schulters, Temple (TD) (8/29/08)
Int. Return	9	Manley Waller, Akron (9/20/08)
Fumble Return	58	Paul Sweeney, Texas A&M (TD) (9/27/08)

### OPPONENT INDIVIDUAL HIGHS

Rushes	19	Dennis Kennedy, Akron (9/20/08)
Yards Rushing	84	Sean Jellison, UNH (9/6/08)
TD Rushes	1	Four Times
Pass attempts	25	Chris Jacquemain, Akron (9/20/08)
Pass completions	15	Adam DiMichele, Temple (8/29/08)
Yards Passing	204	Chris Jacquemain, Akron (9/20/08)
TD Passes	2	Adam DiMichele, Temple (8/29/08)
Receptions	5	Four Times
Yards Receiving	100	Andre Jones, Akron (9/20/08)
TD Receptions	1	Five Times
Field Goals	3	Igor Iveljic, Akron (9/20/08)
Punts	5	Justin Brantly, Texas A&M (9/27/08)
Punting Avg.	46.7	Tom Bishop, UNH (9/6/08)
Tackles	17	Trent Hunter, Texas A&M (9/27/08)
Sacks	1.0	Five Times
Tackles For Loss	2.0	Hugo Souza, UNH (9/6/08)
Interceptions	1	Dominique Harris, Temple (8/29/08)
	1	Manley Waller, Akron (9/20/08)

### OPPONENT TEAM HIGHS

Rushes	38	UNH (9/6/08)
Yards Rushing	184	UNH (9/6/08)
Yards Per Rush	4.8	UNH (9/6/08)
TD Rushes	2	UNH (9/6/08)
Pass attempts	25	Akron (9/20/08)
Pass completions	16	Temple (8/29/08)
Yards Passing	204	Akron (9/20/08)
Yards Per Pass	8.3	Texas A&M (9/27/08)
TD Passes	2	Temple (8/29/08)
	2	Texas A&M (9/27/08)
Total Plays	62	Akron (9/20/08)
Total Offense	357	Akron (9/20/08)
Yards Per Play	6.0	Texas A&M (9/27/08)
Points	35	Temple (8/29/08)
Sacks By	3	UNH (9/6/08)
	3	Akron (9/20/08)
First Downs	18	Akron (9/20/08)
Penalties	9	Akron (9/20/08)
Penalty Yards	74	Temple (8/29/08)
Turnovers	2	Temple (8/29/08)
	2	UNH (9/6/08)
Interceptions By	1	Temple (8/29/08)
	1	Akron (9/20/08)

PLAYER PARTICIPATION REPORT

Name	GP/GS	TEMPLE	UNH	AKRON	TAMU	TULANE	EMU	UB	LATECH	AFA	RICE	RUT	NAVY
27 Aaron, Antuan	4/-	XXX	XXX	XXX	XXX								
48 Anderson, Peter	4/-	XXX	XXX	XXX	XXX								
50 Anderson, S.	2/1	...	...	XXX	START								
98 Bentler, Fritz	4/2	XXX	XXX	START	START								
99 Bentler, Ted	4/4	START	START	START	START								
84 Bernal, Ernie	1/-	XXX	...	...	...								
26 Black, David	2/-	XXX	...	XXX	...								
12 Bowden, Chip	4/1	XXX	XXX	XXX	START								
19 Brooks, Davyd	2/-	XXX	XXX	...	...								
31 Brown, Lawrence	3/-	XXX	XXX	XXX	...								
11 Campbell, M.	4/-	XXX	XXX	XXX	XXX								
45 Carl, Bryson	4/-	XXX	XXX	XXX	XXX								
15 Carter, Jameson	4/-	XXX	XXX	XXX	XXX								
79 Cox, Brandon	4/4	START	START	START	START								
28 Dace, Tony	4/4	START	START	START	START								
4 DeMarco, Adam	3/-	XXX	XXX	...	XXX								
1F Dixon, Donnie	4/-	XXX	XXX	XXX	XXX								
43 Eason, Matt	4/-	XXX	XXX	XXX	XXX								
2G Ehie, Kingsley	1/-	...	XXX	...	...								
49 Emmons, Nick	2/2	START	START	...	...								
3Z Erzinger, Steve	2/-	...	XXX	...	XXX								
88 Evans, Mike	4/3	START	START	START	XXX								
94 Faldowski, Mark	3/-	...	XXX	XXX	XXX								
1C Finan, Jack	1/-	...	XXX	...	...								
38 Fletcher, G.	2/-	XXX	XXX	...	...								
93 Gann, Mike	3/3	START	START	START	...								
20 Garthwaite, L.	4/4	START	START	START	START								
4C Hewitt, G.	4/-	XXX	XXX	XXX	XXX								
1 Hill, Mario	4/4	START	START	START	START								
96 Hilton, Marcus	4/-	XXX	XXX	XXX	XXX								
11 Horan, Tim	2/-	XXX	XXX	...	...								
7 Hunter, Damion	4/1	XXX	XXX	XXX	START								
52 Jenkins, A.	4/-	XXX	XXX	XXX	XXX								
67 Johnson, Jason	4/3	START	XXX	START	START								
95 Jonas, Jeremy	4/-	XXX	XXX	XXX	XXX								
14 Jones, Eric	1/-	...	...	...	XXX								
74 Kava, David	3/-	...	XXX	XXX	XXX								
70 Keller, John	3/-	XXX	XXX	...	XXX								
2 King, Richard	3/-	XXX	...	XXX	XXX								
21 Lamb, Desmond	4/-	XXX	XXX	XXX	XXX								
4X LeForte, Joe	4/-	XXX	XXX	XXX	XXX								
63 Lemming, Mike	4/4	START	START	START	START								
51 Lull, Kenric	2/-	...	...	XXX	XXX								
25 Maehler, J.	3/-	...	XXX	XXX	XXX								
33 McClary, Robert	2/-	XXX	XXX	...	...								
23 McMahan, W.	4/-	XXX	XXX	XXX	XXX								
44 McNary, Josh	4/4	START	START	START	START								
1H McSween, Brian	1/-	XXX	...	...	...								
5 Mealy, Patrick	3/2	START	START	...	XXX								
68 Miller, Richard	3/-	XXX	XXX	...	XXX								
86 Miller, Todd	2/-	XXX	XXX	...	...								
6D Miranne, Trey	4/4	START	START	START	START								
30 Mooney, Collin	4/4	START	START	START	START								
5X Murray, Rod	4/-	XXX	XXX	XXX	XXX								
39 Paolini, Joe	4/-	XXX	XXX	XXX	XXX								
9 Pierre, M.	4/-	XXX	XXX	XXX	XXX								
42 Plumstead, John	4/4	START	START	START	START								
73 Quink, Tyson	2/1	...	START	...	XXX								
18 Rinehart, A.	4/-	XXX	XXX	XXX	XXX								
3 Sandiego, Carlo	4/-	XXX	XXX	XXX	XXX								
46 Scappaticci, F.	4/4	START	START	START	START								
22 Smith, Ian	3/-	XXX	XXX	XXX	...								
61 Sprague, David	1/-	...	XXX	...	...								
6 Travis, Donovan	4/4	START	START	START	START								
10 Trimble, Jordan	4/4	START	START	START	START								
2X Turner, Justin	2/2	...	...	START	START								
92 Ugenyi, Victor	4/4	START	START	START	START								
80 Vane, Matt	3/-	XXX	XXX	...	XXX								
76 Villanueva, Ali	4/4	START	START	START	START								
22 Walker, T.J.	1/-	...	XXX	...	...								
72 Weich, Mikel	2/-	XXX	...	...	XXX								
16 Williams, C.	4/3	START	START	START	START								
8 Wright, Mike	4/4	START	START	START	START								

START - Started game; XXX - Played; ... - Did not play

TEAM GAME-BY-GAME STATISTICS

		Temple	UNH	Akron	TAMU	Tulane	EMU	Buffalo	LTech	AFA	Rice	RU	Navy
<b>TOTAL OFFENSE</b>	<b>ARMY</b>	<b>284</b>	<b>264</b>	<b>223</b>	<b>284</b>								
	OPP	250	322	357	290								
<b>TOTAL PLAYS</b>	<b>ARMY</b>	<b>73</b>	<b>66</b>	<b>61</b>	<b>70</b>								
	OPP	53	55	62	48								
<b>AVG. YDS/PLAY</b>	<b>ARMY</b>	<b>3.9</b>	<b>4.0</b>	<b>3.7</b>	<b>4.1</b>								
	OPP	4.7	5.9	5.8	6.0								
<b>RUSHING</b>	<b>Yds.</b>	<b>ARMY 210</b>	<b>169</b>	<b>160</b>	<b>280</b>								
		OPP	84	184	153	133							
	<b>Att.</b>	<b>ARMY 58</b>	<b>55</b>	<b>48</b>	<b>65</b>								
	OPP	30	38	37	29								
	<b>TDs</b>	<b>ARMY 1</b>	<b>0</b>	<b>0</b>	<b>2</b>								
	OPP	1	2	1	0								
<b>PASSING</b>	<b>Yds.</b>	<b>ARMY 74</b>	<b>95</b>	<b>63</b>	<b>4</b>								
		OPP	166	138	204	157							
	<b>Att.</b>	<b>ARMY 15</b>	<b>11</b>	<b>13</b>	<b>5</b>								
	OPP	23	17	25	19								
	<b>Comp.</b>	<b>ARMY 6</b>	<b>7</b>	<b>7</b>	<b>1</b>								
	OPP	16	12	14	13								
	<b>Pct.</b>	<b>ARMY .400</b>	<b>.636</b>	<b>.538</b>	<b>.200</b>								
	OPP	.696	.706	.560	.684								
	<b>TDs</b>	<b>ARMY 0</b>	<b>1</b>	<b>0</b>	<b>0</b>								
	OPP	2	0	1	2								
	<b>Int.</b>	<b>ARMY 1</b>	<b>0</b>	<b>1</b>	<b>0</b>								
	OPP	1	1	0	1								
<b>1st DOWNS</b>	<b>Total</b>	<b>ARMY 17</b>	<b>15</b>	<b>15</b>	<b>21</b>								
		OPP	16	17	18	14							
	<b>Rush</b>	<b>ARMY 11</b>	<b>9</b>	<b>9</b>	<b>18</b>								
		OPP	6	10	9	8							
	<b>Pass</b>	<b>ARMY 4</b>	<b>4</b>	<b>5</b>	<b>0</b>								
	OPP	8	6	8	6								
	<b>Penalty</b>	<b>ARMY 2</b>	<b>2</b>	<b>1</b>	<b>3</b>								
	OPP	2	1	1	0								
<b>TIME OF POSSESSION</b>	<b>ARMY 37:05</b>	<b>37:05</b>	<b>35:02</b>	<b>29:47</b>	<b>36:46</b>								
	OPP	22:55	24:58	30:13	23:14								
<b>3rd DOWN CONV.</b>	<b>ARMY 8-18</b>	<b>8-18</b>	<b>6-16</b>	<b>2-11</b>	<b>10-17</b>								
	OPP	5-10	4-10	1-9	6-12								
<b>4TH DOWN CONV.</b>	<b>ARMY 1-3</b>	<b>1-3</b>	<b>1-3</b>	<b>1-2</b>	<b>0-1</b>								
	OPP	0-1	1-2	1-1	1-1								
<b>PUNTING: #/Avg.</b>	<b>ARMY 6/34.2</b>	<b>6/34.2</b>	<b>5/43.2</b>	<b>5/32.6</b>	<b>4/47.2</b>								
	OPP	4/44.0	3/46.7	3/40.3	5/44.4								
<b>FUMBLES: #-Lost</b>	<b>ARMY 3-2</b>	<b>3-2</b>	<b>4-4</b>	<b>6-4</b>	<b>3-1</b>								
	OPP	1-1	1-1	2-1	2-0								
<b>PENALTIES: #-Yds.</b>	<b>ARMY 3-45</b>	<b>3-45</b>	<b>4-40</b>	<b>3-40</b>	<b>5-38</b>								
	OPP	8-74	6-60	9-70	5-59								
<b>PUNT RET.: #-Yds.-TD</b>	<b>ARMY 2-17-0</b>	<b>2-17-0</b>	<b>2-19-0</b>	<b>2-17-0</b>	<b>2-21-0</b>								
	OPP	2-58-0	1-2-0	0-0-0	1-(9)-0								
<b>KO RET.: #-Yds.-TD</b>	<b>ARMY 6-105-0</b>	<b>6-105-0</b>	<b>5-115-0</b>	<b>6-124-0</b>	<b>4-70-0</b>								
	OPP	2-119-1	2-94-1	1-2-0	3-71-0								
<b>SACKS BY-YDS</b>	<b>ARMY 0-0</b>	<b>0-0</b>	<b>2-7</b>	<b>0-0</b>	<b>1-7</b>								
	OPP	0-0	3-20	3-19	0-0								
<b>RED ZONE</b>	<b>ARMY 1-2</b>	<b>1-2</b>	<b>1-1</b>	<b>1-2</b>	<b>3-3</b>								
	OPP	3-3	1-2	4-5	1-2								
<b>FIELD GOALS</b>	<b>ARMY 0-0</b>	<b>0-0</b>	<b>1-1</b>	<b>1-1</b>	<b>1-1</b>								
	OPP	0-0	0-1	3-4	0-0								

INDIVIDUAL GAME-BY-GAME STATISTICS

RUSHING (CARRIES-YARDS/TDS)

Player	Total	Temple	UNH	Akron	TAMU	Tulane	EMU	Buffalo	LTech	AFA	Rice	RU	Navy
Bowden, Chip QB	69-232/0	-	14-39/0	21-65/0	34-128/0								
Mooney, Collin FB	65-229/0	26-81/0	16-57/0	10-36/0	13-55/0								
McMahand, W. RB	9-74/0	3-6/0	2-12/0	1-45/0	3-11/0								
Carl, Bryson FB	14-70/0	3-17/0	3-17/0	1-3/0	7-33/0								
Dace, Tony RB	15-62/2	6-40/1	6-0/0	-	3-22/1								
Mealy, Patrick RB	12-58/1	5-16/0	4-16/0	DNP	3-26/1								
Hewitt, Geoffrey FB	5-30/0	3-23/0	1-4/0	1-3/0	-								
McClary, Robert	5-20/0	2-11/0	3-9/0	DNP	DNP								
Williams, C. QB	19-20/0	10-16/0	3-1/0	6-5/0	-								
Turner, Justin RB	4-14/0	DNP	DNP	2-9/0	2-5/0								
Smith, Ian RB	2-8/0	-	1-5/0	1-3/0	DNP								
Ehie, Kingsley FB	1-5/0	DNP	1-5/0	DNP	DNP								
Sandiego, Carlo RB	6-3/0	-	1-6/0	5-9/0	-								

RECEIVING (RECEPTIONS-YARDS/TDS)

Player	Total	Temple	UNH	Akron	TAMU	Tulane	EMU	Buffalo	LTech	AFA	Rice	RU	Navy
Carter, Jameson WR	7-116/0	3-32/0	2-69/0	1-11/0	1-4/0								
Sandiego, Carlo RB-QB	4-53/0	1-28/0	-	3-25/0	-								
Wright, Mike WR	3-32/0	-	1-11/0	2-21/0	-								
Hunter, Damion WR	2-17/0	1-11/0	-	1-6/0	-								
Maehler, J. WR	1-7/0	DNP	1-7/0	-	-								
LeForte, Joe WR	1-5/0	-	1-5/0	-	-								
Mooney, Collin FB	2-4/0	1-3/0	1-1/0	-	-								
Evans, Mike TE	1-2/1	-	1-2/1	-	-								

PASSING

Carson Williams	Att	Comp	Int	Pct	Yds	TD	Long	Sack	Chip Bowden	Att	Comp	Int	Pct	Yds	TD	Long	Sack
TEMPLE	14	6	1	42.9	74	0	28	0	TEMPLE	0	0	0	---	0	0	0	0
NEW HAMPSHIRE	7	7	0	1.000	95	1	59	0	NEW HAMPSHIRE	3	0	0	.000	0	0	0	3
AKRON	12	6	1	.500	52	0	14	2	AKRON	1	1	0	1.000	11	0	11	1
at Texas A&M	1	0	0	.000	0	0	0	0	at Texas A&M	4	1	0	.250	4	0	4	0
at Tulane									at Tulane								
E. MICHIGAN									E. MICHIGAN								
at Buffalo									at Buffalo								
LA. TECH									LA. TECH								
AIR FORCE									AIR FORCE								
at Rice									at Rice								
at Rutgers									at Rutgers								
vs. Navy									vs. Navy								

PUNTING

	Andrew Rinehart	Jameson Carter	Team
	No-Yds-Avg-Long-I20-TB	No-Yds-Avg-Long-I20-TB	No-Yds-Avg
TEMPLE	5-184-36.8-44-2-0	1-21-21.0-21-0-0	0-0-0.0
NEW HAMPSHIRE	5-216-43.2-50-3-1	0-0-0.0	0-0-0.0
AKRON	5-163-32.6-52-1-1	0-0-0.0	0-0-0.0
at Texas A&M	4-189-47.2-56-1-0	0-0-0.0	0-0-0.0
at Tulane			
E. MICHIGAN			
at Buffalo			
LA. TECH			
AIR FORCE			
at Rice			
at Rutgers			
vs. Navy			

KICKOFF RETURNS

Player	Total	Temple	UNH	Akron	TAMU	Tulane	EMU	Buffalo	LTech	AFA	Rice	RU	Navy
Carter, Jameson	8-169	-	-	5-110	3-59								
Mealy, Patrick	5-115	-	5-115	DNP	-								
Sandiego, Carlo	6-105	6-105	-	-	-								
Carl, Bryson	2-25	-	-	1-14	1-11								

## INDIVIDUAL GAME-BY-GAME STATISTICS

### PUNT RETURNS

Player	Total	Temple	UNH	Akron	TAMU	Tulane	EMU	Buffalo	LTech	AFA	Rice	RU	Navy
Sandiego, Carlo	7-60	2-17	2-19	1-3	2-21								
Trimble, Jordan	1-14	-	-	1-14	-								

### KICKING

	Adam DeMarco		PATs	Matthew Campbell	
	FG-FGA/Yds (Miss)			FG-FGA/Yds (Miss)	PATs
TEMPLE	0-0/0		1-1	0-0/0	0-0
NEW HAMPSHIRE	0-0/0		1-1	1-1/42	0-0
AKRON	0-0/0		0-0	1-1/36	0-0
at Texas A&M	0-0/0		2-2	1-1/24	0-0
at Tulane					
E. MICHIGAN					
at Buffalo					
LA. TECH					
AIR FORCE					
at Rice					
at Rutgers					
vs. Navy					

### ALL-PURPOSE YARDS

Player	TOTAL	Temple	UNH	Akron	TAMU	Tulane	EMU	Buffalo	LTech	AFA	Rice	RU	Navy
Carter, Jameson	285	32	69	121	63								
Mooney, Collin	233	84	58	36	55								
Bowden, Chip	232	-	39	65	128								
Sandiego, Carlo	215	150	25	19	21								
Mealy, Patrick	173	16	131	DNP	26								
Carl, Bryson	95	17	17	17	44								
McMahand, Wesley	74	6	12	45	11								
Dace, Tony	62	40	-	-	22								
Wright, Mike	32	-	11	21	-								
Hewitt, Geoffrey	30	23	4	3	-								
Williams, Carson	20	16	-1	5	-								
McClary, Robert	20	11	9	DNP	DNP								
Hunter, Damion	17	11	-	6	-								
Turner, Justin	14	DNP	DNP	9	5								
Trimble, Jordan	14	-	-	14	-								
Scappaticci, Frank	9	-	-	-	9								
Smith, Ian	8	-	5	3	DNP								
Maehler, Jamison	7	DNP	7	-	-								
Ehie, Kingsley	5	DNP	5	DNP	DNP								
LeForte, Joe	5	-	5	-	-								
Evans, Mike	2	-	2	-	-								
King, Richard	2	2	DNP	-	-								

### FUMBLE SUMMARY

FUMBLES	TOTAL	Temple	UNH	Akron	TAMU	Tulane	EMU	Buffalo	LTech	AFA	Rice	RU	Navy
Williams, Carson QB	3-1	2-1	-	1-0	-								
Sandiego, Carlo RB	3-3	1-1	-	2-2	-								
Mooney, Collin FB	2-2	-	1-1	1-1	-								
Bowden, Chip QB	2-2	-	1-1	-	1-1								
Wright, Mike WR	1-1	-	-	1-1	-								
Trimble, Jordan	1-0	-	-	1-0	-								
McMahand, Wesley RB	1-0	-	-	-	1-0								
Ehie, Kingsley FB	1-1	DNP	1-1	DNP	DNP								
Carter, Jameson WR	1-0	-	-	-	1-0								
Hewitt, Geoffrey FB	1-1	-	1-1	-	-								

FUMBLES FORCED	TOTAL	Temple	UNH	Akron	TAMU	Tulane	EMU	Buffalo	LTech	AFA	Rice	RU	Navy
Garthwaite, L.	2	1	1	-	-								
Trimble, Jordan	1	-	-	1	-								
Jones, Eric	1	DNP	DNP	DNP	1								

FUMBLES RECOVERED	TOTAL	Temple	UNH	Akron	TAMU	Tulane	EMU	Buffalo	LTech	AFA	Rice	RU	Navy
Murray, Rod	1	1	-	-	-								
Bentler, Ted	1	-	-	1	-								
Gann, Mike	1	-	1	-	-								

**INDIVIDUAL GAME-BY-GAME STATISTICS**

**INTERCEPTIONS**

TEMPLE	Richard King (2 yds.)
NEW HAMPSHIRE	Donovan Travis (0 yds.)
AKRON	None
at Texas A&M	Frank Scappaticci (9 yds.)
at Tulane	
E. MICHIGAN	
at Buffalo	
LA. TECH	
AIR FORCE	
at Rice	
at Rutgers	
vs. Navy	

**SACKS**

	UA-A	TOT	TEM	UNH	UA	TAMU	TUL	EMU	UB	LT	AFA	RICE	RU	NAVY
Scappaticci, Frank LB	1-0	1.0	-	1.0-3	-	-								
McNary, Josh LB	1-0	1.0	-	-	-	1.0-7								
Gann, Mike DL	1-0	1.0	-	1.0-4	-	DNP								

**TACKLES FOR LOSS**

	UA-A	TOT	TEM	UNH	UA	TAMU	TUL	EMU	UB	LT	AFA	RICE	RU	NAVY
McNary, Josh LB	4-0	4.0	1.0-1	-	2.0-5	1.0-7								
Scappaticci, Frank LB	2-2	3.0	1.0-1	1.0-3	0.5-0	0.5-0								
Anderson, Stepeh LB	2-2	3.0	DNP	DNP	-	3.0-13								
Murray, Rod LB	2-0	2.0	-	2.0-3	-	-								
Gann, Mike DL	1-1	1.5	0.5-1	1.0-4	-	DNP								
King, Richard DB	1-1	1.5	-	DNP	0.5-1	1.0-3								
Plumstead, John LB	1-0	1.0	-	-	1.0-7	-								
Bentler, Fritz DL	0-2	1.0	0.5-0	-	-	0.5-1								
Trimble, Jordan DB	1-0	1.0	-	-	1.0-6	-								
Hill, Mario DB	0-1	0.5	-	-	0.5-2	-								
Travis, Donovan DB	0-1	0.5	-	-	-	0.5-0								
Ugenyi, Victor DL	0-1	0.5	-	-	-	0.5-1								
Bentler, Ted DL	0-1	0.5	-	-	0.5-1	-								

**TACKLES**

	UA-A	TOT	TEM	UNH	UA	TAMU	TUL	EMU	UB	LT	AFA	RICE	RU	NAVY
McNary, Josh LB	20-10	30	5-3	7-1	5-4	3-2								
Scappaticci, Frank LB	13-14	27	2-4	5-0	3-3	3-7								
Trimble, Jordan DB	15-10	25	3-2	2-2	5-1	5-5								
Garthwaite, Lowell DB	13-10	23	4-1	4-3	4-4	1-2								
Plumstead, John LB	12-9	21	5-2	3-3	4-2	0-2								
Travis, Donovan DB	7-13	20	2-0	2-2	1-5	2-6								
Hill, Mario DB	7-6	13	4-0	2-1	1-3	0-2								
Anderson, Stephen LB	3-8	11	DNP	DNP	1-0	2-8								
Gann, Mike DL	6-4	10	2-1	3-2	1-1	DNP								
Pierre, Markenson DB	4-6	10	1-0	0-1	3-5	-								
Bentler, Ted DL	1-6	7	1-1	0-2	0-1	0-2								
Ugenyi, Victor DL	5-2	7	1-0	2-1	1-0	1-1								
Bentler, Fritz DL	1-5	6	0-1	0-1	0-1	1-2								
King, Richard DB	2-4	6	0-1	DNP	0-1	2-2								
Brown, Lawrence DB	2-2	4	-	0-1	2-1	DNP								
Mealy, Patrick	1-2	3	-	-	DNP	1-2								
Murray, Rod LB	3-0	3	1-0	2-0	-	-								
Jones, Eric DB	1-1	2	DNP	DNP	DNP	1-1								
Walker, T.J. DB	1-1	2	DNP	1-1	DNP	DNP								
Aaron, Antuan DB	1-1	2	-	0-1	1-0	-								
Emmons, Nick	2-0	2	-	2-0	DNP	DNP								
Lamb, Desmond DB	0-1	1	-	-	-	0-1								
Dace, Tony	1-0	1	-	-	1-0	-								
McMahand, Wesley RB	1-0	1	-	-	1-0	-								
Anderson, Peter LB	1-0	1	-	1-0	-	-								
Maehler, Jamison WR	1-0	1	DNP	-	1-0	-								

GAME RECAPS

**TEMPLE 35, ARMY 7**  
**MICHIE STADIUM • WEST POINT, N.Y.**  
**AUGUST 29, 2008 • ATT. 21,822**

- Army unveiled its new option-oriented offense to start the 119th season of football at West Point. The Black Knights outgained the Owls, 284-250, including a 210-84 advantage on the ground. Army also held a 37:05-22:55 edge in time of possession.
- Senior FB **Collin Mooney** posted career highs with 26 carries for 81 yards. Mooney entered the game with six career rushes for 22 yards. Senior RB **Tony Dace** accounted for Army's lone touchdown with a 1-yard run.
- Army committed three turnovers that led to two Temple touchdowns. The Owls' Jamal Schulters also ran back the second-half kick 98 yards for a score, tying the Michie Stadium record for longest opponent kickoff return.
- Sophomore LB **Josh McNary** paced the defense with eight tackles in his first career start.

**SCORE BY QUARTERS**

	1st	2nd	3rd	4th	Final
Temple	14	7	7	7	35
Army	0	0	7	0	7

**SCORING SUMMARY**

Q	Time	Play	Score
1st	06:06	T Francis 5 yd pass from DiMichele (Brownell kick), 3-8 1:32	0-7
	00:31	T Maneri 7 yd pass from DiMichele (Brownell kick), 10-71 4:04	0-14
2nd	14:50	T Brown 17 yd fumble recovery (Brownell kick)	0-21
3rd	14:42	T Schulters 98 yd kickoff return (Brownell kick)	0-28
	07:10	A Dace 1 yd run (DeMarco kick), 14-78 7:25	7-28
4th	13:50	T Liverpool 1 yd run (Brownell kick), 10-67 3:06	7-35

**TEAM STATISTICS**

	Temple	Army
FIRST DOWNS	16	17
RUSHES-YARDS (NET)	30-84	58-210
PASSING YDS (NET)	166	74
Passes Att-Comp-Int	23-16-1	15-6-1
TOTAL OFFENSE PLAYS-YARDS	53-250	73-284
Fumble Returns-Yards	1-17	0-0
Punt Returns-Yards	2-58	2-17
Kickoff Returns-Yards	2-119	6-105
Interception Returns-Yards	1-0	1-2
Punts (Number-Avg)	4-44.0	6-34.2
Fumbles-Lost	1-1	3-2
Penalties-Yards	8-74	3-45
Possession Time	22:55	37:05
Third-Down Conversions	5 of 10	8 of 18
Fourth-Down Conversions	0 of 1	1 of 3
Red-Zone Scores-Chances	3-3	1-2
Sacks By: Number-Yards	0-0	0-0

**INDIVIDUAL STATISTICS**

**Rushing:** Temple-Liverpool, Marquise 16-54; Smith, Ahkeem 7-15; Nixon, James 1-9; DiMichele, Adam 3-6; Jones, Joe 2-2; Team 1-minus 2. **Army:** Mooney, Collin 26-81; Dace, Tony 6-40; Hewitt, Geoffrey 3-23; Carl, Bryson 3-17; Williams, Carson 10-16; Mealy, Patrick 5-16; McClary, Robert 2-11; McMahan, Wesley 3-6.

**Passing:** Temple-DiMichele, Adam 15-22-1-159; Stewart, Chester 1-1-0-7. **Army:** Williams, Carson 6-14-1-74; Team 0-1-0-0.

**Receiving:** Temple-Francis, Bruce 5-45; Armstrong, Kevin 3-26; Shelton, Travis 2-45; Maneri, Steve 2-12; Crudup, Dy'Onne 1-20; Jones, Joe 1-7; Grigsby, Marcellous 1-6; Liverpool, Marquise 1-5. **Army:** Carter, Jameson 3-32; Sandiego, Carlo 1-28; Hunter, Damion 1-11; Mooney, Collin 1-3.

**Tackle Leaders:** Temple-Galette, Junior 6-5; Kamara, Amara 6-3; Joseph, Alex 5-4; Jarrett Jaiquawn 5-2; Neblett, Andre 2-4. **Army:** McNary, Josh 5-3; Plumstead, John 5-2; Scappaticci, Frank 2-4; Garthwaite, Lowell 4-1; Trimble, Jordan 3-2.

**NEW HAMPSHIRE 28, ARMY 10**  
**MICHIE STADIUM • WEST POINT, N.Y.**  
**SEPTEMBER 6, 2008 • ATT. 25,762**

- Army had its three-game winning streak versus Division I Football Championship Subdivision teams snapped with the loss to the Wildcats. UNH turned four Army turnovers into a pair of touchdowns and ran back a kickoff for another score.
- The Black Knights took a 7-0 lead when junior QB **Carson Williams** hit senior TE **Mike Evans** for a 2-yard touchdown pass. It was Evans' first career score. Williams was 7 for 7 passing for 95 yards and a score before leaving the game with an injury to his left hand.
- UNH tied the game on the ensuing kickoff when John Clements went 87 yards for a score. Mike Boyle and Chad Kacker each had rushing touchdowns for the Wildcats.
- Sophomore LB **Josh McNary** led Army for the second straight week with eight tackles. Junior DT **Mike Gann** recorded a sack and recovered a fumble.

**SCORE BY QUARTERS**

	1st	2nd	3rd	4th	Final
New Hampshire	7	7	14	0	28
Army	7	3	0	0	10

**SCORING SUMMARY**

Q	Time	Play	Score
1st	02:35	A Evans 2 yd pass from Williams (DeMarco kick), 6-77 3:03	7-0
	02:19	NH Clements 87 yd kickoff return (Bishop kick)	7-7
2nd	08:35	NH Kackert 23 yd run (Bishop kick), 8-74 3:00	7-14
	00:20	A Campbell 42 yd field goal, 7-24 1:18	10-14
3rd	11:19	NH Boyle 5 yd run (Bishop kick), 9-66 3:34	10-21
	00:50	NH Souza 22 yd fumble recovery (Bishop kick)	10-28

**TEAM STATISTICS**

	UNH	Army
FIRST DOWNS	17	15
RUSHES-YARDS (NET)	38-184	55-169
PASSING YDS (NET)	138	95
Passes Att-Comp-Int	17-12-1	11-7-0
TOTAL OFFENSE PLAYS-YARDS	55-322	66-264
Fumble Returns-Yards	1-22	0-0
Punt Returns-Yards	1-2	2-19
Kickoff Returns-Yards	2-94	5-115
Interception Returns-Yards	0-0	1-0
Punts (Number-Avg)	3-46.7	5-43.2
Fumbles-Lost	1-1	4-4
Penalties-Yards	6-60	4-40
Possession Time	24:58	35:02
Third-Down Conversions	4 of 10	6 of 16
Fourth-Down Conversions	1 of 2	1 of 3
Red-Zone Scores-Chances	1-2	1-1
Sacks By: Number-Yards	3-20	2-7

**INDIVIDUAL STATISTICS**

**Rushing:** UNH-Jellison, Sean 10-84; Kackert, Chad 12-68; Simpson, Robert 4-19; Toman, R.J. 5-6; Boyle, Mike 1-5; Fox, Terrance 2-4; Mangieri, Mickey 1-4; TEAM 3-minus 6. **Army:** Mooney, Collin 16-57; Bowden, Chip 14-39; Carl, Bryson 3-17; Mealy, Patrick 4-16; McMahan, Wesley 2-12; McClary, Robert 3-9; Sandiego, Carlo 1-6; Ehie, Kingsley 1-5; Smith, Ian 1-5; Hewitt, Geoffrey 1-4; Dace, Tony 6-0; Williams, Carson 3-minus 1.

**Passing:** UNH-Toman, R.J. 12-17-1-138. **Army:** Williams, Carson 7-7-0-95; Bowden, Chip 0-3-0-0; TEAM 0-1-0-0.

**Receiving:** UNH-Boyle, Mike 4-57; Sicko, Scott 3-32; Kackert, Chad 3-30; Wright, J.T. 2-19. **Army:** Carter, Jameson 2-69; Wright, Mike 1-11; Maehler, Jamison 1-7; LeForte, Joe 1-5; Evans, Mike 1-2; Mooney, Collin 1-1.

**Tackle Leaders:** UNH-Souza, Hugo 8-2; Clements, John 6-4; Parent, Matt 3-5; Klein, Terrence 4-3; Jackson, Devon 4-2. **Army:** McNary, Josh 7-1; Garthwaite, Lowell 4-3; Plumstead, John 3-3; Scappaticci, Frank 5-0; Gann, Mike 3-2

GAME RECAPS

**AKRON 22, ARMY 3**

**MICHIE STADIUM • WEST POINT, N.Y.**

**SEPTEMBER 20, 2008 • ATT. 27,040**

- The Zips defeated Army for the second straight season with a 22-3 win at Michie Stadium. It was Akron's first win at West Point in three appearances.
- Sophomore QB **Chip Bowden** came off the bench to rush for a career-high 65 yards on a career-best 21 attempts. Bowden registered his first career completion on his only attempt of the game. He left the game late in the third quarter with an ankle injury.
- Army committed five turnovers, including four lost fumbles. The Black Knights fumbled the ball six times overall, including once at the 1-yard line that Akron recovered in the end zone for a touchback, thwarting the Black Knights' best scoring chance.
- Sophomore LB Josh McNary led the defense with a career-high nine stops.

**SCORE BY QUARTERS**

	1st	2nd	3rd	4th	Final
Akron	3	6	3	10	22
Army	0	3	0	0	3

**SCORING SUMMARY**

Q	Time	Play	Score
1st	7:21	AK Iveljic 25 yd field goal, 13-69	7:39 0-3
2nd	6:14	AK Jones 25 yd pass from Jacquemain (Iveljic kick failed), 3-79	1:25 0-9
	0:00	AR Campbell 36 yd field goal, 8-28	1:40 3-9
3rd	8:22	AK Iveljic 36 yd field goal, 10-33	4:34 3-12
4th	8:22	AK Kennedy 1 yd run (Iveljic kick), 5-24	2:41 3-19
	4:02	AK Iveljic 37 yd field goal, 8-28	3:32 3-22

**TEAM STATISTICS**

	Akron	Army
FIRST DOWNS	18	15
RUSHES-YARDS (NET)	37-153	48-160
PASSING YDS (NET)	204	63
Passes Att-Comp-Int	25-14-0	13-7-1
TOTAL OFFENSE PLAYS-YARDS	62-357	61-223
Fumble Returns-Yards	1-16	0-0
Punt Returns-Yards	0-0	2-17
Kickoff Returns-Yards	1-2	6-124
Interception Returns-Yards	1-9	0-0
Punts (Number-Avg)	3-40.3	5-32.6
Fumbles-Lost	2-1	6-4
Penalties-Yards	9-70	3-40
Possession Time	30:13	29:47
Third-Down Conversions	1 of 9	2 of 11
Fourth-Down Conversions	1 of 1	1 of 2
Red-Zone Scores-Chances	4-5	1-2
Sacks By: Number-Yards	3-19	0-0

**INDIVIDUAL STATISTICS**

**Rushing:** Akron-Kennedy, Dennis 19-73; Johnson, Andrew 10-55; Tuzze, Joe 5-23; Miller, Dashan 1-8; TEAM 1-minus 2; Jacquemain, Chris 1-minus 4.  
**Army-**Bowden, Chip 21-65; McMahand, Wesley 1-45; Mooney, Collin 10-36; Turner, Justin 2-9; Williams, Carson 6-5; Hewitt, Geoffrey 1-3; Carl, Bryson 1-3; Smith, Ian 1-3; Sandiego, Carlo 5-minus 9.

**Passing:** Akron-Jacquemain, Chris 14-25-0-204. Army-Williams, Carson 6-12-1-52; Bowden, Chip 1-1-0-11.

**Receiving:** Akron-Jones, Andre 5-100; Bowser, Deryn 4-60; Kennedy, Dennis 3-15; Miller, Dashan 1-23; Bruce, Jeremy 1-6. Army-Sandiego, Carlo 3-25; Wright, Mike 2-21; Carter, Jameson 1-11; Hunter, Damion 1-6.

**Tackle Leaders:** Akron-Grant, Kevin 7-3; Lemon, Shawn 6-3; Graham, Miguel 5-2; Campbell, Tyler 5-2; Sewell, Almondo 3-1; Williams, Doug 3-1; Cobham, Wayne 3-1. Army-McNary, Josh 5-4; Garthwaite, Lowell 4-4; Pierre, Markenson 3-5; Trimble, Jordan 5-1; Plumstead, John 4-2; Scappaticci, Frank 3-3; Travis, Donovan 1-5.

**TEXAS A&M 21, ARMY 17**

**KYLE FIELD • COLLEGE STATION, TEXAS**

**SEPTEMBER 27, 2008 • ATT. 84,090**

- Army tried to rally from a 21-7 deficit in the second half with 10 straight points, but fell just short in the loss at Texas A&M. The Black Knights had the ball with less than seven minutes to go, but were stopped just inches short on 4th-and-3, allowing the Aggies to run out the clock.
- Sophomore QB **Chip Bowden** ran 34 times for 128 yards in his first career start. It was the most rushing yards by an Army quarterback since Johnny Goff ran for 135 yards versus Louisville on Nov. 21, 1998. Senior RB **Tony Dace** and sophomore RB **Patrick Mealy** ran for scores.
- Army rushed for 280 yards, its highest output since gaining 300 yards on the ground versus Arkansas State on Nov. 19, 2005.
- The Aggies scored a touchdown with just seven seconds left in the first half when Paul Sweeney returned a fumble 58 yards to put his team up 14-7. It was the third fumble return for a score by Army opponents this season.
- Sophomore LB **Stephen Anderson** made his first career start and racked up a career-high 10 tackles, including 3.0 for loss. Sophomore CB **Jordan Trimble** also had a career-best 10 stops.

**SCORE BY QUARTERS**

	1st	2nd	3rd	4th	Final
Army	0	7	3	7	17
Texas A&M	0	14	7	0	21

**SCORING SUMMARY**

Q	Time	Play	Score
2nd	7:12	T Fuller 42 yd pass from McGee (Bean kick), 8-90	3:00 0-7
	3:09	A Dace 9 yd run (DeMarco kick), 8-84	4:03 7-7
	0:07	T Freeney 58 yd fumble recovery (Bean kick)	7-14
3rd	13:44	T McCoy 11 yd pass from Johnson (Bean kick), 3-71	1:16 7-21
	5:28	A Campbell 24 yd field goal, 17-71	8:16 10-21
4th	8:46	A Mealy 4 yd run (DeMarco kick), 13-74	6:09 17-21

**TEAM STATISTICS**

	Army	Texas A&M
FIRST DOWNS	21	14
RUSHES-YARDS (NET)	65-280	29-133
PASSING YDS (NET)	4	157
Passes Att-Comp-Int	5-1-0	19-13-1
TOTAL OFFENSE PLAYS-YARDS	70-284	48-290
Fumble Returns-Yards	0-0	1-58
Punt Returns-Yards	2-21	1-9
Kickoff Returns-Yards	4-70	3-71
Interception Returns-Yards	1-9	0-0
Punts (Number-Avg)	4-47.2	5-44.4
Fumbles-Lost	3-1	2-0
Penalties-Yards	5-38	5-59
Possession Time	36:46	23:14
Third-Down Conversions	10 of 17	6 of 12
Fourth-Down Conversions	0 of 1	1 of 1
Red-Zone Scores-Chances	3-3	1-2
Sacks By: Number-Yards	1-7	0-0

**INDIVIDUAL STATISTICS**

**Rushing:** Army-Bowden, Chip 34-128; Mooney, Collin 13-55; Carl, Bryson 7-33; Mealy, Patrick 3-26; Dace, Tony 3-22; McMahand, Wesley 3-11; Turner, Justin 2-5. Texas A&M-Gray, Cyrus 6-61; Lane, Jorvorsk. 7-38; Goodson, Mike 11-20; Johnson, Jerrod 2-12; McGee, Stephen 3-2.

**Passing:** Army-Bowden, Chip 1-4-0-4; Williams, Carson 0-1-0-0. Texas A&M-Johnson, Jerrod 6-10-1-53; McGee, Stephen 7-9-0-104.

**Receiving:** Army-Carter, Jameson 1-4. Texas A&M-McCoy, Jamie 5-60; Goodson, Mike 5-26; Fuller, Jeff 1-42; Tannehill, Ryan 1-26; Gray, Cyrus 1-3.

**Tackle Leaders:** Army-Trimble, Jordan 5-5; Scappaticci, Frank 3-7; Anderson, Stephen 2-8; Travis, Donovan 2-6; McNary, Josh 3-2. Texas A&M-Hunter, Trent 11-6; Featherston, Matt 5-3; Lewis, Anthony 1-7; Dixon, Alton 2-5; Miller, Von 3-3.

## THE LAST TIME ...

## THE LAST TIME ARMY ...

**Had a Player Rush for 150 Yards**

Carlton Jones, 187 yards (29 attempts) vs. Arkansas State, Michie Stadium, 11-19-05

**Had Two 100-Yard Rushers**

Joe Gerena (122) and Brandan Rooney (115) vs. Ball State, Michie Stadium, 9-25-99

**Had Three 100-Yard Rushers**

Demetrius Perry (127), Adam Thompson (126) and Joe Hewitt (117) vs. Rutgers, Giants Stadium in East Rutherford, N.J., 10-12-96

**Had a Player Rush for 200 Yards**

Carlton Jones, 213 yards (29 attempts) vs. Air Force, Michie Stadium, 11-6-04

**Had a Quarterback Rush for 100 Yards**

Chip Bowden, 128 yards (34 attempts) vs. Texas A&M, Kyle Field in College Station, Texas, 9-27-08

**Had a Quarterback Rush for 150 Yards**

Myreon Williams, 161 yards (20 attempts) vs. Louisville, Cardinal Stadium in Louisville, Ky., 10-19-91

**Had a Quarterback Rush for 200 Yards**

Tory Crawford, 208 yards (28 attempts) vs. Lafayette, Michie Stadium, 11-15-86

**Had a Player Rush 30 Times**

Chip Bowden, 34 attempts (128 yards) vs. Texas A&M, Kyle Field in College Station, Texas, 9-27-08

**Had a Player Rush 35 Times**

Carlton Jones, 39 attempts (162 yards) vs. Akron, Rubber Bowl in Akron, Ohio, 10-22-05

**Had a Player Rush 40 Times**

Gerald Walker, 40 attempts (153 yards) vs. Harvard, Harvard Stadium in Cambridge, Mass., 10-3-81

**Had a Player Rush for Three Touchdowns**

Carlton Jones, 5 rushing touchdowns vs. South Florida, Raymond James in Tampa, Fla., 10-16-04

**Had a Player Rush for Four Touchdowns**

Carlton Jones, 5 rushing touchdowns vs. South Florida, Raymond James in Tampa, Fla., 10-16-04

**Had a Player Rush for Five Touchdowns**

Carlton Jones, 5 rushing touchdowns vs. South Florida, Raymond James in Tampa, Fla., 10-16-04

**Had a Player Score Five Touchdowns**

Carlton Jones, 5 rushing touchdowns vs. South Florida, Raymond James in Tampa, Fla., 10-16-04

**Had a Player Rush for 60 Yards on One Play From Scrimmage**

Carlton Jones, 69 yards (TD) vs. Air Force, Michie Stadium, 11-6-04

**Had a Player Rush for 70 Yards on One Play From Scrimmage**

Carlton Jones, 74 yards (TD) vs. South Florida, Raymond James Stadium in Tampa, Fla., 10-16-04

**Had a Player Rush for 80 Yards on One Play From Scrimmage**

Michael Wallace, 95 yards (TD) vs. Tulane, Michie Stadium, 10-21-00

**Recorded 300 Yards Rushing**

300 yards (55 attempts) vs. Arkansas State, Michie Stadium, 11-19-05

**Recorded 400 Yards Rushing**

480 yards (68 attempts) vs. Louisville, Michie Stadium, 10-7-99

**Recorded 500 Yards Rushing**

545 yards (77 attempts) vs. Lafayette, Michie Stadium, 9-13-97

**Had a Player Pass for 200 Yards**

Carson Williams, 328 yards (26-38) vs. Tulsa, Michie Stadium, 11-17-07

**Had a Player Pass for 250 Yards**

Carson Williams, 328 yards (26-38) vs. Tulsa, Michie Stadium, 11-17-07

**Had a Player Pass for 300 Yards**

Carson Williams, 328 yards (26-38) vs. Tulsa, Michie Stadium, 11-17-07

**Had a Player Complete 20 Passes**

Carson Williams, 26 completions (38 attempts) vs. Tulsa, Michie Stadium, 11-17-07

**Had a Player Complete 25 Passes**

Carson Williams, 26 completions (38 attempts) vs. Tulsa, Michie Stadium, 11-17-07

**Had a Player Complete 30 Passes**

Zac Dahman, 34 completions (51 attempts) vs. UAB, Legion Field in Birmingham, Ala., 11-1-03

**Had a Player Attempt 30 Passes**

Carson Williams, 38 attempts (26 completions) vs. Tulsa, Michie Stadium, 11-17-07

**Had a Player Attempt 40 Passes**

David Pevoto, 43 attempts (23 completions) vs. Akron, Cleveland Browns Stadium in Cleveland, Ohio, 9-1-07

**Had a Player Attempt 50 Passes**

Zac Dahman, 51 attempts (34 completions) vs. UAB, Legion Field in Birmingham, Ala., 11-1-03

**Had a Player Complete a Pass of at Least 50 Yards**

Carson Williams to Jeremy Trimble, 57 yards vs. Tulsa, Michie Stadium, 11-17-07

**Had a Player Complete a Pass of at Least 60 Yards**

Carson Williams to Jeremy Trimble, 69 yards (TD) vs. Temple, Michie Stadium, 9-29-07

**Had a Player Complete a Pass of at Least 70 Yards**

Carson Williams to Tim Dunn, 71 yards (TD) vs. Tulane, Louisiana Superdome in New Orleans, La., 10-28-06

**Had a Player Complete a Pass of at Least 80 Yards**

Zac Dahman to Tielor Robinson, 93 yards (TD) vs. Cincinnati, Michie Stadium, 10-9-04

**Had a Player Complete a Pass of at Least 90 Yards**

Zac Dahman to Tielor Robinson, 93 yards (TD) vs. Cincinnati, Michie Stadium, 10-9-04

**Had a Player Pass for Four Touchdowns**

Zac Dahman, 4 touchdown passes vs. Houston, Robertson Stadium in Houston, Texas, 10-19-02

**Had a Player Gain 100 Yards Receiving**

Jeremy Trimble, 167 yards (11 receptions) vs. Tulsa, Michie Stadium, 11-17-07

**Had a Player Catch Three Touchdown Passes**

Myreon Williams, 3 touchdown receptions vs. Lafayette, Michie Stadium, 10-20-90

**Had a Player Catch a Touchdown Pass in Four Straight Games**

Jeremy Trimble, vs. Temple, Tulane, Central Michigan and Georgia Tech, 2007

**Had a Player Catch 10 Passes**

Jeremy Trimble, 11 receptions (167 yards) vs. Tulsa, Michie Stadium, 11-17-07

**Had a Player Gain 300 Yards in Total Offense**

Carson Williams, 324 yards (minus-4 rush, 328 pass) vs. Tulsa, Michie Stadium, 11-17-07

**Had a Player Gain 200 All-Purpose Yards**

Jeremy Trimble, 258 yards (128 PR, 125 rec., 5 rush) vs. Temple, Michie Stadium, 9-29-07

**Had a Player Gain 250 All-Purpose Yards**

Jeremy Trimble, 258 yards (128 PR, 125 rec., 5 rush) vs. Temple, Michie Stadium, 9-29-07

**Had a Player Return a Kickoff for a Touchdown**

Corey Anderson, 88 yards vs. Temple, Michie Stadium, 9-29-07

**Had a Player Return the Opening Kickoff for a Touchdown**

Corey Anderson, 88 yards vs. Temple, Michie Stadium, 9-29-07

**Had a Player Kick Three Field Goals**

Matt Parker, 3-for-4 vs. Wake Forest, Michie Stadium, 9-11-99

**Had a Player Kick Four Field Goals**

Eric Olsen, 4-for-4 vs. North Texas, Michie Stadium, 11-15-97

**Had a Player Kick Five Field Goals**

Craig Stopa, 5-for-6 vs. Air Force, Michie Stadium, 11-3-84

**Had a Player Kick a 45-Yard Field Goal**

Owen Tolson, 45 yards vs. Georgia Tech, Bobby Dodd Stadium in Atlanta, Ga., 10-20-07

**Had a Player Kick a 50-Yard Field Goal**

Kurt Heiss, 52 yards vs. Navy, Veterans Stadium in Philadelphia, Pa., 12-3-94

**Had a Player Return a Punt for a Touchdown**

Jeremy Trimble, 85 yards vs. Temple, Michie Stadium, 9-29-07

**Had a Player Return a Blocked Punt for a Touchdown**

Peter Anderson, 0 yards vs. Akron following block by John Plumstead (John Stec punter), Cleveland Browns Stadium in Cleveland, Ohio, 9-1-07

**Returned Two Kicks for Touchdowns**

vs. Temple (Corey Anderson, 88-yard KR; Jeremy Trimble, 85-yard PR), Michie Stadium, 9-29-07

**Scored Two Special Teams Touchdowns**

vs. Temple (Corey Anderson, 88-yard KR; Jeremy Trimble, 85-yard PR), Michie Stadium, 9-29-07

**Had a Player Return an Interception for a Touchdown**

Josh Mitchell, 65 yards vs. Rutgers, Michie Stadium, 11-9-07

**Had a Player Return a Fumble for a Touchdown**

Ryan Kent, 88 yards vs. Louisville, Michie Stadium, 9-21-02

**Had a Defensive Player Recover a Fumble for a Touchdown**

Jordan Murray vs. Temple, Michie Stadium, 9-29-07

**Scored a Special Teams and Defensive Touchdown**

vs. Temple (Corey Anderson, 88-yard KR; Jeremy Trimble, 85-yard PR; Jordan Murray, 0-yard fumble recovery), Michie Stadium, 9-29-07

**Scored an Offensive, Defensive and Special Teams Touchdown**

vs. Temple (Corey Anderson, 88-yard KR; Jeremy Trimble, 85-yard PR; Jordan Murray, 0-yard fumble recovery; 2 receiving touchdowns), Michie Stadium, 9-29-07

**Scored a Defensive Touchdown in Consecutive Games**

vs. Boston College (Brian Chmura, 11-yard INT), Alumni Stadium in Chestnut Hill, Mass., 9-22-07; vs. Temple (Jordan Murray, 0-yard fumble recovery), Michie Stadium, 9-29-07

## THE LAST TIME ...

**Scored Two Defensive Touchdowns**

vs. Houston (Brent Dial, 44-yard FR; Lucius Weaver, 54-yard INT), Robertson Stadium in Houston Texas, 9-16-00

**Recorded a Safety**

Rod Murray blocked punt out of the end zone, vs. Central Michigan, Kelly/Shorts Stadium in Mount Pleasant, Mich., 10-13-07

**Had a Player Block a Punt**

Rod Murray vs. Central Michigan (Tony Mikulec punter), Kelly/Shorts Stadium in Mount Pleasant, Mich., 10-13-07

**Had a Punt Blocked**

Owen Tolson vs. Navy (Bobby Doyle block), M&T Bank Stadium in Baltimore, Md., 12-1-07

**Had a Player Block a Field Goal Attempt**

Tony Fusco vs. Texas A&M (Matt Szymanski kicker), Alamodome in San Antonio, Texas, 9-16-06

**Shut Out an Opponent**

Army 20, Akron 0, Rubber Bowl in Akron, Ohio, 10-22-05

**Held an Opponent Below 200 Total Yards**

VMI, 191 yards (21 rush, 170 pass), Michie Stadium, 10-7-06

**Held an Opponent Below 100 Total Yards**

Yale, 82 yards (44 rush, 38 pass), Michie Stadium, 10-5-96

**Held an Opponent Below 100 Yards Rushing**

Temple, 84 yards (30 att.), Michie Stadium, 8-29-08

**Held an Opponent Below 50 Yards Rushing**

Akron, 44 yards (22 att.), Rubber Bowl in Akron, Ohio, 10-22-05

**Held an Opponent Below 25 Yards Rushing**

North Texas, 13 yards (13 att.), Texas Stadium in Irving, Texas, 9-28-96

**Held Consecutive Opponents Below 50 Yards Rushing**

North Texas, 13 yards (13 att.), Texas Stadium in Irving, Texas, 9-28-96; Yale, 44 yards (21 att.), Michie Stadium, 10-5-96

**Held Three Consecutive Opponents Below 50 Yards Rushing**

North Texas, 13 yards (13 att.), Texas Stadium in Irving, Texas, 9-28-96; Yale, 44 yards (21 att.), Michie Stadium, 10-5-96; Rutgers, 25 yards (30 att.), Giants Stadium in East Rutherford, N.J., 10-12-96

**Held Four Consecutive Opponents Below 50 Yards Rushing**

North Texas, 13 yards (13 att.), Texas Stadium in Irving, Texas, 9-28-96; Yale, 44 yards (21 att.), Michie Stadium, 10-5-96; Rutgers, 25 yards (30 att.), Giants Stadium in East Rutherford, N.J., 10-12-96; Tulane, 43 yards (22 att.), Michie Stadium, 10-19-96

**Held Five Consecutive Opponents Below 55 Yards Rushing**

North Texas, 13 yards (13 att.), Texas Stadium in Irving, Texas, 9-28-96; Yale, 44 yards (21 att.), Michie Stadium, 10-5-96; Rutgers, 25 yards (30 att.), Giants Stadium in East Rutherford, N.J., 10-12-96; Tulane, 43 yards (22 att.), Michie Stadium, 10-19-96; Miami (Ohio), 53 yards (17 att.), Yager Stadium in Oxford, Ohio, 10-26-96

**Held Consecutive Opponents Below 100 Yards Rushing**

Ball State, 93 yards (41 att.), Michie Stadium, 9-25-99; East Carolina, 52 yards (32 att.), Michie Stadium, 10-2-99

**Held Seven Consecutive Opponents Below 100 Yards Rushing**

North Texas, 13 yards (13 att.), Texas Stadium in Irving, Texas, 9-28-96; Yale, 44 yards (21 att.), Michie Stadium, 10-5-96; Rutgers, 25 yards (30 att.), Giants Stadium in East Rutherford, N.J., 10-12-96; Tulane, 43 yards (22 att.), Michie Stadium, 10-19-96; Miami (Ohio), 53 yards (17 att.), Yager Stadium in Oxford, Ohio, 10-26-96; Lafayette, 83 yards (36 att.), Michie Stadium, 11-2-96; Air Force, 69 yards (29 att.), Michie Stadium, 11-9-96

**Held Consecutive Opponents to 175 Total Yards or Less**

North Texas, 175 yards (13 rush, 162 pass), Texas Stadium in Irving, Texas, 9-28-96; Yale, 82 yards (44 rush, 38 pass), Michie Stadium, 10-5-96

**Held an Opponent Below 100 Yards Passing**

Navy, 7 yards (2-5), M&T Bank Stadium in Baltimore, Md., 12-1-07

**Held an Opponent Below 50 Yards Passing**

Navy, 7 yards (2-5), M&T Bank Stadium in Baltimore, Md., 12-1-07

**Held an Opponent Below 25 Yards Passing**

Navy, 7 yards (2-5), M&T Bank Stadium in Baltimore, Md., 12-1-07

**Held Consecutive Opponents Below 100 Yards Passing**

Arkansas State, 97 yards (11-16), Indian Stadium in Jonesboro, Ark., 9-2-06; Kent State, 92 yards (9-22), Michie Stadium, 9-9-06

**Held Three Consecutive Opponents Below 100 Yards Passing**

Navy, 41 yards (3-6), Lincoln Financial Field in Philadelphia, Pa., 12-3-05; Arkansas State, 97 yards (11-16), Indian Stadium in Jonesboro, Ark., 9-2-06; Kent State, 92 yards (9-22), Michie Stadium, 9-9-06

**Recorded 40 Minutes in Time of Possession**

40:05 vs. North Texas, Michie Stadium, 11-15-97

**Recorded 40 Minutes in Time of Possession in Consecutive Games**

41:26 vs. Tulane, Michie Stadium, 10-19-96; 43:18 vs. Miami (Ohio), Yager Stadium in Oxford, Ohio, 10-26-96

**Ran 100 Offensive Plays**

100 vs. Marshall, Michie Stadium, 9-6-97

**Recorded Five Sacks**

Rhode Island, 5 sacks, Michie Stadium, 9-8-07

**Forced Five Turnovers**

vs. Temple (2 INT, 3 FR), Michie Stadium, 9-29-07

**Committed Five Turnovers**

5, vs. Akron (1 INT, 4 FR), Michie Stadium, 9-20-07

**Held an Opponent Below Five First Downs**

Yale, 4 first downs, Michie Stadium, 10-5-96

**Held Consecutive Opponents Below 10 First Downs**

North Texas, 8 first downs, Texas Stadium in Irving, Texas, 9-28-96; Yale, 4 first downs, Michie Stadium, 10-5-96

**Scored the game-tying touchdown (pending PAT) on the final play of regulation**

vs. Tulane (Kevin Dunn 36-yard pass to Mike Wright), Michie Stadium, 10-6-07

**Played an Overtime Game**

vs. Tulane, Michie Stadium, 10-6-7

**Won an Overtime Game**

vs. Tulane, Michie Stadium, 10-6-07

**Played a Double-Overtime Game**

vs. Louisville, Michie Stadium 10-7-99

**Won a Double-Overtime Game**

vs. Louisville (59-52), Michie Stadium, 10-7-99

## THE LAST TIME ...

## THE LAST TIME AN OPPONENT ...

**Had a Player Rush for 150 Yards**

Ray Rice of Rutgers, 243 yards (34 attempts), Michie Stadium, 11-9-07

**Had a Player Rush for 200 Yards**

Ray Rice of Rutgers, 243 yards (34 attempts), Michie Stadium, 11-9-07

**Had Two 100-Yard Rushers**

Stephen McGee (142) and Jorvorski Lane (101) of Texas A&M, Alamodome in San Antonio, Texas, 9-16-06

**Had a Player Rush 25 Times**

Ray Rice of Rutgers, 34 attempts (243 yards), Michie Stadium, 11-9-07

**Had a Player Rush 30 Times**

Ray Rice of Rutgers, 34 attempts (243 yards), Michie Stadium, 11-9-07

**Had a Player Rush 40 Times**

Brian Madden of Navy, 41 attempts (177 yards), Veterans Stadium in Philadelphia, Pa., 12-4-99

**Had a Player Rush for Three Touchdowns**

Dan LeFevour of Central Michigan, 4 touchdowns, Kelly/Shorts Stadium in Mount Pleasant, Mich., 10-13-07

**Had a Player Rush for Four Touchdowns**

Dan LeFevour of Central Michigan, 4 touchdowns, Kelly/Shorts Stadium in Mount Pleasant, Mich., 10-13-07

**Had a Player Rush for Five Touchdowns**

Craig Candeto of Navy, 6 touchdowns, Giants Stadium in East Rutherford, N.J., 12-7-02

**Had a Player Rush for Six Touchdowns**

Craig Candeto of Navy, 6 touchdowns, Giants Stadium in East Rutherford, N.J., 12-7-02

**Had a Player Rush for 50 Yards on One Play From Scrimmage**

Cyrus Gray of Texas A&M, 60 yards, Kyle Field in College Station, Texas, 9-27-08

**Had a Player Rush for 60 Yards on One Play From Scrimmage**

Cyrus Gray of Texas A&M, 60 yards, Kyle Field in College Station, Texas, 9-27-08

**Had a Player Rush for 70 Yards on One Play From Scrimmage**

Terry Caulley of Connecticut, 98 yards (TD), Rentschler Field in East Hartford, Conn., 10-15-06

**Had a Player Rush for 80 Yards on One Play From Scrimmage**

Terry Caulley of Connecticut, 98 yards (TD), Rentschler Field in East Hartford, Conn., 10-15-06

**Had a Player Pass for 250 Yards**

Paul Smith of Tulsa, 390 yards (22-32), Michie Stadium, 11-17-07

**Had a Player Pass for 300 Yards**

Paul Smith of Tulsa, 390 yards (22-32), Michie Stadium, 11-17-07

**Had a Player Pass for 400 Yards**

Lester Ricard of Tulane, 409 yards (33-43), Louisiana Superdome in N.O., La., 10-28-06

**Had a Player Attempt 35 Passes**

Adam DiMichele of Temple, 42 att. (23 comp.), Michie Stadium, 9-29-07

**Had a Player Attempt 40 Passes**

Adam DiMichele of Temple, 42 att. (23 comp.), Michie Stadium, 9-29-07

**Had a Player Attempt 50 Passes**

Matt Ryan of Boston College, 51 att. (35 comp.), Alumni Stadium in Chestnut Hill, Mass., 9-22-07

**Had a Player Complete 30 Passes**

Dan LeFevour of Central Michigan, 30 comp. (39 att.), Kelly/Shorts Stadium in Mount Pleasant, Mich., 10-13-07

**Had a Player Complete a Pass of 50 Yards**

Paul Smith to Brennan Marion of Tulsa, 50 yards (TD), Michie Stadium, 11-17-07

**Had a Player Complete a Pass of 60 Yards**

Paul Smith to Brennan Marion of Tulsa, 60 yards, Michie Stadium, 11-17-07

**Had a Player Complete a Pass of 70 Yards**

Chris Williams to Nick Coon of UAB, 91 yards (TD), Legion Field in Birmingham, Ala., 11-1-03

**Had a Player Complete a Pass of 80 Yards**

Chris Williams to Nick Coon of UAB, 91 yards (TD), Legion Field in Birmingham, Ala., 11-1-03

**Had a Player Complete a Pass of 90 Yards**

Chris Williams to Nick Coon of UAB, 91 yards (TD), Legion Field in Birmingham, Ala., 11-1-03

**Had a Player Gain 100 Yards Receiving**

Andre Jones (100) of Akron, Michie Stadium, 9-20-08

**Had Two Players Gain 100 Yards Receiving**

Trae Johnson (119) and Brennan Marion (110) of Tulsa, Michie Stadium, 11-17-07

**Had a Player Catch 10 Passes**

Jabari Arthur of Akron, 11 receptions (125 yards), Cleveland Browns Stadium in Cleveland, Ohio, 9-1-07

**Had a Player Kick Four Field Goals**

Joey Ashcroft of Air Force (4-4), Michie Stadium, 11-9-02

**Had a Player Kick Five Field Goals**

Chris Vella of Holy Cross (5-5), Michie Stadium, 9-7-02

**Had a Player Kick a 45-Yard Field Goal**

Joey Bullen of Navy, 51 yards, M&T Bank Stadium in Baltimore, Md., 12-1-07

**Had a Player Kick a 50-Yard Field Goal**

Joey Bullen of Navy, 51 yards, M&T Bank Stadium in Baltimore, Md., 12-1-07

**Had a Player Kick a 55-Yard Field Goal**

Ryan Harrison of Air Force, 56 yards, Falcon Stadium in USAFA, Colo., 11-3-07

**Had a Player Return a Kickoff for a Touchdown**

John Clements of New Hampshire (87 yards), Michie Stadium, 9-6-08

**Had a Player Return a Kickoff for a Touchdown in Consecutive Games**

Jamal Schulters of Temple (98 yards), Michie Stadium, 8-29-08; John Clements of New Hampshire (87 yards), Michie Stadium, 9-6-08

**Had a Player Return a Punt for a Touchdown**

Kenny Moore of Wake Forest, 55 yards, BB&T Field in Winston-Salem, N.C., 9-15-07

**Had a Player Return a Blocked Punt for a Touchdown**

Colin McEvoy recovered block by Devin McCourty and returned 17 yards (Owen Tolson punter), Michie Stadium, 11-9-07

**Had a Player Return an Interception for a Touchdown**

Josh Gordy of Central Michigan, 15 yards, Kelly/Shorts Stadium in Mount Pleasant, Mich., 10-13-07

**Had a Player Return a Fumble for a Touchdown**

Paul Sweeney of Texas A&M, 58 yards, Kyle Field in College Station, Texas, 9-27-08

**Recorded a Safety**

Tyler Tidwell of Navy, Lincoln Financial Field, 12-2-06

**Had a Player Block a Punt**

Bobby Doyle of Navy (Owen Tolson punter), M&T Bank Stadium in Baltimore, Md., 12-1-07

**Had a Player Block a Field Goal Attempt**

Terrance Knighton of Temple (Owen Tolson kicker), Michie Stadium, 9-29-07

**Recorded 400 Yards Passing**

Tulsa, 425 yards (24-34), Michie Stadium, 11-17-07

**Had 500 Yards of Total Offense**

Tulsa, 622 yards (197 rush, 425 pass), Michie Stadium, 11-17-07

**Had 600 Yards of Total Offense**

Tulsa, 622 yards (197 rush, 425 pass), Michie Stadium, 11-17-07

## 2008 PLAYER BIO UPDATES

### ANTUAN AARON

**FRESHMAN • CORNERBACK • 5-9 • 192**

**DALLAS TEXAS • CRANDALL H.S. (USMAPS)**

**2008:** Appeared in all four games ... made his first collegiate tackle, an assisted stop, versus New Hampshire ... recorded first career solo tackle opposite Akron.

#### AARON'S DEFENSIVE STATISTICS

Year	G-GS	TT	PT	AT	TFL	QBS	FR	PD	Int.
2008	4-0	2	1	1	0-0	0-0	0	0	0
<b>Totals</b>	<b>4-0</b>	<b>1</b>	<b>0</b>	<b>1</b>	<b>0-0</b>	<b>0-0</b>	<b>0</b>	<b>0</b>	<b>0</b>

#### AARON'S CAREER HIGHS

**Tackles:** 1 vs. New Hampshire, 9-6-08; vs. Akron, 9-20-08

**Solo Tackles:** 1 vs. Akron, 9-20-08

**Assisted Tackles:** 1 vs. New Hampshire, 9-6-08

### PETER ANDERSON\*

**SENIOR • LINEBACKER • 5-9 • 210**

**STONE MOUNTAIN, GA. • ST. PIUS X CATHOLIC H.S. (USMAPS)**

**2008:** Appeared in all four games ... registered one tackle, a primary stop, against New Hampshire.

#### P. ANDERSON'S DEFENSIVE STATISTICS

Year	G-GS	TT	PT	AT	TFL	QBS	FR	PD	Int.
2007	9-0	4	3	1	0-0	0-0	0	0	0
2008	4-0	1	1	0	0-0	0-0	0	0	0
<b>Totals</b>	<b>13-0</b>	<b>5</b>	<b>4</b>	<b>1</b>	<b>0-0</b>	<b>0-0</b>	<b>0</b>	<b>0</b>	<b>0</b>

#### P. ANDERSON'S CAREER HIGHS

**Tackles:** 2 vs. Tulsa, 11-17-07

### STEPHEN ANDERSON\*

**SOPHOMORE • LINEBACKER • 5-10 • 231**

**IJAMSVILLE, MD. • DEMASCUS H.S. (USMAPS)**

**2008:** Played in two games this season, making his first career start opposite Texas A&M ... made his season debut against Akron, making one solo stop ... totaled a career-best 10 tackles, including a career-high 3.0 for loss versus the Aggies ... made back-to-back stops behind the line of scrimmage to thwart a Texas A&M drive that penetrated the Army 30-yard line.

#### S. ANDERSON'S DEFENSIVE STATISTICS

Year	G-GS	TT	PT	AT	TFL	QBS	FR	PD	Int.
2007	12-0	15	10	5	2.0-13	0-0	0	0	0
2008	2-1	11	3	8	3.0-13	0-0	0	0	0
<b>Totals</b>	<b>14-1</b>	<b>26</b>	<b>13</b>	<b>13</b>	<b>5.0-26</b>	<b>0-0</b>	<b>0</b>	<b>0</b>	<b>0</b>

#### S. ANDERSON'S CAREER HIGHS

**Tackles:** 10 vs. Texas A&M, 9-27-08

**Solo Tackles:** 5 vs. Georgia Tech, 10-20-07

**Assisted Tackles:** 8 vs. Texas A&M, 9-27-08

**Tackles for Loss:** 3.0-13 vs. Texas A&M, 9-27-08

### FRITZ BENTLER

**JUNIOR • DEFENSIVE END • 6-3 • 235**

**BETTENDORF, IOWA • ASSUMPTION H.S.**

**2008:** Has appeared in all four games, including two starts ... made his first career start at defensive end against Akron ... was with the first unit at defensive tackle versus Texas A&M ... recorded a half of a tackle for loss against Temple ... tackle was the first of his career ... registered one tackle, an assisted stop, against New Hampshire ... notched an assisted tackle opposite Akron ... tallied a career-best three tackles, including half a tackle for loss versus the Aggies.

#### F. BENTLER'S DEFENSIVE STATISTICS

Year	G-GS	TT	PT	AT	TFL	QBS	FR	PD	Int.
2007	2-0	0	0	0	0-0	0-0	0	0	0
2008	4-2	6	1	5	1.0-1	0-0	0	0	0
<b>Totals</b>	<b>6-2</b>	<b>6</b>	<b>1</b>	<b>5</b>	<b>1.0-1</b>	<b>0-0</b>	<b>0</b>	<b>0</b>	<b>0</b>

#### F. BENTLER'S CAREER HIGHS

**Total Tackles:** 3 vs. Texas A&M, 9-27-08

**Solo Tackles:** 1 vs. Texas A&M, 9-27-08

**Assisted Tackles:** 2 vs. Texas A&M, 9-27-08

**Tackles for Loss:** 0.5 vs. Temple, 8-29-08; vs. Texas A&M, 9-27-08

### TED BENTLER\*

**JUNIOR • DEFENSIVE TACKLE • 6-3 • 251**

**BETTENDORF, IOWA • ASSUMPTION H.S. (UNIV. OF IOWA)**

**2008:** Listed as a starter at defensive tackle in first four games ... credited with seven tackles on the season ... registered two tackles with one primary stop opposite Temple ... two tackles against New Hampshire ... made one stop, an assisted tackle behind the line, and recovered a fumble versus Akron ... notched two assisted stops opposite Texas A&M.

#### T. BENTLER'S DEFENSIVE STATISTICS

Year	G-GS	TT	PT	AT	TFL	QBS	FR	PD	Int.
2005*	7-0	4	3	1	1-12	0-0	0	0	0
2007	12-9	42	23	19	5.5-25	3-16	1	5	0
2008	4-4	7	1	6	0.5-1	0-0	1	0	0
<b>Totals</b>	<b>23-13</b>	<b>53</b>	<b>27</b>	<b>26</b>	<b>7.0-38</b>	<b>3-16</b>	<b>2</b>	<b>5</b>	<b>0</b>

\*at University of Iowa

#### T. BENTLER'S CAREER HIGHS

**Tackles:** 6 vs. Temple, 9-29-07

**Tackles for Loss:** 1.5 vs. Wake Forest, 9-15-07

**Sacks:** 1.0, Three times (Last: vs. Temple, 9-29-07)

**Pass Breakups:** 2 vs. Rutgers, 11-9-07

**Fumbles Forced:** 1 vs. Wake Forest, 9-15-07

**Fumbles Recovered:** 1 vs. Temple, 9-29-07; vs. Akron, 9-20-08

### ERNIE BERNAL\*

**JUNIOR • TIGHT END • 6-3 • 248**

**SAN ANTONIO, TEXAS • JUDSON H.S. (USMAPS)**

**2008:** Appeared in the Temple contest ... did not figure statistically ... has missed the last three games due to injury.

#### BERNAL'S RECEIVING STATISTICS

Year	G-GS	No.	Yds.	Avg.	TD	Long/Opp.
2006	1-0	0	0	0.0	0	-/-
2007	12-0	2	8	4.0	1	6/Air Force
2008	1-0	0	0	0	0	-/-
<b>Totals</b>	<b>14-0</b>	<b>2</b>	<b>8</b>	<b>4.0</b>	<b>1</b>	<b>6/Air Force</b>

#### BERNAL'S CAREER HIGHS

**Receptions:** 2 vs. Air Force, 11-3-07

**Receiving Yards:** 8 vs. Air Force, 11-3-07

**Long Reception:** 6 vs. Air Force, 11-3-07

**TDs Receiving:** 1 vs. Air Force, 11-3-07

### DAVID BLACK\*

**SENIOR • DEFENSIVE BACK • 6-1 • 195**

**CHICORA, PA. • KARNS CITY H.S.**

**2008:** Has played in two games ... made appearances versus Temple and Akron.

#### BLACK'S DEFENSIVE STATISTICS

Year	G-GS	TT	PT	AT	TFL	QBS	FR	PD	Int.
2005	0-0	0	0	0	0-0	0-0	0	0	0
2006	1-0	2	0	2	0-0	0-0	0	0	0
2007	6-0	2	2	0	0-0	0-0	0	0	0
2008	2-0	0	0	0	0-0	0-0	0	0	0
<b>Totals</b>	<b>8-0</b>	<b>4</b>	<b>2</b>	<b>2</b>	<b>0-0</b>	<b>0-0</b>	<b>0</b>	<b>0</b>	<b>0</b>

#### BLACK'S CAREER HIGHS

**Tackles:** 1 vs. Akron, 9-1-07; vs. Tulsa, 11-17-07

## 2008 PLAYER BIO UPDATES

### CHIP BOWDEN

**SOPHOMORE • QUARTERBACK • 6-0 • 218**

**PLANT CITY, FLA. • DURANT H.S. (USMAPS)**

**2008:** Has appeared in all four contests, making one start ... was with the first unit for the first time at Texas A&M ... leads the team with 69 rushing attempts and 232 yards ... completed 2 of 8 passes for 15 yards ... did not figure statistically against Temple ... entered in the second quarter against New Hampshire after an injury to Carson Williams ... rushed 14 times for 39 yards ... long rush of 15 yards ... did not complete a pass in three attempts ... led Army with a career-high 21 carries for a career-best 65 yards opposite Akron ... was 1 for 1 for 11 yards passing versus the Zips ... left the game in the third quarter with an ankle injury ... set career highs with 34 carries for 128 yards opposite Texas A&M ... had the best rushing day by an Army quarterback since 1998 ... completed 1 of 4 throws for four yards against the Aggies.

#### BOWDEN'S RUSHING STATISTICS

Year	G-GS	Att.	Yds.	Avg.	TD	Long/Opp.
2007	0-0	0	0	0	0	--
2008	4-1	69	232	3.4	0	15/New Hampshire
<b>Totals</b>	<b>4-1</b>	<b>69</b>	<b>232</b>	<b>3.4</b>	<b>0</b>	<b>15/New Hampshire</b>

#### BOWDEN'S PASSING STATISTICS

Year	G-GS	C	A	Pct.	Yds.	Int.	TD	Long/Opp.
2007	0-0	0	0	.000	0	0	0	--
2008	4-1	2	8	.250	15	0	0	11/Akron
<b>Totals</b>	<b>4-1</b>	<b>2</b>	<b>8</b>	<b>.250</b>	<b>15</b>	<b>0</b>	<b>0</b>	<b>11/Akron</b>

#### BOWDEN'S CAREER HIGHS

**Passing Attempts:** 4 vs. Texas A&M, 9-27-08

**Pass Completions:** 1 vs. Akron, 9-20-08; vs. Texas A&M, 9-27-08

**Passing Yards:** 11 vs. Akron, 9-20-08

**Passing Touchdowns:** None

**Long Pass:** 11 vs. Akron, 9-20-08

**Rushing Attempts:** 34 vs. Texas A&M, 9-27-08

**Rushing Yards:** 128 vs. Texas A&M, 9-27-08

**Long Rush:** 15 vs. New Hampshire, 9-6-08

### LAWRENCE BROWN

**SOPHOMORE • DEFENSIVE BACK • 5-6 • 167**

**VIRGINIA BEACH, VA. • LANDSTOWN H.S. (USMAPS)**

**2008:** Appeared in three games ... made his first collegiate tackle, an assisted stop, versus New Hampshire.

#### BROWN'S DEFENSIVE STATISTICS

Year	G-GS	TT	PT	AT	TFL	QBS	FR	PD	Int.
2007	0-0	0	0	0	0-0	0-0	0	0	0
2008	3-0	1	0	1	0-0	0-0	0	0	0
<b>Totals</b>	<b>3-0</b>	<b>1</b>	<b>0</b>	<b>1</b>	<b>0-0</b>	<b>0-0</b>	<b>0</b>	<b>0</b>	<b>0</b>

#### BROWN'S CAREER HIGHS

**Tackles:** 1 vs. New Hampshire, 9-6-08

**Assisted Tackles:** 1 vs. New Hampshire, 9-6-08

### MATTHEW CAMPBELL

**SOPHOMORE • KICKER-PUNTER • 5-9 • 195**

**LOTHIAN, MD. • DEMATHA H.S. (USMAPS)**

**2008:** Has served as Army's kickoff and field goal man in all four games ... is 3 for 3 on field goal tries ... made a 42-yard field goal on his first collegiate attempt versus New Hampshire ... hit a 36-yard field goal opposite Akron ... true from 24 yards at Texas A&M ... recorded first career touchback against the Aggies.

#### CAMPBELL'S KICKOFF STATISTICS

Year	G	No.	Yds.	Avg.	TB
2007	0	0	0	0.0	0
2008	4	10	580	58.0	1
<b>Totals</b>	<b>4</b>	<b>10</b>	<b>580</b>	<b>58.0</b>	<b>1</b>

#### CAMPBELL'S KICKING STATISTICS

Year	11-29	30-39	40-49	50+	FGs	PATs	Pts.	Long/Opponent
2007	0	0	0	0	0-0	0-0	0	--
2008	1	1	1	0	3-3	0-0	9	42/New Hampshire
<b>Totals</b>	<b>1</b>	<b>1</b>	<b>1</b>	<b>0</b>	<b>3-3</b>	<b>0-0</b>	<b>9</b>	<b>42/New Hampshire</b>

#### CAMPBELL'S CAREER HIGHS

**Kickoffs:** 4 vs. Texas A&M, 9-27-08

**Touchbacks:** 1 vs. Texas A&M, 9-27-08

**Field Goal Attempts:** 1 vs. New Hampshire, 9-6-08; vs. Akron, 9-20-08; vs. Texas A&M, 9-27-08

**Field Goals:** 1 vs. New Hampshire, 9-6-08; vs. Akron, 9-20-08; vs. Texas A&M, 9-27-08

**Long Field Goal:** 42 vs. New Hampshire, 9-6-08

### BRYSON CARL

**JUNIOR • FULLBACK • 6-0 • 256**

**ALBUQUERQUE, N.M. • LA CUEVA H.S.**

**2008:** Has appeared in all four games ... ranks fourth on the team with 70 rushing yards ... averaging 5.0 yards per carry, tops on the team among players with at least 10 attempts ... ran three times for 17 yards against Temple ... attempts and yards were first of his career ... long rush of seven yards opposite the Owls ... carried three times for 17 yards against New Hampshire ... averaged 5.7 yards per rush with a long rush of 16 yards opposite the Wildcats ... carried one time for three yards against Akron ... set career highs with seven rushes for 33 yards at Texas A&M.

#### CARL'S RUSHING STATISTICS

Year	G-GS	Att.	Yds.	Avg.	TD	Long/Opp.
2006	0-0	0	0	0.0	0	--
2007	0-0	0	0	0.0	0	--
2008	4-0	14	70	5.0	0	16/New Hampshire
<b>Totals</b>	<b>4-0</b>	<b>14</b>	<b>70</b>	<b>5.0</b>	<b>0</b>	<b>16/New Hampshire</b>

#### CARL'S CAREER HIGHS

**Rushing Attempts:** 7 vs. Texas A&M, 9-27-08

**Rushing Yards:** 33 vs. Texas A&M, 9-27-08

**Rushing Touchdowns:** None

**Long Rush:** 16 vs. New Hampshire, 9-6-08

### JAMESON CARTER

**SOPHOMORE • WIDE RECEIVER • 5-11 • 187**

**MATTHEWS, N.C. • BUTLER H.S.**

**2008:** Has appeared in all four games ... led the team in receiving in three of first four games ... owns a team-high seven catches for 116 yards ... averages 16.6 yards per catch ... Army's leading kick returner with eight returns for 169 yards (21.1/return) ... paces the team with 285 all-purpose yards ... led the team with three catches for 32 yards against Temple ... long reception of 19 yards ... credited with one punt on a "quick kick" ... punt went for 21 yards opposite the Owls ... caught two passes for 69 yards against New Hampshire ... career-long reception of 59 yards opposite the Wildcats ... made one catch for 11 yards versus Akron ... made his debut as Army's kick returner versus the Zips ... recorded 110 yards on five returns ... made the team's only reception, a gain of four yards, at Texas A&M ... returned three kicks for 59 yards versus the Aggies.

#### CARTER'S RECEIVING STATISTICS

Year	G-GS	No.	Yds.	Avg.	TD	Long/Opp.
2007	2-0	0	0	--	0	--
2008	4-0	7	116	16.6	0	59/New Hampshire
<b>Totals</b>	<b>6-0</b>	<b>7</b>	<b>116</b>	<b>16.6</b>	<b>0</b>	<b>59/New Hampshire</b>

#### CARTER'S KICKOFF RETURN STATISTICS

Year	G-GS	No.	Yds.	Avg.	TD	Long/Opp.
2007	2-0	0	0	0.0	0	--
2008	4-0	8	169	21.1	0	26/Akron
<b>Totals</b>	<b>6-0</b>	<b>8</b>	<b>169</b>	<b>21.1</b>	<b>0</b>	<b>26/Akron</b>

## 2008 PLAYER BIO UPDATES

### JAMESON CARTER - CONTINUED

#### CARTER'S CAREER HIGHS

**Receptions:** 3 vs. Temple, 8-29-08  
**Receiving Yards:** 69 vs. New Hampshire, 9-6-08  
**Long Reception:** 59 vs. New Hampshire, 9-6-08  
**TDs Receiving:** None  
**Kickoff Returns:** 5 vs. Akron, 9-20-07  
**Kickoff Return Yards:** 110 vs. Akron, 9-20-07  
**Long Kickoff Return:** 26 vs. Akron, 9-20-07  
**All-Purpose Yards:** 121 vs. Akron (110 KOR, 11 rec.), 9-20-07  
**Punts:** 1 vs. Temple, 8-29-08  
**Long Punt:** 21 vs. Temple, 8-29-08

### BRANDON COX\*\*

#### SENIOR • GUARD-TACKLE • 6-3 • 294

#### SCHERTZ, TEXAS • SAMUEL CLEMENS H.S.

**2008:** Has made 19 consecutive starts ... listed as a starter at left guard in all four outings.

### TONY DACE\*

#### SENIOR • RUNNING BACK • 5-6 • 187

#### FORT WALTON BEACH, FLA. • FORT WALTON BEACH H.S.

**2008:** Listed with the starting unit in all four games this season ... 15 carries for 62 yards ... team-high two rushing touchdowns ... averaging 4.1 yards per rush ... rushed six times for 40 yards against Temple ... averaged 6.7 yards per attempt ... long rush of 28 yards ... scored Army's lone touchdown on a 1-yard run opposite the Owls ... carried six times for zero yards against New Hampshire ... long rush of three yards versus the Wildcats ... did not have a rushing attempt versus Akron ... carried three times for 22 yards and a touchdown at Texas A&M.

#### DACE'S RUSHING STATISTICS

Year	G-GS	Att.	Yds.	Avg.	TD	Long/Opp.
2006	2-0	10	30	3.0	0	9/VMI
2007	12-2	97	330	3.4	1	34/Temple
2008	4-4	15	62	4.1	2	28/Temple
<b>Totals</b>	<b>18-6</b>	<b>122</b>	<b>422</b>	<b>3.5</b>	<b>3</b>	<b>34/Temple</b>

#### DACE'S RECEIVING STATISTICS

Year	G-GS	No.	Yds.	Avg.	TD	Long/Opp.
2006	2-0	0	0	0	0	-/-
2007	12-2	10	47	4.7	0	10/Central Michigan
2008	4-4	0	0	0	0	-/-
<b>Totals</b>	<b>18-6</b>	<b>10</b>	<b>47</b>	<b>4.7</b>	<b>0</b>	<b>10/Central Michigan</b>

#### DACE'S CAREER HIGHS

**Rushing Attempts:** 28 vs. Navy, 12-1-07  
**Rushing Yards:** 104 vs. Navy, 12-1-07  
**Rushing Touchdowns:** 1 vs. Tulsa, 11-17-07; vs. Temple, 8-29-08; vs. Texas A&M, 9-27-08  
**Long Rush:** 34 vs. Temple, 9-29-07  
**Receptions:** 3 vs. C. Michigan, 10-13-07; vs. Navy, 12-1-07  
**Receiving Yards:** 21 vs. C. Michigan, 10-13-07  
**Long Reception:** 10 vs. C. Michigan, 10-13-07  
**Kickoff Returns:** 1 vs. Rutgers, 11-9-07; vs. Tulsa, 11-17-07  
**KOR Yards:** 18 vs. Rutgers, 11-9-07

### ADAM DEMARCO\*

#### SENIOR • KICKER • 5-9 • 185

#### SARATOTA, FLA. • RIVERVIEW H.S. (USMAPS)

**2008:** Has appeared in three games as the conversion kicker ... has converted all four of his PAT attempts ... one PAT against both Temple and New Hampshire ... did not have an attempt against Akron ... was 2 for 2 on PATs at Texas A&M.

#### DEMARCO'S KICKING STATISTICS

Year	11-29	30-39	40-49	50+	FGs	PATs	Pts.	Long/Opponent
2007	0	1	0	0	1-2	16-17	19	36/Wake Forest
2008	0	0	0	0	0-0	4-4	4	-/-
<b>Totals</b>	<b>0</b>	<b>1</b>	<b>0</b>	<b>0</b>	<b>1-2</b>	<b>20-21</b>	<b>23</b>	<b>36/Wake Forest</b>

### DEMARCO'S CAREER HIGHS

**PATs:** 3 vs. Central Michigan, 10-13-07  
**PAT Attempts:** 3 vs. Central Michigan, 10-13-07  
**Field Goals:** 1 vs. Wake Forest, 9-15-07  
**Field Goal Attempts:** 1 vs. URI, 9-8-07; vs. Wake Forest, 9-15-07  
**Long FG:** 36 yards vs. Wake Forest, 9-15-07

### MATT EASON

#### SENIOR • LINEBACKER • 6-0 • 224

#### ORLANDO, FLA. • BOONE H.S. (USMAPS)

**2008:** Has appeared in all four games ... has not figured statistically this season.

#### EASON'S DEFENSIVE STATISTICS

Year	G-GS	TT	PT	AT	TFL	QBS	FR	PD	Int.
2005	0-0	0	0	0	0-0	0-0	0	0	0
2006	0-0	0	0	0	0-0	0-0	0	0	0
2007	12-0	4	2	2	0-0	0-0	0	0	0
2008	4-0	0	0	0	0-0	0-0	0	0	0
<b>Totals</b>	<b>16-0</b>	<b>4</b>	<b>2</b>	<b>2</b>	<b>0-0</b>	<b>0-0</b>	<b>0</b>	<b>0</b>	<b>0</b>

#### EASON'S CAREER HIGHS

**Tackles:** 1, Four Times

### KINGSLEY EHIE

#### SOPHOMORE • FULLBACK • 5-10 • 221

#### SPRINGFIELD, MO. • HILLCREST H.S. (USMAPS)

**2008:** Has played in one game ... made his collegiate debut against New Hampshire ... gained five yards on his lone carry.

#### EHIE'S RUSHING STATISTICS

Year	G-GS	Att.	Yds.	Avg.	TD	Long/Opp.
2007	0-0	0	0	0.0	0	-/-
2008	1-0	1	5	5.0	0	5/New Hampshire
<b>Totals</b>	<b>1-0</b>	<b>1</b>	<b>5</b>	<b>5.0</b>	<b>0</b>	<b>5/New Hampshire</b>

#### EHIE'S CAREER HIGHS

**Rushing Attempts:** 1 vs. New Hampshire, 9-6-08  
**Rushing Yards:** 5 vs. New Hampshire, 9-6-08  
**Long Rush:** 5 vs. New Hampshire, 9-6-08

### MIKE EVANS\*\*

#### SENIOR • TIGHT END • 6-2 • 238

#### OKLAHOMA CITY, OKLA • CARL ALBERT H.S. (USMAPS)

**2008:** Listed as the starting tight end in three games ... eight career starts ... caught his first career touchdown against New Hampshire, a 2-yard pass from Carson Williams.

#### EVANS' RECEIVING STATISTICS

Year	G-GS	No.	Yds.	Avg.	TD	Long/Opp.
2006	10-0	1	22	22.0	0	22/VMI
2007	12-5	11	126	11.5	0	24/Boston College
2008	4-3	1	2	2.0	1	2/New Hampshire
<b>Totals</b>	<b>26-8</b>	<b>13</b>	<b>150</b>	<b>11.5</b>	<b>1</b>	<b>24/Boston College</b>

#### EVANS' CAREER HIGHS

**Receptions:** 3 vs. Akron, 9-1-07  
**Receiving Yards:** 36 vs. Akron, 9-1-07  
**Receiving Touchdowns:** 1 vs. New Hampshire, 9-6-08  
**Long Rec.:** 24 vs. Boston College, 9-22-07  
**Kickoff Returns:** 2 vs. Akron, 9-1-07  
**Kickoff Ret. Yards:** 31 vs. Akron, 9-1-07  
**Long Kickoff Return:** 17 vs. Akron, 9-1-07

## 2008 PLAYER BIO UPDATES

**MIKE GANN\*****JUNIOR • DEFENSIVE TACKLE • 6-2 • 270****ROSWELL, GA. • MARIST SCHOOL**

**2008:** Listed as a starter in the first three contests at right defensive tackle ... missed the Texas A&M game with a knee injury ... start against Temple was first of his career ... registered three tackles ... one solo stop ... credited with half of a tackle for loss opposite the Owls ... career-best five tackles against New Hampshire ... three of the five stops were primary hits ... first solo sack went for a 4-yard loss against Wildcats ... one tackle for a loss of four yards ... recovered a fumble opposite New Hampshire for the first time in his career ... made two tackles, one solo and one assisted, versus Akron.

**GANN'S DEFENSIVE STATISTICS**

Year	G-GS	TT	PT	AT	TFL	QBS	FR	PD	Int.
2006	2-0	2	0	2	0-0	0-0	0	0	0
2007	12-0	22	9	13	2.5-12	0.5-5	0	0	0
2008	3-3	10	6	4	1.5-5	1.0-4	1	0	0
<b>Totals</b>	<b>17-3</b>	<b>34</b>	<b>15</b>	<b>19</b>	<b>4.0-17</b>	<b>1.5-9</b>	<b>1</b>	<b>0</b>	<b>0</b>

**GANN'S CAREER HIGHS****Tackles:** 5 vs. New Hampshire, 9-6-08**Tackles for Loss:** 1.0, Three Times**Sacks:** 1 vs. New Hampshire, 9-6-08**Fumbles Recovered:** 1 vs. New Hampshire, 9-6-08**LOWELL GARTHWAITE\*****SENIOR • DEFENSIVE BACK • 6-1 • 207****CONCORD, CALIF. • CLAYTON VALLEY H.S.**

**2008:** Part of the starting unit at strong safety in all four games ... fourth on the squad with 23 tackles ... forced a fumble in each of the first two contests ... registered five tackles against Temple ... forced a fumble ... four solo stops opposite the Owls ... posted a then career-best seven tackles against New Hampshire ... four primary stops ... credited with one pass breakup, the first of his career ... forced a fumble opposite the Wildcats ... registered a career-high eight tackles, four of which were solos, against Akron ... broke up one pass versus the Zips ... credited with three tackles at Texas A&M.

**GARTHWAITE'S DEFENSIVE STATISTICS**

Year	G-GS	TT	PT	AT	TFL	QBS	FR	PD	Int.
2006	7-2	10	5	5	0-0	0-0	1	0	1
2008	4-4	23	13	10	0-0	0-0	0	2	0
<b>Totals</b>	<b>11-6</b>	<b>33</b>	<b>18</b>	<b>15</b>	<b>0-0</b>	<b>0-0</b>	<b>1</b>	<b>2</b>	<b>1</b>

**GARTHWAITE'S CAREER HIGHS****Tackles:** 8 vs. Akron, 9-20-08**Interceptions:** 1 vs. Kent State, 9-9-06**Pass Breakups:** 1 vs. New Hampshire, 9-6-08; vs. Akron, 9-20-08**Forced Fumbles:** 1 vs. Temple, 8-29-06; vs. New Hampshire, 9-6-08**Fumbles Recovered:** 1 vs. Kent State, 9-9-06**GEOFFREY HEWITT****JUNIOR • FULLBACK • 6-0 • 268****CORONA, CALIF. • SANTIAGO H.S.**

**2008:** Has seen action in all four games this season ... rushed four times for 27 yards, including a long of 16 versus Temple ... made his collegiate debut opposite the Owls ... ran three times for 23 yards ... toted the ball once for four yards against New Hampshire ... one carry for three yards opposite Akron.

**HEWITT'S RUSHING STATISTICS**

Year	G-GS	Att.	Yds.	Avg.	TD	Long/Opp.
2006	0-0	0	0	0.0	0	-/-
2007	0-0	0	0	0.0	0	-/-
2008	4-0	5	30	6.0	0	16/Temple
<b>Totals</b>	<b>4-0</b>	<b>5</b>	<b>30</b>	<b>6.0</b>	<b>0</b>	<b>16/Temple</b>

**HEWITT'S CAREER HIGHS****Rushing Attempts:** 3 vs. Temple, 8-29-08**Rushing Yards:** 23 vs. Temple, 8-29-08**Rushing Touchdowns:** None**Long Rush:** 16 vs. Temple, 8-29-08**MARIO HILL\*****JUNIOR • DEFENSIVE BACK • 6-0 • 182****GREENSBORO, N.C. • GRIMSLEY H.S. (USMAPS)**

**2008:** Listed as a starter in all four contests contests at "field" corner ... drew first career start against Temple ... registered career-high four tackles ... all four tackles were primary stops opposite the Owls ... credited with three tackles against New Hampshire ... two solo stops ... registered first pass breakup opposite the Wildcats ... tied his career highs with four tackles and a pass breakup against Akron ... notched his first career tackle for loss versus the Zips, an assisted stop behind the line ... tallied two assisted stops at Texas A&M.

**HILL'S DEFENSIVE STATISTICS**

Year	G-GS	TT	PT	AT	TFL	QBS	FR	PD	Int.
2007	10-0	12	10	2	0-0	0-0	1	0	0
2008	4-4	13	7	6	0.5-2	0-0	0	2	0
<b>Totals</b>	<b>14-4</b>	<b>25</b>	<b>17</b>	<b>8</b>	<b>0.5-2</b>	<b>0-0</b>	<b>1</b>	<b>2</b>	<b>0</b>

**HILL'S CAREER HIGHS****Total Tackles:** 4 vs. Temple, 8-29-08**Solo Tackles:** 4 vs. Temple, 8-29-08**Assisted Tackles:** 3 vs. Akron, 9-20-08**Tackles for Loss:** 0.5-2 vs. Akron, 9-20-08**Pass Breakups:** 1 vs. New Hampshire, 9-6-08; vs. Akron, 9-20-08**Fumble Recoveries:** 1 vs. Rutgers, 11-9-07**DAMION HUNTER****JUNIOR • WIDE RECEIVER • 5-10 • 173****NAPLES, FLA. • BARRON COLLIER H.S. (USMAPS)**

**2008:** Has appeared in all four contests, making one start ... caught one pass for 11 yards against Temple ... did not figure statistically against New Hampshire ... made one reception for six yards versus Akron ... listed with the first unit for the first time in his career at Texas A&M.

**HUNTER'S RECEIVING STATISTICS**

Year	G-GS	No.	Yds.	Avg.	TD	Long/Opp.
2006	3-0	0	0	0	0	-/-
2007	4-0	6	58	9.7	0	17/Wake Forest
2008	4-1	2	17	8.5	0	11/Temple
<b>Totals</b>	<b>11-1</b>	<b>8</b>	<b>75</b>	<b>9.4</b>	<b>0</b>	<b>17/Wake Forest</b>

**HUNTER'S RUSHING STATISTICS**

Year	G-GS	Att.	Yds.	Avg.	TD	Long/Opp.
2006	3-0	0	0	0.0	0	-/-
2007	4-0	1	15	15.0	0	15/Temple
2008	4-1	0	0	-	0	-/-
<b>Totals</b>	<b>11-1</b>	<b>1</b>	<b>15</b>	<b>15.0</b>	<b>0</b>	<b>15/Temple</b>

**HUNTER'S ALL-PURPOSE STATISTICS**

Year	G-GS	Rush	Rec.	PR	KOR	Int.	Tot.	Avg./G
2006	3-0	0	0	0	178	0	178	59.3
2007	4-0	15	58	0	0	0	73	18.3
2008	4-1	0	17	0	0	0	17	5.7
<b>Totals</b>	<b>11-1</b>	<b>15</b>	<b>75</b>	<b>0</b>	<b>178</b>	<b>0</b>	<b>268</b>	<b>26.8</b>

**HUNTER'S CAREER HIGHS****Rushing Attempts:** 1 vs. Temple, 9-29-07**Rushing Yards:** 15 vs. Temple, 9-29-07**Long Rush:** 15 vs. Temple, 9-29-07**Receptions:** 4 vs. Boston College, 9-22-07**Receiving Yards:** 37 vs. Boston College, 9-22-07**Long Reception:** 17 vs. Wake Forest, 9-15-07**Kickoff Returns:** 6 vs. Tulane, 10-28-06**Kickoff Return Yards:** 152 vs. Tulane, 10-28-06**Longest Kickoff Return:** 42 vs. Tulane, 10-28-06**All-Purpose Yards:** 152 vs. Tulane, 10-28-06

## 2008 PLAYER BIO UPDATES

### ARLANCE JENKINS\*\*

SENIOR • LINEBACKER • 5-10 • 220

DUNWOODY, GA. • CHAMBLEE H.S. (USMAPS)

2008: Has appeared in all four contests, primarily on special teams ... has not figured statistically.

#### JENKINS' DEFENSIVE STATISTICS

Year	G-GS	TT	PT	AT	TFL	QBS	FR	PD	Int.
2006	6-0	2	0	2	0-0	0-0	0	0	0
2007	12-0	7	6	1	0-0	0-0	0	0	0
2008	4-0	0	0	0	0-0	0-0	0	0	0
<b>Totals</b>	<b>22-0</b>	<b>9</b>	<b>6</b>	<b>3</b>	<b>0-0</b>	<b>0-0</b>	<b>0</b>	<b>0</b>	<b>0</b>

#### JENKINS' CAREER HIGHS

Tackles: 2 vs. VMI, 10-7-06; vs. Tulane, 10-6-07

### JASON JOHNSON\*

SENIOR • OFFENSIVE TACKLE • 6-3 • 260

LAS FLORES, CALIF. • TESORO H.S.

2008: Has played in all four games at right tackle ... eight career starts ... was listed as the starter against Temple ... appeared in the New Hampshire contest as a reserve ... back with the first unit against Akron ... started at Texas A&M.

### ERIC JONES

FRESHMAN • DEFENSIVE BACK • 6-0 • 189

SPRINGDALE, ARK. • SPRINGDALE H.S. (USMAPS)

2008: Registered two tackles in his collegiate debut at Texas A& M ... forced a fumble on kick coverage against the Aggies.

#### JONES' DEFENSIVE STATISTICS

Year	G-GS	TT	PT	AT	TFL	QBS	FF	FR	PD	Int.
2008	1-0	2	1	1	0-0	0-0	1	0	0	0
<b>Totals</b>	<b>1-0</b>	<b>2</b>	<b>1</b>	<b>1</b>	<b>0-0</b>	<b>0-0</b>	<b>1</b>	<b>0</b>	<b>0</b>	<b>0</b>

#### JONES' CAREER HIGHS

Tackles: 2 vs. Texas A&M, 9-27-08

Solo Tackles: 1 vs. Texas A&M, 9-27-08

Assisted Tackles: 1 vs. Texas A&M, 9-27-08

Fumbles Forced: 1 vs. Texas A&M, 9-27-08

### RICHARD KING

SOPHOMORE • DEFENSIVE BACK • 5-11 • 188

HOUSTON, TEXAS • KLEIN FOREST H.S. (USMAPS)

2008: Appeared in three contests ... utilized as Army's nickel back ... missed the New Hampshire game with an ankle injury ... registered first career interception and tackle opposite Temple ... returned pick two yards ... credited with one tackle opposite the Owls before leaving with leg injury ... back on the field against Akron ... notched his first career tackle for loss, an assisted stop behind the line of scrimmage, versus the Zips ... tallied a career-high four tackles, including one stop behind the line of scrimmage, at Texas A&M.

#### KING'S DEFENSIVE STATISTICS

Year	G-GS	TT	PT	AT	TFL	QBS	FR	PD	Int.
2007	0-0	0	0	0	0-0	0-0	0	0	0
2008	4-0	6	2	4	1.5-4	0-0	0	0	1
<b>Totals</b>	<b>4-0</b>	<b>6</b>	<b>2</b>	<b>4</b>	<b>1.5-4</b>	<b>0-0</b>	<b>0</b>	<b>0</b>	<b>1</b>

#### KING'S CAREER HIGHS

Total Tackles: 4 vs. Texas A&M, 9-27-08

Solo Tackles: 2 vs. Texas A&M, 9-27-08

Assisted Tackles: 2 vs. Texas A&M, 9-27-08

Tackles for Loss: 1.0-3 vs. Texas A&M, 9-27-08

Interceptions: 1 vs. Temple, 8-29-08

### DESMOND LAMB

SOPHOMORE • DEFENSIVE BACK • 6-2 • 193

WOODSTOCK, GA. • WOODSTOCK H.S. (USMAPS)

2008: Appeared in all four games ... made his first career tackle, an assisted stop, at Texas A&M.

#### LAMB'S DEFENSIVE STATISTICS

Year	G-GS	TT	PT	AT	TFL	QBS	FR	PD	Int.
2007	0-0	0	0	0	0-0	0-0	0	0	0
2008	4-0	1	0	1	0-0	0-0	0	0	0
<b>Totals</b>	<b>4-0</b>	<b>1</b>	<b>0</b>	<b>1</b>	<b>0-0</b>	<b>0-0</b>	<b>0</b>	<b>0</b>	<b>0</b>

#### LAMB'S CAREER HIGHS

Total Tackles: 1 vs. Texas A&M, 9-27-08

Assisted Tackles: 1 vs. Texas A&M, 9-27-08

### JOE LEFORTE

SENIOR • WIDE RECEIVER • 6-2 • 199

TUXEDO, N.Y. • O'NEILL H.S. (USMAPS)

2008: Has appeared in all four contests ... caught first career pass against New Hampshire for a gain of five yards.

#### LEFORTE'S RECEIVING STATISTICS

Year	G-GS	No.	Yds.	Avg.	TD	Long/Opp.
2005	0-0	0	0	0	0	-/-
2006	0-0	0	0	0	0	-/-
2007	1-0	0	0	0	0	-/-
2008	4-0	1	5	5.0	0	5/New Hampshire
<b>Totals</b>	<b>5-0</b>	<b>1</b>	<b>5</b>	<b>5.0</b>	<b>0</b>	<b>5/New Hampshire</b>

#### LEFORTE'S CAREER HIGHS

Receptions: 1 vs. New Hampshire, 9-6-08

Receiving Yards: 5 vs. New Hampshire, 9-6-08

Receiving Touchdowns: None

Long Reception: 5 vs. New Hampshire, 9-6-08

### MIKE LEMMING\*\*

SENIOR • OFFENSIVE GUARD • 6-3 • 298

HOUSTON, TEXAS • STRAKE JESUIT PREP

2008: Owns 18 career starts ... listed with the starting unit at right guard in the first four contests.

### JAMISON MAEHLER

SENIOR • WIDE RECEIVER • 6-4 • 211

TRUCKEE, CALIF. • TAHOE TRUCKEE H.S.

2008: Played in three games ... made his season debut versus New Hampshire ... one reception for seven yards opposite the Wildcats ... played, but did not figure statistically against Akron and Texas A&M.

#### MAEHLER'S RECEIVING STATISTICS

Year	G-GS	No.	Yds.	Avg.	TD	Long/Opp.
2006	3-0	3	34	11.3	0	12/VMI
2007	1-0	0	0	0.0	0	-/-
2008	3-0	1	7	7.0	0	-/-
<b>Totals</b>	<b>7-0</b>	<b>4</b>	<b>41</b>	<b>10.3</b>	<b>0</b>	<b>12/VMI</b>

#### MAEHLER'S CAREER HIGHS

Receptions: 2 vs. Rice, 9-30-06

Receiving Yards: 22 vs. Rice, 9-30-06

Receiving Touchdowns: None

Long Reception: 12 vs. VMI, 10-7-06

2008 PLAYER BIO UPDATES

**ROBERT MCCLARY**

**SOPHOMORE • FULLBACK • 5-11 • 247**

**JACKSONVILLE, FLA. • SANDALWOOD H.S. (USMAPS)**

**2008:** Appeared in the first two contests ... missed the Akron and Texas A&M games due to injury ... five rushes for 20 yards on the season ... made his collegiate debut against Temple ... rushed twice for 11 yards ... long rush of seven yards opposite the Owls ... carried three times for nine yards against New Hampshire ... long rush of four yards opposite the Wildcats.

**MCCLARY'S RUSHING STATISTICS**

Year	G-GS	Att.	Yds.	Avg.	TD	Long/Opp.
2007	0-0	0	0	0.0	0	-/-
2008	2-0	5	20	4.0	0	7/Temple
<b>Totals</b>	<b>2-0</b>	<b>5</b>	<b>20</b>	<b>4.0</b>	<b>0</b>	<b>7/Temple</b>

**MCCLARY'S CAREER HIGHS**

**Rushing Attempts:** 3 vs. New Hampshire, 9-6-08

**Rushing Yards:** 11 vs. Temple, 8-29-08

**Rushing Touchdowns:** None

**Long Rush:** 7 vs. Temple, 8-29-08

**WESLEY MCMAHAND\*\***

**SENIOR • RUNNING BACK • 5-5 • 177**

**CHARLOTTE, N.C. • E.E. WADDELL H.S.**

**2008:** Has appeared in all four games ... ranks third on the team with 74 rushing yards ... averaging 8.2 yards per rush (9 carries) ... Army's active career leader with 941 rushing yards and six rushing touchdowns ... ran three times for six yards against Temple ... rushed twice for 12 yards against New Hampshire ... had one carry for a career-long gain of 45 yards against Akron ... tallied three carries for 11 yards at Texas A&M.

**MCMAHAND'S RUSHING STATISTICS**

Year	G-GS	Att.	Yds.	Avg.	TD	Long/Opp.
2006	12-11	150	654	4.4	4	32/Rice
2007	10-6	73	213	2.9	2	20/Akron
2008	4-0	9	74	8.2	0	45/Akron
<b>Totals</b>	<b>26-17</b>	<b>232</b>	<b>941</b>	<b>4.1</b>	<b>6</b>	<b>32/Rice</b>

**MCMAHAND'S RECEIVING STATISTICS**

Year	G-GS	No.	Yds.	Avg.	TD	Long/Opp.
2006	12-11	3	(1)	(0.3)	0	1/Texas A&M
2007	10-6	2	23	11.5	0	12/Akron
2008	4-0	0	0	0	0	-/-
<b>Totals</b>	<b>26-17</b>	<b>5</b>	<b>22</b>	<b>4.4</b>	<b>0</b>	<b>12/Akron</b>

**MCMAHAND'S CAREER HIGHS**

**Rushing Attempts:** 22 vs. Baylor, 9-23-06

**Rushing Yards:** 93 vs. Baylor, 9-23-06

**TDs Rushing:** 2 vs. Texas A&M, 9-16-06; VMI, 10-7-06

**Long Rush:** 45 vs. Akron, 9-20-08

**Receptions:** 1, Five Times

**Receiving Yards:** 12 vs. Akron, 9-1-07

**Long Reception:** 12 vs. Akron, 9-1-07

**All-Purpose Yards:** 96 vs. Akron, 9-1-07

**JOSH MCNARY\***

**SOPHOMORE • LINEBACKER • 6-1 • 231**

**HOUSTON, TEXAS • CLEAR LAKE H.S. (USMAPS)**

**2008:** Earned starts at "will" linebacker in each of the first three games ... made his first career start at defensive end at Texas A&M ... leads the team with 30 tackles and 4.0 tackles for loss ... tied for the team lead with two pass breakups and one sack ... made first career start against Temple ... recorded a then career-best eight tackles each against Temple and New Hampshire ... made a career-high nine stops against Akron ... registered a career-best two tackles behind the line of scrimmage and broke up a pass opposite the Zips ... tallied five tackles and one sack at Texas A&M ... quarterback takedown came on Aggies' first play from scrimmage.

**MCNARY'S DEFENSIVE STATISTICS**

Year	G-GS	TT	PT	AT	TFL	QBS	FR	PD	Int.
2007	10-0	15	7	8	2.0-12	1.0-11	0	0	0
2008	4-4	30	20	10	4.0-13	1.0-7	0	2	0
<b>Totals</b>	<b>14-4</b>	<b>45</b>	<b>27</b>	<b>18</b>	<b>6.0-25</b>	<b>2.0-18</b>	<b>0</b>	<b>2</b>	<b>0</b>

**MCNARY'S CAREER HIGHS**

**Total Tackles:** 9 vs. Akron, 9-20-08

**Solo Tackles:** 7 vs. New Hampshire, 9-6-08

**Assisted Tackles:** 4 vs. Akron, 9-20-08

**Tackles for Loss:** 2.0-5 vs. Akron, 9-20-08

**Sacks:** 1.0-7 vs. Texas A&M, 9-27-08

**Pass Breakups:** 1 vs. Temple, 8-29-08; vs. Akron, 9-20-08

**PATRICK MEALY\***

**SOPHOMORE • RUNNING BACK • 5-8 • 203**

**HYATTSVILLE, MD • DEMATHA H.S. (USMAPS)**

**2008:** Played in three games ... listed with the starting unit at running back in the first two games of the season ... did not appear in the Akron game due to a hamstring injury ... 12 carries for 58 yards and a touchdown on the season ... has returned five kickoffs for 115 yards ... carried four times for 16 yards against New Hampshire ... returned five kickoffs for 115 yards ... had a long return of 39 yards Wildcats ... rushed five times for 16 yards against Temple ... long rush of five yards opposite the Owls ... ran three times for 26 yards and his first career touchdown at Texas A&M ... season-long 19-yard run opposite the Aggies.

**MEALY'S RUSHING STATISTICS**

Year	G-GS	Att.	Yds.	Avg.	TD	Long/Opp.
2007	10-3	94	302	3.2	0	31/Ga. Tech
2008	3-2	12	58	4.8	1	19/New Hampshire
<b>Totals</b>	<b>13-5</b>	<b>106</b>	<b>360</b>	<b>3.4</b>	<b>1</b>	<b>31/Ga. Tech</b>

**MEALY'S RECEIVING STATISTICS**

Year	G-GS	No.	Yds.	Avg.	TD	Long/Opp.
2007	10-3	10	60	6.0	0	17/Ga. Tech
2008	3-2	0	0	0	0	-/-
<b>Totals</b>	<b>13-5</b>	<b>10</b>	<b>60</b>	<b>6.0</b>	<b>0</b>	<b>17/Ga. Tech</b>

**MEALY'S KICKOFF RETURN STATISTICS**

Year	G-GS	No.	Yds.	Avg.	TD	Long/Opp.
2007	10-3	0	0	0.0	0	-/-
2008	3-2	5	115	23.0	0	39/New Hampshire
<b>Totals</b>	<b>13-5</b>	<b>5</b>	<b>115</b>	<b>23.0</b>	<b>0</b>	<b>39/New Hampshire</b>

**TREY MIRANNE\*\***

**SENIOR • CENTER • 6-0 • 273**

**NEW ORLEANS, LA. • JESUIT H.S.**

**Milestones:** Carries a team-best consecutive 22-game starting streak.

**2008:** Listed with the lead unit in each of the first four games ... drew starting assignments at center.

**COLLIN MOONEY\*\***

**SENIOR • FULLBACK • 5-10 • 247**

**KATY, TEXAS • TAYLOR H.S.**

**2008:** Listed with the starting unit in in all four contests ... second on the squad with 65 carries for 229 yards ... two catches for four yards ... earned first career start against Temple ... set career-highs in rushes (26), yards (81) and long rush (16) ... averaged 3.1 yards per carry .. also caught one pass for three yards opposite the Owls ... rushed 16 times for 57 yards against New Hampshire ... long rush of 13 yards ... averaged 3.6 yards per run ... caught one pass for one yard opposite the Wildcats ... ran 10 times for 36 yards versus Akron ... rushed 13 times for 55 yards at Texas A&M.

## 2008 PLAYER BIO UPDATES

### COLLIN MOONEY - CONTINUED

#### MOONEY'S RUSHING STATISTICS

Year	G-GS	Att.	Yds.	Avg.	TD	Long/Opp.
2006	9-0	1	9	9.0	0	9/VMI
2007	12-0	5	13	2.6	0	7/Tulane
2008	4-4	65	229	3.5	0	16/Temple
<b>Totals</b>	<b>25-4</b>	<b>71</b>	<b>251</b>	<b>3.5</b>	<b>0</b>	<b>16/Temple</b>

#### MOONEY'S RECEIVING STATISTICS

Year	G-GS	No.	Yds.	Avg.	TD	Long/Opp.
2006	9-0	0	0	0	0	--
2007	12-0	5	45	9.0	0	21/Temple
2008	4-4	2	4	2.0	0	3/Temple
<b>Totals</b>	<b>25-4</b>	<b>7</b>	<b>49</b>	<b>7.0</b>	<b>0</b>	<b>21/Temple</b>

#### MOONEY'S CAREER HIGHS

**Rusing Attempts:** 26 vs. Temple, 8-29-08

**Rushing Yards:** 81 vs. Temple, 8-29-08

**Long Rush:** 16 vs. Temple, 8-29-08

**Receptions:** 2 vs. Tulsa, 11-17-07

**Receiving Yards:** 21 vs. Temple, 9-29-07

**Long Reception:** 21 vs. Temple, 9-29-07

**Kickoff Returns:** 1 vs. Akron, 9-1-07; vs. Central Michigan, 10-13-07

**Kickoff Ret. Yards:** 21 vs. Akron, 9-1-07

**Long Kickoff Return:** 21 vs. Akron, 9-1-07

### ROD MURRAY\*

**SOPHOMORE • LINEBACKER • 5-11 • 206**

**TALLAHASSEE, FLA. • GODBY H.S. (USMAPS)**

**2008:** Has appeared in all four contests ... three tackles total for the season, two of them for loss ... registered two tackles for losses of three yards against New Hampshire ... recovered a fumble against Temple ... registered one solo tackle ... tackle and recovery were first of collegiate career.

#### MURRAY'S DEFENSIVE STATISTICS

Year	G-GS	TT	PT	AT	TFL	QBS	FR	PD	Int.
2007	8-0	0	0	0	0-0	0-0	0	0	0
2008	4-0	3	3	0	2-3	0-0	1	0	0
<b>Totals</b>	<b>12-0</b>	<b>3</b>	<b>3</b>	<b>0</b>	<b>2-3</b>	<b>0-0</b>	<b>1</b>	<b>0</b>	<b>0</b>

#### MURRAY'S CAREER HIGHS

**Total Tackles:** 2 vs. New Hampshire, 9-6-08

**Solo Tackles:** 2 vs. New Hampshire, 9-6-08

**Assisted Tackles:** None

**Tackles for Loss:** 2.0 vs. New Hampshire, 9-6-08

**Fumbles Recovered:** 1 vs. Temple, 8-29-08

**Blocked Kicks:** 1 vs. Central Michigan (punt), 10-13-07

### MARKENSON PIERRE\*\*\*

**SENIOR • DEFENSIVE BACK • 5-11 • 197**

**BELLE GLADE, FLA. • GLADE DAY SCHOOL**

**2008:** Has appeared in all four contests ... credited with one solo tackle opposite Temple ... registered one tackle against New Hampshire ... had a career-high eight tackles, including three solos and five assists, versus Akron.

#### PIERRE'S DEFENSIVE STATISTICS

Year	G-GS	TT	PT	AT	TFL	QBS	FR	PD	Int.
2005	7-0	0	0	0	0-0	0-0	0	0	0
2006	6-1	4	3	1	0-0	0-0	0	0	0
2007	6-0	0	0	0	0-0	0-0	0	0	0
2008	4-0	10	4	6	0-0	0-0	0	0	0
<b>Totals</b>	<b>23-1</b>	<b>14</b>	<b>7</b>	<b>7</b>	<b>0-0</b>	<b>0-0</b>	<b>0</b>	<b>0</b>	<b>0</b>

#### PIERRE'S CAREER HIGHS

**Tackles:** 8 vs. Akron, 9-20-08

**Solo Tackles:** 3 vs. Akron, 9-20-08

**Assisted Tackles:** 5 vs. Akron, 9-20-08

### JOHN PLUMSTEAD\*\*\*

**SENIOR • LINEBACKER • 5-10 • 222**

**HONOR, MICH. • BENZIE H.S. (USMAPS)**

**2008:** Listed with the starting unit at "sam" linebacker in all four contests ... ranks fifth on team with 21 tackles ... second on the team with seven tackles against Temple ... five primary hits opposite the Owls ... registered six tackles against New Hampshire ... three primary hits opposite the Wildcats ... recorded six tackles, including his first tackle for loss of the season, versus Akron ... made two assisted tackles at Texas A&M.

#### PLUMSTEAD'S DEFENSIVE STATISTICS

Year	G-GS	TT	PT	AT	TFL	QBS	FR	PD	Int.
2005	7-0	6	4	2	0-0	0-0	0	0	0
2006	12-0	11	7	4	0-0	0-0	1	0	0
2007	12-3	43	21	22	6.5-24	2-16	0	0	0
2008	4-4	21	12	9	1.0-7	0-0	0	0	0
<b>Totals</b>	<b>35-7</b>	<b>81</b>	<b>44</b>	<b>37</b>	<b>7.5-31</b>	<b>2-16</b>	<b>1</b>	<b>0</b>	<b>0</b>

#### PLUMSTEAD'S CAREER HIGHS

**Tackles:** 10, Three times

**Tackles for Loss:** 4.0 vs. Georgia Tech, 10-20-07

**Sacks:** 2.0 vs. Georgia Tech, 10-20-07

**Fumble Recoveries:** 1 vs. TCU, 10-21-06

### TYSON QUINK\*

**SENIOR • OFFENSIVE LINE • 6-3 • 281**

**RICHMOND, CALIF. • EL CERRITO H.S. (USMAPS)**

**2008:** Has played in two games ... earned second career start against New Hampshire ... listed with the starting unit at right tackle ... came on in relief at Texas A&M.

### ANDREW RINEHART\*\*

**SENIOR • PUNTER-KICKER • 6-1 • 217**

**BELMONT, N.C. • SOUTH POINT, H.S.**

**2008:** Handled punting and holding duties in all four contests ... has punted 19 times for 752 yards (39.6) ... seven punts inside the opponents' 20-yard line ... five punts of 50 yards, including a long of 56 at Texas A&M ... punted five times for 184 yards, his first collegiate punts, against Temple ... two punts pinned the Owls inside their own 20-yard line ... punted five times for 216 yards against New Hampshire ... two punts of 50 yards against UNH ... averaged 43.2 yards per punt ... three punts landed inside New Hampshire's 20-yard line ... five boots for 163 yards against Akron ... pinned the Zips inside the 20-yard line once ... averaged a season-high 47.2 yards on four punts at Texas A&M ... dropped one punt inside the 20-yard line opposite the Aggies.

#### RINEHART'S PUNTING STATISTICS

Year	G-GS	No.	Yds.	Avg.	I20	Bk.	Long/Opp.
2005	0-0	0	0	0	0	0	--
2006	0-0	0	0	0	0	0	--
2007	0-0	0	0	0	0	0	--
2008	4-0	19	752	39.6	7	0	56/Texas A&M
<b>Totals</b>	<b>4-0</b>	<b>19</b>	<b>752</b>	<b>39.6</b>	<b>7</b>	<b>0</b>	<b>56/Texas A&amp;M</b>

#### RINEHART'S CAREER HIGHS

**Punts:** 5 Three Times

**Punting Yards:** 216 vs. New Hampshire, 9-6-08

**Punting Average:** 47.2 vs. Texas A&M, 9-27-08

**Long Punt:** 56 vs. Texas A&M, 9-27-08

**Pass Completions:** 1, at Boston College, 9-22-07

**Passing Yards:** 24 at Boston College, 9-22-07

**Rushing Yards:** 8 yards vs. Tulsa, 11-17-07

2008 PLAYER BIO UPDATES

**CARLO SANDIEGO\***

**SENIOR • RUNNING BACK-QUARTERBACK • 5-6 • 176**  
**SPRINGFIELD, VA. • HAYFIELD H.S. (USMAPS)**

**2008:** Has appeared in all four contests ... lined up at running back, quarterback, receiver, kick returner and punt returner ... Army's leading punt return man with seven returns for 60 yards ... six kickoff returns for 105 yards ... six carries for -3 yards ... four receptions for 53 yards ... 28-yard reception versus Temple tied his career-long for yardage ... returned six kickoffs for 105 yards, including a career-long kick return of 25 yards versus the Owls ... returned first two punts of his collegiate career against Temple, gaining 17 yards on two attempts ... his 150 all-purpose yards set career-high ... carried once for six yards against New Hampshire ... returned two punts for 19 yards ... long return of 11 yards opposite the Wildcats ... made his collegiate debut at quarterback versus New Hampshire ... rushed five times for a loss of nine yards at quarterback against Akron ... caught three passes for 25 yards and had one punt return for three yards versus the Zips ... returned two punts for a career-high 21 yards at Texas A&M.

**SANDIEGO'S RUSHING STATISTICS**

Year	G-GS	Att.	Yds.	Avg.	TD	Long/Opp.
2006	3-0	7	37	5.3	1	20/VMI
2007	9-0	4	3	0.8	0	4/Boston College
2008	4-0	6	-3	-0.5	0	6/New Hampshire
<b>Totals</b>	<b>16-0</b>	<b>17</b>	<b>37</b>	<b>2.2</b>	<b>1</b>	<b>20/VMI</b>

**SANDIEGO'S RECEIVING STATISTICS**

Year	G-GS	No.	Yds.	Avg.	TD	Long/Opp.
2006	3-0	0	0	0	0	-/-
2007	9-0	8	82	10.2	0	28/Rhode Island
2008	4-0	4	53	13.3	0	28/Temple
<b>Totals</b>	<b>16-0</b>	<b>12</b>	<b>135</b>	<b>11.3</b>	<b>0</b>	<b>28/Temple</b>

**SANDIEGO'S KICKOFF RETURN STATISTICS**

Year	G-GS	No.	Yds.	Avg.	TD	Long/Opp.
2006	3-0	2	28	14.0	0	15/TCU
2007	9-0	1	24	24.0	0	24/Temple
2008	4-0	6	105	17.5	0	25/Temple
<b>Totals</b>	<b>16-0</b>	<b>9</b>	<b>157</b>	<b>17.4</b>	<b>0</b>	<b>25/Temple</b>

**SANDIEGO'S PUNT RETURN STATISTICS**

Year	G-GS	No.	Yds.	Avg.	TD	Long/Opp.
2006	3-0	0	0	0	0	-/-
2007	9-0	0	0	0	0	-/-
2008	4-0	7	60	8.6	0	21/Temple
<b>Totals</b>	<b>16-0</b>	<b>7</b>	<b>60</b>	<b>8.6</b>	<b>0</b>	<b>21/Temple</b>

**SANDIEGO'S CAREER HIGHS**

**Rushing Attempts:** 5 vs. VMI, 10-6-06; vs. Akron, 9-20-08  
**Rushing Yards:** 40 vs. VMI, 10-6-06  
**TDs Rushing:** 1 vs. VMI, 10-6-06  
**Long Rush:** 20 vs. VMI, 10-6-06  
**Receptions:** 4 vs. Rhode Island, 9-8-07  
**Receiving Yards:** 52 vs. Rhode Island, 9-8-07  
**Long Reception:** 28 vs. Rhode Island, 9-8-07; vs. Temple, 8-29-08  
**Kickoff Returns:** 6 vs. Temple, 8-29-08  
**Kickoff Return Yards:** 105 vs. Temple, 8-29-08  
**Long Kickoff Return:** 25 vs. Temple, 8-29-08  
**Punt Returns:** 2 vs. Temple, 8-29-08; vs. New Hampshire, 9-6-08; vs. Texas A&M, 9-27-08  
**Punt Return Yards:** 21 vs. Texas A&M, 9-27-08  
**Long Punt Return:** 21 vs. Temple, 8-29-08  
**All-Purpose Yards:** 150 vs. Temple, 8-29-08  
**Tackles:** 2 vs. Temple, 9-29-07

**FRANK SCAPPATICCI\*\***

**SENIOR • LINEBACKER • 6-1 • 224**  
**DIX HILLS, N.Y. • ST. ANTHONY'S H.S.**

**Milestones:** Owns 127 career tackles ... 16 consecutive starts.

**2008:** Started each of the first four games ... second on the team with 27 tackles ... tied for second on the team lead with 3.0 tackles for loss ... tied for the team lead with one sack and one interception ... registered six tackles against Temple ... one tackle for a loss of a yard opposite the Owls ... credited with five tackles against New Hampshire ... all five tackles were primary hits ... posted first sack of the season for loss of three yards against the Wildcats ... notched six tackles, including an assist behind the line of scrimmage, and a pass breakup against Akron ... racked up a season-high 10 tackles at Texas A&M, including 0.5 for loss ... intercepted his first pass of the season opposite the Aggies.

**SCAPPATICCI'S DEFENSIVE STATISTICS**

Year	G-GS	TT	PT	AT	TFL	QBS	FR	PD	Int.
2005	1-0	0	0	0	0-0	0-0	0	0	0
2006	12-0	11	8	3	0-0	0-0	0	0	0
2007	12-12	89	54	35	6.0-16	1-1	2	4	2
2008	4-4	27	13	14	3.0-4	1-3	0	1	1
<b>Totals</b>	<b>29-16</b>	<b>127</b>	<b>75</b>	<b>52</b>	<b>9.0-20</b>	<b>2-4</b>	<b>2</b>	<b>5</b>	<b>3</b>

**SCAPPATICCI'S CAREER HIGHS**

**Tackles:** 11 vs. Air Force, 11-3-07  
**Tackles for Loss:** 1.0, Six Times  
**Sacks:** 1.0 vs. Akron, 9-1-07; vs. New Hampshire, 9-6-08  
**Interceptions:** 1, Three Times  
**Pass Breakups:** 1, Three Times  
**Forced Fumbles:** 1, Three Times  
**Fumbles Recovered:** 1 vs. Rhode Island, 9-8-07; vs. Temple, 9-29-07

**IAN SMITH**

**JUNIOR • RUNNING BACK • 5-8 • 198**  
**LAKE CITY, FLA. • COLUMBIA H.S. (USMAPS)**

**2008:** Has appeared in three contests ... one rush for five yards against New Hampshire ... one rush for three yards opposite Akron.

**SMITH'S RUSHING STATISTICS**

Year	G-GS	Att.	Yds.	Avg.	TD	Long/Opp.
2006	0-0	0	0	0	0	-/-
2007	4-0	27	157	5.8	0	25/Rutgers
2008	3-0	2	8	4.0	0	5/New Hampshire
<b>Totals</b>	<b>7-0</b>	<b>29</b>	<b>165</b>	<b>5.7</b>	<b>0</b>	<b>25/Rutgers</b>

**SMITH'S CAREER HIGHS**

**Rushing Attempts:** 14 vs. Tulsa, 11-17-07  
**Rushing Yards:** 53 vs. Rutgers, 11-9-07  
**TDs Rushing:** None  
**Long Rush:** 25 vs. Rutgers, 11-9-07  
**Receptions:** 1 vs. Tulsa, 11-17-07  
**Receiving Yards:** 14 vs. Tulsa, 11-17-07  
**Long Reception:** 14 vs. Tulsa, 11-17-07 and, 9-8-07; vs. Temple, 9-29-07

**DONOVAN TRAVIS**

**SOPHOMORE • DEFENSIVE BACK • 6-1 • 187**  
**GLENDALE, ARIZ. • JUDSON H.S. (USMAPS)**

**2008:** Has started all four contests ... listed with the starting unit at free safety ... made his first collegiate start against Temple ... registered two primary hits versus the Owls, his first career tackles ... made four tackles, including two primary hits against New Hampshire ... credited with first career interception opposite the Wildcats ... tallied a then career-high six tackles versus Akron ... followed that with a career-best eight stops, including half a tackle for loss, at Texas A&M.

**TRAVIS' DEFENSIVE STATISTICS**

Year	G-GS	TT	PT	AT	TFL	QBS	FR	PD	Int.
2007	0-0	0	0	0	0-0	0-0	0	0	0
2008	4-4	20	7	13	0.5-0	0-0	0	0	1
<b>Totals</b>	<b>4-4</b>	<b>20</b>	<b>7</b>	<b>13</b>	<b>0.5-0</b>	<b>0-0</b>	<b>0</b>	<b>0</b>	<b>1</b>

## 2008 PLAYER BIO UPDATES

### DONOVAN TRAVIS - CONTINUED

#### TRAVIS' CAREER HIGHS

**Total Tackles:** 8 vs. Texas A&M, 9-27-08

**Solo Tackles:** 2 vs. Temple, 8-29-08; vs. New Hampshire, 9-6-08; vs. Texas A&M, 9-27-08

**Assisted Tackles:** 6 vs. Texas A&M, 9-27-08

**Interceptions:** 1 vs. New Hampshire, 9-6-08

### JORDAN TRIMBLE\*

#### SOPHOMORE • DEFENSIVE BACK • 5-10 • 183

**ASHBURN, VA. • BISHOP O'CONNELL H.S.**

**2008:** Has started all four contests ... listed with the lead unit at "boundary" corner ... third on the team, and tops among defensive backs with 25 tackles on the season ... registered then career-best five tackles against Temple ... three primary stops opposite the Owls ... credited with four tackles against New Hampshire ... two primary tackles opposite the Wildcats ... set another career high with six stops, including five solos, versus Akron ... made his first career tackle for loss and forced his first career fumble against the Zips ... recorded his first career double-digit tackle game with 10 stops at Texas A&M ... broke up a pass versus the Aggies.

#### TRIMBLE'S DEFENSIVE STATISTICS

Year	G-GS	TT	PT	AT	TFL	QBS	FR	PD	Int.
2007	12-0	14	8	6	0-0	0-0	0	1	0
2008	4-4	25	15	10	1-0-6	0-0	0	1	0
<b>Totals</b>	<b>16-4</b>	<b>39</b>	<b>23</b>	<b>16</b>	<b>1-0-6</b>	<b>0-0</b>	<b>0</b>	<b>2</b>	<b>0</b>

#### TRIMBLE'S CAREER HIGHS

**Total Tackles:** 10 vs. Texas A&M, 9-27-08

**Solo Tackles:** 5 vs. Akron, 9-20-08; vs. Texas A&M, 9-27-08

**Assisted Tackles:** 5 vs. Texas A&M, 9-27-08

**Tackles for Loss:** 1-0-6 vs. Akron, 9-20-08

**Fumbles Forced:** 1 vs. Akron, 9-20-08

**Pass Breakups:** 1 vs. Rutgers, 11-9-07; vs. Texas A&M, 9-27-08

### JUSTIN TURNER

#### JUNIOR • RUNNING BACK • 5-8 • 197

**BOYNTON BEACH, FLA. • AMERICAN HERITAGE-BOCA H.S.**

**2008:** Played in two games, starting twice ... Made his collegiate debut as a member of the starting lineup against Akron ... rushed two times for nine yards, including a 6-yard scamper, versus the Zips ... was listed with the first unit at Texas A&M, rushing twice for five yards against the Aggies.

#### TURNER'S RUSHING STATISTICS

Year	G-GS	Att.	Yds.	Avg.	TD	Long/Opp.
2006	0-0	0	0	0.0	0	-/-
2007	0-0	0	0	0.0	0	-/-
2008	2-2	4	14	3.5	0	6/Akron
<b>Totals</b>	<b>2-2</b>	<b>4</b>	<b>14</b>	<b>3.5</b>	<b>0</b>	<b>6/Akron</b>

#### TURNER'S CAREER HIGHS

**Rushing Attempts** 2 vs. Akron, 9-20-08; vs. Texas A&M, 9-27-08

**Rushing Yards:** 9 vs. Akron, 9-20-08

**Rushing Touchdowns:** None

### VICTOR UGENYI\*\*

#### JUNIOR • DEFENSIVE END • 6-3 • 253

**ATLANTA, GA. • NORTH SPRINGS H.S.**

**2008:** 13 career starts ... listed with the starting unit in all four games at right defensive end ... credited with one solo tackle against Temple registered season-best three tackles against New Hampshire ... two primary stops opposite the Wildcats ... made one tackle, a solo stop, against Akron ... amassed two tackles, including an assisted stop behind the line, at Texas A&M.

### UGENYI'S DEFENSIVE STATISTICS

Year	G-GS	TT	PT	AT	TFL	QBS	FR	PD	Int.
2006	6-1	11	10	1	2-0-6	1-1	2	1	0
2007	12-8	33	21	12	7-5-16	1-1	0	1	0
2008	4-4	7	5	2	0-5-1	0-0	0	0	0
<b>Totals</b>	<b>22-13</b>	<b>51</b>	<b>36</b>	<b>15</b>	<b>10-0-22</b>	<b>2-2</b>	<b>2</b>	<b>2</b>	<b>0</b>

### UGENYI'S CAREER HIGHS

**Tackles:** 9 vs. Rhode Island, 9-8-07

**Tackles for Loss:** 3.0 vs. Rhode Island, 9-8-07

**Pass Breakups:** 1 vs. Navy, 12-2-06

**Sacks:** 1.0 vs. Notre Dame, 11-18-06; vs. Rhode Island, 9-8-07

**Fumbles Forced:** 1 vs. Notre Dame, 11-18-06; Navy, 12-2-06

### ALI VILLANUEVA

#### JUNIOR • OFFENSIVE TACKLE • 6-10 • 302

**BILOXI, MISS. • SHAPE AMERICAN H.S. (BELGIUM)**

**2008:** Listed with the starting unit at left tackle in all four contests ... made his debut in the starting lineup in the opener versus Temple.

### CARSON WILLIAMS\*\*

#### JUNIOR • QUARTERBACK • 6-3 • 212

**CULLMAN, ALA. • CULLMAN, H.S.**

**Milestones:** Ranks fifth on Army's career completion percentage list at 53.9 percent (226-419) ... sits fifth on Black Knights' career completions ledger (226) ... ranks seventh on Army's career passing touchdowns list (16) ... seventh-place on school's career passing attempts chart (419) ... ranks sixth in career passing yardage (2579) ... tied for fifth highest single season pass completion total in school history as a sophomore (151) ... ranks fourth on Army's single season pass attempts list (287 in 2007) ... ranks fourth on Army's single season completion percentage chart (.571 in 2006) ... posted 17th-highest figure (.526) as a sophomore ... one of 13 players in school history to record at least two 200-yard passing games in same season ... accomplished that feat as a sophomore ... owns fifth highest single game passing total in school history ... established that mark by throwing for 328 yards versus Tulsa a year ago ... completed 26 passes in that outing to tie for fifth highest single game completion total on Army ledger ... tied for 20th on Army's single game pass attempts chart ... tossed 38 passes against Tulsa to reach that figure last fall ... stands as 20th player in Army history to pass for three touchdowns in a single game ... one of six Black Knights to turn trick twice during West Point tenure ... only sixth freshman to start a game at quarterback for Army ... started four contests at position as a freshman ... equaled school-record total for plebe signal caller at West Point ... first freshman to start for Army at quarterback against Navy.

**2008:** Starting quarterback in the first three games ... has completed 19 of 34 passes for 221 yards ... one touchdown and two interceptions ... 19 carries for 20 yards ... completed six of 14 passes against Temple ... threw for 74 yards ... one interception ... rushed 10 times for 16 yards ... long rush of eight yards ... rushing attempts and rushing yards set new career standard ... connected on all seven of his pass attempts for 95 yards and a touchdown before an injury against New Hampshire ... threw a two-yard score to Mike Evans against UNH ... carried three times for minus-one yard opposite the Wildcats ... went 6 of 12 for 52 yards and an interception against Akron ... ran six times for five yards opposite the Zips ... had his string of 13 straight starts snapped at Texas A&M ... was 0 for 1 through the air off the bench versus the Aggies.

#### WILLIAMS' PASSING STATISTICS

Year	G-GS	C	A	Pct.	Yds.	Int.	TD	Long/Opp.
2006	7-4	56	98	.571	577	10	4	71/Tulane
2007	11-10	151	287	.526	1770	12	11	69/Temple
2008	4-3	19	34	.559	221	2	1	59/UNH
<b>Totals</b>	<b>22-17</b>	<b>226</b>	<b>419</b>	<b>.539</b>	<b>2568</b>	<b>25</b>	<b>16</b>	<b>71/Tulane</b>

#### WILLIAMS' RUSHING STATISTICS

Year	G-GS	Att.	Yds.	Avg.	TD	Long/Opp.
2006	7-4	19	-94	-4.9	0	8/Tulane
2007	11-10	37	-123	-3.3	0	16/Temple
2008	4-3	19	20	1.1	0	8/Temple
<b>Totals</b>	<b>22-17</b>	<b>75</b>	<b>-187</b>	<b>-2.5</b>	<b>0</b>	<b>16/Temple</b>

## 2008 PLAYER BIO UPDATES

**CARSON WILLIAMS - CONTINUED****WILLIAMS' CAREER HIGHS****Passing Att.:** 38 vs. Tulsa, 11-17-07**Passing Comp.:** 26 vs. Tulsa, 11-17-07**Passing Yards:** 328 vs. Tulsa, 11-17-07**Passing TDs:** 3 vs. Tulane, 10-28-06; vs. Tulsa, 11-17-07**Long Completion:** 71 vs. Tulane, 10-28-06**Rushing Attempts:** 10 vs. Temple, 8-29-08**Rushing Yards:** 16 vs. Temple, 8-29-08**Long Rush:** 16 vs. Temple, 9-29-07**Total Offense:** 324 vs. Tulsa, 11-17-07**MIKE WRIGHT\*\*****SENIOR • WIDE RECEIVER • 6-2 • 218****DES MOINES, IOWA • HOOVER H.S. (USMAPS)**

**2008:** Eight career starts ... listed with the lead unit in all four contests ... did not figure statistically against Temple ... one catch for 11 yards against New Hampshire ... diving catch was good for a first down opposite the Wildcats ... made season-high two catches for 21 yards versus Akron ... had a season-high 14-yard reception against the Zips ... did not figure statistically at Texas A&M.

**WRIGHT'S RECEIVING STATISTICS**

Year	G-GS	No.	Yds.	Avg.	TD	Long/Opp.
2006	12-1	9	65	7.2	0	14/Kent State
2007	12-3	12	160	13.3	1	36/Tulane
2008	4-4	3	32	10.5	0	14/Akron
<b>Totals</b>	<b>28-8</b>	<b>24</b>	<b>257</b>	<b>10.7</b>	<b>1</b>	<b>36/Tulane</b>

**WRIGHT'S CAREER HIGHS****Receptions:** 3 vs. Kent State, 9-9-06; vs. Air Force, 11-3-07**Receiving Yards:** 63 vs. Tulane, 10-6-07**Receiving TDs:** 1 vs. Tulane, 10-6-07**Long Reception:** 36 vs. Tulane, 10-6-07

**MEDIA SERVICES SEPT. 29-OCT. 4 SCHEDULE (SUBJECT TO CHANGE)**

**MONDAY, SEPT. 29**

- *Game Notes:* Available via Army Athletics Web site at [www.goARMYsports.com](http://www.goARMYsports.com) by 6 p.m. ET
- *Practice:* None scheduled. Stan Brock will be available for interviews from noon to 1 p.m.

**TUESDAY, SEPT. 30**

- *Weekly Press Conference:* Army head coach Stan Brock will meet the media from noon to 1 p.m. in the Randall Hall Auditorium, located just off the main lobby of Kimsey Athletic Center. The press conference is available to out-of-town media via conference call. Contact the Army Athletic Communications office for instructions on how to access the call. Brock's portion of the news conference can be seen live on the internet at [www.goARMYsports.com](http://www.goARMYsports.com). Quotes from Brock's press conference are also available on the Army Web site and Army "A" Line (845-938-ARMY) by 4 p.m. Army players available for brief interviews from 2:15 p.m. to 3 p.m.
- *Practice:* 4:30-6:30 p.m. Players and coaches available for brief interviews before and after practice.

**WEDNESDAY, OCT. 1**

- *Practice:* 4:30-6:30 p.m.; players and coaches available for interviews before and after practice.

**THURSDAY, OCT. 2**

- *Practice:* 4:30-6:30 p.m.; players and coaches available for interviews before practice only.
- *"This Week In Army Football" Radio Show:* Army's Director of Multi-Media and Broadcasting, Rich DeMarco, hosts this weekly 60-minute radio show at 7 p.m. at West Point's Thayer Hotel. DeMarco is joined each week by head coach Stan Brock. In addition to local airing, the show can be seen live on the internet at [www.goARMYsports.com](http://www.goARMYsports.com) as part of Army's "Knight Vision" streaming audio subscription service.

**FRIDAY, OCT. 3**

- *Practice:* Scheduled for Tad Gormley Stadium. No player or coach interviews will be granted.

**SATURDAY, OCT. 4**

- *Game Day:* Kickoff 3 p.m. ET
- *TV:* Cox Sports (Local) Announcers: Sean Kelley (play-by-play), Ronny Rantz (analyst), Sean Temple (sideline)
- *Army Radio (English):* WABC (770-AM, New York, N.Y.) (Flagship); The Army Sports Network broadcast can also be heard via Army's "Knight Vision" streaming audio subscription service at [www.goARMYsports.com](http://www.goARMYsports.com). Announcers: John Minko (play-by-play), Dean Darling (color analyst), Rich DeMarco (sideline reporter), Bob Outer (program host). DeMarco and Outer will host the 90-minute "Army Football Tailgate Show" two hours prior to kick-off. Pre-game coverage begins 30 minutes before the game. The "Army Football Tailgate Show" will be shown live at [www.goARMYsports.com](http://www.goARMYsports.com).
- *Sirius Satellite Radio:* The Army Sports Network broadcast (English) available via Sirius (channel 113).

**24-HOUR SERVICES**

- *Stan Brock's Weekday Interview Availability:* from noon to 1 p.m. on Monday and Wednesday, along with the Tuesday press conference/teleconference. Media members should be prepared to conduct interviews within those time slots. Contact Bob Beretta, senior associate AD for athletic communications, to schedule a day and time.
- *Army Football Web site:* [www.goARMYsports.com](http://www.goARMYsports.com)
- *Army "A" Line:* call (845) 938-ARMY for the latest schedules/results on all Army sports (press 2 for football updates and push 3 for quotes from head coach Stan Brock).

**ATHLETIC COMMUNICATIONS INFORMATION**

**Football Contacts:**

**Bob Beretta**

Senior Associate A.D./Athletic Communications  
Office: (845) 938-3303  
Home: (845) 783-6685  
E-mail: [robert.beretta@usma.edu](mailto:robert.beretta@usma.edu)

**Brian Gunning**

Assistant A.D./Athletic Communications  
Office: (845) 938-6871  
Cell: (914) 755-0389  
E-mail: [brian.gunning@usma.edu](mailto:brian.gunning@usma.edu)

**Tim Volkmann**

Assistant Director/Athletic Communications  
Office: (845) 938-6929  
Cell: (845) 222-0822  
E-mail: [timothy.volkmann@usma.edu](mailto:timothy.volkmann@usma.edu)

**Ryan Yanoshak**

Assistant Director/Athletic Communications  
Office: (845) 938-7197  
Cell: (845) 406-1130  
E-mail: [ryan.yanoshak@usma.edu](mailto:ryan.yanoshak@usma.edu)

**Mailing Address**

Office of Athletic Communications  
639 Howard Road  
West Point, NY 10996

**Ath. Comm. FAX:** 845-446-2556

**Press Box Phone:** 845-938-3377/4514

**Practice Coverage**

Members of the media are invited to attend practices at all times, unless prior notice of a closed practice is given. Please contact the Office of Athletic Communications in advance to determine the status of practice and gain clearance into the workout. A member of the Office of Athletic Communications must accompany media members at all practices and the use of cameras will be limited. Practice generally begins at 4:30 p.m. and runs until 6:30 p.m. Players are available for interviews prior to and at the conclusion of every practice until Thursday of game week. No player interviews will be permitted following the start of practice on Thursday.

**Weekly Media Luncheon**

Head coach Stan Brock hosts a weekly media conference/teleconference each Tuesday before a Saturday game. The luncheon and media session are held in Randall Hall Auditorium, beginning promptly at noon. The upcoming opponent's head coach is available for questions via speaker-phone at 1 p.m., following the conclusion of Brock's press conference. Brock's press conference can be viewed live via the Army Athletics Web site at [www.goARMYsports.com](http://www.goARMYsports.com). In addition, a sampling of those quotes will be posted on Army's Web site after 4 p.m. on Tuesdays. Contact the Office of Athletic Communications to obtain the access phone number to the teleconference.

**Player Interviews**

All Army players and coaches will be available to the media throughout the season. All player and coach interviews must be arranged through the Office of Athletic Communications. To ensure availability, please allow 24-hour notice prior to your need for a player or a coach interview. Player interviews are permitted until the start of Thursday's practice during the week of a game. Please call Bob Beretta, senior associate athletic director for athletic communications, at (845) 938-3303 to arrange interviews with head coach Stan Brock.

**Stan Brock Interviews**

Head coach Stan Brock is available to the media at his weekly Tuesday press luncheons, which begin at Noon in Randall Hall Auditorium. Brock is also available for phone or television interviews by appointment only on Mondays and from noon to 1 p.m., on Wednesdays. Contact Bob Beretta, senior associate athletic director for athletic communications, to schedule an appointment.



2008 ARMY FOOTBALL • ARMY VS. TULANE • OCT. 4, 2008



**TEMPLE**  
(1-4, 0-2 MAC)

<b>Aug. 29</b>	<b>at Army</b>	<b>W, 35-7</b>
Sept. 6	CONNECTICUT	L, 9-12 (OT)
Sept. 13	at Buffalo*	L, 28-30
Sept. 20	at Penn State	L, 3-45
Sept. 27	WESTERN MICHIGAN*	L, 3-7
Oct. 4	at Miami (Ohio)*	3:30 p.m.
Oct. 11	at Central Michigan*	4 p.m.
Oct. 21	OHIO*	8 p.m.
Nov. 1	at Navy	3:30 p.m.
Nov. 12	at Kent State*	8 p.m.
Nov. 22	EASTERN MICHIGAN*	1 p.m.
Nov. 28	AKRON*	1 p.m.



**NEW HAMPSHIRE**  
(4-0, 1-0 CAA)

<b>Sept. 6</b>	<b>at Army</b>	<b>W, 28-10</b>
Sept. 13	at Rhode Island*	W, 51-43
Sept. 20	ALBANY	W, 32-24
Sept. 27	at Dartmouth	W, 42-6
Oct. 11	WILLIAM & MARY*	12 p.m.
Oct. 18	at Northeastern*	12 p.m.
Oct. 25	TOWSON*	12 p.m.
Nov. 1	HOFSTRA*	12 p.m.
Nov. 8	at Villanova*	3:30 p.m.
Nov. 15	MASSACHUSETTS*	12 p.m.
Nov. 22	at Maine*	12 p.m.



**AKRON**  
(2-3, 0-1 MAC)

Aug. 30	at Wisconsin	L, 17-38
Sept. 6	at Syracuse	W, 42-28
Sept. 13	BALL STATE*	L, 24-41
<b>Sept. 20</b>	<b>at Army</b>	<b>W, 22-3</b>
Sept. 27	CINCINNATI	L, 15-17
Oct. 4	at Kent State*	12 p.m.
Oct. 11	BOWLING GREEN*	6 p.m.
Oct. 18	at Eastern Michigan*	1 p.m.
Nov. 5	TOLEDO*	8 p.m.
Nov. 13	BUFFALO*	7 p.m.
Nov. 22	at Ohio*	TBA
Nov. 28	at Temple*	1 p.m.



**TEXAS A&M**  
(2-2, 0-0 BIG 12)

Aug. 30	ARKANSAS STATE	L, 14-18
Sept. 6	at New Mexico	W, 28-22
Sept. 20	MIAMI	L, 23-41
<b>Sept. 27</b>	<b>ARMY</b>	<b>W, 21-17</b>
Oct. 4	at Oklahoma State*	7 p.m.
Oct. 11	KANSAS STATE*	2 p.m.
Oct. 18	TEXAS TECH*	2 p.m.
Oct. 25	at Iowa State*	TBA
Nov. 1	COLORADO*	2 p.m.
Nov. 8	OKLAHOMA*	2 p.m.
Nov. 15	at Baylor*	TBA
Nov. 27	at Texas*	8 p.m.



**TULANE**  
(2-2, 1-1 C-USA)

Sept. 6	at Alabama	L, 6-20
Sept. 13	EAST CAROLINA*	L, 24-28
Sept. 20	LOUISIANA-MONROE	W, 24-10
Sept. 25	SMU*	W, 34-27
<b>Oct. 4</b>	<b>ARMY</b>	<b>3 p.m.</b>
Oct. 11	at UTEP*	9 p.m.
Oct. 25	RICE*	3 p.m.
Nov. 1	at LSU	8 p.m.
Nov. 8	at Houston*	5 p.m.
Nov. 15	UAB*	3 p.m.
Nov. 22	at Tulsa*	3 p.m.
Nov. 29	at Memphis*	2 p.m.



**EASTERN MICHIGAN**  
(1-4, 0-2 MAC)

Aug. 28	INDIANA STATE	W, 52-0
Sept. 6	at Michigan State	L, 10-42
Sept. 13	TOLEDO*	L, 17-41
Sept. 20	at Maryland	L, 24-51
Sept. 27	NORTHERN ILLINOIS*	L, 0-37
Oct. 4	at Bowling Green*	4 p.m.
<b>Oct. 11</b>	<b>at Army</b>	<b>TBA</b>
Oct. 18	AKRON*	1 p.m.
Oct. 25	at Ball State*	12 p.m.
Nov. 1	at Western Michigan*	2 p.m.
Nov. 22	at Temple*	1 p.m.
Nov. 28	CENTRAL MICHIGAN*	1 p.m.



**BUFFALO**  
(2-3, 1-1 MAC)

Aug. 28	UTEP	W, 42-17
Sept. 6	at Pittsburgh	L, 16-27
Sept. 13	TEMPLE*	W, 30-28
Sept. 20	at Missouri	L, 21-42
Sept. 27	at Central Michigan*	L, 25-27
Oct. 11	WESTERN MICHIGAN*	3:30 p.m.
<b>Oct. 18</b>	<b>ARMY</b>	<b>3:30 p.m.</b>
Oct. 28	at Ohio*	7 p.m.
Nov. 4	MIAMI (OHIO)*	7:30 p.m.
Nov. 13	at Akron*	7 p.m.
Nov. 21	at Bowling Green*	6 p.m.
Nov. 28	KENT STATE*	2 p.m.



**LOUISIANA TECH**  
(2-1, 0-0 WAC)

Aug. 30	MISSISSIPPI STATE	W, 22-14
Sept. 6	at Kansas	L, 0-29
Sept. 20	SE LOUISIANA	W, 41-26
Oct. 1	at Boise State*	8 p.m.
Oct. 11	at Hawai'i*	12 a.m.
Oct. 18	IDAHO*	7 p.m.
<b>Oct. 25</b>	<b>at Army</b>	<b>TBA</b>
Nov. 1	FRESNO STATE*	2:30 p.m.
Nov. 8	at San Jose State*	8 p.m.
Nov. 15	UTAH STATE*	2:30 p.m.
Nov. 22	at New Mexico State*	4 p.m.
Nov. 29	NEVADA*	2:30 p.m.



**AIR FORCE**  
(3-1, 1-1 MWC)

Aug. 30	SOUTHERN UTAH	W, 41-7
Sept. 6	at Wyoming*	W, 23-3
Sept. 13	at Houston	W, 31-28
Sept. 20	UTAH*	L, 23-30
Oct. 4	NAVY	4 p.m.
Oct. 11	at San Diego State*	9:30 p.m.
Oct. 18	at UNLV*	10 p.m.
Oct. 23	NEW MEXICO*	8 p.m.
Nov. 1	at Army	TBA
Nov. 8	COLORADO STATE*	6 p.m.
Nov. 15	BYU*	3:30 p.m.
Nov. 22	at TCU*	3:30 p.m.



**RICE**  
(3-2, 2-0 C-USA)

Aug. 29	SMU*	W, 56-27
Sept. 6	at Memphis*	W, 42-35
Sept. 13	at Vanderbilt	L, 21-38
Sept. 20	at Texas	L, 10-52
Sept. 27	NORTH TEXAS	W, 77-20
Oct. 4	at Tulsa*	8 p.m.
Oct. 18	SOUTHERN MISS*	3 p.m.
Oct. 25	at Tulane*	3 p.m.
Nov. 1	at UTEP*	9 p.m.
<b>Nov. 8</b>	<b>ARMY</b>	<b>3 p.m.</b>
Nov. 22	MARSHALL*	3 p.m.
Nov. 29	HOUSTON*	3 p.m.



**RUTGERS**  
(1-3, 0-0 BIG EAST)

Sept. 1	FRESNO STATE	L, 7-24
Sept. 11	NORTH CAROLINA	L, 12-44
Sept. 20	at Navy	L, 21-23
Sept. 27	MORGAN STATE	W, 38-0
Oct. 4	at West Virginia*	12 p.m.
Oct. 11	at Cincinnati*	TBA
Oct. 18	CONNECTICUT*	TBA
Oct. 25	at Pittsburgh*	TBA
Nov. 8	SYRACUSE*	TBA
Nov. 15	at South Florida*	TBA
<b>Nov. 22</b>	<b>ARMY</b>	<b>TBA</b>
Dec. 4	LOUISVILLE*	7:30 p.m.



**NAVY**  
(3-2)

Aug. 30	TOWSON	W, 41-13
Sept. 5	at Ball State	L, 23-35
Sept. 13	at Duke	L, 31-42
Sept. 20	RUTGERS	W, 23-21
Sept. 27	at Wake Forest	W, 24-17
Oct. 4	at Air Force	4 p.m.
Oct. 18	PITTSBURGH	3:30 p.m.
Oct. 25	SMU	3:30 p.m.
Nov. 1	TEMPLE	3:30 p.m.
Nov. 15	vs. Notre Dame (Baltimore, Md.)	12 p.m.
Nov. 25	at Northern Illinois	7 p.m.
<b>Dec. 6</b>	<b>vs. Army (Philadelphia, Pa.)</b>	<b>12 p.m.</b>