

Game 20
 Wednesday :: Feb. 8, 2012 :: 7 p.m. CST
 Stillwater, Oklahoma
 Gallagher-Iba Arena (13,611)

RADIO—KGFY (105.5 FM)
 Kevin T. Gum (PxP), Casey Kendrick (Color)

TELEVISION—CSN

VIDEO—NONE

OSU ON THE AIR

Once again during the 2011-12 season, Oklahoma State's basketball games will be broadcast live on 105.5 FM in Stillwater. Kevin Gum, in his 22nd season with the Cowgirl broadcast, will handle the play-by-play duties, while Casey Kendrick, in his 17th season on the air, will provide color analysis. Fans unable to pick up the over-the-air broadcast will be able to listen to the games via the internet at www.okstate.com.

COWGIRL BASKETBALL ROUNDUP

OSU's weekly coaches' television show will resume at the beginning of 2012. Check local listings to see air dates and times.

OSU HOOPS RADIO SHOW

The Cowgirl Basketball radio show will air live on 105.5 FM at 5:30 p.m. on Mondays with Casey Kendrick serving as the host.

BIG 12 TELECONFERENCE

- Jan. 17, Feb. 7, Feb. 28 at 10:00 a.m. CT
- 10:00 a.m. Sherri Coale, Oklahoma
- 10:07 a.m. Kim Mulkey, Baylor
- 10:14 a.m. Robin Pingeton, Missouri
- 10:21 a.m. Gail Goesten Kors, Texas
- 10:28 a.m. Bonnie Henrickson, Kansas
- 10:35 a.m. Kristy Curry, Texas Tech
- 10:42 a.m. Bill Fennelly, Iowa State
- 10:49 a.m. Jim Littell, Oklahoma State**
- 10:56 a.m. Gary Blair, Texas A&M
- 11:03 a.m. Deb Patterson, Kansas State

There will also be a Big 12 Women's Basketball Championship Teleconference on March 5 that will begin at 9 a.m. (CST). Coach Littell's designated time slot is 9:56 a.m.

VIDEO VIA FTP

The postgame video feed for OSU's home games will be made available for download on the school's FTP site approximately one hour following the game's conclusion.

OSU MEDIA RELATIONS

Ryan Cameron, WBB Contact
 E-Mail—ryan.cameron@okstate.edu
 Office—405-744-4854
 Cell—405-742-4363
 Fax—405-744-7754
 Mailing Address
 220 OSU Athletics Center, Stillwater, OK 74078



Oklahoma State Cowgirls
 12-7 overall; 4-6 Big 12

PROBABLE STARTERS

Pos. ##	Name	Ht.	Cl.	PPG	RPG
F 4	Liz Donohoe	6-0	Fr.	13.3	6.4
F 25	Lindsey Keller	6-2	Jr.	7.5	6.7
F 15	Toni Young	6-2	Jr.	11.4	6.9
G 3	Tiffany Bias	5-6	So.	12.3	6.9*
G 1	Taylor Schippers	5-8	Fr.	4.6	1.5

OFF THE BENCH

Pos. ##	Name	Ht.	Cl.	PPG	RPG
C 55	LaShawn Jones	6-3	Fr.	1.7	1.2
C 34	Vicky McIntyre	6-6	So.	3.8	4.9
F 13	Heather Howard	6-3	Jr.	0.9	1.3
F 31	Kendra Suttles	6-1	So.	9.2	5.3
G 11	Jenni Bryan	5-9	So.	2.8	1.8
G 24	Carissa Crutchfield	5-6	So.	0.6	1.2*
G 12	Jordan Schultz	5-10	Fr.	3.4	1.3

*—denotes assists
Probables are based on previous game



Texas Tech Lady Raiders
 16-6 overall; 4-6 Big 12

PROBABLE STARTERS

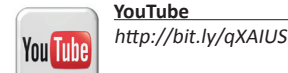

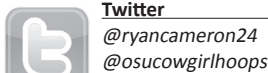
Pos. ##	Name	Ht.	Cl.	PPG	RPG
C 33	Shauntaal Nobles	6-3	So.	6.4	5.0
F 1	Jordan Barncastle	6-2	Sr.	5.1	2.2
G 5	Christine Hyde	5-10	Jr.	9.0	4.2
G 15	Casey Morris	5-9	Jr.	9.7	3.9
G 23	Monique Smalls	5-6	Jr.	8.2	3.4

THE COACHES

Oklahoma State Head Coach
Jim Littell (Southwestern College, 1977)
First Year at OSU (11-7)
First Year Overall (11-7)
Texas Tech Head Coach
Kristy Curry (NE Louisiana, 1988)
Sixth Year at Tech (104-79)
13th Year Overall (283-130)

2011-12 SCHEDULE			
Date	Opponent (AP Ranking)	T.V.	Time/Result
11/9	Fort Hays State (exh.)		W, 55-51
11/13	Rice		W, 96-60
11/19	Grambling State		cancelled
11/20	Texas-Arlington		cancelled
11/26	Coppin State		W, 59-35
11/29	Alcorn State		W, 69-36
12/4	at Indiana		W, 83-72
12/8	Missouri State		W, 80-57
12/18	Texas-Pan American		W, 74-35
12/22	Arkansas-Pine Bluff		W, 98-35
12/29	vs. Mississippi State%		W, 78-71
12/30	vs. Long Island%		L, 63-64
1/4	at Texas Tech* (13/17)		L, 53-58
1/7	Texas* (23/25)		W, 70-51
1/11	at Baylor* (1/1)		L, 44-71
1/14	Oklahoma*	FSN	W, 66-63
1/18	Kansas*	CSN	L, 60-65
1/21	at Missouri*		W, 62-58
1/24	Texas A&M* (14/13)		W, 57-53
1/28	Kansas State*	FSN	L, 56-67
2/1	at Iowa State*		L, 52-73
2/4	at Oklahoma*	SSN	L, 71-80
2/8	Texas Tech*	CSN	7 p.m.
2/11	at Texas*	LHN	7 p.m.
2/15	Baylor*		7 p.m.
2/18	at Texas A&M*		7 p.m.
2/22	at Kansas State*	FSNKC	7 p.m.
2/25	Iowa State*	CSN	7 p.m.
2/29	at Kansas*		7 p.m.
3/3	Missouri*		7 p.m.
* Big 12 Conference Game			
% Peppermill Holiday Classic, Reno, Nevada			
! Big 12 Championship, Kansas City			
all times are central standard time			
home games in bold			

Follow the Cowgirls all season long from the convenience of your smartphone. Scan the QR code below to view highlights throughout the season.





SERIES HISTORY VS. TEXAS TECH

01-25-80	W	66-58	Stillwater, Okla.
01-09-81	W	85-77	Lubbock, Texas
12-04-81	L	51-61	Road Runner Classic, Las Cruces, N.M.
01-08-82	W	83-67	Stillwater, Okla.
11-26-83	W	75-70	Queens Classic, Plainview, Texas
12-20-85	W	67-65	Stillwater, Okla.
12-04-86	L	74-80	Lubbock, Texas
11-29-87	W	68-53	Cowgirl Classic, Stillwater, Okla.
12-10-88	L	66-78	Lubbock, Texas
12-15-89	W	78-76	Stillwater, Okla.
12-02-90	W	59-54	Red Raider Classic, Lubbock, Texas
11-30-91	W	67-62	Jimco Cowgirl Classic, Stillwater, Okla.
01-08-97	W	78-56	Lubbock, Texas
01-22-97	L	61-73	Stillwater, Okla.
01-14-98	L	48-74	Lubbock, Texas
01-28-98	L	51-64	Stillwater, Okla.
03-05-98	L	49-53	Big 12 Tourn., Kansas City, Mo.
01-16-99	L	68-79	Stillwater, Okla.
02-17-99	L	58-73	Lubbock, Texas
01-15-00	L	51-76	Lubbock, Texas
02-26-00	L	75-83	Stillwater, Okla.
01-06-01	L	55-67	Stillwater, Okla.
01-21-01	L	29-82	Lubbock, Texas
01-23-02	L	51-62	Lubbock, Texas
02-14-02	W	58-55	Stillwater, Okla.
01-18-03	L	45-95	Lubbock, Texas
02-22-03	L	48-83	Stillwater, Okla.
03-12-03	L	52-75	Big 12 Tourn., Dallas, Texas
01-10-04	L	43-106	Lubbock, Texas
01-24-04	W2ot	88-87	Stillwater, Okla.
01-08-05	L	38-76	Stillwater, Okla.
02-26-05	L	52-65	Lubbock, Texas
01-25-06	L	51-61	Stillwater, Okla.
02-08-06	L	35-48	Lubbock, Texas
03-07-06	L	42-61	Big 12 Tourn., Dallas, Texas
01-06-07	L	49-75	Lubbock, Texas
01-20-07	L	61-63	Stillwater, Okla.
02-14-08	W	58-56	Lubbock, Texas
03-01-08	W	73-54	Stillwater, Okla.
01-31-09	W	65-60	Lubbock, Texas
02-21-09	L	70-74	Stillwater, Okla.
03-12-09	W	63-57	Big 12 Championship, Okla. City, Okla.
02-13-10	L	57-65	Stillwater, Okla.
02-28-10	W	80-70	Lubbock, Texas
02-09-11	W	62-52	Stillwater, Okla.
02-26-11	L	48-57	Lubbock, Texas
03-08-11	L	52-75	Big 12 Championship, Kansas City, Mo.
01-04-12	L	53-58	Lubbock, Texas

COWGIRLS ON THE NETWORK

Selected games will be carried statewide on the OSU radio network. Below is a list of games that will air on the network as well as a list of affiliate stations.

11/26 vs. Coppin State, 11/29 vs. Alcorn State, 12/4 at Indiana, 12/8 vs. Missouri State, 12/18 vs. Texas-Pan American, 12/22 vs. UAPB, 12/29 vs. Mississippi State, 12/30 vs. LIU, 1/7 vs Texas, 1/11 at Baylor, 1/24 vs Texas A&M, 2/1 at Iowa State, 2/8 vs Texas Tech, 2/11 at Texas, 2/18 at Texas A&M, 2/25 vs Iowa State, 2/29 at Kansas, 3/3 vs Missouri

KYKC-FM 100.1	Ada - Southeast OK
KWHW-AM 1450	Altus - Southwest OK
KACO-FM 98.5	Anadarko - Southwest OK
KWON-AM 1400	Bartlesville - Northeast OK
KOKB-AM 1580	Blackwell - North Central OK
KKBI-FM 106.1	Broken Bow - Southeast OK
KRVF-AM 1270	Claremore - Northeast OK
KNID-FM 103.1	Enid - North Central OK
KTAT-AM 1570	Frederick - Southwest OK
KGVE-FM 99.3	Grove - Northeast OK
KGYN-AM 1210	Guymon - Panhandle
KTJS-AM 1420	Hobart - Southwest OK
KVRW-FM 107.3	Lawton - Southwest OK
KTMC-FM 105.1	McAlester - Southeast OK
KXXY-FM 96.1	Oklahoma City - Central OK
WBBZ-AM 1230	Ponca City - North Central OK
KGFF-AM 1450	Shawnee - Central OK
KSPI-AM 780	Stillwater - North Central OK
KSPI-FM 93.7	Stillwater - North Central OK
KTLQ-AM 1350	Tahlequah - Northeast OK
KFAQ-AM 1170	Tulsa - Northeast OK
KGND-AM 1470	Vinita - Northeast OK
KWEY-FM 97.3	Weatherford - West Central OK
KMZE-FM 92.1	Woodward - Northwest OK

WHAT 2 WATCH 4

- The Cowgirls will look to end a three-game losing streak on Wednesday night when they host Texas Tech at 7 p.m. inside Gallagher-Iba Arena.
- The game will be televised by the Cowboy Sports Network with Chad McKee and Anne O'Neil on the call. Check local listings for channel information.
- The Cowgirls are coming off a pair of road losses last week at Iowa State and at Oklahoma.
- The Cowgirls have held 16 of their 19 opponents thus far under 40 percent shooting from the floor.
- The Cowgirls will be looking for their fifth Big 12 win, which would surpass their total from last season.
- 77 of OSU's 95 starts thus far have been made by freshmen and sophomores.
- Tiffany Bias has led the Cowgirls in assists in 18 of OSU's 19 games this season and has now paced OSU in 43 of her 51 career games.
- Bias is three assists shy of moving into the top 10 on the school's all-time list.

KNOW THE FOE

- Tech has won three straight in the series with OSU after its 58-53 win earlier this year in Lubbock.
- OSU has won six of the last 11 in the series.
- The Lady Raiders have won two of their last three after enduring a five-game losing streak.
- Tech opened the year on a 14-game winning streak.
- Kierra Mallard is the lone Tech player scoring in double figures at 12.7 points per game.
- Mallard is also the squad's leading rebounder at 8.7 boards per game.
- Tech is 3-3 on the road this season and has lost its last three road contests.

OKLAHOMA LEFTOVERS

- Freshman Liz Donohoe scored 20 points for her first career 20-point outing in Big 12 play.
- Freshman Jordan Schultz scored a career-high 11 points.
- Oklahoma became the first Cowgirl opponent this season to score 80 points.
- The Cowgirls trailed by one at the half, marking the third time in Big 12 play this season OSU has trailed by one possession and has lost.

BALANCED ATTACK

Against Missouri, the Cowgirls finished with four players in double figures in the scoring column. Three times in conference play OSU has had four players reach double figures scoring-wise with all three contests resulting in OSU victories. Overall this season, the Cowgirls have had four players in double figures on seven occasions.

WE WILL REMEMBER

For the second time in just over a decade, Oklahoma State's basketball programs were hit by tragedy. On Nov. 17, head women's basketball coach Kurt Budke, assistant coach Miranda Serna, former state senator and OSU alum Olin Branstetter, and his wife Paula, were killed in a plane crash west of Little Rock, Ark. The Branstetter's were taking coaches Budke and Serna to Little Rock on a recruiting visit.

DONOHOE TOP FRESHMAN, AGAIN

For the fourth time, Liz Donohoe was named the Big 12 Freshman of the Week by a media voting panel for games from Jan. 9-15. She helped OSU knock off in-state rival Oklahoma and end the Cowgirls' eight-game losing streak against the Sooners. Donohoe received the honor twice in December and once in January.

DISHING IT OUT

As a freshman, Tiffany Bias averaged 4.2 assists per game and finished eighth among Big 12 players. This season, she set and matched her career high with 12 assists in three of the squad's first seven games and is currently second in the Big 12 at 6.9 per game.

CHARITY WORK

The Cowgirls currently pace the Big 12 in free-throw percentage at 72.9 percent. Freshman Liz Donohoe ranks first individually at 94.0 percent and is on pace to shatter the school's single-season mark of 89.1 percent set in 1979-80 by Julie Moser.

NON-CONFERENCE SUCCESS

Under Kurt Budke, the Cowgirls enjoyed considerable success during their non-conference schedule, posting a 66-12 record against non-league opponents during the regular season. Three times under Budke OSU started 8-0, including a year ago. OSU posted a 53-4 record against non-conference foes inside Gallagher-Iba Arena over the past six years. The Cowgirls also had a 48-game non-conference winning streak, which came to an end last year against fifth-ranked Duke.

Regular Season Non-Conference Under Budke

	Overall	Home
2005-06	6-5	5-3
2006-07	12-1	9-0
2007-08	12-1	9-0
2008-09	11-2	10-0
2009-10	12-2	9-0
2010-11	12-1	11-1
2011-12	8-1*	6-0*

* OSU was 1-0 under Budke in 2011-12

COWGIRL ROSTER

##	Player	Pos.	Cl.	Ht.	Hometown (HS/Prev. School)
1	Taylor Schippers	G	Fr.	5-8	Houston, Texas (Concordia Lutheran)
3	Tiffany Bias	G	So.	5-6	Andover, Kansas (Central)
4	Liz Donohoe	F	Fr.	6-0	Edmond, Oklahoma (North)
11	Jenni Bryan	G/F	So.	5-9	Coweta, Oklahoma (Coweta)
12	Jordan Schultz	G	Fr.	5-10	Claremore, Oklahoma (Claremore)
13	Heather Howard	F	Jr.	6-3	Shawnee Mission, Kansas (Shawnee Mission West)
15	Toni Young	F	Jr.	6-2	Del City, Oklahoma (Del City)
24	Carissa Crutchfield	G	So.	5-6	Fort Gibson, Oklahoma (Fort Gibson)
25	Lindsey Keller	F	Jr.	6-2	Goddard, Kansas (Goddard)
31	Kendra Suttles	C	So.	6-1	Lawton, Oklahoma (Lawton)
34	Vicky McIntyre	C	So.	6-6	Omaha, Nebraska (Marian)
55	LaShawn Jones	C	Fr.	6-3	Oklahoma City, Oklahoma (Putnam City)
Coaching Staff					
Head Coach					
Jim Littell (Southwestern College, 1977)		1st Season at OSU			
Assistant Coaches					
Richie Henderson (Oklahoma State, 2006)		4th Season at OSU			
Bill Annan (Kansas State, 1986)		3rd Season at OSU			



GAME-BY-GAME STARTERS

Opponent	Forward	Forward	Center	Guard	Guard
Fort Hays State	Donohoe	Suttles	McIntyre	Bias	Bryan
Rice	Donohoe	Suttles	McIntyre	Bias	Bryan
Grambling State	-	-	-	-	-
Texas-Arlington	-	-	-	-	-
Coppin State	Donohoe	Suttles	McIntyre	Bias	Bryan
Alcorn State	Donohoe	Suttles	Keller	Bias	Schultz
Indiana	Donohoe	Suttles	Keller	Bias	Schippers
Missouri State	Donohoe	Suttles	Keller	Bias	Schippers
Texas-Pan American	Donohoe	Suttles	Keller	Bias	Schippers
Arkansas-Pine Bluff	Donohoe	Young	Keller	Bias	Schippers
Mississippi State	Donohoe	Suttles	Keller	Bias	Schippers
Long Island	Donohoe	Suttles	Keller	Bias	Schippers
Texas Tech	Donohoe	Suttles	McIntyre	Bias	Schippers
Texas	Donohoe	Suttles	McIntyre	Bias	Schippers
Baylor	Donohoe	Suttles	McIntyre	Bias	Schippers
Oklahoma	Donohoe	Young	Keller	Bias	Schippers
Kansas	Donohoe	Keller	McIntyre	Bias	Schippers
Missouri	Donohoe	Keller	Suttles	Bias	Schippers
Texas A&M	Donohoe	Keller	Suttles	Bias	Schultz
Kansas State	Donohoe	Young	Keller	Bias	Schippers
Iowa State	Donohoe	Keller	McIntyre	Bias	Schultz
Oklahoma	Donohoe	Young	Keller	Bias	Schippers
Texas Tech					
Texas					
Baylor					
Texas A&M					
Kansas State					
Iowa State					
Kansas					
Missouri					

CHART WATCHING

Three players will have their sights set on adding their names to the school's career record book in 2011-12.

Tiffany Bias

- The sophomore has 266 assists, which is three shy of the No. 9 spot.
- She also has 123 steals and is two away from 16th.

Vicky McIntyre

- She has 94 blocked shots, which is one clear of Toni Young for the No. 4 spot on the career list.

Toni Young

- The junior has 93 career blocks, which ranks fifth and is 17 away from the No. 3 slot.
- She has 91 steals and is 26 away from moving into the school's all-time top 20.
- Young's 628 career rebounds rank ninth in school history. She is 22 away from taking the No. 8 slot.

SENIOR NIGHT WILL BE A BREEZE

Oklahoma State will be able to treat its home finale, a game normally reserved to honor a program's seniors, as a regular contest. With a 12-player roster, the Cowgirls are underclassmen-heavy with four freshmen and five sophomores comprising the majority of the roster. With three juniors completing the squad, OSU stands as the lone squad in the Big 12 without a senior.

	Roster	Fr.	So.	Jr.	Sr.
Baylor	13	1	3	6	3
Iowa State	14	5	3	4	2
Kansas	12	5	3	3	1
Kansas State	13	3	2	3	5
Missouri	13	3	3	3	4
Oklahoma	13	4	4	3	2
Oklahoma State	12	4	5	3	0
Texas	14	4	7	0	3
Texas A&M	14	3	2	4	5
Texas Tech	13	1	5	5	2

HEAD OF THE CLASS

- Tiffany Bias is currently on pace to set the school record for assists per game by a sophomore. The current mark of 5.8 was set in 1989 by Liz Brown.
- Liz Donohoe is chasing the school's freshman scoring mark of 13.9 points per game set by Clinette Jordan in 1986.

FAMILIAR TERRITORY

The tragic circumstances surrounding the loss of head coach Kurt Budke and assistant coach Miranda Serna in a plane crash on Nov. 17 are too familiar with the family of Nick Hoheisel, OSU's strength and conditioning coach. Hoheisel's dad, was one of nine survivors of the Oct. 2, 1970 plane crash involving the Wichita State football team that ultimately claimed 31 lives.

FAB FRESHMAN

Liz Donohoe has hit the ground running during her rookie campaign in Stillwater. The freshman from Edmond, Okla., native currently leads the squad in scoring at 13.3 points per game and is the Big 12's top freshman scorer by three points per game. Donohoe also checks in as the league's top freshman rebounder at 6.4 boards per contest as well.

DOUBLE THE FUN

The Cowgirls have had five different players log double-doubles thus far this season. Tiffany Bias, Liz Dohnoe, Lindsey Keller and Kendra Suttles have all put their name in that category. Toni Young joined them during OSU's home win against Texas. Young ranks seventh on the school's all-time list with 19. The Del City, Okla., native logged 14 last season.

THE FRIENDLY CONFINES OF GIA

Two years ago, the Cowgirls matched the school record for home wins in a season with 14. Last year OSU eclipsed that mark, posting a 15-5 mark on the historic white maple floor inside Gallagher-Iba Arena. The Cowgirls have gone 29-8 the past two seasons at home. That bodes well for the upcoming season with 17 games on tap in Stillwater.

POINT TAKEN

Through 19 games this season, Tiffany Bias has logged four double-digit assist games, giving her five in her first 51 career games. In comparison, it took OSU's all-time assist leader Andrea Riley 75 games to record her fifth double-figure assist game. The former All-American logged 12 such games during her career.

BIG 12 STANDINGS

Team	Big 12	Overall	Streak
Baylor	23-0	10-0	W23
Texas A&M	16-5	7-3	W3
Oklahoma	15-6	7-3	L1
Kansas State	15-7	6-4	L1
Kansas	16-6	5-5	L3
Texas Tech	16-6	4-6	W1
Oklahoma State	12-7	4-6	L3
Iowa State	13-8	4-6	W2
Texas	13-9	3-7	L3
Missouri	10-11	0-10	L10

PRESEASON ALL-BIG 12

Big 12 Coaches Poll

1. Baylor (9)	81
2. Texas A&M (1)	73
3. Texas	60
4. Oklahoma	58
5. Iowa State	43
6. Texas Tech	37
7. Kansas	35
8. Oklahoma State	30
9. Kansas State	23
10. Missouri	10

(first place votes in parentheses; coaches not allowed to vote for their own team)

2011-12 Big 12 Women's Basketball Preseason awards
(coaches not allowed to vote for own players)

Preseason Player of the Year

Brittney Griner, Baylor, C, 6-8, Jr., Houston, Texas

Preseason Newcomer of the Year

Kelsey Bone, Texas A&M, C, 6-5, So., Houston, Texas

Preseason Co-Freshmen of the Year

Cassie Peoples, G, 5-6, Texas, Houston, Texas

Alexia Standish, G, 5-8, Texas A&M/Colleyville, Texas

Preseason All-Big 12 Team

Name	School	Pos	Ht	Cl
Brittney Griner	Baylor	C	6-8	Jr
Odyssey Sims	Baylor	G	5-8	So
Carolyn Davis	Kansas	F	6-3	Jr
Toni Young	Okl. St.	G/F	6-2	Jr
Chassidy Fussell	Texas	G	5-10	So
Tyra White	Texas A&M	G	6-0	Sr

(ties in the voting created an additional spot)

Honorable Mention (listed alphabetically by school): Britany Chambers and Jalana Childs (Kansas State), Aaryn Ellenberg and Whitney Hand (Oklahoma), Sydney Carter (Texas A&M).

OSU ATHLETICS SNAPSHOT

50 NCAA Team Championships, including the 2009 and 2010 NCAA men's cross country titles (leads the Big 12 and ranks fourth nationally).

OSU has won 16 Big 12 championships since the beginning of the 2008-09 school year.

OSU is enjoying a banner fall season with the men's cross country team winning the Big 12 and taking second at the NAAs, the women's soccer team winning the Big 12 and advancing to the NCAA Elite Eight and the football team winning the Big 12 and playing in its first-ever BCS game.

TOP SINGLE-GAME PERFORMANCES

Points ... 27 by two players
 Rebounds ... 13 by Donohoe vs. Texas (01-07)
 Assists ... 12 by Bias, three times
 Steals ... 6 by Bias vs. Missouri State (12-08)
 Blocks ... 5 by McIntyre vs. Oklahoma (01-14)
 FG Pct (min. 10 att) (85.7%) 12-14 by Suttles vs. Rice (11-13)
 3pt FG Pct (min. 4 att) ... (80.0%) 4-5 by Donohoe vs. Indiana (12-04)
 FT Pct (min. 4 att) ... (1.000) 6-6 by Donohoe vs. UAPB (12-22)

OKLAHOMA STATE'S RECORD WHEN ...

	Budke Era	2011-12
Overtime	3-6	0-0
vs. Ranked Opponents	13-46	2-2
On Television	21-35	2-3
Leading at Halftime	93-16	11-0
Trailing at Halftime	14-52	1-7
Tied at Halftime	3-3	0-0
Shooting ≥ 50.0%	24-1	3-0
Shooting < 50.0%	89-80	9-7
Opponent Shooting < 40.0%	88-21	12-4
Shooting same/better than opponent	97-18	9-1
Shooting worse than opponent	15-64	3-6
More rebounds than opponent	87-21	9-2
Same/fewer rebounds than opponent	27-59	3-5
Fewer turnovers than opponent	83-39	8-2
Same/more turnovers than opponent	29-42	4-5
More free throws than opponent	91-28	7-1
Same/fewer free throws than opponent	20-43	5-6
Scoring < 60 points	9-39	2-4
Scoring 60+ points	98-39	10-3
Scoring 70+ points	80-12	7-1
Scoring 80+ points	49-1	4-0
Opp. scores < 60 points	69-5	8-1
Opp. scores 60+ points	41-76	4-6
Opp. scores 70+ points	55-25	2-3
Opp. scores 80+ points	3-17	0-1
Day games (start before 5 p.m.)	34-28	8-2
Night games	78-53	4-5
Attendance ≥ 2,000	70-63	8-6
Attendance < 2,000	41-15	4-1
Winning the Opening Tip	68-23	7-2
Losing the Opening Tip	44-58	5-5
White Uniforms	83-36	10-2
Black Uniforms	5-14	0-0
Orange Uniforms	24-30	2-5
Pink Uniforms	0-1	0-0
Budke's Orange Jacket	2-2	0-0

LEADING TEAM IN ...

Includes multiple-leader games (career numbers in parentheses)

Scoring: Bias 7 (11), Donohoe 8, Keller 2 (3), McIntyre (7), Suttles 4 (4), Young 3 (21)

Rebounding: Bias 1 (2), Bryan (1), Donohoe 6, Keller 10 (16), McIntyre 1 (6), Suttles 4 (6), Young 3 (30)

Assists: Bias 18 (43), Bryan (2), Crutchfield (6), Donohoe 1, Howard (2), Keller (3), Schippers 1, Suttles 1 (1), Young (2)

Steals: Bias 15 (32), Bryan (2), Crutchfield (7), Donohoe 3, Hardy 1, Keller 3 (7), McIntyre (1), Schippers 2, Suttles 1 (2), Young 1 (15)

Scoring in Double Figures: Bias 12 (28), Bryan 1 (2), Crutchfield (1), Donohoe 14, Howard 1, Keller 6 (15), McIntyre 2 (19), Schippers 1, Schultz 1, Suttles 7 (12), Young 10 (41)

Double-Doubles: Bias 1 (2), Donohoe 2, Keller 1 (2), McIntyre (2), Suttles 1 (2), Young 2 (19)

LAST TIME AGAINST TEXAS TECH

Official Basketball Box Score -- Game Totals -- Final Statistics
Oklahoma State vs Texas Tech
1-04-12 7:00 at Lubbock, Texas

Oklahoma State 53 • 8-2, 0-1

#	Player	Total			3-Ptr			Rebounds			PF	TP	A	TO	Blk	Stl	Min
		FG	FGA	FT	FTA	FG	FGA	FT	F	D							
04	Donohoe, Liz	f	3-11	0-4	1-2	3	8	11	4	7	1	0	0	1	0	37	
31	Suttles, Kendra	c	5-10	3-8	2-2	1	4	5	0	15	1	4	1	0	0	25	
34	McIntyre, Vicky	c	1-6	0-0	2-4	4	4	8	2	4	1	0	0	0	0	19	
01	Schippers, Taylor	g	3-6	2-5	0-0	0	2	2	2	8	1	1	0	1	0	26	
03	Bias, Tiffany	g	4-17	1-6	1-1	0	2	2	4	10	5	6	0	5	37		
11	Bryan, Jenni		0-0	0-0	0-0	0	0	0	1	0	0	0	1	0	3		
12	Schultz, Jordan		0-0	0-0	0-0	0	1	1	0	0	0	0	0	0	15		
15	Young, Toni		3-7	0-0	1-2	4	3	7	2	7	0	1	1	0	19		
24	Crutchfield, Carissa		0-1	0-0	0-0	0	0	0	0	0	0	1	0	0	3		
25	Keller, Lindsey		1-4	0-3	0-0	0	5	5	2	2	0	1	0	0	16		
	Team					2	0	2									
	Totals		20-62	6-26	7-11	14	29	43	17	53	9	15	3	7	200		

FG % 1st Half: 8-33 24.2%	2nd half: 12-29 41.4%	Game: 20-62 32.3%	Deadball Rebounds: 6
3FG % 1st Half: 3-16 18.8%	2nd half: 3-10 30.0%	Game: 6-26 23.1%	
FT % 1st Half: 2-4 50.0%	2nd half: 5-7 71.4%	Game: 7-11 63.6%	

Texas Tech 58 • 13-0, 1-0

#	Player	Total			3-Ptr			Rebounds			PF	TP	A	TO	Blk	Stl	Min
		FG	FGA	FT	FTA	FG	FGA	FT	F	D							
20	MALLARD,KIERRA	f	7-20	1-5	4-5	4	7	11	1	19	1	4	5	4	36		
41	BAKER,KELSI	f	0-3	0-1	0-0	1	0	1	2	0	0	1	0	0	15		
05	HYDE,CHRISTINE	g	1-7	0-3	1-1	2	5	7	2	3	0	2	0	0	18		
15	MORRIS,CASEY	g	2-8	0-3	4-5	0	3	3	1	8	2	1	0	0	33		
23	SMALLS,MONIQUE	g	3-7	0-1	3-4	2	1	3	1	9	3	1	0	2	37		
00	BROWN,CHYNNA		2-5	0-1	0-2	2	5	7	3	4	1	1	0	0	21		
01	BARNCASTLE,JORDAN		3-6	2-4	1-2	2	3	5	0	9	0	0	0	0	20		
12	BATTLE,AMBER		0-0	0-0	0-0	0	0	0	0	0	0	0	0	1	1		
24	BOKENKAMP,MARY		2-4	2-3	0-0	0	1	1	1	6	2	0	0	0	10		
33	NOBLES,SHAUNTAL		0-1	0-0	0-2	0	0	0	2	0	0	1	0	0	9		
	Team					2	1	3									
	Totals		20-61	5-21	13-21	15	26	41	13	58	9	14	5	7	200		

FG % 1st Half: 10-31 32.3%	2nd half: 10-30 33.3%	Game: 20-61 32.8%	Deadball Rebounds: 5
3FG % 1st Half: 3-11 27.3%	2nd half: 2-10 20.0%	Game: 5-21 23.8%	
FT % 1st Half: 3-7 42.9%	2nd half: 10-14 71.4%	Game: 13-21 61.9%	

Officials: Lisa Mattingly, Melissa Barlow, Michael Price
 Technical fouls: Oklahoma State-None. Texas Tech-None.
 Attendance: 6258

Score by periods	1st	2nd	Total
Oklahoma State	21	32	53
Texas Tech	26	32	58

	In	Off	2nd	Fast	Bench
Points	Paint	T/O	Chance	Break	
OSU	28	11	16	8	9
TTU	22	14	11	6	19

Last FG - OSU 2nd-00:15, TTU 2nd-00:47.
 Largest lead - OSU by 5 2nd-09:05, TTU by 8 1st-15:12.

Score tied - 3 times.
 Lead changed - 4 times.

HIGH-FLYING ACT


During Homecoming and Hoops each of her first two years, junior Toni Young displayed her athleticism. The Del City, Okla., native dunked easily on both occasions, leaving Cowgirl fans wondering if and when she will become the first OSU player to do so in a game. Young's ability to play above the rim should come as no surprise as she tied the national high jump record while attending Del City High School. If she is able to dunk during a game she would join an elite list of women's players. Only seven females have previously dunked in a game. West Virginia's Georgeann Wells was the first, doing it twice in 1984. She was followed by North Carolina's Charlotte Smith 10 years later. Tennessee's Michelle Snow had three slams during her career, while Houston's Sancho Lyttle and LSU's Sylvia Fowles each had one. Tennessee's Candace Parker had seven and most recently Baylor's Brittney Griner has dunked five times through her first two collegiate seasons.

15 4 1K

Toni Young is on track to become the school's 19th 1,000-point scorer and first since Andrea Riley. The former All-American reached the mark during the 2007-08 season. Young entered her third year with 725 points after tallying 479 during her sophomore campaign.

HILLBILLY HANDFISHIN'

Don't be surprised if Cowgirl sophomore and noodling expert Jenni Bryan finds her way into an episode of Hillbilly Handfishin'. The popular Animal Planet reality show centers around Noodling, the sport of fishing for catfish using only bare hands and feet. Bryan took up the hobby at age 11 and pulled a 55-pound catfish during one outing.



YOUNG NAMED ALL-BIG 12

Toni Young was named to the 2011-12 preseason All-Big 12 squad in a vote of the league's coaches. A second-team pick a year ago, the Del City, Okla., native is coming off a campaign that saw her rank 11th in the league in scoring at 15.5 points per game. Young was the Big 12's leading rebounder at 9.1 boards per contest and was also second in the league with 14 double-doubles.



OSU IN THE BIG 12 RANKINGS

Team	Avg.	Rank
Scoring Offense	67.9	7
Scoring Margin	+9.8	6
Field Goal Percentage	.399	8
3-Point Field Goal Percentage	.305	8
Rebounding Offense	42.5	3
Rebounding Defense	38.5	9
Scoring Defense	58.1	5
Free Throw Percentage	.729	1
Field Goal Percentage Defense	.334	2
3-Point Field Goal Percentage Defense	.299	7
Rebounding Margin	+3.9	5
Assists	15.1	6
Turnover Margin	+1.2	5
Blocked Shots	4.2	8
Steals	8.5	8
Assist/Turnover Ratio	1.0	2
Offensive Rebounds	14.2	4
Defensive Rebounds	28.3	3
3-Point Field Goals Made	6.3	4
Individual	Avg.	Rank
Scoring		
Liz Donohoe	13.3	12
Tiffany Bias	12.3	17
Field Goal Percentage		
Toni Young	.486	10
Rebounding		
Toni Young	6.9	10
Assists		
Tiffany Bias	6.9	2
Free Throw Percentage		
Liz Donohoe	.940	1
Blocked Shots		
Vicky McIntyre	1.5	8
Steals		
Tiffany Bias	3.2	2
3-Point Field Goals Made		
Liz Donohoe	1.7	6
Offensive Rebounds		
Toni Young	2.8	8
Minutes Played		
Tiffany Bias	34.3	5
Double-Doubles		
Tiffany Bias	3	9

OSU IN THE NCAA RANKINGS

Team	Avg.	Rank
Scoring Offense	67.9	75
Scoring Defense	58.1	89
Scoring Margin	9.8	50
Field-Goal Percentage Defense	33.4	7
Free Throw Percentage	72.9	46
Rebounding Margin	3.9	69
3-Point FG Per Game	3.9	55
Assists Per Game	15.1	44
Assist/Turnover Ratio	1.0	23
Individual	Avg.	Rank
Assists Per Game (Bias)		
	6.9	6
Steals Per Game (Bias)		
	3.2	17

SIX DEGREES OF SEPARATION

Athleticism runs deep not only on the Cowgirl roster, but throughout the families of those on it. A trio of players have bloodlines filled with relatives that have made their own way in the world of sports.

Tiffany Bias—Bias is a distant relative of Len Bias, the former All-American for Maryland and first-round draft pick of the Boston Celtics.

Jenni Bryan—Bryan's father, Rick, was an All-American on the gridiron for the University of Oklahoma before moving on to a career with the Atlanta Falcons from 1984-1993. Her uncle, Steve, also played for the Sooners and played in the NFL for the Denver Broncos. Bryan's brother, Mike, was a four-year letterwinner at the University of Tulsa.

Kendra Suttles—Suttles' father, Ken, was a member of the Southern Miss basketball squad from 1982-84.

TIP INS

- OSU's 14 3-pointers against Arkansas-Pine Bluff tied the school's single-game record.
- Tiffany Bias and Liz Donohoe were named to the Peppermill Holiday Classic All-Tournament Team in Reno, Nev.
- Donohoe made her first 21 free throws as a Cowgirl. Her first miss came at Texas Tech.
- OSU's 19-point win over No. 23 Texas was its largest against a ranked team since the Cowgirls' 82-63 win over Oklahoma on Jan. 12, 2008.
- OSU's 66-63 win over Oklahoma snapped an eight-game losing streak against its in-state rival.
- OSU's 62-58 win at Missouri snapped an 11-game Big 12 road losing streak.

COWGIRLS PICKED EIGHTH

Oklahoma State was picked eighth in the Big 12 Pre-season Coaches Poll. The Cowgirls received 30 points, which was five less than Kansas for seventh place. Kansas State was picked ninth with 23 points. Baylor garnered the top spot with 81 points and nine of a possible 10 first-place votes.

ASSOCIATED PRESS

(Week 13)			
Team	Record	Points	Previous
1 Baylor (40)	23-0	1,000	1
2 Notre Dame	23-1	960	2
3 Connecticut	21-2	917	3
4 Stanford	20-1	882	4
5 Duke	18-3	805	5
6 Miami (FL)	20-3	803	7
7 Kentucky	21-3	728	6
8 Maryland	19-3	709	9
9 Green Bay	20-0	659	10
10 Ohio State	20-2	651	11
11 Tennessee	17-6	582	8
12 Delaware	20-1	556	12
13 Nebraska	19-3	507	16
14 Georgetown	18-5	444	17
15 Texas A&M	16-5	417	18
16 Purdue	19-5	385	15
17 Rutgers	17-6	334	13
18 Penn State	18-5	307	19
19 Gonzaga	21-3	268	20
20 Louisville	17-6	217	14
21 Georgia	18-6	207	21
22 Georgia Tech	17-6	128	24
22 North Carolina	17-5	128	23
24 South Carolina	18-5	123	NR
25 St. Bonaventure	22-2	82	NR

Others receiving votes: DePaul 38, Brigham Young 28, California 25, Texas Tech 24, Oklahoma 18, Arkansas 14, Princeton 12, St. John's 12, FGCU 8, UTEP 7, Kansas State 7, Fresno State 6, Bowling Green 1, West Virginia 1

LEARNING HOW TO FINISH

Five of OSU's last seven losses last year came by single digits and the Cowgirls held leads well into the second half of play in those five contests. Against Missouri, OSU held an 11-point lead with four minutes go before falling in overtime. At No. 5, Texas A&M, the Cowgirls erased a 16-point deficit and led by one with 6:30 remaining before losing by nine. OSU's contest against Kansas saw the Cowgirls lead for 34 minutes before surrendering the lead for good with 2:26 remaining. In Lubbock, OSU trailed 19-4 before climbing all the way back and led with 6:46 to go before eventually losing by nine. Against Oklahoma in Stillwater, OSU led by one with 6:22 to go before winding up with a five-point loss. In the Cowgirls' season-ending loss at Wyoming, OSU led by one with 4:43 to go before coming away with a four-point loss.

COWGIRLS ADD ONE

OSU inked one of the nation's highest ranked players to a National Letter of Intent in Brittney Martin, a 6-0 wing player.

- Martin is ranked as the 18th-best player overall and the No. 3 wing in the country in the 2012 ESPNU HoopGurlz Top 100 rankings.
- Is ranked No. 86 nationally by Blue Star Basketball
- As a junior, averaged 21.2 points and 8.6 rebounds per game while helping the Titans to a 23-1 mark and a berth in the 5A state championship game.
- She was named the state's Ms. Basketball by the Deseret News.
- Martin stands at 1,254 career points.

SEEKING A HALF DOZEN

Last year's WNIT appearance marked the fifth consecutive postseason appearance for the Cowgirls, the longest streak in school history. The previous-best run of four in a row took place from 1993-96 with the Cowgirls making the NCAA Tournament four-straight years.

ESPN/USA TODAY

(Week 13)			
Team	Record	Points	Previous
1 Baylor (31)	24-0	775	1
2 Notre Dame	23-1	743	2
3 Connecticut	21-2	710	3
4 Stanford	20-1	685	4
5 Duke	19-3	650	6
6 Miami (FL)	20-3	604	7
7 Kentucky	21-3	584	5
8 Maryland	20-3	534	10
9 Green Bay	20-0	530	9
10 Ohio State	21-2	483	11
11 Tennessee	17-6	476	8
12 Delaware	20-1	434	13
13 Georgetown	18-5	379	15
14 Texas A&M	16-5	378	16
15 Nebraska	19-3	309	18
16 Rutgers	17-6	290	14
17 Louisville	17-6	276	12
18 Gonzaga	21-3	234	19
19 Purdue	19-5	222	17
20 Georgia	18-6	202	20
21 Penn State	18-5	176	21
22 DePaul	17-7	92	23
23 Georgia Tech	17-7	83	22
24 South Carolina	18-5	46	NR
25 Vanderbilt	18-5	45	NR

Others receiving votes: Texas Tech 30, Vanderbilt 23, St. Bonaventure 19, Middle Tennessee 15, FGCU 14, South Carolina 13, California 12, Brigham Young 8, Michigan State 6, UNLV 3, UTEP 3, Princeton 3, Fresno State 2, Kansas State 2, St. John's 2, South Florida 1



COWGIRL HEAD COACH JIM LITTELL

Jim Littell has been named head coach of the Oklahoma State University women's basketball team, OSU Athletic Director Mike Holder has announced. Littell's appointment was approval by the Oklahoma State University/A&M Board of Regents earlier this year.

One of the most successful head coaches in the nation during his 14 seasons at Seward County (Kan.) Community College, Littell spent the past six years as the program's associate head coach. He was named OSU's interim head coach following the Nov. 17 plane crash that took the lives of head coach Kurt Budke, assistant coach Miranda Serna and OSU supporters Paula and Olin Branstetter.

"Kurt Budke laid the foundation for this program," Littell said. "It is our goal to continue his vision for Oklahoma State women's basketball. We know that many challenges await us, but we are excited about the future of our program."

During his time in Stillwater, Littell has been instrumental in helping OSU reach five consecutive postseasons, including three trips to the NCAA Tournament.

"Jim has been a great leader for our program," Holder said. "The circumstances in which he has had to navigate are obviously very trying but he has been a rock over the past month for our women's team and for the community."

A 2009 inductee into the National Junior College Athletic Association Hall of Fame, Littell compiled an eye-popping set of numbers at his former post as the Lady Saints won 87 percent of their games, tallying a 418-61 ledger and producing nine Jayhawk West Conference titles under his guidance. Overall, Littell owns a 628-117 mark as a head coach.

A nine-time conference coach of the year, Littell was named the WBCA National Coach of the Year in 2001 and was selected as the top coach in the region on four occasions, earning the distinction in 1999, 2002, 2004 and 2005.

Littell led Seward County to its first Region VI title in 1999 and followed up with regional titles in 2002, 2004 and 2005. In both 2000 and 2001, Littell led the Lady Saints to a No. 1 ranking in the final NJCAA poll and a combined record of 32-0 against conference opponents.

His 2002 squad produced three All-Americans, a perfect 38-0 mark and the school's first-ever national championship in any sport. He was named the NJCAA National Tournament Coach of the Year that same season. The 2001-02 season capped a three-year run by the Lady Saints that produced 104 wins against just two losses.

Under his watch, the Lady Saints recorded seven 30-win seasons. After finishing with a 14-16 record during his first season, Littell's squads never produced less than 25 wins in a season and averaged nearly 32 wins per year against less than four losses over the course of his final 13 seasons.

The most impressive number of all may have come in the form of Seward County's home record in his 14 seasons. From 1995-2004, the Lady Saints did not lose a home game, posting a 135-game winning streak inside the SCCC Activities Center to set the NJCAA national record. During the course of his final 13 seasons, Littell's squads won 99 percent of their home contests, producing an astounding record of 189-2.

All told, his squad's produced 11 All-Americans and five Region VI Most Valuable Players. Nine times, one of Littell's players was tabbed as the Jayhawk West Conference Most Valuable Player, while four players from Seward County earned the league's freshman of the year honor under his direction.

Prior to his run at Seward County, Littell spent one season at Garden Plains High School, posting a 21-3 mark. As head coach at Friends University from 1983-88, he produced a 95-39 record and a pair of conference championships. He also served as the assistant men's coach at Cameron (Okla.) University from 1988-89.

Littell began his coaching career at Oxford High School in 1978 where he produced a 94-14 mark and a Kansas Class 2A state championship in 1981.

A 1977 graduate of Southwestern College, Littell and his wife, Barb, are the parents of two sons, Jerame and Jon, and one daughter, Jaci.

LITTELL SNAPSHOT

Jayhawk West Coach of the Year	1993, 1994, 1996, 1997, 1998, 2001, 2002, 2004, 2005
KBCA Coach of the Year	1981, 1999, 2002, 2005
District V Coach of the Year	2001, 2002, 2004
NJCAA Region VI Coach of the Year	1999, 2002, 2004, 2005
WBCA Coach of the Year	2001
NJCAA National Tournament Coach of the Year	2002
KCAC Coach of the Year	1986, 1987

LITTELL BY THE NUMBERS

Year	School	Record
2011-12	Oklahoma State (Head Coach)	11-7
2010-11	Oklahoma State (Assoc. Head Coach)	17-15
2009-10	Oklahoma State (Assoc. Head Coach)	24-11
2008-09	Oklahoma State (Assoc. Head Coach)	17-16
2007-08	Oklahoma State (Assoc. Head Coach)	27-8
2006-07	Oklahoma State (Assoc. Head Coach)	20-11
2005-06	Oklahoma State (Assoc. Head Coach)	6-22
2004-05	Seward County C.C. (Head Coach)	35-3
2003-04	Seward County C.C. (Head Coach)	32-5
2002-03	Seward County C.C. (Head Coach)	28-5
2001-02	Seward County C.C. (Head Coach)	38-0*
2000-01	Seward County C.C. (Head Coach)	33-1
1999-00	Seward County C.C. (Head Coach)	33-1
1998-99	Seward County C.C. (Head Coach)	34-4
1997-98	Seward County C.C. (Head Coach)	29-4
1996-97	Seward County C.C. (Head Coach)	32-2
1995-96	Seward County C.C. (Head Coach)	28-4
1994-95	Seward County C.C. (Head Coach)	25-7
1993-94	Seward County C.C. (Head Coach)	29-4
1992-93	Seward County C.C. (Head Coach)	28-5
1991-92	Seward County C.C. (Head Coach)	14-16
1990-91	Garden Plains H.S. (Head Coach)	21-3
1987-88	Friends University (Head Coach)	18-10
1986-87	Friends University (Head Coach)	23-5
1985-86	Friends University (Head Coach)	20-8
1984-85	Friends University (Head Coach)	18-8
1983-84	Friends University (Head Coach)	16-8
1978-83	Oxford H.S. (Head Coach)	94-14

* National Championship Team

Division I Total	11-7
Total	639-124





2011-12 OVERALL STATS

RECORD:	OVERALL	HOME	AWAY	NEUTRAL
ALL GAMES	12-7	9-2	2-4	1-1
CONFERENCE	4-6	3-2	1-4	0-0
NON-CONFERENCE	8-1	6-0	1-0	1-1

#	Player	gp-gs	min	avg	Total		3-Point		F-Throw		Rebounds				a	to	blk	stl	pts	avg		
					fg-fga	fg%	3fg-fga	3fg%	ft-fga	ft%	off	def	tot	avg							pf	dq
04	Donohoe, Liz	19-19	591	31.1	86-222	.387	33-101	.327	47-50	.940	36	85	121	6.4	39	0	29	41	5	21	252	13.3
03	Bias, Tiffany	19-19	652	34.3	81-218	.372	18-73	.247	53-72	.736	8	50	58	3.1	47	1	131	92	5	60	233	12.3
15	Young, Toni	18-4	385	21.4	87-179	.486	0-0	.000	31-55	.564	50	75	125	6.9	43	1	5	24	17	18	205	11.4
31	Suttles, Kendra	16-13	334	20.9	54-116	.466	12-45	.267	27-33	.818	25	60	85	5.3	27	0	22	32	12	13	147	9.2
25	Keller, Lindsey	19-14	460	24.2	51-113	.451	12-38	.316	28-36	.778	39	89	128	6.7	53	3	19	33	6	16	142	7.5
01	Schippers, Taylor	19-14	368	19.4	31-87	.356	18-57	.316	8-9	.889	4	25	29	1.5	11	0	21	15	0	11	88	4.6
34	McIntyre, Vicky	19-7	238	12.5	34-92	.370	0-0	.000	5-8	.625	38	55	93	4.9	32	0	3	17	28	2	73	3.8
12	Schultz, Jordan	19-3	300	15.8	22-58	.379	19-50	.380	1-4	.250	8	16	24	1.3	18	0	18	4	1	6	64	3.4
11	Bryan, Jenni	16-2	162	10.1	10-30	.333	6-15	.400	18-26	.692	9	19	28	1.8	22	1	8	12	1	4	44	2.8
55	Jones, LaShawn	12-0	47	3.9	8-19	.421	0-0	.000	4-6	.667	4	10	14	1.2	8	0	0	1	1	2	20	1.7
13	Howard, Heather	14-0	121	8.6	6-29	.207	1-13	.077	0-3	.000	10	8	18	1.3	12	0	6	1	2	1	13	0.9
24	Crutchfield, Carissa	18-0	118	6.6	4-19	.211	1-1	1.000	1-4	.250	4	10	14	0.8	8	0	22	9	0	6	10	0.6
22	Turner, Taelor	2-0	4	2.0	0-1	.000	0-1	.000	0-0	.000	0	1	1	0.5	0	0	2	0	0	0	0	0.0
32	Hardy, Brittney	4-0	20	5.0	0-4	.000	0-0	.000	0-0	.000	7	8	15	3.8	5	0	0	2	1	2	0	0.0
Team											27	27	54				4					
Total.....		19	3800		474-1187	.399	120-394	.305	223-306	.729	269	538	807	42.5	325	6	286	287	79	162	1291	67.9
Opponents.....		19	3800		374-1121	.334	114-381	.299	242-339	.714	256	476	732	38.5	299	-	218	310	59	145	1104	58.1

Score by Periods	1st	2nd	Totals
Oklahoma State	629	662	1291
Opponents	503	601	1104

2011-12 BIG 12 STATS

RECORD:	OVERALL	HOME	AWAY	NEUTRAL
ALL GAMES	4-6	3-2	1-4	0-0
CONFERENCE	4-6	3-2	1-4	0-0
NON-CONFERENCE	0-0	0-0	0-0	0-0

#	Player	gp-gs	min	avg	Total		3-Point		F-Throw		Rebounds				a	to	blk	stl	pts	avg		
					fg-fga	fg%	3fg-fga	3fg%	ft-fga	ft%	off	def	tot	avg							pf	dq
03	Bias, Tiffany	10-10	366	36.6	45-128	.352	10-44	.227	27-38	.711	3	28	31	3.1	25	1	48	52	2	35	127	12.7
04	Donohoe, Liz	10-10	352	35.2	38-120	.317	13-50	.260	26-29	.897	21	57	78	7.8	20	0	19	18	2	9	115	11.5
15	Young, Toni	10-3	231	23.1	43-108	.398	0-0	.000	20-32	.625	28	44	72	7.2	31	1	1	12	9	10	106	10.6
25	Keller, Lindsey	10-7	256	25.6	24-53	.453	8-24	.333	17-21	.810	16	49	65	6.5	36	3	10	20	3	10	73	7.3
31	Suttles, Kendra	7-5	138	19.7	15-45	.333	5-16	.313	13-16	.813	11	20	31	4.4	10	0	9	17	5	8	48	6.9
01	Schippers, Taylor	10-8	207	20.7	14-51	.275	7-30	.233	4-4	1.000	1	13	14	1.4	9	0	13	9	0	4	39	3.9
11	Bryan, Jenni	8-0	71	8.9	6-15	.400	4-6	.667	9-14	.643	6	6	12	1.5	16	1	1	4	1	1	25	3.1
12	Schultz, Jordan	10-2	171	17.1	9-24	.375	8-22	.364	1-4	.250	3	11	14	1.4	11	0	10	1	0	3	27	2.7
34	McIntyre, Vicky	10-5	120	12.0	12-43	.279	0-0	.000	2-4	.500	14	23	37	3.7	16	0	3	7	13	0	26	2.6
55	Jones, LaShawn	6-0	20	3.3	2-7	.286	0-0	.000	0-0	.000	1	1	2	0.3	4	0	0	1	0	0	4	0.7
24	Crutchfield, Carissa	9-0	40	4.4	0-5	.000	0-0	.000	1-2	.500	1	2	3	0.3	2	0	4	4	0	1	1	0.1
13	Howard, Heather	6-0	28	4.7	0-1	.000	0-1	.000	0-1	.000	0	2	2	0.3	4	0	1	1	0	0	0	0.0
Team											15	13	28				4					
Total.....		10	2000		208-600	.347	55-193	.285	120-165	.727	120	269	389	38.9	184	6	119	150	35	81	591	59.1
Opponents.....		10	2000		216-576	.375	64-197	.325	143-191	.749	116	291	407	40.7	156	-	138	158	43	67	639	63.9

Score by Periods	1st	2nd	Totals
Oklahoma State	275	316	591
Opponents	293	346	639



2011-12 GAME-BY-GAME

THE STAT CREW SYSTEM
Oklahoma State Team Game-by-Game (as of Feb 04, 2012)
All games

TEAM STATISTICS

Opponent	Date	Score		Total		3-Pointers		Free throws		Rebounds				pf	a	t/o	blk	stl	pts	avg
				fg-fga	pct	3fg-fga	pct	ft-fta	pct	off	def	tot	avg							
RICE	11-13-11	96-60	W	40-73	.548	7-22	.318	9-14	.643	15	36	51	51.0	19	24	15	1	8	96	96.0
COPPIN STATE	11-26-11	59-35	W	22-67	.328	8-25	.320	7-10	.700	17	31	48	49.5	15	15	11	9	8	59	77.5
ALCORN STATE	11-29-11	69-36	W	25-65	.385	5-19	.263	14-20	.700	22	25	47	48.7	19	16	17	5	12	69	74.7
at Indiana	12-04-11	83-72	W	31-63	.492	8-16	.500	13-14	.929	14	25	39	46.2	17	19	15	3	10	83	76.8
MISSOURI STATE	12-08-11	80-57	W	30-60	.500	5-21	.238	15-26	.577	11	32	43	45.6	13	18	13	6	11	80	77.4
TEXAS-PAN AMERICAN	12-18-11	74-35	W	30-63	.476	6-19	.316	8-12	.667	23	31	54	47.0	11	18	23	7	10	74	76.8
ARKANSAS-PINE BLUFF	12-22-11	98-35	W	35-69	.507	14-29	.483	14-16	.875	16	38	54	48.0	10	24	12	7	9	98	79.9
vs Mississippi State	12-29-11	78-71	W	28-64	.438	6-27	.222	16-20	.800	14	28	42	47.2	18	18	18	2	8	78	79.6
vs Long Island	12-30-11	63-64	L	25-63	.397	6-23	.261	7-9	.778	17	23	40	46.4	19	15	13	4	5	63	77.8
at Texas Tech	01-04-12	53-58	L	20-62	.323	6-26	.231	7-11	.636	14	29	43	46.1	17	9	15	3	7	53	75.3
TEXAS	01-07-12	70-51	W	22-59	.373	7-19	.368	19-28	.679	14	30	44	45.9	22	17	16	3	11	70	74.8
at Baylor	01-11-12	44-71	L	14-65	.215	3-17	.176	13-14	.929	18	20	38	45.2	13	8	12	3	12	44	72.2
OKLAHOMA	01-14-12	66-63	W	22-67	.328	4-20	.200	18-22	.818	17	31	48	45.5	15	10	12	11	7	66	71.8
KANSAS	01-18-12	60-65	L	26-64	.406	2-6	.333	6-11	.545	15	23	38	44.9	15	13	19	1	8	60	70.9
at Missouri	01-21-12	62-58	W	20-58	.345	11-30	.367	11-15	.733	10	28	38	44.5	17	16	8	1	9	62	70.3
TEXAS A&M	01-24-12	57-53	W	18-41	.439	5-10	.500	16-21	.762	5	24	29	43.5	16	13	28	1	12	57	69.5
KANSAS STATE	01-28-12	56-67	L	19-54	.352	7-26	.269	11-13	.846	5	25	30	42.7	21	12	14	5	4	56	68.7
at Iowa State	02-01-12	52-73	L	19-63	.302	3-15	.200	11-18	.611	12	33	45	42.8	24	11	12	3	7	52	67.8
at Oklahoma	02-04-12	71-80	L	28-67	.418	7-24	.292	8-12	.667	10	26	36	42.5	24	10	14	4	4	71	67.9
Oklahoma State		1291		474-1187	.399	120-394	.305	223-306	.729	269	538	807	42.5	325	286	287	79	162	1291	67.9
Opponents		1104		374-1121	.334	114-381	.299	242-339	.714	256	476	732	38.5	299	218	310	59	145	1104	58.1

Games played: 19
Points/game: 67.9
FG Pct: 39.9
3FG Pct: 30.5
FT Pct: 72.9

Rebounds/game: 42.5
Assists/game: 15.1
Turnovers/game: 15.1
Assist/turnover ratio: 1.0
Steals/game: 8.5
Blocks/game: 4.2

Scoring Margin of Victory

	1	2	3	4	5	6-10	11-15	16-20	21-30	31+
Oklahoma State	-	-	1	2	-	1	1	1	2	4
Opponents	1	-	-	-	2	1	1	-	2	-



TEAM GAME HIGHS

THE STAT CREW SYSTEM
Oklahoma State Team High/Low Analysis (as of Feb 04, 2012)
All games

Oklahoma State - TEAM GAME HIGHS

POINTS	98	ARKANSAS-PINE BLUFF (12-22-11)
	96	RICE (11-13-11)
	83	at Indiana (12-04-11)
	80	MISSOURI STATE (12-08-11)
	78	vs Mississippi State (12-29-11)
FIELD GOALS MADE	40	RICE (11-13-11)
	35	ARKANSAS-PINE BLUFF (12-22-11)
FIELD GOAL ATTEMPTS	73	RICE (11-13-11)
	69	ARKANSAS-PINE BLUFF (12-22-11)
FIELD GOAL PERCENTAGE	.548 (40-73)	RICE (11-13-11)
	.507 (35-69)	ARKANSAS-PINE BLUFF (12-22-11)
3 PT FIELD GOALS MADE	14	ARKANSAS-PINE BLUFF (12-22-11)
	11	at Missouri (01-21-12)
3 PT FG ATTEMPTS	30	at Missouri (01-21-12)
	29	ARKANSAS-PINE BLUFF (12-22-11)
3 PT FG PERCENTAGE	.500 (8-16)	at Indiana (12-04-11)
	.500 (5-10)	TEXAS A&M (01-24-12)
FREE THROWS MADE	19	TEXAS (01-07-12)
	18	OKLAHOMA (01-14-12)
FREE THROW ATTEMPTS	28	TEXAS (01-07-12)
	26	MISSOURI STATE (12-08-11)
FREE THROW PERCENTAGE	.929 (13-14)	at Baylor (01-11-12)
	.929 (13-14)	at Indiana (12-04-11)
REBOUNDS	54	ARKANSAS-PINE BLUFF (12-22-11)
	54	TEXAS-PAN AMERICAN (12-18-11)
ASSISTS	24	ARKANSAS-PINE BLUFF (12-22-11)
	24	RICE (11-13-11)
STEALS	12	TEXAS A&M (01-24-12)
	12	at Baylor (01-11-12)
	12	ALCORN STATE (11-29-11)
BLOCKED SHOTS	11	OKLAHOMA (01-14-12)
	9	COPPIN STATE (11-26-11)
TURNOVERS	28	TEXAS A&M (01-24-12)
	23	TEXAS-PAN AMERICAN (12-18-11)
FOULS	24	at Oklahoma (02-04-12)
	24	at Iowa State (02-01-12)





TEAM GAME HIGHS

THE STAT CREW SYSTEM
Oklahoma State Player High/Low Analysis (as of Feb 04, 2012)
All games

Oklahoma State - INDIVIDUAL GAME HIGHS

Points	27		Donohoe, Liz vs Arkansas-Pine Bluff (12-22-11)	
	27		Suttles, Kendra vs Rice (11-13-11)	
	23		Donohoe, Liz at Indiana (12-04-11)	
	21		Bias, Tiffany vs Kansas State (01-28-12)	
	21		Donohoe, Liz vs Mississippi State (12-29-11)	
Field Goals Made	12		Suttles, Kendra vs Rice (11-13-11)	
	9		Bias, Tiffany at Oklahoma (02-04-12)	
	9		Donohoe, Liz vs Arkansas-Pine Bluff (12-22-11)	
Field Goal Att.	19		Bias, Tiffany at Oklahoma (02-04-12)	
	18		Young, Toni at Baylor (01-11-12)	
FG Pct (min 5 made)	18		Donohoe, Liz at Baylor (01-11-12)	
	.857	(12-14)	Suttles, Kendra vs Rice (11-13-11)	
3-Point FG Made	.800	(8-10)	Donohoe, Liz at Indiana (12-04-11)	
	4		Donohoe, Liz at Indiana (12-04-11)	
	3		Schultz, Jordan at Oklahoma (02-04-12)	
	3		Bias, Tiffany vs Kansas State (01-28-12)	
	3		Keller, Lindsey at Missouri (01-21-12)	
	3		Donohoe, Liz at Missouri (01-21-12)	
	3		Donohoe, Liz at Baylor (01-11-12)	
	3		Donohoe, Liz vs Texas (01-07-12)	
	3		Keller, Lindsey vs Texas (01-07-12)	
	3		Suttles, Kendra at Texas Tech (01-04-12)	
	3		Donohoe, Liz vs Long Island (12-30-11)	
	3		Donohoe, Liz vs Mississippi State (12-29-11)	
	3		Donohoe, Liz vs Arkansas-Pine Bluff (12-22-11)	
	3		Schippers, Taylor vs Arkansas-Pine Bluff (12-22-11)	
	3		Suttles, Kendra vs Rice (11-13-11)	
	3-Point FG Att.	9		Donohoe, Liz at Baylor (01-11-12)
		9		Donohoe, Liz vs Mississippi State (12-29-11)
3-Pt FG Pct (min 2 made)	1.000	(2-2)	Bryan, Jenni vs Oklahoma (01-14-12)	
	1.000	(2-2)	Suttles, Kendra vs Arkansas-Pine Bluff (12-22-11)	
	1.000	(2-2)	Schultz, Jordan at Indiana (12-04-11)	
Free Throws Made	9		Suttles, Kendra vs Texas (01-07-12)	
	8		Bias, Tiffany vs Oklahoma (01-14-12)	
Free Throw Att.	11		Suttles, Kendra vs Texas (01-07-12)	
	10		Bias, Tiffany vs Oklahoma (01-14-12)	
FT Pct (min 3 made)	1.000	(6-6)	Donohoe, Liz vs Arkansas-Pine Bluff (12-22-11)	
	1.000	(4-4)	Donohoe, Liz vs Texas A&M (01-24-12)	
	1.000	(4-4)	Donohoe, Liz at Missouri (01-21-12)	
	1.000	(4-4)	Donohoe, Liz at Baylor (01-11-12)	
	1.000	(4-4)	Donohoe, Liz vs Mississippi State (12-29-11)	
	1.000	(4-4)	Bias, Tiffany vs Mississippi State (12-29-11)	
	1.000	(4-4)	Suttles, Kendra at Indiana (12-04-11)	
	1.000	(4-4)	Donohoe, Liz vs Rice (11-13-11)	
	1.000	(3-3)	Suttles, Kendra vs Long Island (12-30-11)	
	1.000	(3-3)	Donohoe, Liz at Indiana (12-04-11)	
Rebounds	13		Donohoe, Liz vs Texas (01-07-12)	
	12		Young, Toni vs Arkansas-Pine Bluff (12-22-11)	
	12		Keller, Lindsey vs Missouri State (12-08-11)	
	12		Suttles, Kendra vs Rice (11-13-11)	
Assists	12		Bias, Tiffany vs Arkansas-Pine Bluff (12-22-11)	
	12		Bias, Tiffany at Indiana (12-04-11)	
	12		Bias, Tiffany vs Rice (11-13-11)	



POINTS-REBOUNDS-ASSISTS

THE STAT CREW SYSTEM
Oklahoma State Points-Rebounds-Assists (as of Feb 04, 2012)
All games

Opponent	Date	Score		01	03	04	11	12	13	15
				SCHIPPERS,	BIAS,TIFFA	DONOHUE,LI	BRYAN,JENN	SCHULTZ,JO	HOWARD,HEA	YOUNG,TONI
RICE	11-13-11	96-60	w	5-0-0	20-5-12	17-6-4	0-5-3	0-0-0	2-3-1	DNP
COPPIN STATE	11-26-11	59-35	w	6-5-1	17-0-5	6-3-3	3-2-0	5-2-1	0-5-1	4-3-0
ALCORN STATE	11-29-11	69-36	w	3-1-1	9-1-6	5-4-1	0-1-2	6-0-2	0-1-0	13-9-0
at Indiana	12-04-11	83-72	w	10-2-1	4-6-12	23-3-0	DNP	6-1-0	2-1-2	15-6-1
MISSOURI STATE	12-08-11	80-57	w	7-0-1	19-3-11	12-8-1	2-0-0	3-0-2	0-1-0	17-8-1
TEXAS-PAN AMERICAN	12-18-11	74-35	w	3-2-0	2-2-7	12-10-0	2-2-0	3-0-0	0-2-0	17-5-1
ARKANSAS-PINE BLUFF	12-22-11	98-35	w	9-3-2	12-4-12	27-2-1	5-1-1	5-2-2	5-2-1	7-12-0
vs Mississippi State	12-29-11	78-71	w	6-2-1	15-4-9	21-4-0	1-1-0	3-2-0	4-1-0	18-6-1
vs Long Island	12-30-11	63-64	L	0-0-1	8-2-9	14-3-0	6-4-1	6-3-1	DNP	8-4-0
at Texas Tech	01-04-12	53-58	L	8-2-1	10-2-5	7-11-1	0-0-0	0-1-0	DNP	7-7-0
TEXAS	01-07-12	70-51	w	0-1-2	9-3-4	13-13-3	DNP	3-4-0	0-1-1	14-10-0
at Baylor	01-11-12	44-71	L	4-2-1	2-3-5	19-8-0	DNP	0-1-0	0-0-0	13-6-0
OKLAHOMA	01-14-12	66-63	w	7-1-1	14-3-5	14-5-1	10-5-0	0-2-0	0-0-0	12-7-0
KANSAS	01-18-12	60-65	L	2-2-2	18-3-4	10-3-4	2-1-0	0-0-1	DNP	12-9-1
at Missouri	01-21-12	62-58	w	0-2-1	12-6-6	13-7-3	0-0-0	7-1-4	DNP	10-5-0
TEXAS A&M	01-24-12	57-53	w	9-1-2	14-2-5	11-8-2	0-2-0	3-2-0	DNP	8-6-0
KANSAS STATE	01-28-12	56-67	L	3-1-0	21-3-6	4-6-2	3-1-0	3-0-2	0-0-0	4-5-0
at Iowa State	02-01-12	52-73	L	6-2-3	7-3-2	4-9-2	7-2-1	0-1-2	0-1-0	17-10-0
at Oklahoma	02-04-12	71-80	L	0-0-0	20-3-6	20-8-1	3-1-0	11-2-1	0-0-0	9-7-0

Opponent	Date	Score		24	25	31	34	55
				CRUTCHFIEL	KELLER,LIN	SUTTLES,KE	MCINTYRE,V	JONES,LASH
RICE	11-13-11	96-60	w	0-3-0	10-3-2	27-12-2	13-7-0	2-3-0
COPPIN STATE	11-26-11	59-35	w	0-2-3	4-7-0	6-5-1	6-7-0	2-1-0
ALCORN STATE	11-29-11	69-36	w	3-2-2	13-3-1	8-10-0	6-7-0	3-1-0
at Indiana	12-04-11	83-72	w	0-0-0	8-6-0	12-6-3	3-4-0	DNP
MISSOURI STATE	12-08-11	80-57	w	0-1-1	5-12-1	11-3-0	2-6-0	2-0-0
TEXAS-PAN AMERICAN	12-18-11	74-35	w	2-1-3	13-10-2	5-7-5	13-9-0	2-3-0
ARKANSAS-PINE BLUFF	12-22-11	98-35	w	4-2-3	7-7-0	12-3-1	0-9-0	5-4-0
vs Mississippi State	12-29-11	78-71	w	0-0-4	4-9-2	4-5-1	2-1-0	DNP
vs Long Island	12-30-11	63-64	L	0-0-2	5-6-1	14-3-0	2-6-0	DNP
at Texas Tech	01-04-12	53-58	L	0-0-0	2-5-0	15-5-1	4-8-1	DNP
TEXAS	01-07-12	70-51	w	1-0-2	13-5-1	15-2-4	2-2-0	0-0-0
at Baylor	01-11-12	44-71	L	0-0-1	2-3-1	0-5-0	4-3-0	0-0-0
OKLAHOMA	01-14-12	66-63	w	0-0-0	3-9-2	4-7-1	2-6-0	DNP
KANSAS	01-18-12	60-65	L	0-1-0	8-11-1	4-4-0	4-2-0	DNP
at Missouri	01-21-12	62-58	w	0-0-0	13-3-0	7-7-0	0-3-2	0-0-0
TEXAS A&M	01-24-12	57-53	w	0-0-0	9-6-1	3-1-3	0-1-0	DNP
KANSAS STATE	01-28-12	56-67	L	0-1-0	14-9-2	DNP	0-2-0	4-0-0
at Iowa State	02-01-12	52-73	L	0-1-1	5-3-0	DNP	6-7-0	0-2-0
at Oklahoma	02-04-12	71-80	L	DNP	4-11-2	DNP	4-3-0	0-0-0



Individual Career History

Bias, Tiffany

Season	gp-gs	min/avg	Total		3-Point		F-Throws		Rebounds				Scoring							
			fg-fga	pct	fg-fga	pct	ft-fta	pct	off	def	tot	avg	pf	fo	ast	to	blk	stl	pts	avg
2010-11	32-31	1006/31.4	101-308	.328	31-132	.235	77-101	.762	16	72	88	2.8	81	5	135	118	3	63	310	9.7
2011-12	19-19	652/34.3	81-218	.372	18-73	.247	53-72	.736	8	50	58	3.1	47	1	131	92	5	60	233	12.3
TOTAL	51-50	1658/32.5	182-526	.346	49-205	.239	130-173	.751	24	122	146	2.9	128	6	266	210	8	123	543	10.6

Bryan, Jenni

Season	gp-gs	min/avg	Total		3-Point		F-Throws		Rebounds				Scoring							
			fg-fga	pct	fg-fga	pct	ft-fta	pct	off	def	tot	avg	pf	fo	ast	to	blk	stl	pts	avg
2010-11	30-8	400/13.3	30-88	.341	18-51	.353	20-32	.625	24	56	80	2.7	57	0	33	47	0	15	98	3.3
2011-12	16-2	162/10.1	10-30	.333	6-15	.400	18-26	.692	9	19	28	1.8	22	1	8	12	1	4	44	2.8
TOTAL	46-10	562/12.2	40-118	.339	24-66	.364	38-58	.655	33	75	108	2.3	79	1	41	59	1	19	142	3.1

Crutchfield, Carissa

Season	gp-gs	min/avg	Total		3-Point		F-Throws		Rebounds				Scoring							
			fg-fga	pct	fg-fga	pct	ft-fta	pct	off	def	tot	avg	pf	fo	ast	to	blk	stl	pts	avg
2010-11	32-4	530/16.6	42-127	.331	6-17	.353	21-49	.429	27	59	86	2.7	42	1	71	47	1	36	111	3.5
2011-12	18-0	118/6.6	4-19	.211	1-1	1.000	1-4	.250	4	10	14	0.8	8	0	22	9	0	6	10	0.6
TOTAL	50-4	648/13.0	46-146	.315	7-18	.389	22-53	.415	31	69	100	2.0	50	1	93	56	1	42	121	2.4

Howard, Heather

Season	gp-gs	min/avg	Total		3-Point		F-Throws		Rebounds				Scoring							
			fg-fga	pct	fg-fga	pct	ft-fta	pct	off	def	tot	avg	pf	fo	ast	to	blk	stl	pts	avg
2009-10	20-0	120/6.0	2-16	.125	0-11	.000	1-2	.500	6	6	12	0.6	8	0	1	4	2	2	5	0.3
2010-11	31-2	387/12.5	23-68	.338	14-41	.341	5-11	.455	31	38	69	2.2	24	0	19	22	7	6	65	2.1
2011-12	14-0	121/8.6	6-29	.207	1-13	.077	0-3	.000	10	8	18	1.3	12	0	6	1	2	1	13	0.9
TOTAL	65-2	628/9.7	31-113	.274	15-65	.231	6-16	.375	47	52	99	1.5	44	0	26	27	11	9	83	1.3

Keller, Lindsey

Season	gp-gs	min/avg	Total		3-Point		F-Throws		Rebounds				Scoring							
			fg-fga	pct	fg-fga	pct	ft-fta	pct	off	def	tot	avg	pf	fo	ast	to	blk	stl	pts	avg
2009-10	35-14	617/17.6	47-136	.346	9-35	.257	16-21	.762	49	75	124	3.5	80	0	17	30	6	23	119	3.4
2010-11	31-16	527/17.0	57-138	.413	14-47	.298	36-48	.750	61	69	130	4.2	78	1	27	38	5	17	164	5.3
2011-12	19-14	460/24.2	51-113	.451	12-38	.316	28-36	.778	39	89	128	6.7	53	3	19	33	6	16	142	7.5
TOTAL	85-44	1604/18.9	155-387	.401	35-120	.292	80-105	.762	149	233	382	4.5	211	4	63	101	17	56	425	5.0

McIntyre, Vicky

Season	gp-gs	min/avg	Total		3-Point		F-Throws		Rebounds				Scoring							
			fg-fga	pct	fg-fga	pct	ft-fta	pct	off	def	tot	avg	pf	fo	ast	to	blk	stl	pts	avg
2010-11	31-17	624/20.1	139-281	.495	0-2	.000	69-103	.670	65	106	171	5.5	64	2	16	45	66	12	347	11.2
2011-12	19-7	238/12.5	34-92	.370	0-0	.000	5-8	.625	38	55	93	4.9	32	0	3	17	28	2	73	3.8
TOTAL	50-24	862/17.2	173-373	.464	0-2	.000	74-111	.667	103	161	264	5.3	96	2	19	62	94	14	420	8.4

Suttles, Kendra

Season	gp-gs	min/avg	Total		3-Point		F-Throws		Rebounds				Scoring							
			fg-fga	pct	fg-fga	pct	ft-fta	pct	off	def	tot	avg	pf	fo	ast	to	blk	stl	pts	avg
2010-11	30-1	370/12.3	58-138	.420	13-42	.310	18-24	.750	42	51	93	3.1	36	0	22	42	12	6	147	4.9
2011-12	16-13	334/20.9	54-116	.466	12-45	.267	27-33	.818	25	60	85	5.3	27	0	22	32	12	13	147	9.2
TOTAL	46-14	704/15.3	112-254	.441	25-87	.287	45-57	.789	67	111	178	3.9	63	0	44	74	24	19	294	6.4



Individual Career History

Young, Toni

Season	gp-gs	min/avg	Total		3-Point		F-Throws		Rebounds				Scoring							
			fg-fga	pct	fg-fga	pct	ft-fga	pct	off	def	tot	avg	pf	fo	ast	to	blk	stl	pts	avg
2009-10	35-16	638/18.2	98-188	.521	0-1	.000	50-80	.625	91	130	221	6.3	77	3	14	29	25	20	246	7.0
2010-11	31-30	797/25.7	210-446	.471	0-0	.000	59-102	.578	108	174	282	9.1	79	2	32	56	51	53	479	15.5
2011-12	18-4	385/21.4	87-179	.486	0-0	.000	31-55	.564	50	75	125	6.9	43	1	5	24	17	18	205	11.4
TOTAL	84-50	1820/21.7	395-813	.486	0-1	.000	140-237	.591	249	379	628	7.5	199	6	51	109	93	91	930	11.1

COWGIRL MILESTONES

950 Points	
Toni Young	930
650 Rebounds	
Toni Young	628
550 Points	
Tiffany Bias	543
400 Rebounds	
Lindsey Keller	382
300 Points	
Liz Donohoe	252
300 Assists	
Tiffany Bias	266
300 Points	
Kendra Suttles	294
200 Rebounds	
Kendra Suttles	178
100 Rebounds	
Heather Howard	99
100 Points	
Taylor Schippers	88

THE LAST TIME IN COWGIRL HISTORY

Last 100-Point Game — 12-19-09 vs. Mercer (100 points)
Last 30-Point Scorer — 03-16-11, Toni Young vs. Pepperdine (34 pts.)
Last Double-Double — 01-07-12, two players vs. Texas
Last Five-Game Winning Streak in a Season — Nov. 13, 2011—Dec. 29-11(eight games)
Last Five-Game Losing Streak in a Season — Feb. 3, 2010-Feb. 20, 2010 (five games)
Last Game With Two 20-Point Scorers — 11-13-11 vs. Rice, Suttles (27 points) Bias (20 points)
Last Game With 50% FG — 12-22-11 vs. UAPB (50.7%)
Last Overtime Game — 02-16-11 vs. Missouri, L, 65-71 (ot)
Last Overtime Win — 11-27-10 vs. New Mexico, W, 74-65 (2ot)
Last Game vs. a Top Five Opponent — 01-11-12 vs. No. 1 Baylor, L, 44-71
Last Win vs. a Top Five Opponent — 01-09-10, No. 5 Baylor
Last Win vs. Ranked Opponent — 01-24-12, No. 14 Texas A&M
Last Road Win vs. Ranked Opponent — 01-31-10, No. 8 Texas A&M
Last Win vs. Top 10 Opponent — 01-31-10, No. 8 Texas A&M
Last Back-to-Back Wins vs. Ranked Opponents — 2008, No. 6 Oklahoma, No. 19 Texas A&M

ALL TIME VS. RANKED TEAMS

All-Time Record vs. Ranked Opponents	38-156
vs. Teams Ranked 1-5	5-33
vs. Teams Ranked 6-10	10-42
vs. Teams Ranked 11-15	7-35
vs. Teams Ranked 16-20	9-30
vs. Teams Ranked 21-25	7-16





TAYLOR SCHIPPERS	
1	
<i>5-8 · Freshman · Guard</i>	
<i>Houston, Texas</i>	

Season Highs

Minutes	29 vs. Indiana, 12-04-11
Field Goals	3, six times
Field Goal Att.	8 vs. Oklahoma, 01-14-11
3-Point Field Goals	3 vs. UAPB, 12-22-11
3-Point Field Goal Att.	7 vs. UAPB, 12-22-11
Free Throws	2, three times
Free Throw Att.	2, four times
Offensive Reb	1, two times
Defensive Reb	4 vs. Coppin St., 11-26-11
Total Reb.	5 vs. Coppin St., 11-26-11
Assists	3 vs. Iowa State, 02-01-12
Turnovers	4 vs. Texas A&M, 01-24-12
Blocks	
Steals	3 vs. Indiana, 12-04-11
Points	10 vs. Indiana, 12-04-11

Career Highs

Minutes	29 vs. Indiana, 12-04-11
Field Goals	3, six times
Field Goal Att.	8 vs. Oklahoma, 01-14-11
3-Point Field Goals	3 vs. UAPB, 12-22-11
3-Point Field Goal Att.	7 vs. UAPB, 12-22-11
Free Throws	2, three times
Free Throw Att.	2, four times
Offensive Reb	1, two times
Defensive Reb	4 vs. Coppin St., 11-26-11
Total Reb.	5 vs. Coppin St., 11-26-11
Assists	3 vs. Iowa State, 02-01-12
Turnovers	4 vs. Texas A&M, 01-24-12
Blocks	
Steals	3 vs. Indiana, 12-04-11
Points	10 vs. Indiana, 12-04-11

JENNI BRYAN	
11	
<i>5-9 · Sophomore · Guard/Forward</i>	
<i>Coweta, Oklahoma</i>	

Season Highs

Minutes	20 vs. Long Island, 12-30-11
Field Goals	3 vs. Oklahoma, 01-14-11
Field Goal Att.	5 vs. Long Island, 12-30-11
3-Point Field Goals	2 vs. Oklahoma, 01-14-11
3-Point Field Goal Att.	2, three times
Free Throws	4 vs. Iowa State, 02-01-12
Free Throw Att.	6 vs. Iowa State, 02-01-12
Offensive Reb	3 vs. Oklahoma, 01-14-11
Defensive Reb	5 vs. Rice, 11-13-11
Total Reb.	5, two times
Assists	3 vs. Rice, 11-13-11
Turnovers	2, three times
Blocks	
Steals	1, two times
Points	10 vs. Oklahoma, 01-14-11

Career Highs

Minutes	28 vs. New Mexico, 11-27-10
Field Goals	3, four times
Field Goal Att	9 vs. Centenary, 11-20-10
3-Point Field Goals	2, four times
3-Point Field Goal Att	3, five times
Free Throws	5 vs. Wisconsin, 12-05-10
Free Throw Att.	6 vs. Iowa State, 02-01-12
Offensive Reb.	3 vs. Oklahoma, 01-29-11
Defensive Reb.	6 vs. Centenary, 11-20-10
Total Reb..	8 vs. Oklahoma, 01-29-11
Assists	7 vs. Centenary, 11-20-10
Turnovers	4, two times
Blocks	
Steals	3 vs. Oklahoma, 01-29-11
Points	11 vs. New Mexico, 11-27-10

TIFFANY BIAS	
3	
<i>5-6 · Sophomore · Guard</i>	
<i>Andover, Kansas</i>	

Season Highs

Minutes	40 vs. Oklahoma, 02-04-12
Field Goals	9 vs. Oklahoma, 02-04-12
Field Goal Att.	19 vs. Oklahoma, 02-04-12
3-Point Field Goals	3 vs. Kansas State, 01-28-12
3-Point Field Goal Att.	8 vs. Kansas State, 01-28-12
Free Throws	8 vs. Oklahoma, 01-14-11
Free Throw Att.	10 vs. Oklahoma, 01-14-11
Offensive Reb	1, six times
Defensive Reb	6 vs. Missouri, 01-21-12
Total Reb.	6, two times
Assists	12, three times
Turnovers	8, three times
Blocks	2 vs. Missouri State, 12-08-11
Steals	6 vs. Missouri State, 12-08-11
Points	21 vs. Kansas State, 01-28-12

Career Highs

Minutes	47 vs. New Mexico, 11-27-10
Field Goals	9 vs. Oklahoma, 02-04-12
Field Goal Att.	19, two times
3-Point Field Goals	4 vs. Wyoming, 03-21-11
3-Point Field Goal Att.	8, three times
Free Throws	9 vs. Wisconsin, 12-05-10
Free Throw Att.	10, two times
Offensive Reb	2, two times
Defensive Reb	6 vs. Missouri, 01-21-12
Total Reb.	7 vs. New Mexico, 11-27-10
Assists	12, three times
Turnovers	8, four times
Blocks	2 vs. Missouri State, 12-08-11
Steals	6 vs. Missouri State, 12-08-11
Points	21, two times

JORDAN SCHULTZ	
12	
<i>5-10 · Freshman · Guard</i>	
<i>Claremore, Oklahoma</i>	

Season Highs

Minutes	28 vs. Oklahoma, 02-04-12
Field Goals	4 vs. Oklahoma, 02-04-12
Field Goal Att.	8 vs. Oklahoma, 02-04-12
3-Point Field Goals	3 vs. Oklahoma, 02-04-12
3-Point Field Goal Att.	7 vs. Oklahoma, 02-04-12
Free Throws	1 vs. Missouri, 01-21-12
Free Throw Att.	2, two times
Offensive Reb	3 vs. Long Island, 12-30-11
Defensive Reb	3 vs. Texas, 01-07-12
Total Reb.	4 vs. Texas, 01-07-12
Assists	2, four times
Turnovers	2 vs. UAPB, 12-22-11
Blocks	1 vs. Long Island, 12-30-11
Steals	1, two times
Points	11 vs. Oklahoma, 02-04-12

Career Highs

Minutes	28 vs. Oklahoma, 02-04-12
Field Goals	4 vs. Oklahoma, 02-04-12
Field Goal Att.	8 vs. Oklahoma, 02-04-12
3-Point Field Goals	3 vs. Oklahoma, 02-04-12
3-Point Field Goal Att.	7 vs. Oklahoma, 02-04-12
Free Throws	1 vs. Missouri, 01-21-12
Free Throw Att.	2, two times
Offensive Reb	3 vs. Long Island, 12-30-11
Defensive Reb	3 vs. Texas, 01-07-12
Total Reb.	4 vs. Texas, 01-07-12
Assists	2, four times
Turnovers	2 vs. UAPB, 12-22-11
Blocks	1 vs. Long Island, 12-30-11
Steals	1, two times
Points	11 vs. Oklahoma, 02-04-12

LIZ DONOHOE	
4	
<i>6-0 · Freshman · Forward</i>	
<i>Edmond, Oklahoma</i>	

Season Highs

Minutes	38, two times
Field Goals	9 vs. UAPB, 12-22-11
Field Goal Att.	18 vs. Baylor, 01-11-12
3-Point Field Goals	4 vs. Indiana, 12-04-11
3-Point Field Goal Att.	9 vs. Baylor, 01-11-12
Free Throws	6 vs. UAPB, 12-22-11
Free Throw Att.	6 vs. UAPB, 12-22-11
Offensive Reb	5 vs. UTPA, 12-18-11
Defensive Reb	9 vs. Texas, 01-07-12
Total Reb.	13 vs. Texas, 01-07-12
Assists	4, two times
Turnovers	5 vs. UTPA, 12-18-11
Blocks	2, two times
Steals	3, two times
Points	27 vs. UAPB, 12-22-11

Career Highs

Minutes	38, two times
Field Goals	9 vs. UAPB, 12-22-11
Field Goal Att.	18 vs. Baylor, 01-11-12
3-Point Field Goals	4 vs. Indiana, 12-04-11
3-Point Field Goal Att.	9 vs. Baylor, 01-11-12
Free Throws	6 vs. UAPB, 12-22-11
Free Throw Att.	6 vs. UAPB, 12-22-11
Offensive Reb	5 vs. UTPA, 12-18-11
Defensive Reb	9 vs. Texas, 01-07-12
Total Reb.	13 vs. Texas, 01-07-12
Assists	4, two times
Turnovers	5 vs. UTPA, 12-18-11
Blocks	2, two times
Steals	3, two times
Points	27 vs. UAPB, 12-22-11

HEATHER HOWARD	
13	
<i>5-6 · Sophomore · Guard</i>	
<i>Shawnee Mission, Kansas</i>	

Season Highs

Minutes	16 vs. UAPB, 12-22-11
Field Goals	2, two times
Field Goal Att.	6, two times
3-Point Field Goals	1 vs. UAPB, 12-22-11
3-Point Field Goal Att.	3 vs. Indiana, 12-04-11
Free Throws	
Free Throw Att.	2 vs. Rice, 11-13-11
Offensive Reb	3 vs. Coppin St., 11-26-11
Defensive Reb	2 vs. Coppin St., 11-26-11
Total Reb.	5 vs. Coppin St., 11-26-11
Assists	2 vs. Indiana, 12-04-11
Turnovers	
Blocks	1, two times
Steals	1 vs. Indiana, 12-04-11
Points	5 vs. UAPB, 12-22-11

Career Highs

Minutes	23, two times
Field Goals	4 vs. Centenary, 11-20-10
Field Goal Att.	9 vs. UTPA, 01-02-10
3-Point Field Goals	2, three times
3-Point Field Goal Att.	8 vs. UTPA, 01-02-10
Free Throws	2 vs. UAPB, 12-27-10
Free Throw Att.	2, two times
Offensive Reb	4 vs. Wyoming, 03-21-11
Defensive Reb	6 vs. Texas, 03-05-11
Total Reb.	7 vs. Texas, 03-05-11
Assists	3, three times
Turnovers	3, two times
Blocks	1, five times
Steals	2 vs. Grambling State, 11-18-10
Points	9 vs. Centenary, 11-20-10



TONI YOUNG	
15	
<i>6-2 · Junior · Forward</i>	
<i>Del City, Oklahoma</i>	

Season Highs

Minutes	29 vs. Mississippi State, 12-29-11
Field Goals	8 vs. UTPA, 12-18-11
Field Goal Att.	18 vs. Baylor, 01-11-12
3-Point Field Goals	
3-Point Field Goal Att.	
Free Throws	4 vs. Mississippi State, 12-29-11
Free Throw Att.	7, two times
Offensive Reb	6 vs. UAPB, 12-22-11
Defensive Reb	6, three times
Total Reb.	12 vs. UAPB, 12-22-11
Assists	1, three times
Turnovers	4 vs. Iowa State, 02-01-12
Blocks	3 vs. Kansas State, 01-28-12
Steals	3 vs. Baylor, 01-11-12
Points	18 vs. Mississippi State, 12-29-11

Career Highs

Minutes	38 vs. Pepperdine, 03-16-11
Field Goals	15 vs. Pepperdine, 03-16-11
Field Goal Att.	28 vs. New Mexico, 11-27-10
3-Point Field Goals	
3-Point Field Goal Att.	
Free Throws	10 vs. Texas Tech, 02-09-11
Free Throw Att.	12 vs. Texas Tech, 02-09-11
Offensive Reb	11 vs. Missouri, 02-16-11
Defensive Reb	14 vs. Pepperdine, 03-16-11
Total Reb.	22 vs. Missouri, 02-16-11
Assists	4 vs. Pepperdine, 03-16-11
Turnovers	5 vs. Missouri, 02-16-11
Blocks	8 vs. Nebraska, 02-12-11
Steals	5 vs. Oral Roberts, 12-22-10
Points	34 vs. Pepperdine, 03-16-11

KENDRA SUTTLES	
31	
<i>6-1 · Sophomore · Center</i>	
<i>Lawton, Oklahoma</i>	

Season Highs

Minutes	30 vs. Rice, 11-13-11
Field Goals	12 vs. Rice, 11-13-11
Field Goal Att.	14 vs. Rice, 11-13-11
3-Point Field Goals	3, two times
3-Point Field Goal Att.	8 vs. Texas Tech, 01-04-11
Free Throws	9 vs. Texas, 01-07-12
Free Throw Att.	11 vs. Texas, 01-07-12
Offensive Reb	4 vs. Rice, 11-13-11
Defensive Reb	8 vs. Rice, 11-13-11
Total Reb.	12 vs. Rice, 11-13-11
Assists	5 vs. UTPA, 12-18-11
Turnovers	5, two times
Blocks	3 vs. Coppin St., 11-26-11
Steals	3 vs. Texas A&M, 01-24-12
Points	27 vs. Rice, 11-13-11

Career Highs

Minutes	30 vs. Rice, 11-13-11
Field Goals	12 vs. Rice, 11-13-11
Field Goal Att.	14 vs. Rice, 11-13-11
3-Point Field Goals	3 vs. Rice, 11-13-11
3-Point Field Goal Att.	8 vs. Texas Tech, 01-04-11
Free Throws	9 vs. Texas, 01-07-12
Free Throw Att.	11 vs. Texas, 01-07-12
Offensive Reb	4, five times
Defensive Reb	8 vs. Rice, 11-13-11
Total Reb.	12 vs. Rice, 11-13-11
Assists	5 vs. UTPA, 12-18-11
Turnovers	5, two times
Blocks	4 vs. UTPA, 01-02-11
Steals	3 vs. Texas A&M, 01-24-12
Points	27 vs. Rice, 11-13-11

CARISSA CRUTCHFIELD	
24	
<i>5-6 · Sophomore · Guard</i>	
<i>Ft. Gibson, Oklahoma</i>	

Season Highs

Minutes	13, three times
Field Goals	2 vs. UAPB, 12-22-11
Field Goal Att.	4 vs. UTPA, 12-18-11
3-Point Field Goals	1 vs. Alcorn State, 11-29-11
3-Point Field Goal Att.	1 vs. Alcorn State, 11-29-11
Free Throws	1 vs. Texas, 01-07-12
Free Throw Att.	2, two times
Offensive Reb	2 vs. Rice, 11-13-11
Defensive Reb	2, two times
Total Reb.	3 vs. Rice, 11-13-11
Assists	4 vs. Mississippi State, 12-29-11
Turnovers	2 vs. Texas, 01-07-12
Blocks	
Steals	2 vs. UAPB, 12-22-11
Points	4 vs. UAPB, 12-22-11

Career Highs

Minutes	24 vs. Rhode Island, 11-26-10
Field Goals	6 vs. UTPA, 01-02-11
Field Goal Att.	10 vs. Texas A&M, 01-12-11
3-Point Field Goals	3 vs. Centenary, 11-20-10
3-Point Field Goal Att.	4 vs. Centenary, 11-20-10
Free Throws	4 vs. UT Arlington, 11-22-10
Free Throw Att.	4, five times
Offensive Reb	3, three times
Defensive Reb	5 vs. UTPA, 01-02-11
Total Reb.	5, two times
Assists	6 vs. Rhode Island, 11-26-10
Turnovers	6 vs. Texas A&M, 02-19-11
Blocks	1 vs. Rhode Island, 11-26-10
Steals	5 vs. Texas A&M, 01-12-11
Points	13 vs. UTPA, 01-02-11

VICKY MCINTYRE	
34	
<i>6-6 · Sophomore · Center</i>	
<i>Omaha, Nebraska</i>	

Season Highs

Minutes	18 vs. UTPA, 12-18-11
Field Goals	6, two times
Field Goal Att.	9, three times
3-Point Field Goals	
3-Point Field Goal Att.	
Free Throws	1, three times
Free Throw Att.	2 vs. Indiana, 12-04-11
Offensive Reb	5, two times
Defensive Reb	7 vs. UAPB, 12-22-11
Total Reb.	9, two times
Assists	
Turnovers	3 vs. Iowa State, 02-01-12
Blocks	5 vs. Oklahoma, 01-14-11
Steals	
Points	13, two times

Career Highs

Minutes	36 vs. Texas Tech, 02-26-11
Field Goals	10 vs. Iowa State, 02-02-11
Field Goal Att.	19 vs. Wyoming, 03-21-11
3-Point Field Goals	
3-Point Field Goal Att.	1 vs. Baylor, 01-15-11
Free Throws	7 vs. Texas Tech, 02-26-11
Free Throw Att.	9, two times
Offensive Reb	8 vs. UT Arlington, 11-22-10
Defensive Reb	6 vs. Texas Southern, 11-13-10
Total Reb.	13 vs. UT Arlington, 11-22-10
Assists	2, two times
Turnovers	5 vs. Grambling State, 11-18-10
Blocks	5, two times
Steals	2 vs. Texas Southern, 11-13-10
Points	24 vs. Iowa State, 02-02-11

LINDSEY KELLER	
25	
<i>6-2 · Junior · Forward</i>	
<i>Goddard, Kansas</i>	

Season Highs

Minutes	39 vs. Kansas State, 01-28-12
Field Goals	6 vs. Kansas State, 01-28-12
Field Goal Att.	10, two times
3-Point Field Goals	3, two times
3-Point Field Goal Att.	8 vs. Missouri, 01-21-12
Free Throws	7 vs. Texas A&M, 01-24-12
Free Throw Att.	9 vs. Texas A&M, 01-24-12
Offensive Reb	6 vs. UTPA, 12-18-11
Defensive Reb	9 vs. Oklahoma, 02-04-12
Total Reb.	12 vs. Missouri State, 12-08-11
Assists	2, seven times
Turnovers	6 vs. Texas A&M, 01-24-12
Blocks	1, three times
Steals	4 vs. Baylor, 01-11-12
Points	14 vs. Kansas State, 01-28-12

Career Highs

Minutes	39 vs. Kansas State, 01-28-12
Field Goals	6, two times
Field Goal Att.	12 vs. UALR, 12-02-10
3-Point Field Goals	3, three times
3-Point Field Goal Att.	8 vs. Missouri, 01-21-12
Free Throws	7 vs. Texas A&M, 01-24-12
Free Throw Att.	9 vs. Texas A&M, 01-24-12
Offensive Reb	7 vs. UALR, 12-02-10
Defensive Reb	9 vs. Oklahoma, 02-04-12
Total Reb.	12 vs. Missouri State, 12-08-11
Assists	4 vs. Kansas, 02-23-11
Turnovers	6 vs. Texas A&M, 01-24-12
Blocks	1, eight times
Steals	4 vs. Baylor, 01-11-12
Points	14, two times

LASHAWN JONES	
55	
<i>6-3 · Freshman · Center</i>	
<i>Oklahoma City, Oklahoma</i>	

Season Highs

Minutes	10 vs. UAPB, 12-22-11
Field Goals	2, two times
Field Goal Att.	4 vs. UAPB, 12-22-11
3-Point Field Goals	
3-Point Field Goal Att.	
Free Throws	1, two times
Free Throw Att.	2, two times
Offensive Reb	1, two times
Defensive Reb	4 vs. UAPB, 12-22-11
Total Reb.	4 vs. UAPB, 12-22-11
Assists	
Turnovers	
Blocks	1 vs. Coppin St., 11-26-11
Steals	1 vs. UAPB, 12-22-11
Points	5 vs. UAPB, 12-22-11

Career Highs

Minutes	10 vs. UAPB, 12-22-11
Field Goals	2, two times
Field Goal Att.	4 vs. UAPB, 12-22-11
3-Point Field Goals	
3-Point Field Goal Att.	
Free Throws	1, two times
Free Throw Att.	2, two times
Offensive Reb	1, two times
Defensive Reb	4 vs. UAPB, 12-22-11
Total Reb.	4 vs. UAPB, 12-22-11
Assists	
Turnovers	
Blocks	1 vs. Coppin St., 11-26-11
Steals	1 vs. UAPB, 12-22-11
Points	5 vs. UAPB, 12-22-11



THE STAT CREW SYSTEM
Oklahoma State Individual Game-by-Game (as of Feb 04, 2012)
All games

#01 Schippers, Taylor

Opponent	Date	gs	min	Total		3-Pointers		Free throws		Rebounds				pf	a	t/o	blk	stl	pts	avg	
				fg-fga	pct	3fg-fga	pct	ft-fa	pct	off	def	tot	avg								
RICE	11-13-11		9	2-4	.500	1-3	.333	0-0	.000	0	0	0	0.0	1	0	0	0	0	5	5.0	
COPPIN STATE	11-26-11		13	2-3	.667	2-3	.667	0-0	.000	1	4	5	2.5	0	1	0	0	0	6	5.5	
ALCORN STATE	11-29-11		11	1-2	.500	1-1	1.000	0-0	.000	0	1	1	2.0	1	1	0	0	0	3	4.7	
at Indiana	12-04-11	*	29	3-4	.750	2-3	.667	2-2	1.000	0	2	2	2.0	0	1	1	0	3	10	6.0	
MISSOURI STATE	12-08-11	*	21	3-5	.600	1-2	.500	0-0	.000	0	0	0	1.6	0	1	1	0	1	7	6.2	
TEXAS-PAN AMERICAN	12-18-11	*	20	1-4	.250	0-3	.000	1-2	.500	1	1	2	1.7	0	0	1	0	2	3	5.7	
ARKANSAS-PINE BLUFF	12-22-11	*	18	3-7	.429	3-7	.429	0-0	.000	0	3	3	1.9	0	2	1	0	0	9	6.1	
vs Mississippi State	12-29-11	*	25	2-4	.500	1-2	.500	1-1	1.000	1	1	2	1.9	0	1	2	0	1	6	6.1	
vs Long Island	12-30-11	*	15	0-3	.000	0-3	.000	0-0	.000	0	0	0	1.7	0	1	0	0	0	0	5.4	
at Texas Tech	01-04-12	*	26	3-6	.500	2-5	.400	0-0	.000	0	2	2	1.7	2	1	1	0	1	8	5.7	
TEXAS	01-07-12	*	24	0-3	.000	0-2	.000	0-0	.000	0	1	1	1.6	3	2	2	0	0	0	5.2	
at Baylor	01-11-12	*	22	1-3	.333	0-1	.000	2-2	1.000	1	1	2	1.7	1	1	0	0	1	4	5.1	
OKLAHOMA	01-14-12	*	20	3-8	.375	1-5	.200	0-0	.000	0	1	1	1.6	0	1	0	0	1	7	5.2	
KANSAS	01-18-12	*	27	1-4	.250	0-2	.000	0-0	.000	0	2	2	1.6	1	2	1	0	0	2	5.0	
at Missouri	01-21-12	*	14	0-4	.000	0-4	.000	0-0	.000	0	2	2	1.7	0	1	0	0	0	0	4.7	
TEXAS A&M	01-24-12		27	3-7	.429	1-1	1.000	2-2	1.000	0	1	1	1.6	2	2	4	0	1	9	4.9	
KANSAS STATE	01-28-12	*	17	1-7	.143	1-5	.200	0-0	.000	0	1	1	1.6	0	0	0	0	0	3	4.8	
at Iowa State	02-01-12		19	2-6	.333	2-4	.500	0-0	.000	0	2	2	1.6	0	3	0	0	0	6	4.9	
at Oklahoma	02-04-12	*	11	0-3	.000	0-1	.000	0-0	.000	0	0	0	1.5	0	0	1	0	0	0	4.6	
Totals			14	368	31-87	.356	18-57	.316	8-9	.889	4	25	29	1.5	11	21	15	0	11	88	4.6

Games played: 19
 Minutes/game: 19.4
 Points/game: 4.6
 FG Pct: 35.6
 3FG Pct: 31.6
 FT Pct: 88.9

Rebounds/game: 1.5
 Assists/game: 1.1
 Turnovers/game: 0.8
 Assist/turnover ratio: 1.4
 Steals/game: 0.6





THE STAT CREW SYSTEM
Oklahoma State Individual Game-by-Game (as of Feb 04, 2012)
All games

#03 Bias, Tiffany

Opponent	Date	gs	min	Total		3-Pointers		Free throws		Rebounds			pf	a	t/o	blk	stl	pts	avg		
				fg-fga	pct	3fg-fga	pct	ft-fa	pct	off	def	tot								avg	
RICE	11-13-11	*	36	8-14	.571	1-4	.250	3-5	.600	1	4	5	5.0	4	12	8	0	4	20	20.0	
COPPIN STATE	11-26-11	*	28	4-10	.400	2-4	.500	7-8	.875	0	0	0	2.5	0	5	3	0	2	17	18.5	
ALCORN STATE	11-29-11	*	26	2-7	.286	0-1	.000	5-6	.833	1	0	1	2.0	3	6	2	0	2	9	15.3	
at Indiana	12-04-11	*	38	1-7	.143	0-1	.000	2-2	1.000	1	5	6	3.0	2	12	4	0	2	4	12.5	
MISSOURI STATE	12-08-11	*	36	7-15	.467	2-7	.286	3-5	.600	1	2	3	3.0	3	11	3	2	6	19	13.8	
TEXAS-PAN AMERICAN	12-18-11	*	27	1-5	.200	0-0	.000	0-0	.000	0	2	2	2.8	3	7	8	0	1	2	11.8	
ARKANSAS-PINE BLUFF	12-22-11	*	25	4-11	.364	2-4	.500	2-2	1.000	1	3	4	3.0	1	12	2	1	4	12	11.9	
vs Mississippi State	12-29-11	*	34	5-11	.455	1-5	.200	4-4	1.000	0	4	4	3.1	4	9	6	0	2	15	12.3	
vs Long Island	12-30-11	*	36	4-10	.400	0-3	.000	0-2	.000	0	2	2	3.0	2	9	4	0	2	8	11.8	
at Texas Tech	01-04-12	*	37	4-17	.235	1-6	.167	1-1	1.000	0	2	2	2.9	4	5	6	0	5	10	11.6	
TEXAS	01-07-12	*	28	2-10	.200	0-3	.000	5-6	.833	1	2	3	2.9	1	4	6	0	4	9	11.4	
at Baylor	01-11-12	*	35	0-8	.000	0-3	.000	2-2	1.000	1	2	3	2.9	1	5	7	0	4	2	10.6	
OKLAHOMA	01-14-12	*	39	3-11	.273	0-2	.000	8-10	.800	0	3	3	2.9	3	5	2	1	4	14	10.8	
KANSAS	01-18-12	*	37	7-15	.467	2-3	.667	2-4	.500	1	2	3	2.9	3	4	8	0	4	18	11.4	
at Missouri	01-21-12	*	38	5-9	.556	2-4	.500	0-1	.000	0	6	6	3.1	1	6	4	0	3	12	11.4	
TEXAS A&M	01-24-12	*	37	5-11	.455	1-5	.200	3-6	.500	0	2	2	3.1	1	5	7	0	2	14	11.6	
KANSAS STATE	01-28-12	*	37	7-14	.500	3-8	.375	4-5	.800	0	3	3	3.1	5	6	8	0	4	21	12.1	
at Iowa State	02-01-12	*	38	3-14	.214	0-4	.000	1-2	.500	0	3	3	3.1	3	2	1	1	3	7	11.8	
at Oklahoma	02-04-12	*	40	9-19	.474	1-6	.167	1-1	1.000	0	3	3	3.1	3	6	3	0	2	20	12.3	
Totals			19	652	81-218	.372	18-73	.247	53-72	.736	8	50	58	3.1	47	131	92	5	60	233	12.3

Games played: 19
 Minutes/game: 34.3
 Points/game: 12.3
 FG Pct: 37.2
 3FG Pct: 24.7
 FT Pct: 73.6

Rebounds/game: 3.1
 Assists/game: 6.9
 Turnovers/game: 4.8
 Assist/turnover ratio: 1.4
 Steals/game: 3.2
 Blocks/game: 0.3





THE STAT CREW SYSTEM
Oklahoma State Individual Game-by-Game (as of Feb 04, 2012)
All games

#04 Donohoe, Liz

Opponent	Date	gs	min	Total		3-Pointers		Free throws		Rebounds			pf	a	t/o	blk	stl	pts	avg		
				fg-fga	pct	3fg-fga	pct	ft-fa	pct	off	def	tot								avg	
RICE	11-13-11	*	25	6-12	.500	1-5	.200	4-4	1.000	1	5	6	6.0	2	4	1	0	3	17	17.0	
COPPIN STATE	11-26-11	*	28	2-9	.222	2-6	.333	0-0	.000	1	2	3	4.5	1	3	1	1	1	6	11.5	
ALCORN STATE	11-29-11	*	28	1-7	.143	1-5	.200	2-2	1.000	1	3	4	4.3	3	1	4	0	2	5	9.3	
at Indiana	12-04-11	*	28	8-10	.800	4-5	.800	3-3	1.000	1	2	3	4.0	3	0	3	0	1	23	12.8	
MISSOURI STATE	12-08-11	*	33	5-10	.500	1-6	.167	1-1	1.000	2	6	8	4.8	1	1	3	0	0	12	12.6	
TEXAS-PAN AMERICAN	12-18-11	*	26	5-11	.455	2-4	.500	0-0	.000	5	5	10	5.7	1	0	5	0	2	12	12.5	
ARKANSAS-PINE BLUFF	12-22-11	*	17	9-14	.643	3-6	.500	6-6	1.000	1	1	2	5.1	2	1	2	2	0	27	14.6	
vs Mississippi State	12-29-11	*	33	7-16	.438	3-9	.333	4-4	1.000	1	3	4	5.0	2	0	3	0	3	21	15.4	
vs Long Island	12-30-11	*	21	5-13	.385	3-5	.600	1-1	1.000	2	1	3	4.8	4	0	1	0	0	14	15.2	
at Texas Tech	01-04-12	*	37	3-11	.273	0-4	.000	1-2	.500	3	8	11	5.4	4	1	0	0	1	7	14.4	
TEXAS	01-07-12	*	38	4-9	.444	3-6	.500	2-2	1.000	4	9	13	6.1	3	3	2	0	2	13	14.3	
at Baylor	01-11-12	*	37	6-18	.333	3-9	.333	4-4	1.000	3	5	8	6.3	1	0	2	0	0	19	14.7	
OKLAHOMA	01-14-12	*	34	5-14	.357	1-7	.143	3-4	.750	1	4	5	6.2	1	1	4	2	0	14	14.6	
KANSAS	01-18-12	*	35	5-13	.385	0-0	.000	0-0	.000	1	2	3	5.9	0	4	2	0	1	10	14.3	
at Missouri	01-21-12	*	36	3-11	.273	3-7	.429	4-4	1.000	4	3	7	6.0	2	3	1	0	0	13	14.2	
TEXAS A&M	01-24-12	*	36	3-7	.429	1-1	1.000	4-4	1.000	1	7	8	6.1	1	2	2	0	2	11	14.0	
KANSAS STATE	01-28-12	*	31	1-12	.083	0-7	.000	2-2	1.000	1	5	6	6.1	2	2	2	0	0	4	13.4	
at Iowa State	02-01-12	*	30	1-12	.083	0-4	.000	2-2	1.000	1	8	9	6.3	2	2	1	0	2	4	12.9	
at Oklahoma	02-04-12	*	38	7-13	.538	2-5	.400	4-5	.800	2	6	8	6.4	4	1	2	0	1	20	13.3	
Totals			19	591	86-222	.387	33-101	.327	47-50	.940	36	85	121	6.4	39	29	41	5	21	252	13.3

Games played: 19
 Minutes/game: 31.1
 Points/game: 13.3
 FG Pct: 38.7
 3FG Pct: 32.7
 FT Pct: 94.0

Rebounds/game: 6.4
 Assists/game: 1.5
 Turnovers/game: 2.2
 Assist/turnover ratio: 0.7
 Steals/game: 1.1
 Blocks/game: 0.3





THE STAT CREW SYSTEM
Oklahoma State Individual Game-by-Game (as of Feb 04, 2012)
All games

#11 Bryan, Jenni

Opponent	Date	gs	min	Total		3-Pointers		Free throws		Rebounds				pf	a	t/o	blk	stl	pts	avg	
				fg-fga	pct	3fg-fga	pct	ft-fa	pct	off	def	tot	avg								
RICE	11-13-11	*	15	0-1	.000	0-1	.000	0-0	.000	0	5	5	5.0	1	3	2	0	0	0	0.0	
COPPIN STATE	11-26-11	*	12	1-4	.250	1-2	.500	0-0	.000	1	1	2	3.5	1	0	1	0	1	3	1.5	
ALCORN STATE	11-29-11		11	0-2	.000	0-1	.000	0-0	.000	0	1	1	2.7	3	2	2	0	1	0	1.0	
MISSOURI STATE	12-08-11		5	0-1	.000	0-1	.000	2-4	.500	0	0	0	2.0	1	0	0	0	1	2	1.3	
TEXAS-PAN AMERICAN	12-18-11		10	0-1	.000	0-1	.000	2-2	1.000	0	2	2	2.0	0	0	0	0	0	2	1.4	
ARKANSAS-PINE BLUFF	12-22-11		16	1-1	1.000	1-1	1.000	2-2	1.000	0	1	1	1.8	0	1	1	0	0	5	2.0	
vs Mississippi State	12-29-11		2	0-0	.000	0-0	.000	1-2	.500	1	0	1	1.7	0	0	0	0	0	1	1.9	
vs Long Island	12-30-11		20	2-5	.400	0-2	.000	2-2	1.000	1	3	4	2.0	0	1	2	0	0	6	2.4	
at Texas Tech	01-04-12		3	0-0	.000	0-0	.000	0-0	.000	0	0	0	1.8	1	0	0	1	0	0	2.1	
OKLAHOMA	01-14-12		11	3-4	.750	2-2	1.000	2-2	1.000	3	2	5	2.1	2	0	0	0	0	10	2.9	
KANSAS	01-18-12		8	1-3	.333	0-0	.000	0-1	.000	1	0	1	2.0	3	0	0	0	0	2	2.8	
at Missouri	01-21-12		4	0-1	.000	0-1	.000	0-0	.000	0	0	0	1.8	0	0	0	0	0	0	2.6	
TEXAS A&M	01-24-12		5	0-0	.000	0-0	.000	0-0	.000	0	2	2	1.8	0	0	1	0	0	0	2.4	
KANSAS STATE	01-28-12		8	0-2	.000	0-0	.000	3-4	.750	0	1	1	1.8	2	0	1	0	0	3	2.4	
at Iowa State	02-01-12		16	1-2	.500	1-1	1.000	4-6	.667	2	0	2	1.8	3	1	1	0	1	7	2.7	
at Oklahoma	02-04-12		16	1-3	.333	1-2	.500	0-1	.000	0	1	1	1.8	5	0	1	0	0	3	2.8	
Totals			2	162	10-30	.333	6-15	.400	18-26	.692	9	19	28	1.8	22	8	12	1	4	44	2.8

Games played: 16
Minutes/game: 10.1
Points/game: 2.8
FG Pct: 33.3
3FG Pct: 40.0
FT Pct: 69.2

Rebounds/game: 1.8
Assists/game: 0.5
Turnovers/game: 0.8
Assist/turnover ratio: 0.7
Steals/game: 0.3
Blocks/game: 0.1





THE STAT CREW SYSTEM
Oklahoma State Individual Game-by-Game (as of Feb 04, 2012)
All games

#12 Schultz, Jordan

Opponent	Date	gs	min	Total		3-Pointers		Free throws		Rebounds				pf	a	t/o	blk	stl	pts	avg	
				fg-fga	pct	3fg-fga	pct	ft-fa	pct	off	def	tot	avg								
RICE	11-13-11		9	0-1	.000	0-1	.000	0-0	.000	0	0	0	0.0	0	0	0	0	0	0	0.0	
COPPIN STATE	11-26-11		15	2-6	.333	1-4	.250	0-0	.000	1	1	2	1.0	1	1	0	0	0	5	2.5	
ALCORN STATE	11-29-11	*	17	2-4	.500	2-4	.500	0-0	.000	0	0	0	0.7	0	2	0	0	1	6	3.7	
at Indiana	12-04-11		12	2-3	.667	2-2	1.000	0-0	.000	0	1	1	0.8	1	0	0	0	0	6	4.3	
MISSOURI STATE	12-08-11		14	1-1	1.000	1-1	1.000	0-0	.000	0	0	0	0.6	1	2	0	0	1	3	4.0	
TEXAS-PAN AMERICAN	12-18-11		10	1-3	.333	1-3	.333	0-0	.000	0	0	0	0.5	0	0	0	0	1	3	3.8	
ARKANSAS-PINE BLUFF	12-22-11		14	2-6	.333	1-5	.200	0-0	.000	0	2	2	0.7	2	2	2	0	0	5	4.0	
vs Mississippi State	12-29-11		13	1-5	.200	1-5	.200	0-0	.000	1	1	2	0.9	1	0	1	0	0	3	3.9	
vs Long Island	12-30-11		25	2-5	.400	2-3	.667	0-0	.000	3	0	3	1.1	1	1	0	1	0	6	4.1	
at Texas Tech	01-04-12		15	0-0	.000	0-0	.000	0-0	.000	0	1	1	1.1	0	0	0	0	0	0	3.7	
TEXAS	01-07-12		15	1-2	.500	1-2	.500	0-0	.000	1	3	4	1.4	0	0	1	0	0	3	3.6	
at Baylor	01-11-12		17	0-3	.000	0-2	.000	0-0	.000	0	1	1	1.3	1	0	0	0	0	0	3.3	
OKLAHOMA	01-14-12		12	0-0	.000	0-0	.000	0-0	.000	0	2	2	1.4	1	0	0	0	0	0	3.1	
KANSAS	01-18-12		10	0-1	.000	0-1	.000	0-0	.000	0	0	0	1.3	0	1	0	0	0	0	2.9	
at Missouri	01-21-12		26	2-5	.400	2-5	.400	1-2	.500	0	1	1	1.3	0	4	0	0	2	7	3.1	
TEXAS A&M	01-24-12	*	13	1-2	.500	1-2	.500	0-0	.000	1	1	2	1.3	3	0	0	0	1	3	3.1	
KANSAS STATE	01-28-12		20	1-3	.333	1-3	.333	0-0	.000	0	0	0	1.2	3	2	0	0	0	3	3.1	
at Iowa State	02-01-12	*	15	0-0	.000	0-0	.000	0-0	.000	0	1	1	1.2	0	2	0	0	0	0	2.9	
at Oklahoma	02-04-12		28	4-8	.500	3-7	.429	0-2	.000	1	1	2	1.3	3	1	0	0	0	11	3.4	
Totals			3	300	22-58	.379	19-50	.380	1-4	.250	8	16	24	1.3	18	18	4	1	6	64	3.4

Games played: 19
 Minutes/game: 15.8
 Points/game: 3.4
 FG Pct: 37.9
 3FG Pct: 38.0
 FT Pct: 25.0

Rebounds/game: 1.3
 Assists/game: 0.9
 Turnovers/game: 0.2
 Assist/turnover ratio: 4.5
 Steals/game: 0.3
 Blocks/game: 0.1





THE STAT CREW SYSTEM
Oklahoma State Individual Game-by-Game (as of Feb 04, 2012)
All games

#13 Howard, Heather

Opponent	Date	gs	min	Total		3-Pointers		Free throws		Rebounds			pf	a	t/o	blk	stl	pts	avg	
				fg-fga	pct	3fg-fga	pct	ft-fa	pct	off	def	tot								avg
RICE	11-13-11		15	1-4	.250	0-2	.000	0-2	.000	2	1	3	3.0	1	1	0	0	0	2	2.0
COPPIN STATE	11-26-11		12	0-4	.000	0-2	.000	0-0	.000	3	2	5	4.0	2	1	0	1	0	0	1.0
ALCORN STATE	11-29-11		10	0-4	.000	0-1	.000	0-0	.000	1	0	1	3.0	2	0	0	0	0	0	0.7
at Indiana	12-04-11		12	1-6	.167	0-3	.000	0-0	.000	1	0	1	2.5	1	2	0	1	1	2	1.0
MISSOURI STATE	12-08-11		7	0-1	.000	0-1	.000	0-0	.000	0	1	1	2.2	0	0	0	0	0	0	0.8
TEXAS-PAN AMERICAN	12-18-11		14	0-1	.000	0-1	.000	0-0	.000	1	1	2	2.2	1	0	0	0	0	0	0.7
ARKANSAS-PINE BLUFF	12-22-11		16	2-6	.333	1-2	.500	0-0	.000	1	1	2	2.1	1	1	0	0	0	5	1.3
vs Mississippi State	12-29-11		7	2-2	1.000	0-0	.000	0-0	.000	1	0	1	2.0	0	0	0	0	0	4	1.6
TEXAS	01-07-12		3	0-0	.000	0-0	.000	0-1	.000	0	1	1	1.9	1	1	0	0	0	0	1.4
at Baylor	01-11-12		3	0-0	.000	0-0	.000	0-0	.000	0	0	0	1.7	0	0	1	0	0	0	1.3
OKLAHOMA	01-14-12		2	0-0	.000	0-0	.000	0-0	.000	0	0	0	1.5	0	0	0	0	0	0	1.2
KANSAS STATE	01-28-12		3	0-0	.000	0-0	.000	0-0	.000	0	0	0	1.4	0	0	0	0	0	0	1.1
at Iowa State	02-01-12		15	0-1	.000	0-1	.000	0-0	.000	0	1	1	1.4	3	0	0	0	0	0	1.0
at Oklahoma	02-04-12		2	0-0	.000	0-0	.000	0-0	.000	0	0	0	1.3	0	0	0	0	0	0	0.9
Totals		0	121	6-29	.207	1-13	.077	0-3	.000	10	8	18	1.3	12	6	1	2	1	13	0.9

Games played: 14
 Minutes/game: 8.6
 Points/game: 0.9
 FG Pct: 20.7
 3FG Pct: 7.7
 FT Pct: 0.0

Rebounds/game: 1.3
 Assists/game: 0.4
 Turnovers/game: 0.1
 Assist/turnover ratio: 6.0
 Steals/game: 0.1
 Blocks/game: 0.1





THE STAT CREW SYSTEM
Oklahoma State Individual Game-by-Game (as of Feb 04, 2012)
All games

#15 Young, Toni

Opponent	Date	gs	min	Total		3-Pointers		Free throws		Rebounds			pf	a	t/o	blk	stl	pts	avg	
				fg-fga	pct	3fg-fga	pct	ft-fa	pct	off	def	tot								avg
COPPIN STATE	11-26-11		11	2-4	.500	0-0	.000	0-0	.000	2	1	3	3.0	2	0	2	0	1	4	4.0
ALCORN STATE	11-29-11		16	6-8	.750	0-0	.000	1-3	.333	4	5	9	6.0	0	0	2	2	1	13	8.5
at Indiana	12-04-11		22	7-14	.500	0-0	.000	1-1	1.000	4	2	6	6.0	1	1	2	0	1	15	10.7
MISSOURI STATE	12-08-11		20	7-10	.700	0-0	.000	3-6	.500	2	6	8	6.5	1	1	1	1	0	17	12.3
TEXAS-PAN AMERICAN	12-18-11		15	8-11	.727	0-0	.000	1-3	.333	1	4	5	6.2	2	1	0	1	1	17	13.2
ARKANSAS-PINE BLUFF	12-22-11 *		16	3-7	.429	0-0	.000	1-3	.333	6	6	12	7.2	1	0	1	1	1	7	12.2
vs Mississippi State	12-29-11		29	7-10	.700	0-0	.000	4-7	.571	3	3	6	7.0	3	1	2	1	1	18	13.0
vs Long Island	12-30-11		25	4-7	.571	0-0	.000	0-0	.000	0	4	4	6.6	2	0	2	2	2	8	12.4
at Texas Tech	01-04-12		19	3-7	.429	0-0	.000	1-2	.500	4	3	7	6.7	2	0	1	1	0	7	11.8
TEXAS	01-07-12		25	6-13	.462	0-0	.000	2-6	.333	4	6	10	7.0	5	0	0	1	2	14	12.0
at Baylor	01-11-12		26	4-18	.222	0-0	.000	5-6	.833	3	3	6	6.9	1	0	0	0	3	13	12.1
OKLAHOMA	01-14-12 *		21	5-10	.500	0-0	.000	2-2	1.000	2	5	7	6.9	4	0	1	1	0	12	12.1
KANSAS	01-18-12		26	5-14	.357	0-0	.000	2-2	1.000	4	5	9	7.1	3	1	2	0	1	12	12.1
at Missouri	01-21-12		18	4-6	.667	0-0	.000	2-4	.500	1	4	5	6.9	4	0	0	1	1	10	11.9
TEXAS A&M	01-24-12		25	4-9	.444	0-0	.000	0-0	.000	3	3	6	6.9	2	0	2	0	2	8	11.7
KANSAS STATE	01-28-12 *		21	1-4	.250	0-0	.000	2-2	1.000	0	5	5	6.8	2	0	0	3	0	4	11.2
at Iowa State	02-01-12		25	7-16	.438	0-0	.000	3-7	.429	4	6	10	6.9	4	0	4	0	1	17	11.5
at Oklahoma	02-04-12 *		25	4-11	.364	0-0	.000	1-1	1.000	3	4	7	6.9	4	0	2	2	0	9	11.4
Totals		4	385	87-179	.486	0-0	.000	31-55	.564	50	75	125	6.9	43	5	24	17	18	205	11.4

Games played: 18
 Minutes/game: 21.4
 Points/game: 11.4
 FG Pct: 48.6
 FT Pct: 56.4

Rebounds/game: 6.9
 Assists/game: 0.3
 Turnovers/game: 1.3
 Assist/turnover ratio: 0.2
 Steals/game: 1.0
 Blocks/game: 0.9





THE STAT CREW SYSTEM
Oklahoma State Individual Game-by-Game (as of Feb 04, 2012)
All games

#24 Crutchfield, Carissa

Opponent	Date	gs	min	Total		3-Pointers		Free throws		Rebounds			pf	a	t/o	blk	stl	pts	avg	
				fg-fga	pct	3fg-fga	pct	ft-fa	pct	off	def	tot								avg
RICE	11-13-11		12	0-1	.000	0-0	.000	0-0	.000	2	1	3	3.0	2	0	0	0	0	0	0.0
COPPIN STATE	11-26-11		11	0-2	.000	0-0	.000	0-2	.000	0	2	2	2.5	0	3	0	0	1	0	0.0
ALCORN STATE	11-29-11		13	1-3	.333	1-1	1.000	0-0	.000	1	1	2	2.3	2	2	1	0	0	3	1.0
at Indiana	12-04-11		2	0-0	.000	0-0	.000	0-0	.000	0	0	0	1.8	0	0	0	0	0	0	0.8
MISSOURI STATE	12-08-11		4	0-1	.000	0-0	.000	0-0	.000	0	1	1	1.6	0	1	1	0	1	0	0.6
TEXAS-PAN AMERICAN	12-18-11		13	1-4	.250	0-0	.000	0-0	.000	0	1	1	1.5	0	3	1	0	0	2	0.8
ARKANSAS-PINE BLUFF	12-22-11		13	2-2	1.000	0-0	.000	0-0	.000	0	2	2	1.6	0	3	1	0	2	4	1.3
vs Mississippi State	12-29-11		6	0-1	.000	0-0	.000	0-0	.000	0	0	0	1.4	2	4	0	0	1	0	1.1
vs Long Island	12-30-11		4	0-0	.000	0-0	.000	0-0	.000	0	0	0	1.2	0	2	1	0	0	0	1.0
at Texas Tech	01-04-12		3	0-1	.000	0-0	.000	0-0	.000	0	0	0	1.1	0	0	1	0	0	0	0.9
TEXAS	01-07-12		13	0-2	.000	0-0	.000	1-2	.500	0	0	0	1.0	0	2	2	0	0	1	0.9
at Baylor	01-11-12		5	0-0	.000	0-0	.000	0-0	.000	0	0	0	0.9	1	1	0	0	0	0	0.8
OKLAHOMA	01-14-12		1	0-0	.000	0-0	.000	0-0	.000	0	0	0	0.8	0	0	0	0	0	0	0.8
KANSAS	01-18-12		3	0-0	.000	0-0	.000	0-0	.000	0	1	1	0.9	0	0	1	0	0	0	0.7
at Missouri	01-21-12		2	0-0	.000	0-0	.000	0-0	.000	0	0	0	0.8	0	0	0	0	0	0	0.7
TEXAS A&M	01-24-12		3	0-2	.000	0-0	.000	0-0	.000	0	0	0	0.8	0	0	0	0	1	0	0.6
KANSAS STATE	01-28-12		7	0-0	.000	0-0	.000	0-0	.000	0	1	1	0.8	1	0	0	0	0	0	0.6
at Iowa State	02-01-12		3	0-0	.000	0-0	.000	0-0	.000	1	0	1	0.8	0	1	0	0	0	0	0.6
Totals		0	118	4-19	.211	1-1	1.000	1-4	.250	4	10	14	0.8	8	22	9	0	6	10	0.6

Games played: 18
 Minutes/game: 6.6
 Points/game: 0.6
 FG Pct: 21.1
 3FG Pct: 100.0
 FT Pct: 25.0

Rebounds/game: 0.8
 Assists/game: 1.2
 Turnovers/game: 0.5
 Assist/turnover ratio: 2.4
 Steals/game: 0.3





THE STAT CREW SYSTEM
Oklahoma State Individual Game-by-Game (as of Feb 04, 2012)
All games

#25 Keller, Lindsey

Opponent	Date	gs	min	Total		3-Pointers		Free throws		Rebounds			pf	a	t/o	blk	stl	pts	avg		
				fg-fga	pct	3fg-fga	pct	ft-fa	pct	off	def	tot								avg	
RICE	11-13-11		26	4-10	.400	1-2	.500	1-1	1.000	0	3	3	3.0	2	2	1	0	0	10	10.0	
COPPIN STATE	11-26-11		22	2-4	.500	0-0	.000	0-0	.000	2	5	7	5.0	1	0	2	1	2	4	7.0	
ALCORN STATE	11-29-11	*	20	4-6	.667	0-1	.000	5-7	.714	1	2	3	4.3	1	1	0	0	2	13	9.0	
at Indiana	12-04-11	*	15	4-6	.667	0-0	.000	0-0	.000	2	4	6	4.8	4	0	2	0	0	8	8.8	
MISSOURI STATE	12-08-11	*	28	2-6	.333	0-1	.000	1-2	.500	4	8	12	6.2	2	1	3	0	0	5	8.0	
TEXAS-PAN AMERICAN	12-18-11	*	22	5-8	.625	2-4	.500	1-2	.500	6	4	10	6.8	1	2	2	1	2	13	8.8	
ARKANSAS-PINE BLUFF	12-22-11	*	20	3-5	.600	1-2	.500	0-0	.000	3	4	7	6.9	1	0	0	0	0	7	8.6	
vs Mississippi State	12-29-11	*	32	1-8	.125	0-3	.000	2-2	1.000	2	7	9	7.1	2	2	3	1	0	4	8.0	
vs Long Island	12-30-11	*	19	2-7	.286	0-1	.000	1-1	1.000	3	3	6	7.0	3	1	0	0	0	5	7.7	
at Texas Tech	01-04-12		16	1-4	.250	0-3	.000	0-0	.000	0	5	5	6.8	2	0	1	0	0	2	7.1	
TEXAS	01-07-12		17	5-9	.556	3-4	.750	0-0	.000	2	3	5	6.6	5	1	1	0	2	13	7.6	
at Baylor	01-11-12		25	1-2	.500	0-0	.000	0-0	.000	1	2	3	6.3	4	1	0	0	4	2	7.2	
OKLAHOMA	01-14-12	*	30	0-3	.000	0-2	.000	3-4	.750	3	6	9	6.5	2	2	2	1	1	3	6.8	
KANSAS	01-18-12	*	31	3-7	.429	0-0	.000	2-3	.667	5	6	11	6.9	2	1	1	0	1	8	6.9	
at Missouri	01-21-12	*	33	4-10	.400	3-8	.375	2-2	1.000	0	3	3	6.6	5	0	2	0	1	13	7.3	
TEXAS A&M	01-24-12	*	27	1-1	1.000	0-0	.000	7-9	.778	0	6	6	6.6	4	1	6	1	0	9	7.4	
KANSAS STATE	01-28-12	*	39	6-8	.750	2-3	.667	0-0	.000	2	7	9	6.7	4	2	2	0	0	14	7.8	
at Iowa State	02-01-12	*	13	2-3	.667	0-1	.000	1-1	1.000	1	2	3	6.5	5	0	1	0	0	5	7.7	
at Oklahoma	02-04-12	*	25	1-6	.167	0-3	.000	2-2	1.000	2	9	11	6.7	3	2	4	1	1	4	7.5	
Totals			14	460	51-113	.451	12-38	.316	28-36	.778	39	89	128	6.7	53	19	33	6	16	142	7.5

Games played: 19
 Minutes/game: 24.2
 Points/game: 7.5
 FG Pct: 45.1
 3FG Pct: 31.6
 FT Pct: 77.8

Rebounds/game: 6.7
 Assists/game: 1.0
 Turnovers/game: 1.7
 Assist/turnover ratio: 0.6
 Steals/game: 0.8
 Blocks/game: 0.3





THE STAT CREW SYSTEM
Oklahoma State Individual Game-by-Game (as of Feb 04, 2012)
All games

#31 Suttles, Kendra

Opponent	Date	gs	min	Total		3-Pointers		Free throws		Rebounds				pf	a	t/o	blk	stl	pts	avg	
				fg-fga	pct	3fg-fga	pct	ft-fa	pct	off	def	tot	avg								
RICE	11-13-11	*	30	12-14	.857	3-4	.750	0-0	.000	4	8	12	12.0	1	2	2	0	1	27	27.0	
COPPIN STATE	11-26-11	*	24	3-10	.300	0-4	.000	0-0	.000	0	5	5	8.5	1	1	1	3	0	6	16.5	
ALCORN STATE	11-29-11	*	21	4-9	.444	0-3	.000	0-0	.000	3	7	10	9.0	1	0	2	0	1	8	13.7	
at Indiana	12-04-11	*	28	4-8	.500	0-2	.000	4-4	1.000	2	4	6	8.3	4	3	3	1	2	12	13.3	
MISSOURI STATE	12-08-11	*	20	3-5	.600	0-2	.000	5-8	.625	0	3	3	7.2	1	0	1	1	0	11	12.8	
TEXAS-PAN AMERICAN	12-18-11	*	20	2-6	.333	1-3	.333	0-0	.000	2	5	7	7.2	1	5	5	1	0	5	11.5	
ARKANSAS-PINE BLUFF	12-22-11		16	4-4	1.000	2-2	1.000	2-2	1.000	1	2	3	6.6	0	1	0	0	1	12	11.6	
vs Mississippi State	12-29-11	*	13	2-5	.400	0-3	.000	0-0	.000	1	4	5	6.4	4	1	0	0	0	4	10.6	
vs Long Island	12-30-11	*	24	5-10	.500	1-6	.167	3-3	1.000	1	2	3	6.0	4	0	1	1	0	14	11.0	
at Texas Tech	01-04-12	*	25	5-10	.500	3-8	.375	2-2	1.000	1	4	5	5.9	0	1	4	1	0	15	11.4	
TEXAS	01-07-12	*	28	3-7	.429	0-2	.000	9-11	.818	1	1	2	5.5	2	4	2	2	1	15	11.7	
at Baylor	01-11-12	*	14	0-4	.000	0-2	.000	0-0	.000	2	3	5	5.5	0	0	2	1	0	0	10.8	
OKLAHOMA	01-14-12		18	2-13	.154	0-2	.000	0-0	.000	3	4	7	5.6	1	1	2	1	1	4	10.2	
KANSAS	01-18-12		14	2-3	.667	0-0	.000	0-1	.000	1	3	4	5.5	2	0	1	0	1	4	9.8	
at Missouri	01-21-12	*	18	2-6	.333	1-1	1.000	2-2	1.000	3	4	7	5.6	4	0	1	0	2	7	9.6	
TEXAS A&M	01-24-12	*	21	1-2	.500	1-1	1.000	0-0	.000	0	1	1	5.3	1	3	5	0	3	3	9.2	
Totals			13	334	54-116	.466	12-45	.267	27-33	.818	25	60	85	5.3	27	22	32	12	13	147	9.2

Games played: 16
 Minutes/game: 20.9
 Points/game: 9.2
 FG Pct: 46.6
 3FG Pct: 26.7
 FT Pct: 81.8

Rebounds/game: 5.3
 Assists/game: 1.4
 Turnovers/game: 2.0
 Assist/turnover ratio: 0.7
 Steals/game: 0.8
 Blocks/game: 0.8





THE STAT CREW SYSTEM
Oklahoma State Individual Game-by-Game (as of Feb 04, 2012)
All games

#34 McIntyre, Vicky

Opponent	Date	gs	min	Total		3-Pointers		Free throws		Rebounds				pf	a	t/o	blk	stl	pts	avg	
				fg-fga	pct	3fg-fga	pct	ft-fa	pct	off	def	tot	avg								
RICE	11-13-11	*	14	6-9	.667	0-0	.000	1-1	1.000	2	5	7	7.0	4	0	1	1	0	13	13.0	
COPPIN STATE	11-26-11	*	13	3-6	.500	0-0	.000	0-0	.000	4	3	7	7.0	3	0	1	2	0	6	9.5	
ALCORN STATE	11-29-11		15	3-9	.333	0-0	.000	0-0	.000	5	2	7	7.0	1	0	2	2	0	6	8.3	
at Indiana	12-04-11		14	1-5	.200	0-0	.000	1-2	.500	1	3	4	6.3	1	0	0	1	0	3	7.0	
MISSOURI STATE	12-08-11		10	1-4	.250	0-0	.000	0-0	.000	2	4	6	6.2	2	0	0	2	1	2	6.0	
TEXAS-PAN AMERICAN	12-18-11		18	6-9	.667	0-0	.000	1-1	1.000	5	4	9	6.7	1	0	1	4	0	13	7.2	
ARKANSAS-PINE BLUFF	12-22-11		17	0-2	.000	0-0	.000	0-0	.000	2	7	9	7.0	1	0	2	3	0	0	6.1	
vs Mississippi State	12-29-11		6	1-2	.500	0-0	.000	0-0	.000	1	0	1	6.3	0	0	1	0	0	2	5.6	
vs Long Island	12-30-11		11	1-3	.333	0-0	.000	0-0	.000	2	4	6	6.2	3	0	2	0	1	2	5.2	
at Texas Tech	01-04-12	*	19	1-6	.167	0-0	.000	2-4	.500	4	4	8	6.4	2	1	0	0	0	4	5.1	
TEXAS	01-07-12	*	9	1-4	.250	0-0	.000	0-0	.000	1	1	2	6.0	2	0	0	0	0	2	4.8	
at Baylor	01-11-12	*	14	2-8	.250	0-0	.000	0-0	.000	2	1	3	5.8	3	0	0	2	0	4	4.8	
OKLAHOMA	01-14-12		12	1-4	.250	0-0	.000	0-0	.000	3	3	6	5.8	1	0	1	5	0	2	4.5	
KANSAS	01-18-12	*	9	2-4	.500	0-0	.000	0-0	.000	0	2	2	5.5	1	0	2	1	0	4	4.5	
at Missouri	01-21-12		10	0-5	.000	0-0	.000	0-0	.000	2	1	3	5.3	1	2	0	0	0	0	4.2	
TEXAS A&M	01-24-12		6	0-0	.000	0-0	.000	0-0	.000	0	1	1	5.1	2	0	0	0	0	0	3.9	
KANSAS STATE	01-28-12		10	0-1	.000	0-0	.000	0-0	.000	1	1	2	4.9	0	0	1	2	0	0	3.7	
at Iowa State	02-01-12	*	18	3-7	.429	0-0	.000	0-0	.000	0	7	7	5.0	3	0	3	2	0	6	3.8	
at Oklahoma	02-04-12		13	2-4	.500	0-0	.000	0-0	.000	1	2	3	4.9	1	0	0	1	0	4	3.8	
Totals			7	238	34-92	.370	0-0	.000	5-8	.625	38	55	93	4.9	32	3	17	28	2	73	3.8

Games played: 19
 Minutes/game: 12.5
 Points/game: 3.8
 FG Pct: 37.0
 FT Pct: 62.5

Rebounds/game: 4.9
 Assists/game: 0.2
 Turnovers/game: 0.9
 Assist/turnover ratio: 0.2
 Steals/game: 0.1
 Blocks/game: 1.5





THE STAT CREW SYSTEM
Oklahoma State Individual Game-by-Game (as of Feb 04, 2012)
All games

#55 Jones, LaShawn

Opponent	Date	gs	min	Total		3-Pointers		Free throws		Rebounds				pf	a	t/o	blk	stl	pts	avg	
				fg-fga	pct	3fg-fga	pct	ft-fa	pct	off	def	tot	avg								
RICE	11-13-11		3	1-2	.500	0-0	.000	0-1	.000	1	2	3	3.0	0	0	0	0	0	2	2.0	
COPPIN STATE	11-26-11		4	1-3	.333	0-0	.000	0-0	.000	1	0	1	2.0	2	0	0	1	0	2	2.0	
ALCORN STATE	11-29-11		4	1-2	.500	0-0	.000	1-2	.500	0	1	1	1.7	0	0	0	0	0	3	2.3	
MISSOURI STATE	12-08-11		1	1-1	1.000	0-0	.000	0-0	.000	0	0	0	1.3	0	0	0	0	0	2	2.3	
TEXAS-PAN AMERICAN	12-18-11		5	0-0	.000	0-0	.000	2-2	1.000	1	2	3	1.6	1	0	0	0	1	2	2.2	
ARKANSAS-PINE BLUFF	12-22-11		10	2-4	.500	0-0	.000	1-1	1.000	0	4	4	2.0	1	0	0	0	1	5	2.7	
TEXAS	01-07-12		0	0-0	.000	0-0	.000	0-0	.000	0	0	0	1.7	0	0	0	0	0	0	2.3	
at Baylor	01-11-12		2	0-1	.000	0-0	.000	0-0	.000	0	0	0	1.5	0	0	0	0	0	0	2.0	
at Missouri	01-21-12		1	0-1	.000	0-0	.000	0-0	.000	0	0	0	1.3	0	0	0	0	0	0	1.8	
KANSAS STATE	01-28-12		7	2-3	.667	0-0	.000	0-0	.000	0	0	0	1.2	2	0	0	0	0	4	2.0	
at Iowa State	02-01-12		8	0-2	.000	0-0	.000	0-0	.000	1	1	2	1.3	1	0	1	0	0	0	1.8	
at Oklahoma	02-04-12		2	0-0	.000	0-0	.000	0-0	.000	0	0	0	1.2	1	0	0	0	0	0	1.7	
Totals			0	47	8-19	.421	0-0	.000	4-6	.667	4	10	14	1.2	8	0	1	1	2	20	1.7

Games played: 12
 Minutes/game: 3.9
 Points/game: 1.7
 FG Pct: 42.1
 FT Pct: 66.7

Rebounds/game: 1.2
 Turnovers/game: 0.1
 Steals/game: 0.2
 Blocks/game: 0.1





GAME 1

Official Basketball Box Score -- Game Totals -- Final Statistics
Rice vs Oklahoma State
11-13-11 2 p.m. at Stillwater, Okla. (Gallagher-Iba Arena)

Rice 60 • 0-2

Table with columns: #, Player, FG-FGA, 3-Ptr, FT-FTA, Rebounds, PF, TP, A TO Blk, Stl, Min. Lists player stats for Rice.

FG % 1st Half: 9-33 27.3% 2nd half: 11-33 33.3% Game: 20-66 30.3%
3FG % 1st Half: 4-16 25.0% 2nd half: 5-15 33.3% Game: 9-31 29.0%
FT % 1st Half: 5-7 71.4% 2nd half: 6-11 54.5% Game: 11-18 61.1%

Oklahoma State 96 • 1-0

Table with columns: #, Player, FG-FGA, 3-Ptr, FT-FTA, Rebounds, PF, TP, A TO Blk, Stl, Min. Lists player stats for Oklahoma State.

FG % 1st Half: 24-37 64.9% 2nd half: 16-36 44.4% Game: 40-73 54.8%
3FG % 1st Half: 5-9 55.6% 2nd half: 2-13 15.4% Game: 7-22 31.8%
FT % 1st Half: 5-5 100.0 2nd half: 4-9 44.4% Game: 9-14 64.3%

Officials: Bob Trammell, Maj Forsberg, Nick Marshall
Technical fouls: Rice-None. Oklahoma State-None.
Attendance: 1961

Score by periods table with columns: 1st, 2nd, Total. Shows Rice 27, 33, 60 and Oklahoma State 58, 38, 96.

Points in Paint, Off T/O, 2nd Chance, Fast Break, Bench. Shows Rice 16, 12, 17, 4, 24 and OSU 15, 20, 10, 8, 19.

Last FG - RICE 2nd-03:53, OSU 2nd-00:01. Score tied - 0 times.
Largest lead - RICE by 1 1st-18:05, OSU by 38 2nd-12:34. Lead changed - 2 times.

GAME 2

Official Basketball Box Score -- Game Totals -- Final Statistics
Coppin State vs Oklahoma State
11-26-11 2 p.m. at Stillwater, Okla. (Gallagher-Iba Arena)

Coppin State 35 • 1-3

Table with columns: #, Player, FG-FGA, 3-Ptr, FT-FTA, Rebounds, PF, TP, A TO Blk, Stl, Min. Lists player stats for Coppin State.

FG % 1st Half: 5-32 15.6% 2nd half: 6-26 23.1% Game: 11-58 19.0%
3FG % 1st Half: 0-8 0.0% 2nd half: 1-4 25.0% Game: 1-12 8.3%
FT % 1st Half: 4-7 57.1% 2nd half: 8-11 72.7% Game: 12-18 66.7%

Oklahoma State 59 • 2-0

Table with columns: #, Player, FG-FGA, 3-Ptr, FT-FTA, Rebounds, PF, TP, A TO Blk, Stl, Min. Lists player stats for Oklahoma State.

FG % 1st Half: 13-28 46.4% 2nd half: 9-39 23.1% Game: 22-67 32.8%
3FG % 1st Half: 4-9 44.4% 2nd half: 4-16 25.0% Game: 8-25 32.0%
FT % 1st Half: 4-4 100.0 2nd half: 3-6 50.0% Game: 7-10 70.0%

Officials: Lisa Mattingly, Bryan Enterline, Darcy Schlabach
Technical fouls: Coppin State-None. Oklahoma State-None.
Attendance: 3557

Score by periods table with columns: 1st, 2nd, Total. Shows Coppin State 14, 21, 35 and Oklahoma State 34, 25, 59.

Points in Paint, Off T/O, 2nd Chance, Fast Break, Bench. Shows Coppin State 10, 7, 6, 0, 10 and OSU 18, 17, 13, 10, 21.

Last FG - OSU 2nd-01:23, OSU 2nd-00:35. Score tied - 0 times.
Largest lead - OSU by 1 1st-18:02, OSU by 28 2nd-04:33. Lead changed - 2 times.

GAME 3

Official Basketball Box Score -- Game Totals -- Final Statistics
Alcorn State vs Oklahoma State
11-29-11 7 p.m. at Stillwater, Okla. (Gallagher-Iba Arena)

Alcorn State 36 • 0-5

Table with columns: #, Player, FG-FGA, 3-Ptr, FT-FTA, Rebounds, PF, TP, A TO Blk, Stl, Min. Lists player stats for Alcorn State.

FG % 1st Half: 7-24 29.2% 2nd half: 7-29 24.1% Game: 14-53 26.4%
3FG % 1st Half: 1-5 20.0% 2nd half: 1-13 7.7% Game: 2-18 11.1%
FT % 1st Half: 4-9 44.4% 2nd half: 2-8 25.0% Game: 6-17 35.3%

Oklahoma State 69 • 3-0

Table with columns: #, Player, FG-FGA, 3-Ptr, FT-FTA, Rebounds, PF, TP, A TO Blk, Stl, Min. Lists player stats for Oklahoma State.

FG % 1st Half: 15-30 50.0% 2nd half: 10-35 28.6% Game: 25-65 38.5%
3FG % 1st Half: 4-9 44.4% 2nd half: 1-10 10.0% Game: 5-19 26.3%
FT % 1st Half: 4-7 57.1% 2nd half: 10-13 76.9% Game: 14-20 70.0%

Officials: Melissa Barlow, Dee Kantner, Billy Smith
Technical fouls: Alcorn State-None. Oklahoma State-None.
Attendance: 1887

Score by periods table with columns: 1st, 2nd, Total. Shows Alcorn State 19, 17, 36 and Oklahoma State 38, 31, 69.

Points in Paint, Off T/O, 2nd Chance, Fast Break, Bench. Shows Alcorn State 10, 10, 4, 4, 28 and OSU 32, 29, 21, 4, 28.

Last FG - ASU 2nd-02:01, OSU 2nd-00:10. Score tied - 2 times.
Largest lead - ASU by 2 1st-18:59, OSU by 34 2nd-03:59. Lead changed - 3 times.

GAME 4

Official Basketball Box Score -- Game Totals -- Final Statistics
Oklahoma State vs Indiana
12-04-11 Noon at Bloomington, Ind. (Assembly Hall)

Oklahoma State 83 • 4-0

Table with columns: #, Player, FG-FGA, 3-Ptr, FT-FTA, Rebounds, PF, TP, A TO Blk, Stl, Min. Lists player stats for Oklahoma State.

FG % 1st Half: 15-35 42.9% 2nd half: 16-28 57.1% Game: 31-63 49.2%
3FG % 1st Half: 1-7 14.3% 2nd half: 7-9 77.8% Game: 8-16 50.0%
FT % 1st Half: 5-5 100.0 2nd half: 8-9 88.9% Game: 13-14 92.9%

Indiana 72 • 2-5

Table with columns: #, Player, FG-FGA, 3-Ptr, FT-FTA, Rebounds, PF, TP, A TO Blk, Stl, Min. Lists player stats for Indiana.

FG % 1st Half: 12-37 32.4% 2nd half: 13-31 41.9% Game: 25-68 36.8%
3FG % 1st Half: 5-14 35.7% 2nd half: 3-6 50.0% Game: 8-20 40.0%
FT % 1st Half: 2-2 100.0 2nd half: 12-12 100.0 Game: 14-14 100.0

Officials: Bob Trammell (R) Amy Bonner (U) Bill Larence (U)
Technical fouls: Oklahoma State-None. Indiana-None.
Attendance: 1615

Score by periods table with columns: 1st, 2nd, Total. Shows Oklahoma State 36, 47, 83 and Indiana 31, 41, 72.

Points in Paint, Off T/O, 2nd Chance, Fast Break, Bench. Shows Oklahoma State 34, 19, 19, 12, 26 and Indiana 14, 16, 18, 2, 27.

Last FG - OSU 2nd-01:51, IND 2nd-00:38. Score tied - 2 times.
Largest lead - OSU by 21 2nd-14:08, IND by 8 1st-08:56. Lead changed - 6 times.



GAME 5

Official Basketball Box Score -- Game Totals -- Final Statistics Missouri State vs Oklahoma State 12-08-11 7 p.m. at Stillwater, Okla. (Gallagher-Iba Arena)

Missouri State 57 • 4-3

Table with columns: #, Player, FG-FGA, 3-Ptr, FT-FTA, Rebounds, PF, TP, A TO Blk, Stl, Min. Includes player stats for Edie, Whitney, Shorter, etc.

FG % 1st Half: 9-31 29.0% 2nd half: 11-35 31.4% Game: 20-66 30.3% 3FG % 1st Half: 6-18 33.3% 2nd half: 2-14 14.3% Game: 8-32 25.0% FT % 1st Half: 0-1 0.0% 2nd half: 9-13 69.2% Game: 9-14 64.3%

Oklahoma State 80 • 5-0

Table with columns: #, Player, FG-FGA, 3-Ptr, FT-FTA, Rebounds, PF, TP, A TO Blk, Stl, Min. Includes player stats for Donohoe, Liz, Keller, Lindsey, etc.

FG % 1st Half: 16-37 43.2% 2nd half: 14-23 60.9% Game: 30-60 50.0% 3FG % 1st Half: 0-12 0.0% 2nd half: 5-9 55.6% Game: 5-21 23.8% FT % 1st Half: 2-3 66.7% 2nd half: 13-23 56.5% Game: 15-26 57.7%

Officials: Maj Forsberg, Roy Gulbeyan, Charles Carroll Technical fouls: Missouri State-None, Oklahoma State-None. Attendance: 2025

Score by periods table with columns: 1st, 2nd, Total. Missouri State 24, 33, 57. Oklahoma State 34, 46, 80.

Last FG - MSU by 2nd-00:34, OSU 2nd-00:15. Largest lead - MSU by 6 1st-16:16, OSU by 23 2nd-07:25.

Score tied - 2 times. Lead changed - 3 times.

GAME 6

Official Basketball Box Score -- Game Totals -- Final Statistics Texas-Pan American vs Oklahoma State 12-18-11 2 p.m. at Stillwater, Okla. (Gallagher-Iba Arena)

Texas-Pan American 35 • 4-9

Table with columns: #, Player, FG-FGA, 3-Ptr, FT-FTA, Rebounds, PF, TP, A TO Blk, Stl, Min. Includes player stats for Opara, Adanna, Jackson, Donna, etc.

FG % 1st Half: 7-29 24.1% 2nd half: 6-27 22.2% Game: 13-56 23.2% 3FG % 1st Half: 2-11 18.2% 2nd half: 4-8 50.0% Game: 6-19 31.6% FT % 1st Half: 0-0 0.0% 2nd half: 3-6 50.0% Game: 3-6 50.0%

Oklahoma State 74 • 6-0

Table with columns: #, Player, FG-FGA, 3-Ptr, FT-FTA, Rebounds, PF, TP, A TO Blk, Stl, Min. Includes player stats for Donohoe, Liz, Keller, Lindsey, etc.

FG % 1st Half: 15-29 51.7% 2nd half: 15-34 44.1% Game: 30-63 47.6% 3FG % 1st Half: 4-10 40.0% 2nd half: 2-9 22.2% Game: 6-19 31.6% FT % 1st Half: 4-6 66.7% 2nd half: 4-6 66.7% Game: 8-12 66.7%

Officials: Roy Gulbeyan, Luis Gonzalez, Laurie Porter Technical fouls: Texas-Pan American-None, Oklahoma State-None. Attendance: 2115

Score by periods table with columns: 1st, 2nd, Total. Texas-Pan American 16, 19, 35. Oklahoma State 38, 36, 74.

Last FG - UTPA 2nd-04:52, OSU 2nd-00:42. Largest lead - UTPA None, OSU by 39 2nd-00:07.

Score tied - 0 times. Lead changed - 0 times.

GAME 7

Official Basketball Box Score -- Game Totals -- Final Statistics Arkansas-Pine Bluff vs Oklahoma State 12-22-11 7 p.m. at Stillwater, Okla. (Gallagher-Iba Arena)

Arkansas-Pine Bluff 35 • 0-10

Table with columns: #, Player, FG-FGA, 3-Ptr, FT-FTA, Rebounds, PF, TP, A TO Blk, Stl, Min. Includes player stats for Quarles, Markita, Rollins, Alexi, etc.

FG % 1st Half: 5-22 22.7% 2nd half: 6-33 18.2% Game: 11-55 20.0% 3FG % 1st Half: 3-10 30.0% 2nd half: 2-13 15.4% Game: 5-23 21.7% FT % 1st Half: 4-6 66.7% 2nd half: 4-4 100.0% Game: 8-10 80.0%

Oklahoma State 98 • 7-0

Table with columns: #, Player, FG-FGA, 3-Ptr, FT-FTA, Rebounds, PF, TP, A TO Blk, Stl, Min. Includes player stats for Donohoe, Liz, Young, Toni, etc.

FG % 1st Half: 18-36 50.0% 2nd half: 17-33 51.5% Game: 35-69 50.7% 3FG % 1st Half: 6-16 37.5% 2nd half: 8-13 61.5% Game: 14-29 48.3% FT % 1st Half: 11-12 91.7% 2nd half: 3-4 75.0% Game: 14-16 87.5%

Officials: Cameron Inouye, Clarke Stevens, Metta Roberts Technical fouls: Arkansas-Pine Bluff-None, Oklahoma State-None. Attendance: 2203 Fouled out: UAPB (Gentry-1:31)

Score by periods table with columns: 1st, 2nd, Total. Arkansas-Pine Bluff 17, 18, 35. Oklahoma State 53, 45, 98.

Last FG - UAPB 2nd-06:09, OSU 2nd-00:59. Largest lead - UAPB None, OSU by 63 2nd-00:59.

Score tied - 0 times. Lead changed - 0 times.

GAME 8

Official Basketball Box Score -- Game Totals -- Final Statistics Mississippi State vs Oklahoma State 12-29-11 4 p.m. at Reno, Nev. (Lawlor Events Center)

Mississippi State 71 • 9-3

Table with columns: #, Player, FG-FGA, 3-Ptr, FT-FTA, Rebounds, PF, TP, A TO Blk, Stl, Min. Includes player stats for Diamber Johnson, Porsha Porter, etc.

FG % 1st Half: 10-38 26.3% 2nd half: 12-26 46.2% Game: 22-64 34.4% 3FG % 1st Half: 5-12 41.7% 2nd half: 3-8 37.5% Game: 8-20 40.0% FT % 1st Half: 4-4 100.0% 2nd half: 15-20 75.0% Game: 19-24 79.2%

Oklahoma State 78 • 8-0

Table with columns: #, Player, FG-FGA, 3-Ptr, FT-FTA, Rebounds, PF, TP, A TO Blk, Stl, Min. Includes player stats for Schippers, Taylor, Bias, Tiffany, etc.

FG % 1st Half: 13-29 44.8% 2nd half: 15-35 42.9% Game: 28-64 43.8% 3FG % 1st Half: 2-15 13.3% 2nd half: 4-12 33.3% Game: 6-27 22.2% FT % 1st Half: 7-10 70.0% 2nd half: 9-10 90.0% Game: 16-20 80.0%

Officials: Kent Johnson, Peter Contreras, Kim Mains Technical fouls: Mississippi State-None, Oklahoma State-None. Attendance: 577 Peppermill Holiday Classic

Score by periods table with columns: 1st, 2nd, Total. Mississippi State 29, 42, 71. Oklahoma State 35, 43, 78.

Last FG - MS 2nd-00:19, OS 2nd-02:33. Largest lead - MS by 6 1st-10:40, OS by 12 1st-02:08.

Score tied - 2 times. Lead changed - 3 times.



GAME 9

Official Basketball Box Score -- Game Totals -- Final Statistics
Long Island vs Oklahoma State
12/30/11 7 p.m. at Reno, Nev. (Lawlor Events Center)

Long Island 64 • 12-2

Table with columns: #, Player, FG-FGA, 3-Ptr, FT-FTA, Rebounds, PF, TP, A TO Blk, Stl, Min. Includes player stats for Evans, Kiara, Sproh, Marika, Davis, Ebony, Palmer, Ashley, Pledger, She'tiarra, Wells, Krystal, Roberts, Cleandra, Guz, Tamika.

FG % 1st Half: 12-31 38.7% 2nd half: 10-28 35.7% Game: 22-59 37.3%
3FG % 1st Half: 2-8 25.0% 2nd half: 1-1 100.0% Game: 3-9 33.3%
FT % 1st Half: 7-10 70.0% 2nd half: 10-17 58.8% Game: 17-27 63.0%

Oklahoma State 63 • 8-1

Table with columns: #, Player, FG-FGA, 3-Ptr, FT-FTA, Rebounds, PF, TP, A TO Blk, Stl, Min. Includes player stats for Schippers, Taylor, Bias, Tiffany, Donohoe, Liz, Keller, Lindsey, Suttles, Kendra, Bryan, Jenni, Schultz, Jordan, Young, Toni, Crutchfield, Carissa, McIntyre, Vicky.

FG % 1st Half: 11-28 39.3% 2nd half: 14-35 40.0% Game: 25-63 39.7%
3FG % 1st Half: 3-10 30.0% 2nd half: 3-13 23.1% Game: 6-23 26.1%
FT % 1st Half: 3-3 100.0% 2nd half: 4-6 66.7% Game: 7-9 77.8%

Officials: Jack Jones, Peter Contreras, Kim Mains
Technical fouls: Long Island-None, Oklahoma State-None.
Attendance: 436
Peppermill Holiday Classic - Championship

Score by periods table with columns: 1st, 2nd, Total. Long Island: 33, 31, 64. Oklahoma State: 28, 35, 63.

Points in Paint, Off T/O, 2nd Chance, Fast Break, Bench. OSU: 32, 13, 20, 10, 18, 22.

Last FG - LIU 2nd-00:02, OSU 2nd-01:20.
Largest lead - LIU by 5 1st-00:00, OSU by 8 1st-10:52.
Score tied - 8 times.
Lead changed - 6 times.

GAME 10

Official Basketball Box Score -- Game Totals -- Final Statistics
Oklahoma State vs Texas Tech
1-04-12 7:00 at Lubbock, Texas

Oklahoma State 53 • 8-2, 0-1

Table with columns: #, Player, FG-FGA, 3-Ptr, FT-FTA, Rebounds, PF, TP, A TO Blk, Stl, Min. Includes player stats for Donohoe, Liz, Suttles, Kendra, McIntyre, Vicky, Schippers, Taylor, Bias, Tiffany, Bryan, Jenni, Schultz, Jordan, Young, Toni, Crutchfield, Carissa, Keller, Lindsey.

FG % 1st Half: 8-33 24.2% 2nd half: 12-29 41.4% Game: 20-62 32.3%
3FG % 1st Half: 3-16 18.8% 2nd half: 3-10 30.0% Game: 6-26 23.1%
FT % 1st Half: 2-4 50.0% 2nd half: 5-7 71.4% Game: 7-11 63.6%

Texas Tech 58 • 13-0, 1-0

Table with columns: #, Player, FG-FGA, 3-Ptr, FT-FTA, Rebounds, PF, TP, A TO Blk, Stl, Min. Includes player stats for MALLARD, KIERRA, BAKER, KELSI, HYDE, CHRISTINE, MORRIS, CASEY, SMALLS, MONIQUE, BROWN, CHYNNIA, BARNCASTLE, JORDAN, BATTLE, AMBER, BOKENKAMP, MARY, NOBLES, SHAUNTAL.

FG % 1st Half: 10-31 32.3% 2nd half: 10-30 33.3% Game: 20-61 32.8%
3FG % 1st Half: 3-11 27.3% 2nd half: 2-10 20.0% Game: 5-21 23.8%
FT % 1st Half: 3-7 42.9% 2nd half: 10-14 71.4% Game: 13-21 61.9%

Officials: Lisa Mattingly, Melissa Barlow, Michael Price
Technical fouls: Oklahoma State-None, Texas Tech-None.
Attendance: 6258

Score by periods table with columns: 1st, 2nd, Total. Oklahoma State: 21, 32, 53. Texas Tech: 26, 32, 58.

Points in Paint, Off T/O, 2nd Chance, Fast Break, Bench. OSU: 28, 11, 16, 8, 9, 19. TTU: 22, 14, 11, 6, 9, 19.

Last FG - OSU 2nd-00:15, TTU 2nd-00:47.
Largest lead - OSU by 5 2nd-09:05, TTU by 8 1st-15:12.
Score tied - 3 times.
Lead changed - 4 times.

GAME 11

Official Basketball Box Score -- Game Totals -- Final Statistics
Texas vs Oklahoma State
01-07-12 2 p.m. at Stillwater, Okla. (Gallagher-Iba Arena)

Texas 51 • 10-4, 0-2

Table with columns: #, Player, FG-FGA, 3-Ptr, FT-FTA, Rebounds, PF, TP, A TO Blk, Stl, Min. Includes player stats for Gayle, Ashley, Reed, Cokie, Bass, Chelsea, Anderson, Yvonne, Fontenette, Ashleigh, Brewer, Kayla, Enemkpal, Nneka, Fussell, Chassidy, Hartung, Anne Marie.

FG % 1st Half: 6-23 26.1% 2nd half: 7-33 21.2% Game: 13-56 23.2%
3FG % 1st Half: 2-9 22.2% 2nd half: 1-10 10.0% Game: 3-19 15.8%
FT % 1st Half: 14-16 87.5% 2nd half: 8-10 80.0% Game: 22-26 84.6%

Oklahoma State 70 • 9-2, 1-1

Table with columns: #, Player, FG-FGA, 3-Ptr, FT-FTA, Rebounds, PF, TP, A TO Blk, Stl, Min. Includes player stats for Donohoe, Liz, Suttles, Kendra, McIntyre, Vicky, Schippers, Taylor, Bias, Tiffany, Schultz, Jordan, Howard, Heather, Young, Toni, Crutchfield, Carissa, Keller, Lindsey, Jones, LaShawn.

FG % 1st Half: 12-39 30.8% 2nd half: 10-20 50.0% Game: 22-59 37.3%
3FG % 1st Half: 2-11 18.2% 2nd half: 5-8 62.5% Game: 7-19 36.8%
FT % 1st Half: 7-8 87.5% 2nd half: 12-20 60.0% Game: 19-28 67.9%

Officials: Scott Yarbrough, Jesse Dickinson, Amy Bonner
Technical fouls: Texas-Gayle, Ashley, Oklahoma State-None.
Attendance: 2233
Fouled Out: OSU (Keller-2:03; Young-0:16) UT (Reed-3:48; Gayle-0:16)

Score by periods table with columns: 1st, 2nd, Total. Texas: 28, 23, 51. Oklahoma State: 33, 37, 70.

Points in Paint, Off T/O, 2nd Chance, Fast Break, Bench. UT: 18, 11, 1, 4, 19, 18. OSU: 26, 28, 17, 2, 31.

Last FG - UT 2nd-06:39, OSU 2nd-01:35.
Largest lead - UT by 2 2nd-18:47, OSU by 19 2nd-00:16.
Score tied - 0 times.
Lead changed - 2 times.

GAME 12

Official Basketball Box Score -- Game Totals -- Final Statistics
Oklahoma State vs Baylor
01-11-12 7 p.m. at Ferrell Center - Waco, Texas

Oklahoma State 44 • 9-3/1-2

Table with columns: #, Player, FG-FGA, 3-Ptr, FT-FTA, Rebounds, PF, TP, A TO Blk, Stl, Min. Includes player stats for Donohoe, Liz, Suttles, Kendra, McIntyre, Vicky, Schippers, Taylor, Bias, Tiffany, Schultz, Jordan, Howard, Heather, Young, Toni, Crutchfield, Carissa, Keller, Lindsey, Jones, LaShawn.

FG % 1st Half: 9-30 30.0% 2nd half: 5-35 14.3% Game: 14-65 21.5%
3FG % 1st Half: 2-8 25.0% 2nd half: 1-9 11.1% Game: 3-17 17.6%
FT % 1st Half: 4-4 100.0% 2nd half: 9-10 90.0% Game: 13-14 92.9%

Baylor 71 • 16-0/3-0 #1/1

Table with columns: #, Player, FG-FGA, 3-Ptr, FT-FTA, Rebounds, PF, TP, A TO Blk, Stl, Min. Includes player stats for Williams, Destiny, Griner, Brittney, Sims, Odyssey, Hayden, Kimetria, Madden, Jordan, Robertson, Makenzie, Condrey, Terran, Agbuke, Sune, Field, Ashley, Palmer, Lindsay.

FG % 1st Half: 11-29 37.9% 2nd half: 16-28 57.1% Game: 27-57 47.4%
3FG % 1st Half: 1-7 14.3% 2nd half: 5-8 62.5% Game: 6-15 40.0%
FT % 1st Half: 3-4 75.0% 2nd half: 8-8 100.0% Game: 11-12 91.7%

Officials: Lisa Jones, Gator Parrish, Greg Small
Technical fouls: Oklahoma State-None, Baylor-None.
Attendance: 8707

Score by periods table with columns: 1st, 2nd, Total. Oklahoma State: 24, 20, 44. Baylor: 26, 45, 71.

Points in Paint, Off T/O, 2nd Chance, Fast Break, Bench. OSU: 16, 11, 6, 2, 15, 4. Baylor: 34, 13, 11, 0, 15, 4.

Last FG - OSU 2nd-06:24, BU 2nd-00:43.
Largest lead - OSU None, BU by 27 2nd-03:44.
Score tied - 2 times.
Lead changed - 0 times.



GAME 13

Official Basketball Box Score -- Game Totals -- Final Statistics
Oklahoma vs Oklahoma State
01-14-12 11 a.m. at Stillwater, Okla. (Gallagher-Iba Arena)

Oklahoma 63 • 10-5, 2-2

Table with columns: #, Player, FG-FGA, 3-Ptr, FT-FTA, Rebounds, PF, TP, A TO Blk Stl, Min. Includes player stats for McFarland, Griffin, Ellenberg, Hook, Hand, Cerina, Harden, Campbell, Williams, and Team totals.

FG % 1st Half: 10-30 33.3% 2nd half: 12-34 35.3% Game: 22-64 34.4%
3FG % 1st Half: 5-10 50.0% 2nd half: 2-9 22.2% Game: 7-19 36.8%
FT % 1st Half: 3-4 75.0% 2nd half: 9-11 81.8% Game: 12-15 80.0%

Oklahoma State 66 • 10-3, 2-2

Table with columns: #, Player, FG-FGA, 3-Ptr, FT-FTA, Rebounds, PF, TP, A TO Blk Stl, Min. Includes player stats for Donohoe, Young, Keller, Schippers, Bias, Bryan, Schultz, Howard, Crutchfield, Suttles, and Team totals.

FG % 1st Half: 9-33 27.3% 2nd half: 13-34 38.2% Game: 22-67 32.8%
3FG % 1st Half: 1-12 8.3% 2nd half: 3-8 37.5% Game: 4-20 20.0%
FT % 1st Half: 4-4 100.0% 2nd half: 14-18 77.8% Game: 18-22 81.8%

Officials: Cameron Inouye, Clarke Stevens, Gina Cross
Technical fouls: Oklahoma-None. Oklahoma State-None.
Attendance: 5543

Score by periods table with columns: 1st, 2nd, Total. Rows for Oklahoma and Oklahoma State.

Last FG - OU 2nd-02:45, OSU 2nd-00:28.
Largest lead - OU by 11 2nd-12:47, OSU by 3 2nd-00:11.

Score tied - 2 times.
Lead changed - 5 times.

GAME 14

Official Basketball Box Score -- Game Totals -- Final Statistics
Kansas vs Oklahoma State
01-18-12 7 p.m. at Stillwater, Okla. (Gallagher-Iba Arena)

Kansas 65 • 15-2, 4-1

Table with columns: #, Player, FG-FGA, 3-Ptr, FT-FTA, Rebounds, PF, TP, A TO Blk Stl, Min. Includes player stats for Sutherland, Davis, Goodrich, Engelman, Knight, Gardner, Harper, Jackson, and Team totals.

FG % 1st Half: 14-28 50.0% 2nd half: 12-26 46.2% Game: 26-54 48.1%
3FG % 1st Half: 3-5 60.0% 2nd half: 1-4 25.0% Game: 4-9 44.4%
FT % 1st Half: 2-3 66.7% 2nd half: 7-9 77.8% Game: 9-12 75.0%

Oklahoma State 60 • 10-4, 2-3

Table with columns: #, Player, FG-FGA, 3-Ptr, FT-FTA, Rebounds, PF, TP, A TO Blk Stl, Min. Includes player stats for Donohoe, Keller, McIntyre, Schippers, Bias, Bryan, Schultz, Young, Crutchfield, and Team totals.

FG % 1st Half: 12-29 41.4% 2nd half: 14-35 40.0% Game: 26-64 40.6%
3FG % 1st Half: 1-2 50.0% 2nd half: 1-4 25.0% Game: 2-6 33.3%
FT % 1st Half: 2-6 33.3% 2nd half: 4-5 80.0% Game: 6-11 54.5%

Officials: Bob Trammell, Eric Brewton, Brian Enterline
Technical fouls: Kansas-None. Oklahoma State-None.
Attendance: 2247

Score by periods table with columns: 1st, 2nd, Total. Rows for Kansas and Oklahoma State.

Last FG - KU 2nd-00:56, OSU 2nd-00:11.
Largest lead - KU by 12 1st-02:48, OSU by 2 1st-19:43.

Score tied - 2 times.
Lead changed - 1 time.

GAME 15

Official Basketball Box Score -- Game Totals -- Final Statistics
Oklahoma State vs Missouri
01-21-12 4 p.m. at Mizzou Arena

Oklahoma State 62 • 11-4, 3-3

Table with columns: #, Player, FG-FGA, 3-Ptr, FT-FTA, Rebounds, PF, TP, A TO Blk Stl, Min. Includes player stats for Donohoe, Keller, Suttles, Schippers, Bias, Bryan, Schultz, Young, Crutchfield, and Team totals.

FG % 1st Half: 12-31 38.7% 2nd half: 8-27 29.6% Game: 20-58 34.5%
3FG % 1st Half: 4-10 40.0% 2nd half: 7-20 35.0% Game: 11-30 36.7%
FT % 1st Half: 4-6 66.7% 2nd half: 7-9 77.8% Game: 11-15 73.3%

Missouri 58 • 10-7, 0-6

Table with columns: #, Player, FG-FGA, 3-Ptr, FT-FTA, Rebounds, PF, TP, A TO Blk Stl, Min. Includes player stats for Brock, Flores, Gee, Simmons, Crafton, Fowler, Eye, Priede, and Team totals.

FG % 1st Half: 10-26 38.5% 2nd half: 8-26 30.8% Game: 18-52 34.6%
3FG % 1st Half: 6-17 35.3% 2nd half: 5-13 38.5% Game: 11-30 36.7%
FT % 1st Half: 4-4 100.0% 2nd half: 7-11 63.6% Game: 11-15 73.3%

Officials: Cameron Inouye, Jesse Dickerson, Billy Smith
Technical fouls: Oklahoma State-None. Missouri-None.
Attendance: 3015

Score by periods table with columns: 1st, 2nd, Total. Rows for Oklahoma State and Missouri.

Last FG - OSU 2nd-09:35, MU 2nd-06:05.
Largest lead - OSU by 11 2nd-13:15, MU by 3 1st-04:29.

Score tied - 2 times.
Lead changed - 2 times.

GAME 16

Official Basketball Box Score -- Game Totals -- Final Statistics
Texas A&M vs Oklahoma State
01-24-12 7 p.m. at Stillwater, Okla. (Gallagher-Iba Arena)

Texas A&M 53 • 13-5, 4-3

Table with columns: #, Player, FG-FGA, 3-Ptr, FT-FTA, Rebounds, PF, TP, A TO Blk Stl, Min. Includes player stats for Elonu, Bone, Carter, Standish, White, Bellock, Collins, Pratcher, Gilbert, Assarian, and Team totals.

FG % 1st Half: 8-28 28.6% 2nd half: 12-29 41.4% Game: 20-57 35.1%
3FG % 1st Half: 4-10 40.0% 2nd half: 2-5 40.0% Game: 6-15 40.0%
FT % 1st Half: 2-2 100.0% 2nd half: 5-6 83.3% Game: 7-8 87.5%

Oklahoma State 57 • 12-4, 4-3

Table with columns: #, Player, FG-FGA, 3-Ptr, FT-FTA, Rebounds, PF, TP, A TO Blk Stl, Min. Includes player stats for Donohoe, Keller, Suttles, Schultz, Schippers, Bryan, Young, Crutchfield, and Team totals.

FG % 1st Half: 10-24 41.7% 2nd half: 8-17 47.1% Game: 18-41 43.9%
3FG % 1st Half: 4-6 66.7% 2nd half: 1-4 25.0% Game: 5-10 50.0%
FT % 1st Half: 5-9 55.6% 2nd half: 11-12 91.7% Game: 16-21 76.2%

Officials: Scott Yarbrough, Scotty Hermann, Bill Larence
Technical fouls: Texas A&M-None. Oklahoma State-None.
Attendance: 2098

Score by periods table with columns: 1st, 2nd, Total. Rows for Texas A&M and Oklahoma State.

Last FG - TAMU 2nd-00:36, OSU 2nd-00:28.
Largest lead - TAMU by 4 1st-16:42, OSU by 10 2nd-15:53.

Score tied - 11 times.
Lead changed - 9 times.



GAME 17

Official Basketball Box Score -- Game Totals -- Final Statistics
Kansas State vs Oklahoma State
01-28-12 11:30 a.m. at Stillwater, Okla. (Gallagher-Iba Arena)

Kansas State 67 • 14-6, 5-3

Table with columns: #, Player, Total FG-FGA, 3-Ptr FG-FGA, FT-FTA, Rebounds (Off, Def, Tot), PF, TP, A, TO, Blk, Stl, Min. Includes team totals and game statistics.

FG % 1st Half: 12-29 41.4% 2nd half: 8-23 34.8% Game: 20-52 38.5%
3FG % 1st Half: 7-12 58.3% 2nd half: 4-16 25.0% Game: 11-28 39.3%
FT % 1st Half: 4-4 100.0 2nd half: 12-17 70.6% Game: 16-21 76.2%

Oklahoma State 56 • 12-5, 4-4

Table with columns: #, Player, Total FG-FGA, 3-Ptr FG-FGA, FT-FTA, Rebounds (Off, Def, Tot), PF, TP, A, TO, Blk, Stl, Min. Includes team totals and game statistics.

FG % 1st Half: 8-26 30.8% 2nd half: 11-28 39.3% Game: 19-54 35.2%
3FG % 1st Half: 3-11 27.3% 2nd half: 4-15 26.7% Game: 7-26 26.9%
FT % 1st Half: 5-6 83.3% 2nd half: 6-7 85.7% Game: 11-13 84.6%

Officials: Bryan Enterline, Brian Hall, Metta Roberts
Technical fouls: Kansas State-None. Oklahoma State-None.
Attendance: 2931
Fouled Out: OSU (Bias-00:31)

Score by periods table with columns: 1st, 2nd, Total. Rows for Kansas State and Oklahoma State.

Points in game table with columns: In Paint, Off T/O, 2nd Chance, Fast Break, Bench. Rows for KS and OSU.

Last FG - KS 2nd-09:21, OSU 2nd-00:11.
Largest lead - KS by 26 2nd-12:16, OSU by 4 1st-17:30.

Score tied - 2 times.
Lead changed - 6 times.

GAME 18

Official Basketball Box Score -- Game Totals -- Final Statistics
Oklahoma State vs Iowa State
02-01-12 7:05 p.m. at Hilton Coliseum - Ames, Iowa

Oklahoma State 52 • 12-6, 4-5

Table with columns: #, Player, Total FG-FGA, 3-Ptr FG-FGA, FT-FTA, Rebounds (Off, Def, Tot), PF, TP, A, TO, Blk, Stl, Min. Includes team totals and game statistics.

FG % 1st Half: 12-33 36.4% 2nd half: 7-30 23.3% Game: 19-63 30.2%
3FG % 1st Half: 1-7 14.3% 2nd half: 2-8 25.0% Game: 3-15 20.0%
FT % 1st Half: 3-3 100.0 2nd half: 8-15 53.3% Game: 11-18 61.1%

Iowa State 73 • 12-8, 3-6

Table with columns: #, Player, Total FG-FGA, 3-Ptr FG-FGA, FT-FTA, Rebounds (Off, Def, Tot), PF, TP, A, TO, Blk, Stl, Min. Includes team totals and game statistics.

FG % 1st Half: 9-33 27.3% 2nd half: 12-23 52.2% Game: 21-56 37.5%
3FG % 1st Half: 4-16 25.0% 2nd half: 4-13 30.8% Game: 8-29 27.6%
FT % 1st Half: 8-11 72.7% 2nd half: 15-22 68.2% Game: 23-33 69.7%

Officials: Laura Morris, Michael Price, Doug Knight
Technical fouls: Oklahoma State-None. Iowa State-None.
Attendance: 10470
Fouled Out: OSU #25 Keller (6:26)

Score by periods table with columns: 1st, 2nd, Total. Rows for Oklahoma State and Iowa State.

Points in game table with columns: In Paint, Off T/O, 2nd Chance, Fast Break, Bench. Rows for OSU and ISU.

Last FG - OSU 2nd-00:15, ISU 2nd-01:13.
Largest lead - OSU by 4 1st-15:17, ISU by 25 2nd-01:13.

Score tied - 7 times.
Lead changed - 8 times.

GAME 19

Official Basketball Box Score -- Game Totals -- Final Statistics
Oklahoma State vs Oklahoma
02-04-12 12:07 p.m. at Lloyd Noble Center (Norman, Okla.)

Oklahoma State 71 • 12-7, 4-6 Big 12

Table with columns: #, Player, Total FG-FGA, 3-Ptr FG-FGA, FT-FTA, Rebounds (Off, Def, Tot), PF, TP, A, TO, Blk, Stl, Min. Includes team totals and game statistics.

FG % 1st Half: 13-29 44.8% 2nd half: 15-38 39.5% Game: 28-67 41.8%
3FG % 1st Half: 3-9 33.3% 2nd half: 4-15 26.7% Game: 7-24 29.2%
FT % 1st Half: 5-6 83.3% 2nd half: 3-6 50.0% Game: 8-12 66.7%

Oklahoma 80 • 15-6, 7-3 Big 12

Table with columns: #, Player, Total FG-FGA, 3-Ptr FG-FGA, FT-FTA, Rebounds (Off, Def, Tot), PF, TP, A, TO, Blk, Stl, Min. Includes team totals and game statistics.

FG % 1st Half: 13-34 38.2% 2nd half: 16-33 48.5% Game: 29-67 43.3%
3FG % 1st Half: 3-9 33.3% 2nd half: 4-15 26.7% Game: 7-24 29.2%
FT % 1st Half: 8-11 72.7% 2nd half: 11-17 64.7% Game: 19-28 67.9%

Officials: Amy Bonner, Billy Smith, Gator Parrish
Technical fouls: Oklahoma State-None. Oklahoma-None.
Attendance: 9154
Estimated Attendance: 8353

Score by periods table with columns: 1st, 2nd, Total. Rows for Oklahoma State and Oklahoma.

Points in game table with columns: In Paint, Off T/O, 2nd Chance, Fast Break, Bench. Rows for OSU and OU.

Last FG - OSU 2nd-00:27, OU 2nd-02:15.
Largest lead - OSU by 4 2nd-10:34, OU by 10 2nd-00:35.

Score tied - 11 times.
Lead changed - 8 times.

GAME 20