



OKLAHOMA STATE FOOTBALL

Up Next For Cowboy Football

TEXAS TECH

6:30 p.m. CT | Sept. 25, 2014 | Boone Pickens Stadium (60,218 cap.)

TV: ESPN (Rece Davis, Jesse Palmer, David Pollack and Samantha Ponder)

In Stillwater - Suddenlink 31, DirecTV 206, Dish 140, U-Verse 602

In Oklahoma City - Cox 29, DirecTV 206, Dish 140, U-Verse 602

In Tulsa - Cox 25, DirecTV 206, Dish 140, U-Verse 602

Radio: Cowboy Radio Network (Dave Hunziker, John Holcomb and Robert Allen)

National Radio: Compass Media (Drew Bontadelli, Don King and Tony Hill)

Satellite Radio: TBA

Internet Radio: <http://okla.st/osutunein>

Live Stats: okstate.com

OKLAHOMA STATE SCHEDULE/RESULTS

Date	Opponent	Time/Result	TV
8/30	vs. No. 1 Florida State (Arlington)	L, 31-37	ABC
9/6	MISSOURI STATE	W, 40-23	FSN
9/13	UTSA	W, 43-13	FSN
9/25	TEXAS TECH	6:30 P.M.	ESPN
10/4	IOWA STATE	TBA	TBA
10/11	at Kansas	TBA	TBA
10/18	at TCU	TBA	TBA
10/25	WEST VIRGINIA	TBA	TBA
11/1	at Kansas State	TBA	TBA
11/15	TEXAS	TBA	TBA
11/22	at Baylor	TBA	TBA
12/6	at Oklahoma	TBA	TBA

TEXAS TECH SCHEDULE/RESULTS

Date	Opponent	Time/Result
8/30	CENTRAL ARKANSAS	W, 42-35
9/6	at UTEP	W, 30-26
9/13	ARKANSAS	L, 28-49
9/25	at Oklahoma State	6:30 p.m. CT
10/4	at Kansas State	TBA
10/11	WEST VIRGINIA	TBA
10/18	KANSAS	TBA
10/25	at TCU	TBA
11/1	TEXAS	TBA
11/15	OKLAHOMA	TBA
11/22	at Iowa State	TBA
11/29	vs. Baylor (Arlington)	TBA

SERIES CAPSULE

Series History	Texas Tech leads, 21-17-3
In Stillwater	OSU leads, 10-8
In Lubbock	Texas Tech leads, 12-5-3
At Neutral	OSU leads, 2-1
First Meeting (1935)	TTU 14, OSU 0
Last Meeting (2013)	OSU 52, TTU 34
Last OSU Win (2013)	OSU 52, TTU 34
Last Tech Win (2008)	TTU 56, OSU 20
Gundy vs. Texas Tech	7-2
Kingsbury vs. OSU	0-1

GAME CAPSULE



Texas Tech
RED RAIDERS
2-1; 0-0 Big 12

Coach Kliff Kingsbury
Texas Tech, 2001
Career: 10-7/2nd year
At Texas Tech: Same



Oklahoma State
COWBOYS
2-1; 1-0 Big 12

Coach Mike Gundy
Oklahoma State, 1990
Career: 79-39/10th year
At Oklahoma State: Same

FOLLOW ALONG ON SOCIAL MEDIA

Texas Tech	Platform	Oklahoma State
TTUathletics		okstatefootball
TechAthletics		@CowboyFB
texasstechathletics		cowboy_fb
TechAthletics		OSUathletics
#Wreckem	Primary Hashtag	#okstate

STATISTICAL COMPARISON

OSU	NCAA Rank	Category	OSU	NCAA Rank
497.7	35	Total Offense	440.3	56
170.3	61	Rushing Offense	176.3	56
327.3	19	Passing Offense	264.0	49
147.67	44	Passing Efficiency	143.04	54
33.3	58	Scoring Offense	38.0	41
429.7	94	Total Defense	352.0	47
294.7	124	Rushing Defense	111.3	31
135.0	11	Pass Defense	240.7	72
97.85	16	Pass Efficiency Defense	129.62	74
36.7	106	Scoring Defense	24.3	61
-1.33	113	Turnover Margin	0.33	49
.500	21	3rd Down Conversion Pct.	.420	72
.500	57	4th Down Conversion Pct.	.333	87
.404	77	3rd Down Defense	.244	6
.889	111	4th Down Defense	.333	33
.846	61	Red Zone Offense	1.000	1
.941	100	Red Zone Defense	.800	51
39.18	46	Net Punting	37.67	68
5.57	85	Punt Returns	12.33	32
24.44	27	Kickoff Returns	19.00	82
75	26	First Downs Offense	68	48
84	120	First Downs Defense	54	55
10.0	120	Fewest Penalties/Game	5.67	52
88.00	116	Fewest Penalty Yards/Game	53.33	65
22:15	125	Time of Possession	27:41	99

BIG 12 STANDINGS

Team	Big 12	All
Kansas State	1-0	2-0
Baylor	0-0	3-0
Oklahoma	0-0	3-0
TCU	0-0	2-0
Oklahoma State	0-0	2-1
Texas Tech	0-0	2-1
West Virginia	0-0	2-1
Kansas	0-0	1-1
Texas	0-0	1-2
Iowa State	0-1	1-2



SERIES HISTORY VS. TEXAS TECH

1935	L	0-14	A
1936	L	0-12	A
1937	L	6-14	H
1940	T	6-6	A
1941	L	6-16	A
1942	W	9-6	A
1943	W	21-13	N
1944	W	14-7	A
1945	W	46-6	H
1946	L	7-14	H
1953	L	13-27	H
1954	T	13-13	A
1955	L	6-24	H
1956	T	13-13	A
1957	W	13-0	H
1965	L	14-17	A
1966	L	7-10	A
1969	W	17-10	H
1973	L	7-20	H
1974	L	13-14	A
1975	W	17-16	H
1988	W	45-42	N
1989	L	15-31	H
1996	L	3-31	N
1997	L	3-27	H
1998	L	17-24	A
1999	W	41-21	H
2000	L	0-58	A
2001	L	30-49	H
2002	L	24-49	A
2003	W	51-49	H
2004	L	15-31	A
2005	W	24-17	H
2006	L	24-30	A
2007	W	49-45	H
2008	L	20-56	A
2009	W	24-17	H
2010	W	34-17	A
2011	W	66-6	A
2012	W	59-21	H
2013	W	52-34	A



OKLAHOMA STATE MEDIA SERVICES

OSU MEDIA RELATIONS

MAIN OFFICE NUMBER: 405-744-7714

220 Athletics Center
Stillwater, OK 74078

GAVIN LANG, ASSISTANT A.D./MEDIA RELATIONS

(Mike Gundy Requests/Credentials)
Email - gavin.lang@okstate.edu
Phone - 405-744-3875

SEAN MAGUIRE, ASSISTANT SID

(Player and Assistant Coach Requests)
Email - sean.maguire@okstate.edu
Phone - 405-744-7714

C.J. LICKERT

(Video Requests)
Email - lickert@okstate.edu
Phone - 405-744-6590

BRUCE WATERFIELD

(Photo Requests)
Email - bruce.waterfield@okstate.edu
Phone - 405-744-1706

CREDENTIALS/PARKING

APPLYING FOR CREDENTIALS

Members of the media looking to apply for credentials to Oklahoma State football games should do so at okstate.com/media. Approved passes will be mailed out up until the week of the game. Credentials that are applied for the week of the game will not be mailed out, rather, they will be held at the media will call window at Boone Pickens Stadium for pickup on game day.

MONDAY MEDIA LUNCHEON PARKING

Parking is across the street from the stadium in the St. John Catholic Church parking lot. Media should enter the stadium through the normal game day media gate located at the southeast corner of the stadium.

GAMEDAY MEDIA PARKING

Media parking is in the garage just north of the Monroe and Hall of Fame intersection. A map can be found online at okstate.com/media.

GAMEDAY CREDENTIAL PICKUP

Those looking to pick up media credentials on gameday can do that at the media credential pickup window located outside the southeast corner of the stadium. A member of the OSU media relations staff is typically in place three hours prior to kickoff.

UPLINK TRUCK PARKING

Media outlets looking to park an uplink truck should notify Gavin Lang no later than Monday the week of the game. Uplink trucks will park on the concrete walkway between the Sherman E. Smith Indoor Training Center and the turf field immediately to the south of it. Uplink trucks that have made arrangements with the media relations staff will be parked in that area on a first-come, first-served basis.

MIKE GUNDY INTERVIEWS

MONDAY BIG 12 TELECONFERENCE

Big 12 football coaches conduct a media teleconference every Monday from 9:50-11:30 a.m. CT. Mike Gundy's time slot is from 10:20-10:30 a.m. CT.

Contact Big 12 Communications for the call-in and/or replay numbers. The calls are also available live and archived on the Big 12 web site at: Big12Sports.com.

MONDAY MEDIA LUNCHEON

Mike Gundy meets the media each Monday at 1 p.m. in the Boone Pickens Stadium game day press box as part of Oklahoma State's weekly media luncheon, which begins with lunch at noon.

Video from the news conference is streamed live online at okstate.com and a hi-definition copy of Gundy's time at the podium is available on the OSU media relations FTP site later in the day.

PLAYERS/ASSISTANTS INTERVIEWS

MONDAY MEDIA LUNCHEON

Selected Oklahoma State players and assistant coaches meet the media each Monday at approximately 12:20 p.m. in the Boone Pickens Stadium game day press box as part of Oklahoma State's weekly media luncheon, which begins with lunch at noon. OSU's offensive and defensive coordinators are typically in attendance.

Video clips from Monday's interview session can be found online at okstate.com with a hi-definition copy of that video available on the OSU media relations FTP site later in the day.

OUT-OF-TOWN MEDIA AVAILABILITY

Every effort will be made to accommodate out-of-town media requests via phone either during the Monday media luncheon or on Tuesday. Contact Sean Maguire (sean.maguire@okstate.edu) to make arrangements.

We encourage out-of-town members of the media to utilize our FTP site as a resource for head coach, assistant coach and player quotes.

OSU MEDIA RELATIONS FTP SITE

Hi-definition game highlights and interviews are available on the OSU Media Relations FTP site.

Contact Greg Bartlett (greg.bartlett@okstate.edu) for details.

COLLEGEPRESSBOX.COM

collegepressbox.com is the official media website for Division I football.

Access and download weekly game notes, quotes, statistics, media guides, headshots, logos and more for each conference and its member schools. Login information will be distributed to accredited media or you can apply for a password by sending an e-mail to password@collegepressbox.com.

OKSTATE.COM
f t YouTube g+ OSUATHLETICS

collegepressbox.com
SINCE 2005 EVERYTHING BUT THE PRE-GAME MEAL



OKLAHOMA STATE DEPTH CHART VS. TEXAS TECH

OFFENSE

- LT** 58 Daniel Koenig (6-6; 300; Sr; Cape Coral, FL)
74 Michael Wilson (6-6; 300; So; Aledo, TX)
- LG** 75 Chris Grisbhy (6-5; 325; Sr; Clute, TX)
79 Jack Kurzu (6-4; 305; RFr; St. Louis, MO)
76 Colby Hegwood (6-5; 320; Jr; Flowood, MS)
- C** 57 Paul Lewis (6-3; 295; So; Houston, TX)
73 Grant Canis (6-2; 275; So; Midland, TX)
- RG** 50 Zac Veatch (6-4; 290; So; Broken Arrow, OK)
64 Jesse Robinson (6-6; 310; RFr; Bedford, TX)
- RT** 60 Zachary Crabtree (6-7; 290; RFr; Mansfield, TX)
67 Brandon Garrett (6-5; 295; Sr; Deer Park, TX)
- WR** 3 Marcell Ateman (6-4; 210; So; Dallas, TX)
15 Chris Lacy (6-3; 191; Fr; DeSoto, TX)
17 Austin Hays (6-2; 185; So; San Antonio, TX)
- WR** 13 David Glidden (5-7; 185; Jr; Mustang, OK)
1 Ra'Shaad Samples (5-11; 178; RFr; Dallas, TX)
- WR** 7 Brandon Sheperd (6-1; 195; Jr; St. Louis, MO)
5 Blake Webb (5-11; 190; So; The Woodlands, TX)
- WR** 81 Jhajuan Seales (6-2; 198; So; Port Arthur, TX)
28 James Washington (6-0; 193; Fr; Stamford, TX) -or-
8 C.J. Curry (6-2; 205; So; Flowery Branch, GA)
- TE** 44 Jeremy Seaton (6-2; 250; Jr; Cashion, OK)
47 Blake Jarwin (6-5; 240; So; Tuttle, OK)
- FB** 44 Jeremy Seaton (6-2; 250; Jr; Cashion, OK)
39 Teddy Johnson (5-11; 225; Sr; Coppell, TX)
- RB** 26 Desmond Roland (6-2; 210; Sr; Dallas, TX) -or-
24 Tyreek Hill (5-10; 185; Jr; Pearson, GA) -or-
23 Rennie Childs (5-10; 205; So; Houston, TX)
- QB** 12 Daxx Garman (6-2; 205; Jr; Southlake, TX)
10 Mason Rudolph (6-4; 217; Fr; Rock Hill, SC)

DEFENSE

- DE** 38 Emmanuel Ogbah (6-4; 270; So; Houston, TX)
90 Trace Clark (6-4; 255; Jr; Wichita, KS)
- DT** 91 James Castleman (6-2; 300; Sr; Amarillo, TX)
97 Eric Davis (6-3; 290; So; Tyler, TX)
95 Vili Leveni (6-3; 270; RFr; Hurst, TX)
- DT** 98 Ofa Hautau (6-2; 290; Sr; Salt Lake City, UT)
96 Vincent Taylor (6-3; 290; RFr; San Antonio, TX)
95 Vili Leveni (6-3; 270; RFr; Hurst, TX)
- DE** 92 Jimmy Bean (6-5; 250; Jr; Denton, TX)
89 Sam Wren (6-2; 255; Sr; Palestine, TX)
- SLB** 14 Josh Furman (6-2; 202; Sr; Annapolis, MD)
9 Gyasi Akem (6-1; 210; Fr; Broken Arrow, OK)
- MLB** 52 Ryan Simmons (6-0; 235; Jr; Cibolo, TX)
42 Demarcus Sherod (6-0; 225; So; Decatur, GA)
- WLB** 10 Seth Jacobs (6-2; 220; So; Arroyo Grande, CA)
19 Justin Phillips (6-0; 215; Fr; Pearland, TX)
- CB** 1 Kevin Peterson (5-11; 185; Jr; Wagoner, OK)
22 Juwan Offray (5-11; 180; Fr; New Orleans, LA)
- SS** 20 Larry Stephens (5-10; 185; Sr; Houston, TX)
7 Tre Flowers (6-3; 190; RFr; Converse, TX)
5 Jerel Morrow (6-0; 180; RFr; Emporia, KS)
- FS** 13 Jordan Sterns (6-1; 205; So; Cibolo, TX)
4 Dylan Harding (6-2; 190; Fr; Jenks, OK) -or-
16 Deric Robertson (6-2; 200; So; Killeen, TX)
- CB** 6 Ashton Lampkin (5-11; 180; Jr; Arlington, TX)
18 Ramon Richards (6-0; 180; Fr; San Antonio, TX) -or-
2 Darius Curry (6-1; 190; RFr; Flowery Branch, GA)

SPECIAL TEAMS

- P** 35 Kip Smith (6-1; 235; Sr; Broomfield, CO)
29 Zach Sinor (5-11; 190; Fr; Castroville, TX)
- PK** 19 Ben Grogan (6-1; 186; So; Arlington, TX)
59 Matt Hockett (6-3; 185; Fr; Norman, OK)
- LS** 61 Kaleb Smith (6-3; 250; RFr; Fort Worth, TX)
54 Josh Elias (6-0; 195; Jr; San Jose, CA)
- H** 35 Kip Smith (6-1; 235; Sr; Broomfield, CO)
30 Bryant Reber (6-0; 185; Jr; Leawood, KS)
- PR** 24 Tyreek Hill (5-10; 185; Jr; Pearson, GA) -or-
13 David Glidden (5-7; 185; Jr; Mustang, OK) -or-
7 Brandon Sheperd (6-1; 195; Jr; St. Louis, MO)
- KR** 24 Tyreek Hill (5-10; 185; Jr; Pearson, GA)
26 Desmond Roland (6-2; 210; Sr; Dallas, TX) -or-
7 Brandon Sheperd (6-1; 195; Jr; St. Louis, MO)
81 Jhajuan Seales (6-2; 198; So; Port Arthur, TX)

PRONUNCIATIONS

- | | | |
|----|------------------|------------------------|
| 1 | Ra'Shaad Samples | ruh-SHOD |
| 5 | Jerel Morrow | juh-RELL |
| 9 | Gyasi Akem | JAH-see AH-kem |
| 11 | Tre Roberts | TRAY |
| 22 | Juwan Offray | joo-WAHN OH-fray |
| 29 | Zach Sinor | SIGH-ner |
| 33 | Stone Palelei | see-OH-nay PAW-luh-lay |
| 36 | Miketavius Jones | mike-TAY-vee-us |
| 38 | Emmanuel Ogbah | AWG-buh |
| 40 | Devante Averette | de-VAHN-tay AV-er-ett |
| 42 | Demarcus Sherod | shu-ROD |
| 50 | Josh Mabin | MAY-bin |
| 58 | Daniel Koenig | CONE-ig |
| 66 | Lemaefe Galea'i | NAW-lay-eye |
| 75 | Chris Grisbhy | GRIZZ-bee |
| 78 | Matthew Mucha | MOO-ha |
| 81 | Jhajuan Seales | juh-WAHN seals |
| 86 | Jarrell Owens | juh-RELL |
| 87 | Victor Irokansi | eer-oh-KANN-see |
| 95 | Vili Leveni | VILL-ee luh-VEN-ee |
| 98 | Ofa Hautau | OH-fuh HOW-tao |

ASSISTANT COACHES AND GAMEDAY LOCATIONS



JOE BOB CLEMENTS
Defensive Line
Second Year at Oklahoma State
Gameday Location: Field



KASEY DUNN
Receivers
Fourth Year at Oklahoma State
Gameday Location: Field



JEMAL SINGLETON
Running Backs
Fourth Year at Oklahoma State
Gameday Location: Field



BOB CONNELLY
Offensive Line
First Year at Oklahoma State
Gameday Location: Field



VAN MALONE
Cornerbacks
Third Year at Oklahoma State
Gameday Location: Field



GLENN SPENCER
Defensive Coordinator/Linebackers
Seventh Year at Oklahoma State
Gameday Location: Field



TIM DUFFIE
Safeties
Second Year at Oklahoma State
Gameday Location: Press Box



JASON RAY
Receivers
Second Year at Oklahoma State
Gameday Location: Press Box



MIKE YURCICH
Offensive Coordinator/Quarterbacks
Second Year at Oklahoma State
Gameday Location: Press Box



OKLAHOMA STATE NUMERICAL ROSTER

No.	Name	Pos.	Ht.	Wt.	Exp.	Hometown/Previous School
1	Kevin Peterson	CB	5-11	185	Jr-2L	Wagoner, OK/Wagoner
1	Ra'Shaad Samples	WR	5-11	178	Fr-RS	Dallas, TX/Skyline
2	Darius Curry	CB	6-1	190	Fr-RS	Flowery Branch, GA/Flowery Branch
2	Caleb Muncrief	WR	5-8	190	Jr-1L	Madill, OK/Madill
3	Marcell Ateman	WR	6-4	210	So-1L	Dallas, TX/Wylie East
3	Chris Hardeman	CB	5-9	178	Fr-HS	Houston, TX/Alief Taylor
4	Dylan Harding	S	6-2	190	Fr-HS	Jenks, OK/Jenks
4	J.W. Walsh	QB	6-2	205	Jr-2L	Denton, TX/Guyer
5	Jerel Morrow	S	6-0	180	Fr-RS	Emporia, KS/Emporia
5	Blake Webb	WR	5-11	190	So-1L	The Woodlands, TX/The Woodlands
6	Keenen Brown	WR	6-3	205	Fr-HS	Houston, TX/Alief Taylor
6	Ashton Lampkin	CB	5-11	180	Jr-2L	Arlington, TX/Dunbar
7	Brandon Sheperd	WR	6-1	195	Jr-2L	St. Louis, MO/Parkway Central
7	Tre Flowers	S	6-3	190	Fr-RS	Converse, TX/Judson
8	C.J. Curry	WR	6-2	205	So-1L	Flowery Branch, GA/Flowery Branch
9	Gyasi Akem	LB	6-1	210	Fr-HS	Broken Arrow, OK/Broken Arrow
10	Seth Jacobs	LB	6-2	220	So-1L	Arroyo Grande, CA/Arroyo Grande
10	Mason Rudolph	QB	6-4	217	Fr-HS	Rock Hill, SC/ Northwestern
11	Tre Roberts	S	6-2	202	Fr-HS	Houston, TX/Eisenhower
12	Daxx Garman	QB	6-2	205	Jr-TR	Southlake, TX/Carroll/Arizona
12	Kirk Tucker	LB	6-2	190	Fr-HS	Tucker, GA/Tucker
13	David Glidden	WR	5-7	185	Jr-1L	Mustang, OK/Mustang
13	Jordan Sterns	S	6-1	205	So-1L	Cibolo, TX/Steele
14	Taylor Cornelius	QB	6-6	184	Fr-HS	Bushland, TX/Bushland
14	Josh Furman	LB	6-2	202	Sr-TR	Annapolis, MD/Old Mill/Michigan
15	Elliott Jeffcoat	S	5-10	190	Sr-Sq	Batesburg-Leesville, SC/High
15	Chris Lacy	WR	6-3	191	Fr-HS	DeSoto, TX/DeSoto
16	Deric Robertson	S	6-2	200	So-1L	Killeen, TX/Killeen
17	Austin Hays	WR	6-2	185	So-1L	San Antonio, TX/Ronald Reagan
18	Ramon Richards	CB	6-0	180	Fr-HS	San Antonio, TX/Brackenridge
19	Ben Grogan	K	6-1	186	So-1L	Arlington, TX/Martin
19	Justin Phillips	LB	6-0	215	Fr-HS	Pearland, TX/Pearland
20	Larry Stephens	S	5-10	185	Sr-2L	Houston, TX/North Shore
22	Otis Gates	RB	5-7	202	Jr-Sq	Newnan, GA/Newnan
22	Juwan Offray	CB	5-11	180	Fr-HS	New Orleans, LA/Edna Karr
23	Rennie Childs	RB	5-10	205	So-1L	Houston, TX/Cypress Ridge
24	Tyreek Hill	ATH	5-10	185	Jr-TR	Pearson, GA/Coffee/Garden City CC
25	Taylor Lewis	CB	6-0	180	Fr-RS	Dallas, TX/DeSoto
26	Desmond Roland	RB	6-2	210	Sr-2L	Dallas, TX/Lake Highlands
26	Matt Newsome	S	5-11	165	Fr-HS	Sugar Land, TX/Clements
27	Corey Bennett	RB	5-9	205	Jr-Sq	Choctaw, OK/Choctaw
28	James Washington	WR	6-0	193	Fr-HS	Stamford, TX/Stamford
28	DeShawn Franklin	S	5-11	200	Sr-Sq	Gainesville, TX/Gainesville
29	Cameron Gravelle	WR	6-0	195	Sr-Sq	Austin, TX/Anderson
29	Zach Sinor	P	5-11	190	Fr-HS	Castroville, TX/Medina Valley
30	Bryant Reber	CB	6-0	185	Jr-Sq	Leawood, KS/Blue Valley
30	Raymond Taylor	RB	5-7	190	Jr-Sq	Wichita, KS/Collegiate/Kansas State
32	Kris Catlin	LB	6-1	225	Jr-2L	San Antonio, TX/Madison
33	Archibald Ocloo-Lee	CB	5-8	180	So-Sq	Moore, OK/Westmoore
33	Sione Palelei	RB	5-10	196	Fr-HS	Gonzales, LA/East Ascension
35	Andre Dowuona-Hammond	DE	6-2	235	Fr-HS	Yukon, OK/Yukon
35	Kip Smith	P	6-1	235	Sr-1L	Broomfield, CO/Legacy/UCLA
36	Miketavius Jones	CB	5-10	175	Jr-2L	Houston, TX/North Shore
36	Nate Miller	WR	5-10	185	Jr-Sq	Lawton, OK/MacArthur
37	Derek Deeds	S	5-9	194	So-Sq	Yukon, OK/Yukon/Washburn
38	Emmanuel Ogbah	DE	6-4	270	So-1L	Houston, TX/George Bush
39	Teddy Johnson	FB	5-11	225	Sr-3L	Coppell, TX/Coppell
40	Devante Averette	LB	6-0	235	Jr-TR	Melvindale, MI/Melvindale/Elsworth CC
41	Britton Abbott	FB	6-3	230	Fr-HS	Liberal, KS/Liberal
42	Demarcus Sherod	LB	6-0	225	So-1L	Decatur, GA/Columbia
44	Jeremy Seaton	FB/TE	6-2	250	Jr-2L	Cashion, OK/Cashion
45	Chad Whitener	LB	6-1	240	So-TR	Mansfield, TX/Mansfield/California
46	Derek Branson	FB	6-2	250	Sr-1L	McKinney, TX/Boyd
46	Shawn Ackley	DT	6-4	265	Jr-Sq	Cleveland, OK/Cleveland/Lindenwood
47	Brian Ciszewski	LB	5-11	188	Fr-HS	Flower Mound, TX/Marcus
47	Blake Jarwin	TE	6-5	240	So-Sq	Tuttle, OK/Tuttle
48	Dawson Bassett	TE	6-4	228	Fr-RS	Tuttle, OK/Tuttle
49	Kevin King	K	5-10	175	Jr-Sq	Jenks, OK/Jenks

No.	Name	Pos.	Ht.	Wt.	Exp.	Hometown/Previous School
49	Ryan Lester	FB	5-10	225	Sr-Sq	Muskogee, OK/Muskogee
50	Josh Mabin	LB	6-2	227	Fr-HS	Houston, TX/Klein Oak
50	Zac Veatch	OL	6-4	290	So-1L	Broken Arrow, OK/Broken Arrow
52	Ryan Simmons	LB	6-0	235	Jr-2L	Cibolo, TX/Steele
53	Zac Faires	LS	6-3	200	Jr-TR	Edinburg, TX/Texas Southern
54	Josh Elias	LS	6-0	195	Jr-TR	San Jose, CA/Valley Christian/Arizona
57	Paul Lewis	OL	6-3	295	So-1L	Houston, TX/North Shore
58	Daniel Koenig	OL	6-6	300	Sr-3L	Cape Coral, FL/Cape Coral
59	Matt Hockett	K	6-3	185	Fr-HS	Norman, OK/Norman
60	Zachary Crabtree	OL	6-7	290	Fr-RS	Mansfield, TX/Mansfield
61	Kaleb Smith	LS	6-3	250	Fr-RS	Aledo, TX/All Saints Episcopal
63	Deonte Cruse	DT	6-0	300	Sr-Sq	Murfreesboro, TN/Siegel/NEO A&M JC
64	Jesse Robinson	OL	6-6	310	Fr-RS	Bedford, TX/L.D. Bell
66	Lemaefe Galea'i	OL	6-5	330	Fr-HS	Eules, TX/Trinity
67	Brandon Garrett	OL	6-5	295	Sr-1L	Deer Park, TX/Deer Park/Trinity Valley CC
68	Deionte Noel	OL	6-3	300	Fr-HS	Cibolo, TX/Steele
69	Devin Davis	OL	6-5	312	So-1L	Nacogdoches, TX/Nacogdoches
70	Ben Hughes	DT	6-3	310	Fr-RS	Waco, TX/University
71	Brad Lundblade	OL	6-3	290	Fr-HS	Argyle, TX/Liberty Christian
72	Robert Loloife	DE	6-2	250	Fr-HS	Midwest City, OK/Carl Albert
72	Zachary Hargrove	OL	6-2	356	Jr-Sq	Tulsa, OK/Edison/Tulsa CC
73	Grant Canis	OL	6-2	275	So-Sq	Midland, TX/Midland
74	Michael Wilson	OL	6-6	300	So-Sq	Aledo, TX/Aledo
75	Chris Grisbhy	OL	6-5	325	Sr-1L	Clute, TX/Brazoswood/Blinn CC
76	Colby Hegwood	OL	6-5	320	Jr-Sq	Flowood, MS/NW Rankin/Pearl River CC
77	Jaxon Salinas	OL	6-4	305	Fr-RS	Irving, TX/Irving
78	Matthew Mucha	OL	6-6	255	Fr-HS	Seabrook, TX/Clear Lake
79	Jack Kurzu	OL	6-4	305	Fr-RS	St. Louis, MO/Mary Institute Country Day
80	Kameron Doolittle	WR	5-8	200	Jr-Sq	Edmond, OK/Memorial/NEO A&M JC
81	Jhajuan Seales	WR	6-2	198	So-1L	Port Arthur, TX/Memorial
82	Cole Neph	WR	6-3	205	Fr-HS	Owasso, OK/Owasso
82	Cole Walterscheid	DE	6-6	210	Fr-HS	Muenster, TX/Muenster
83	Brendan Fagan	WR	6-2	200	Jr-Sq	Flower Mound, TX/Marcus
84	Christian Schroeder	WR	5-11	190	Sr-Sq	Grapevine, TX/Grapevine
85	Jordan Frazier	TE	6-5	242	Fr-HS	Springfield, MO/Lighthouse Christian
86	Jarrell Owens	DE	6-3	240	Fr-HS	Palestine, TX/Palestine
87	Tyler Holcomb	TE	6-3	228	Fr-RS	Edmond, OK/Memorial
87	Victor Irokansi	DE	6-3	240	So-Sq	Pflugerville, TX/Hendrickson
89	Luke Timian	WR	6-1	185	Fr-HS	Southlake, TX/Carroll
89	Sam Wren	DE	6-2	255	Sr-1L	Palestine, TX/Palestine/Arizona Western CC
90	Trace Clark	DE	6-4	255	Jr-2L	Wichita, KS/Collegiate School
91	James Castleman	DT	6-2	300	Sr-3L	Amarillo, TX/Amarillo
92	Jimmy Bean	DE	6-5	250	Jr-1L	Denton, TX/Guyer
94	Jordan Brailford	DE	6-3	225	Fr-HS	Tulsa, OK/Booker T. Washington
95	Vili Leveni	DE	6-3	270	Fr-RS	Hurst, TX/L.D. Bell
96	Vincent Taylor	DT	6-3	290	Fr-RS	San Antonio, TX/James Madison
97	Eric Davis	DT	6-3	290	So-1L	Tyler, TX/John Tyler
98	Ofa Hautau	DT	6-2	290	Sr-1L	Salt Lake City, UT/East/Snow College
99	Trey Carter	DE	6-4	250	Fr-HS	Dallas, TX/Pinkston

PRONUNCIATIONS

1	Ra'Shaad Samples	ruh-SHOD	50	Josh Mabin	MAY-bin
5	Jerel Morrow	juh-RELL	58	Daniel Koenig	CONE-ig
9	Gyasi Akem	JAH-see AH-kem	66	Lemaefe Galea'i	lem-AH-eh-feh
11	Tre Roberts	TRAY			NAW-lay-eye
22	Juwan Offray	joo-WAHN OH-fray	75	Chris Grisbhy	GRIZZ-bee
29	Zach Sinor	SIGH-ner	78	Matthew Mucha	MOO-ha
33	Sione Palelei	see-OH-nay	81	Jhajuan Seales	juh-WAHN seals
		PAW-luh-lay	86	Jarrell Owens	juh-RELL
36	Miketavius Jones	mike-TAY-vee-us	87	Victor Irokansi	eer-oh-KANN-see
38	Emmanuel Ogbah	AWG-buh	95	Vili Leveni	VILL-ee luh-VEN-ee
40	Devante Averette	de-VAHN-tay AV-er-ett	98	Ofa Hautau	OH-fuh HOW-tao
42	Demarcus Sherod	shu-ROD			



OKLAHOMA STATE ALPHABETICAL ROSTER

No.	Name	Pos.	Ht.	Wt.	Exp.	Hometown/Previous School
41	Britton Abbott	FB	6-3	230	Fr-HS	Liberal, KS/Liberal
46	Shawn Ackley	DT	6-4	265	Jr-Sq	Cleveland, OK/Cleveland/Lindenwood
9	Gyasi Akem	LB	6-1	210	Fr-HS	Broken Arrow, OK/Broken Arrow
3	Marcell Ateman	WR	6-4	210	So-1L	Dallas, TX/Wylie East
40	Devante Averette	LB	6-0	235	Jr-TR	Melvindale, MI/Melvindale/Ellsworth CC
48	Dawson Bassett	TE	6-4	228	Fr-RS	Tuttle, OK/Tuttle
92	Jimmy Bean	DE	6-5	250	Jr-1L	Denton, TX/Guyer
27	Corey Bennett	RB	5-9	205	Jr-Sq	Choctaw, OK/Choctaw
94	Jordan Brailford	DE	6-3	225	Fr-HS	Tulsa, OK/Booker T. Washington
46	Derek Branson	FB	6-2	250	Sr-1L	McKinney, TX/Boyd
6	Keenen Brown	WR	6-3	205	Fr-HS	Houston, TX/Alief Taylor
73	Grant Canis	OL	6-2	275	So-Sq	Midland, TX/Midland
99	Trey Carter	DE	6-4	250	Fr-HS	Dallas, TX/Pinkston
91	James Castleman	DT	6-2	300	Sr-3L	Amarillo, TX/Amarillo
32	Kris Catlin	LB	6-1	225	Jr-2L	San Antonio, TX/Madison
23	Rennie Childs	RB	5-10	205	So-1L	Houston, TX/Cypress Ridge
47	Brian Ciszewski	LB	5-11	188	Fr-HS	Flower Mound, TX/Marcus
90	Trace Clark	DE	6-4	255	Jr-2L	Wichita, KS/Collegiate School
14	Taylor Cornelius	QB	6-6	184	Fr-HS	Bushland, TX/Bushland
60	Zachary Crabtree	OL	6-7	290	Fr-RS	Mansfield, TX/Mansfield
63	Deonte Cruse	DT	6-0	300	Sr-Sq	Murfreesboro, TN/Siegel/NEO A&M JC
8	C.J. Curry	WR	6-2	205	So-1L	Flowery Branch, GA/Flowery Branch
2	Darius Curry	CB	6-1	190	Fr-RS	Flowery Branch, GA/Flowery Branch
69	Devin Davis	OL	6-5	312	So-1L	Nacogdoches, TX/Nacogdoches
97	Eric Davis	DT	6-3	290	So-1L	Tyler, TX/John Tyler
37	Derek Deeds	S	5-9	194	So-Sq	Yukon, OK/Yukon/Washburn
80	Kameron Doolittle	WR	5-8	200	Jr-Sq	Edmond, OK/Memorial/NEO A&M JC
35	Andre Dowuona-Hammond	DE	6-2	235	Fr-HS	Yukon, OK/Yukon
54	Josh Elias	LS	6-0	195	Jr-TR	San Jose, CA/Valley Christian/Arizona
83	Brendan Fagan	WR	6-2	200	Jr-Sq	Flower Mound, TX/Marcus
53	Zac Faires	LS	6-3	200	Jr-TR	Edinburg, TX/Texas Southern
7	Tre Flowers	S	6-3	190	Fr-RS	Converse, TX/Judson
28	DeShawn Franklin	S	5-11	200	Sr-Sq	Gainesville, TX/Gainesville
85	Jordan Frazier	TE	6-5	242	Fr-HS	Springfield, MO/Lighthouse Christian
14	Josh Furman	LB	6-2	202	Sr-Tr	Annapolis, MD/Old Mill/Michigan
66	Lemaefe Galea'i	OL	6-5	330	Fr-HS	Eules, TX/Trinity
12	Daxx Garman	QB	6-2	205	Jr-TR	Southlake, TX/Carroll/Arizona
67	Brandon Garrett	OL	6-5	295	Sr-1L	Deer Park, TX/Deer Park/Trinity Valley CC
22	Otis Gates	RB	5-7	202	Jr-Sq	Newnan, GA/Newnan
13	David Glidden	WR	5-7	185	Jr-1L	Mustang, OK/Mustang
29	Cameron Gravelle	WR	6-0	195	Sr-Sq	Austin, TX/Anderson
75	Chris Grisbhy	OL	6-5	325	Sr-1L	Clute, TX/Brazoswood/Blinn CC
19	Ben Grogan	K	6-1	186	So-1L	Arlington, TX/Martin
3	Chris Hardeman	CB	5-9	178	Fr-HS	Houston, TX/Alief Taylor
4	Dylan Harding	S	6-2	190	Fr-HS	Jenks, OK/Jenks
72	Zachary Hargrove	OL	6-2	356	Jr-Sq	Tulsa, OK/Edison/Tulsa CC
98	Ofa Hautau	DT	6-2	290	Sr-1L	Salt Lake City, UT/East/Snow College
17	Austin Hays	WR	6-2	185	So-1L	San Antonio, TX/Ronald Reagan
76	Colby Hegwood	OL	6-5	320	Jr-Sq	Flowood, MS/NW Rankin/Pearl River CC
24	Tyreek Hill	ATH	5-10	185	Jr-TR	Pearson, GA/Coffee/Garden City CC
59	Matt Hockett	K	6-3	185	Fr-HS	Norman, OK/Norman
87	Tyler Holcomb	TE	6-3	228	Fr-RS	Edmond, OK/Memorial
70	Ben Hughes	DT	6-3	310	Fr-RS	Waco, TX/University
87	Victor Irokansi	DE	6-3	240	So-Sq	Pflugerville, TX/Hendrickson
10	Seth Jacobs	LB	6-2	220	So-1L	Arroyo Grande, CA/Arroyo Grande
47	Blake Jarwin	TE	6-5	240	So-Sq	Tuttle, OK/Tuttle
15	Elliott Jeffcoat	S	5-10	190	Sr-Sq	Batesburg-Leesville, SC/High
39	Teddy Johnson	FB	5-11	225	Sr-3L	Coppell, TX/Coppell
36	Miketavious Jones	CB	5-10	175	Jr-2L	Houston, TX/North Shore
49	Kevin King	K	5-10	175	Jr-Sq	Jenks, OK/Jenks
58	Daniel Koenig	OL	6-6	300	Sr-3L	Cape Coral, FL/Cape Coral
79	Jack Kurzu	OL	6-4	305	Fr-RS	St. Louis, MO/Mary Institute Country Day
15	Chris Lacy	WR	6-3	191	Fr-HS	DeSoto, TX/DeSoto
6	Ashton Lampkin	CB	5-11	180	Jr-2L	Arlington, TX/Dunbar
49	Ryan Lester	FB	5-10	225	Sr-Sq	Muskogee, OK/Muskogee
95	Vili Leveni	DE	6-3	270	Fr-RS	Hurst, TX/L.D. Bell
57	Paul Lewis	OL	6-3	295	So-1L	Houston, TX/North Shore
25	Taylor Lewis	CB	6-0	180	Fr-RS	Dallas, TX/DeSoto

No.	Name	Pos.	Ht.	Wt.	Exp.	Hometown/Previous School
72	Robert Lolofie	DE	6-2	250	Fr-HS	Midwest City, OK/Carl Albert
71	Brad Lundblade	OL	6-3	290	Fr-HS	Argyle, TX/Liberty Christian
50	Josh Mabin	LB	6-2	227	Fr-HS	Houston, TX/Klein Oak
36	Nate Miller	WR	5-10	185	Jr-Sq	Lawton, OK/MacArthur
5	Jerel Morrow	S	6-0	180	Fr-RS	Emporia, KS/Emporia
78	Matthew Mucha	OL	6-6	255	Fr-HS	Seabrook, TX/Clear Lake
2	Caleb Muncrief	WR	5-8	190	Jr-1L	Madill, OK/Madill
82	Cole Neph	WR	6-3	205	Fr-HS	Owasso, OK/Owasso
26	Matthew Newsome	S	5-11	165	Fr-HS	Sugar Land, TX/Clements
68	Deionte Noel	OL	6-3	300	Fr-HS	Cibolo, TX/Steele
33	Archibald Ocloo-Lee	CB	5-8	180	So-Sq	Moore, OK/Westmoore
22	Juwon Offray	CB	5-11	180	Fr-HS	New Orleans, LA/Edna Karr
38	Emmanuel Ogbah	DE	6-4	270	So-1L	Houston, TX/George Bush
86	Jarrell Owens	DE	6-3	240	Fr-HS	Palestine, TX/Palestine
33	Sione Palelei	RB	5-10	196	Fr-HS	Gonzales, LA/East Ascension
1	Kevin Peterson	CB	5-11	185	Jr-2L	Wagoner, OK/Wagoner
19	Justin Phillips	LB	6-0	215	Fr-HS	Pearland, TX/Pearland
30	Bryant Reber	CB	6-0	185	Jr-Sq	Leawood, KS/Blue Valley
18	Ramon Richards	CB	6-0	180	Fr-HS	San Antonio, TX/Brackenridge
11	Tre Roberts	S	6-2	202	Fr-HS	Houston, TX/Eisenhower
16	Deric Robertson	S	6-2	200	So-1L	Killeen, TX/Killeen
64	Jesse Robinson	OL	6-6	310	Fr-RS	Bedford, TX/L.D. Bell
26	Desmond Roland	RB	6-2	210	Sr-2L	Dallas, TX/Lake Highlands
10	Mason Rudolph	QB	6-4	217	Fr-HS	Rock Hill, SC/Northwestern
77	Jason Salinas	OL	6-4	305	Fr-RS	Irving, TX/Irving
1	Ra'Shaad Samples	WR	5-11	178	Fr-RS	Dallas, TX/Skyline
84	Christian Schroeder	WR	5-11	190	Sr-Sq	Grapevine, TX/Grapevine
81	Jhajuan Seales	WR	6-2	198	So-1L	Port Arthur, TX/Memorial
44	Jeremy Seaton	FB/TE	6-2	250	Jr-2L	Cashion, OK/Cashion
7	Brandon Sheperd	WR	6-1	195	Jr-2L	St. Louis, MO/Parkway Central
42	Demarcus Sherod	LB	6-0	225	So-1L	Decatur, GA/Columbia
52	Ryan Simmons	LB	6-0	235	Jr-2L	Cibolo, TX/Steele
29	Zach Sinor	P	5-11	190	Fr-HS	Castroville, TX/Medina Valley
61	Kaleb Smith	LS	6-3	250	Fr-RS	Aledo, TX/All Saints Episcopal
35	Kip Smith	P	6-1	235	Sr-1L	Broomfield, CO/Legacy/UCLA
20	Larry Stephens	S	5-10	185	Sr-2L	Houston, TX/North Shore
13	Jordan Sterns	S	6-1	205	So-1L	Cibolo, TX/Steele
30	Raymond Taylor	RB	5-7	190	Jr-Sq	Wichita, KS/Collegiate/Kansas State
96	Vincent Taylor	DT	6-3	290	Fr-RS	San Antonio, TX/James Madison
89	Luke Timian	WR	6-1	185	Fr-HS	Southlake, TX/Carroll
12	Kirk Tucker	LB	6-2	190	Fr-HS	Tucker, GA/Tucker
50	Zac Veatch	OL	6-4	290	So-1L	Broken Arrow, OK/Broken Arrow
4	J.W. Walsh	QB	6-2	205	Jr-2L	Denton, TX/Guyer
82	Cole Walterscheid	DE	6-6	210	Fr-HS	Muenster, TX/Muenster
28	James Washington	WR	6-0	193	Fr-HS	Stamford, TX/Stamford
5	Blake Webb	WR	5-11	190	So-1L	The Woodlands, TX/The Woodlands
45	Chad Whitener	LB	6-1	240	So-Tr	Mansfield, TX/Mansfield/California
74	Michael Wilson	OL	6-6	300	So-Sq	Aledo, TX/Aledo
89	Sam Wren	DE	6-2	255	Sr-1L	Palestine, TX/Palestine/Arizona Western CC

PRONUNCIATIONS

9	Gyasi Akem	JAH-see AH-kem	78	Matthew Mucha	MOO-wah
40	Devante Averette	de-VAHN-tay AV-er-ett	22	Juwon Offray	joo-WAHN OH-frac
66	Lemaefe Galea'i	lem-AH-eh-feh	38	Emmanuel Ogbah	AWG-buh
		naw-LAY-eye	86	Jarrell Owens	juh-RELL
75	Chris Grisbhy	GRIZZ-bee	33	Sione Palelei	see-OH-nay
98	Ofa Hautau	OH-fuh HOW-tao			PAW-luh-lay
87	Victor Irokansi	eer-oh-KANN-see	11	Tre Roberts	TRAY
36	Miketavious Jones	mike-TAY-vee-us	1	Ra'Shaad Samples	ruh-SHOD
58	Daniel Koenig	CONE-ig	81	Jhajuan Seales	juh-WAHN seals
95	Vili Leveni	VILL-ee luh-VEN-ee	42	Demarcus Sherod	shu-ROD
50	Josh Mabin	MAY-bin	29	Zach Sinor	SIGH-ner
5	Jerel Morrow	juh-RELL			



GAME NOTES



LAST MEETING

Nov. 2, 2013 | Jones AT&T Stadium
Attendance: 61,836 | TV: FOX

OKLAHOMA STATE 18/12 **52**

TEXAS TECH 15/15 **34**

Captains: Parker Graham, Brandon Webb, Zack Craig, Ashton Lampkin

LUBBOCK - Oklahoma State raced out to a 21-0 lead to start its game at No. 15 Texas Tech and never surrendered its advantage in claiming a 52-34 win over the Red Raiders in front of a record crowd at Jones AT&T Stadium in Lubbock.

Score by Quarters	1	2	3	4	Score
Oklahoma State	21	7	21	3	52
Texas Tech	3	21	7	3	34

Scoring Summary

1st	07:17	OSU	Moore, Tracy 6 yd pass from Chelf (Grogan kick)
			10-84 3:33, OSU 7 - TTU 0
	06:04	OSU	Roland, Desmond 1 yd run (Grogan, Ben kick)
			3-45 0:37, OSU 14 - TTU 0
	04:09	OSU	Roland, Desmond 1 yd run (Grogan, Ben kick)
			4-15 0:46, OSU 21 - TTU 0
	01:33	TTU	Bustin, Ryan 32 yd field goal
			9-60 2:36, OSU 21 - TTU 3
2nd	14:49	TTU	Ward, Eric 38 yd pass from Webb, Davis (Bustin kick)
			2-51 0:26, OSU 21 - TTU 10
	10:22	OSU	Seaton, Jeremy 1 yd pass from Chelf (Grogan kick)
			11-75 4:27, OSU 28 - TTU 10
	05:17	TTU	Robertson, Pete 21 yd INT return (Bustin kick)
			OSU 28 - TTU 17
	02:00	TTU	Williams, Kenny 2 yd run (Bustin, Ryan kick)
			5-63 2:10, OSU 28 - TTU 24
3rd	09:58	OSU	Roland, Desmond 3 yd run (Grogan, Ben kick)
			4-11 1:58, OSU 35 - TTU 24
	07:50	OSU	Chelf, Clint 67 yd run (Grogan, Ben kick)
			3-68 0:46, OSU 42 - TTU 24
	04:31	TTU	Amaro, Jace 1 yd pass from Webb, D. (Bustin kick)
			6-55 2:02, OSU 42 - TTU 31
	01:44	OSU	Chelf, Clint 8 yd run (Grogan, Ben kick)
			9-75 2:47, OSU 49 - TTU 31
4th	13:33	TTU	Bustin, Ryan 26 yd field goal
			9-60 3:11, OSU 49 - TTU 34
	10:43	OSU	Grogan, Ben 41 yd field goal
			7-32 2:50, OSU 52 - TTU 34

	OSU	TTU
FIRST DOWNS	24	35
RUSHES-YARDS (NET)	55-281	26-124
PASSING YDS (NET)	211	425
Passes Att-Comp-Int	34-18-2	71-45-2
TOTAL OFFENSE PLAYS-YARDS	89-492	97-549
Fumble Returns-Yards	0-0	0-0
Punt Returns-Yards	5-86	2-6
Kickoff Returns-Yards	1-23	4-98
Interception Returns-Yards	2-16	2-36
Punts (Number-Avg)	7-34.6	6-36.8
Fumbles-Lost	1-0	3-1
Penalties-Yards	10-97	8-75
Possession Time	29:59	30:01
Third-Down Conversions	5 of 16	4 of 15
Fourth-Down Conversions	2 of 2	0 of 2
Red-Zone Scores-Chances	6-6	4-7
Sacks By: Number-Yards	1-7	0-0

RUSHING: Oklahoma State-Roland, Desmond 31-96; Chelf, Clint 6-88; Childs, Rennie 9-70; Smith, Jeremy 5-28; Stewart, Josh 2-4; TEAM 2-minus 5. Texas Tech-Washington, De. 10-69; Williams, Kenny 9-45; Grant, Jakeem 2-8; Webb, Davis 4-4; Foster, SaDale 1-minus 2.

PASSING: Oklahoma State-Chelf, Clint 18-34-2-211. Texas Tech-Webb, Davis 45-71-2-425.

RECEIVING: Oklahoma State-Stewart, Josh 6-27; Seales, Jhajuan 3-78; Moore, Tracy 3-37; Ateman, Marcell 2-25; Smith, Jeremy 1-17; Glidden, David 1-14; Moore, Charlie 1-12; Seaton, Jeremy 1-1. Texas Tech-Amaro, Jace 15-174; Ward, Eric 8-86; Grant, Jakeem 6-69; Davis, Jordan 5-37; Washington, De. 5-25; Williams, Kenny 4-31; Davis, Reginald 2-3.

INTERCEPTIONS: Oklahoma State-Lewis, Shaun 1-16; Lavey, Caleb 1-0. Texas Tech-Robertson, Pete 1-21; Ward, Keenon 1-15.

FUMBLES: Oklahoma State-Chelf, Clint 1-0. Texas Tech-Amaro, Jace 2-1; Davis, Reginald 1-0.

Game Notes

THE BASICS

The Oklahoma State football team (2-1 overall) hosts Texas Tech (2-1 overall) Thursday in Boone Pickens Stadium in the Big 12 opener for both squads.

ON THE AIR

The game will be televised by ESPN with Rece Davis, Jesse Palmer, David Pollack and Samantha Ponder calling the action. The contest will also be carried live on the Cowboy Radio Network, with Dave Hunziker handling play-by-play, John Holcomb providing analysis and Robert Allen reporting from the sideline.

IN THE POLLS

Oklahoma State is No. 25 in the Associated Press poll and receiving votes in the Amway Coaches Poll. Texas Tech is unranked.

THURSDAY NIGHT LIGHTS

When the Cowboys and Red Raiders clash this week, it marks the fifth time that Oklahoma State has played on Thursday night. OSU is 4-1 in those contests and has won four straight after dropping its Thursday night debut to eventual national champion Nebraska in 1995.

A pair of the most memorable games of the Mike Gundy era were played on Thursday nights in Boone Pickens Stadium, with Brandon Weeden making a name for himself by coming off the bench at halftime to lift the Cowboys to victory over Colorado in 2009 and Dan Bailey kicking a game-winning field goal with no time on the clock to sink Texas A&M in 2010. A look at the Cowboys' Thursday night history:

1995 vs. No. 2 Nebraska	L	21-64	Eventual champion Huskers beat OSU in Bob Simmons' coaching debut
2005 at Florida Atlantic	W	23-3	First road win of the Mike Gundy era
2009 vs. Colorado	W	31-28	Signature game from Brandon Weeden, who came off the bench to engineer win
2010 vs. Texas A&M	W	38-35	Shaun Lewis interception set up Dan Bailey game-winner with no time left
2011 vs. Arizona	W	37-14	Weeden, Blackmon, Randle too much for Nick Foles-led Wildcats

AN OKLAHOMA STATE WIN WOULD...

- Mark the Cowboys' sixth straight over Texas Tech, dating back to 2008.
- Improve the Cowboys to 13-2 in their last 15 Big 12 Conference games played in Boone Pickens Stadium.
- Be the Cowboys' 25th consecutive home win over an unranked opponent, dating back to a loss to Houston in 2009.
- Improve the Cowboys to 34-4 in their last 38 games against unranked opponents, dating back to 2010.
- Mark the Cowboys' eighth straight over a team from Texas.
- Improve the Cowboys to 22-3 in their last 25 games against teams from the state of Texas, dating back to 2009.
- Improve the Cowboys to 24-2 in home games played in September during the Mike Gundy era (2005-present).

AN OKLAHOMA STATE LOSS WOULD...

- Snap the Cowboys five-game win streak over Texas Tech.
- Snap the Cowboys' 24-game home win streak over unranked opponents that dates back to 2009.
- Snap the Cowboys' seven-game win streak over teams from the state of Texas.
- Be only its fifth loss to an unranked opponent since the start of the 2010 season.
- Be only its third in a September home game since Mike Gundy took over the program in 2005.

CONNECTIONS

- Perhaps the most notable connection between Oklahoma State and Texas Tech is one that won't be seen on Saturday - Dana Holgorsen. Holgorsen spent eight seasons (2000-07) as Mike Leach's right-hand man in Lubbock before moving on to Houston for a couple seasons and then on to Oklahoma State in 2010, where he was a central figure in installing Oklahoma State's current offensive system.
- Oklahoma State coach Mike Gundy and Texas Tech coach Kliff Kingsbury are two of 12 head coaches - and the only two in the Big 12 - working at their alma mater. Gundy quarterbacked Oklahoma State from 1986-89 and Kingsbury quarterbacked Texas Tech from 1999-2002.
- Oklahoma State running backs coach Jermal Singleton and Texas Tech defensive coordinator Matt Wallerstedt were on the same coaching staff at Air Force from 2008-10.
- Oklahoma State receivers coach Kasey Dunn and Texas Tech offensive line coach Lee Hays were on the same coaching staff at Baylor in 2007.
- Oklahoma State linebacker Ryan Simmons and safety Jordan Sterns played for Texas Tech running backs coach Mike Jinks at Cibolo Steele HS outside of San Antonio, where Jinks served as head coach from 2005-12. Simmons was a central figure in Steele winning the 2010 Class 5A Division II Texas state championship.



GAME NOTES

- Oklahoma State receiver Jhajuan Seales and Texas Tech running back Jalen Barnes both hail from Memorial HS in Port Arthur, Texas.
- Texas Tech safety Derrick Dixon played alongside Oklahoma State receiver Ra'Shaad Samples at Skyline HS in Dallas, where both were coached by Samples' father, Reginald.
- Oklahoma State receiver Austin Hays attended Ronald Reagan HS in San Antonio, the same school that produced Texas Tech receiver Kash Knutson and deep snapper Kyle Heffron.
- Oklahoma State defensive tackle James Castleman hails from Amarillo, Texas, which is about an hour and 45 minutes north of Lubbock.
- Texas Tech receiver Cameron Batson hails from Oklahoma City.

THE SERIES

Despite Oklahoma State winning each of its last five and six of its last seven meetings with Texas Tech, the Red Raiders still hold a 21-17-3 all-time series lead over the Cowboys. The Cowboys' current five-game winning streak is the longest for either team in the series. OSU owns a 10-8 advantage in Stillwater and has won five straight over the Red Raiders in Boone Pickens Stadium. The last time Texas Tech tasted victory in Stillwater was 2001. Mike Gundy is 7-2 all-time vs. Texas Tech and 4-0 in Stillwater, while second-year Red Raider coach Kliff Kingsbury is 0-1 against the Cowboys following last year's 52-34 loss.

HIGH-POWERED HISTORY

If recent history is any indicator, expect fireworks when Oklahoma State and Texas Tech clash. At least 72 points have been scored in five of the last seven meetings between the Cowboys and Red Raiders. Some notable matchups between the two:

1988 - Oklahoma State 45, Texas Tech 42 (game played in Tokyo, Japan)

Just nine hours after being announced as the winner of the Heisman Trophy, Barry Sanders carried 42 times for 257 yards and four touchdowns and added four catches for 79 yards in lifting the Cowboys to victory. From the 6:32 mark of the second quarter through the 7:43 mark of the game, Oklahoma State and Texas Tech combined to score on 11 of 12 possessions. The two teams finished with a combined 1,194 yards of offense.

2003 in Stillwater - Oklahoma State 51, Texas Tech 49

Oklahoma State held a 48-21 lead entering the fourth quarter, but Texas Tech stormed back to cut the lead to 51-49 after a B.J. Symons-to-Wes Welker touchdown pass with 3:51 left. The Cowboys failed on a fake punt attempt on the ensuing drive to give the Red Raiders the ball on their own 35 yard line with 2:08 to play and a very real chance to take the lead. However, OSU defensive end Greg Richmond pressured Symons into an ill-timed pass that was intercepted by Jon Holland to lock up the Cowboy victory. The two teams combined for 1,334 yards of offense (673 for OSU and 661 for TTU) and 67 first downs. The game took four hours and 20 minutes.

2005 in Stillwater - Oklahoma State 24, No. 13 Texas Tech 17

In the only Big 12 win for Mike Gundy during his first season as head coach, the Cowboys, riding a five-game losing streak entering the game, improbably scored a win over 13th-ranked Texas Tech. OSU held the high-powered Red Raiders scoreless in the first half and without a touchdown until the fourth quarter. Still, the game was tied at 17 when the Cowboys took possession on their own 20 yard line with 6:43 to play. Behind its running game, OSU chewed up all but the game's final 23 seconds before quarterback Al Peña plunged in for the game-winning touchdown.

2006 in Lubbock - Texas Tech 30, Oklahoma State 24

The game wasn't decided until Bobby Reid's pass attempt to D'Juan Woods from 17 yards out fell incomplete in the end zone on the final play of the game. OSU raced to a 17-0 lead midway through the second quarter, but the Red Raiders rattled off 27 unanswered points of their own to take a 27-17 lead into the final stanza. Reid connected with Adarius Bowman for a 34-yard touchdown pass with 12:03 left to set the stage for a tense fourth quarter. The Red Raiders were able to keep the high-powered Cowboys off the scoreboard down the stretch to seal their win.

2007 in Stillwater - Oklahoma State 49, Texas Tech 45

After both teams' offenses ran amok throughout the contest, it was a defensive play - specifically a tipped pass by OSU safety Ricky Price in the end zone - that kept Texas Tech quarterback Graham Harrell from connecting with receiver Michael Crabtree on what would have the go-ahead score with just 19 seconds remaining. The game featured six ties and five lead changes. The two offenses combined for 1,328 yards of total offense, with Harrell passing for 646 yards and the Cowboys rushing for 378.

AP POLL, WEEK 4

RK	TEAM	RECORD	PTS
1	Florida State (37)	2-0	1466
2	Oregon (17)	3-0	1424
3	Alabama (1)	3-0	1346
4	Oklahoma (2)	3-0	1325
5	Auburn	2-0	1252
6	Texas A&M (3)	3-0	1195
7	Baylor	3-0	1134
8	LSU	3-0	1114
9	Notre Dame	3-0	917
10	Ole Miss	3-0	840
11	Michigan State	1-1	832
12	UCLA	3-0	807
13	Georgia	1-1	729
14	South Carolina	2-1	718
15	Arizona State	3-0	680
16	Stanford	2-1	560
17	USC	2-1	459
18	Missouri	3-0	446
19	Wisconsin	1-1	414
20	Kansas State	2-0	326
21	BYU	3-0	246
22	Clemson	1-1	209
23	Ohio State	2-1	204
24	Nebraska	3-0	172
25	Oklahoma State	2-1	126

Others receiving votes: North Carolina 82, Duke 55, Mississippi State 55, Virginia Tech 54, Penn State 51, East Carolina 44, TCU 42, Pittsburgh 40, Florida 31, Marshall 28, Boston College 22, West Virginia 14, Washington 14, Cincinnati 10, Virginia 6, Arkansas 3, Arizona 3, North Dakota State 3, Louisville 2

AMWAY COACHES POLL, WEEK 4

RK	TEAM	RECORD	PTS
1	Florida State (50)	2-0	1502
2	Alabama (1)	3-0	1408
3	Oregon (6)	3-0	1399
4	Oklahoma (4)	3-0	1390
5	Auburn	2-0	1297
6	Baylor	2-0	1179
7	Texas A&M	3-0	1159
8	LSU	3-0	1107
9	Notre Dame	3-0	966
10	UCLA	3-0	861
11	Michigan State	1-1	776
12	Ole Miss	3-0	769
13	Arizona State	3-0	732
14	Georgia	1-1	693
15	Stanford	2-1	561
16	South Carolina	2-1	529
17	Wisconsin	1-1	436
18	Ohio State	2-1	402
19	Missouri	3-0	382
20	Kansas State	2-0	381
21	USC	2-1	338
22	Nebraska	3-0	325
23	BYU	3-0	222
24	Clemson	1-1	207
25	North Carolina	2-0	128

Others receiving votes: Duke 100, Mississippi State 92, Oklahoma State 83, Florida 72, TCU 50, Virginia Tech 47, Washington 44, East Carolina 35, Penn State 26, Marshall 25, West Virginia 19, Arizona 18, Cincinnati 15, Northern Illinois 10, Oregon State 8, Louisville 8, Arkansas 7, Pittsburgh 5, Boston College 4, North Carolina State 4, Memphis 2, Virginia 1, Boise State 1



GAME NOTES

STATE OF THE PROGRAM

The Oklahoma State football program has risen to a new level of national prominence in recent years. A look:

MOST WINS, 2008-14

1. Alabama	75-9
2. Boise State	71-11
3. Oregon	70-12
4. Oklahoma	66-17
5. Ohio State	65-16
6. LSU	64-18
7. Florida State	63-20
8. Oklahoma State	61-20
8. Stanford	61-21
10. TCU	60-19

CONSECUTIVE YEARS WITH A BOWL GAME

Oklahoma State has appeared in a school-record eight consecutive bowl games, which marks the 13th-longest active streak in the nation. The list:

Team	Consecutive Bowl Appearances
1. Florida State	32
2. Virginia Tech	21
3. Georgia	17
3. Georgia Tech	17
5. Oklahoma	15
6. LSU	14
7. Boise State	12
7. Wisconsin	12
9. Alabama	10
10. BYU	9
10. Clemson	9
10. Oregon	9
13. Oklahoma State	8
14. Michigan State	7
15. Nebraska	6
15. Northern Illinois	6
15. Pittsburgh	6
15. South Carolina	6
19. Ohio	5
19. Stanford	5
19. Texas A&M	5

BIG 12 RECORD - CONFERENCE GAMES, 2008-14

Only two teams in the Big 12 have posted a winning record against the league every season since 2008, Oklahoma State and Oklahoma. West Virginia and TCU were not counted in these totals, as they joined the Big 12 in 2012.

	2008	2009	2010	2011	2012	2013	2014	Total
OU	7-1	5-3	6-2	6-3	8-1	7-2	0-0	39-12
OSU	5-3	6-2	6-2	8-1	5-4	7-2	0-0	37-14
UT	7-1	8-0	2-6	4-5	5-4	7-2	0-0	33-18
KSU	2-6	4-4	3-5	7-2	8-1	5-4	1-0	30-22
TTU	7-1	5-3	3-5	2-7	4-5	4-5	0-0	25-26
BU	2-6	1-7	4-4	6-3	4-5	8-1	0-0	25-26
ISU	0-8	3-5	3-5	3-6	3-6	2-7	0-1	14-38
KU	4-4	1-7	1-7	0-9	0-9	1-8	0-0	7-44

LAST YEAR'S MEETING - NO. 18 OKLAHOMA STATE 52, NO. 15 TEXAS TECH 34

Oklahoma State raced out to a 21-0 lead to start its game at No. 15 Texas Tech and never surrendered its advantage in claiming a 52-34 win over the Red Raiders in front of a record crowd at Jones AT&T Stadium in Lubbock.

The Cowboys rushed for 281 yards and five touchdowns, forced three Texas Tech turnovers, blocked a punt and returned a punt to the Red Raider 11-yard line to position themselves for success. However, perhaps the biggest deciding factor was red zone execution, as the Cowboys were six of six in the red zone with six touchdowns, while TTU was able to muster only two touchdowns and two field goals in its seven red zone trips.

Quarterback Clint Chelf was very effective in completing 18-of-34 passes for 211 yards and two touchdowns, but his contributions on the ground were particularly valuable, as he carried six times for 88 yards with two more touchdowns, highlighted by 67-yard scoring run that was a crushing blow to Texas Tech midway through the third quarter.

The win was Oklahoma State's fifth straight over Texas Tech and made the Cowboys the first team to beat the Red Raiders three straight times in Lubbock since Nebraska did it in 1994, 1996 and 2000.

NOTABLE STREAKS ENTERING THE TEXAS TECH GAME

- Oklahoma State has won five straight over Texas Tech and hasn't lost to the Red Raiders in Stillwater since 2001.
- Oklahoma State has won seven straight games over teams from Texas. Included in that is a 52-34 victory over then-No. 15 Texas Tech in Lubbock last season.
- Oklahoma State has won 24 straight home games over unranked opponents, dating back to 2009.
- Oklahoma State has scored 20 or more points in 55 consecutive games dating back to the start of the 2010 season. That streak is the longest active streak in the country and the second-longest since Division I split into the FBS/FCS in 1978, trailing only USC's 63 straight games of 20 or more points from Sept. 2, 2002 through Nov. 25, 2006.
- OSU has at least one touchdown drive of faster than two minutes in each of its last 38 games and in 54 of its last 55 contests.
- Dating back to 2005, the Cowboys have won 21 consecutive games when not committing a turnover.
- OSU has either won or tied the turnover battle in 23 of its last 27 games.
- Dating back to the 2008 season, the Cowboys have won 35 of their last 36 games when winning the turnover battle.

OKLAHOMA STATE VS. UNRANKED OPPONENTS

Since the start of the 2010 season, Oklahoma State is 32-4 against teams not ranked in the Associated Press Top 25. The Cowboys have won 23 straight home games over unranked opponents. The last unranked team to beat OSU in Boone Pickens Stadium was Houston in 2009.

Starting with the Cowboys' 2012 Heart of Dallas Bowl win over Purdue, OSU has won 10 of its last 11 overall against unranked opponents.

OKLAHOMA STATE VS. TEAMS FROM TEXAS

Oklahoma State is 21-3 in its last 24 games against teams from the state of Texas, dating back to 2009. The Cowboys were a perfect 6-0 against teams from the Lone Star State in 2013, highlighted by convincing road wins at No. 15 Texas Tech (52-34) and at No. 23 Texas (38-13) and a 49-17 pounding of No. 3 Baylor in Stillwater. OSU's last 24 games against teams from Texas:

2009 vs. Rice	W, 41-24
2009 at Texas A&M	W, 36-31
2009 at Baylor	W, 34-7
2009 vs. No. 3 Texas	L, 14-41
2009 vs. Texas Tech	W, 24-17
2010 vs. Texas A&M	W, 38-35
2010 at Texas Tech	W, 34-17
2010 vs. No. 22 Baylor	W, 55-28
2010 at Texas	W, 33-16
2011 at No. 8 Texas A&M	W, 30-29
2011 at No. 22 Texas	W, 38-26
2011 vs. Baylor	W, 59-24
2011 at Texas Tech	W, 66-6
2012 vs. No. 12 Texas	L, 36-41
2012 vs. TCU	W, 36-14
2012 vs. No. 23 Texas Tech	W, 59-21
2012 at Baylor	L, 34-41
2013 at UTSA	W, 56-35
2013 vs. Lamar	W, 59-3



GAME NOTES

2013 vs. TCU	W, 24-10
2013 at No. 15 Texas Tech	W, 52-34
2013 at No. 23 Texas	W, 38-13
2013 vs. No. 3 Baylor	W, 49-17
2014 vs. UTSA	W, 43-13
2014 vs. Texas Tech	--

TEXAS IS COWBOY COUNTRY

The Oklahoma State roster includes 69 native Texans. No school outside of the Lone Star State has more. The list of schools outside of Texas with the most native Texans:

1. Oklahoma State	69
2. Oklahoma	46
3. Louisiana Monroe	33
4. Tulsa	29
5. New Mexico	28
6. New Mexico State	27
T7. Iowa State	26
T7. Missouri	26
T7. Louisiana Tech	26
10. Kansas	25

HIGH-PROFILE NATIVE TEXANS TO PLAY FOR MIKE GUNDY AT OKLAHOMA STATE

Player	Hometown
Dez Bryant - Dallas Cowboys Pro Bowl receiver	Lufkin
Russell Okung - Seattle Seahawks first-round pick, 2013 Pro Bowler	Houston
Brandon Pettigrew - Detroit Lions first-round pick	Tyler
Quinn Sharp - Three-time All-American kicker/punter	Mansfield
Kendall Hunter - San Francisco 49ers running back and two-time All-American	Tyler
Perrish Cox - San Francisco 49ers cornerback and two-time All-American	Waco
Markelle Martin - Tennessee Titans safety and 2011 All-American	Wichita Falls
Grant Garner - 2011 All-America center	Mesquite
Justin Gilbert - Cleveland Browns cornerback, 2013 All-American and NFL first -round pick	Huntsville

Team Notes

LAST TIME OUT - OSU 43, UTSA 13

After spotting UTSA a first-quarter field goal to open the scoring, Oklahoma State went on to score 27 unanswered points to set the tone for its 43-13 win over the Roadrunners in Boone Pickens Stadium on Sept. 13.

With quarterback J.W. Walsh out due to an injury suffered in the previous game, Daxx Garman stepped in for his first start and helped the Cowboys pile up 477 yards of offense against a UTSA squad that was yielding only 331.0 yards per contest going in.

OSU's defense stifled the Roadrunners at the line of scrimmage and used its superior speed to limit UTSA to only three-of-17 on third down (17.6 pct.) The Cowboys were particularly strong against the run, holding the Roadrunners to only 73 yards on 25 rushing attempts (2.1 yards per carry).

Still, UTSA hung around and the score was 27-13 midway through the fourth quarter before the Cowboys blew it open with a pair of touchdowns - a Desmond Roland rush and an Ashton Lampkin interception return.

STANDOUTS VS. UTSA

Offense

QB Daxx Garman | 6-2 | 205 | Junior | Southlake, Texas/Carroll/Arizona

Making the first start of his career, Oklahoma State quarterback Daxx Garman completed 16-of-30 passes for 315 yards with two touchdowns and no interceptions in spearheading the Cowboys' 43-13 win over UTSA. Garman's 10.5 yards per pass attempt were the most for a Cowboy quarterback since Clint Chelf connected on 14.8 yards per attempt against Baylor last season. On the year, Garman's 279.5 passing yards per game ranks fifth in the Big 12 and his 164.56 passer rating is good for third in the conference.

STATE OF THE PROGRAM



A total of 19 Oklahoma State products are on NFL rosters. The list includes four Pro Bowlers, receiver Dez Bryant of the Dallas Cowboys, offensive lineman Russell Okung of the Seattle Seahawks, defensive end Antonio Smith of the Oakland Raiders and defensive tackle Kevin Williams of the Seattle Seahawks. Also notable are the most accurate kicker in Dallas Cowboys history, Dan Bailey, and one of the most prolific pass-catching tight ends in the NFL, Brandon Pettigrew of the Detroit Lions.

The complete list:

Player	Team	Position
Dan Bailey	Dallas Cowboys	K
Calvin Barnett	Cleveland Browns (PS)	DT
Justin Blackmon	Jacksonville Jaguars	WR
Michael Bowie	Cleveland Browns	OL
Dez Bryant	Dallas Cowboys	WR
Perrish Cox	San Francisco 49ers	CB
Justin Gilbert	Cleveland Browns	CB
Corey Hilliard	Detroit Lions	OL
Kendall Hunter	San Francisco 49ers	RB
Charlie Johnson	Minnesota Vikings	OL
Russell Okung	Seattle Seahawks	OL
Tyler Patmon	Dallas Cowboys	CB
Brandon Pettigrew	Detroit Lions	TE
Joseph Randle	Dallas Cowboys	RB
Antonio Smith	Oakland Raiders	DE
Josh Stewart	Tennessee Titans	WR
Lane Taylor	Green Bay Packers	OL
Brandon Weeden	Dallas Cowboys	QB
Kevin Williams	Seattle Seahawks	DL

(PS) - Practice squad



GAME NOTES

STATE OF THE PROGRAM



Since 2009, Oklahoma State has six first-round NFL Draft picks, a total that leads the Big 12 and trails only Alabama, Florida and LSU nationally. A closer look:

OSU'S FIRST-ROUND PICKS SINCE 2009

Year	Rd.	Pick	Player	Team	Pos.
2009	1	20	Brandon Pettigrew	Lions	TE
2010	1	6	Russell Okung	Seahawks	T
	1	24	Dez Bryant	Cowboys	WR
2012	1	5	Justin Blackmon	Jaguars	WR
	1	22	Brandon Weeden	Browns	QB
2014	1	8	Justin Gilbert	Browns	CB

FIRST-ROUND PICKS SINCE 2009 (BIG 12)

1. Oklahoma State	6
2. Baylor	5
Oklahoma	5
4. Texas	3
5. TCU	2
West Virginia	2
7. Kansas State	1
Texas Tech	1
9. Iowa State	0
Kansas	0

FIRST-ROUND PICKS SINCE 2009 (NATIONAL)

1. Alabama	16
2. Florida	8
3. LSU	7
4. Oklahoma State	6
Florida State	6
Missouri	6
North Carolina	6
Texas A&M	6
USC	6
10. Baylor	5
Georgia	5
Ohio State	5
Oklahoma	5
Tennessee	5
15. Auburn	4
California	4
Illinois	4
Louisville	4
Notre Dame	4
Wisconsin	4

Defense

LB Josh Furman | 6-2 | 202 | Senior | Annapolis, Md./Old Mill/Michigan

Josh Furman had two sacks, six tackles and broke up a pass to lead a dominant effort from the Oklahoma State defense in the Cowboys' 43-13 win over UTSA. Furman was a central figure in the Cowboys limiting the Roadrunners to just 2.08 yards per rush and 3.2 yards per play in the contest. A transfer from Michigan who saw only spot duty as a safety with the Wolverines, Furman transferred to OSU this summer and has emerged as an impact player, logging 16 tackles (four for loss), two sacks and two pass breakups in only three games as a Cowboy. His 1.33 tackles for loss per game ranks second among all linebackers in the Big 12.

Special Teams

K Ben Grogan | 6-1 | 186 | So. | Arlington, Texas/Martin

Ben Grogan connected on all three of his field goal attempts and hit a career-long 47-yarder in Oklahoma State's 43-13 win over UTSA. Prior to his game against the Roadrunners, Grogan's previous career long was 41 yards, but he knocked in the 47-yarder with plenty of leg to spare just before halftime against the Roadrunners. He added successful connections from 24 yards and 20 yards. On the year, Grogan's 36 points scored leads the Big 12.

THIRD DOWN DEFENSE AN EARLY STRONG SUIT

Through three games, the clearest area of strength for Oklahoma State has been its third down defense. The Cowboys enter the Texas Tech game ranked sixth nationally by limiting opposing offenses to a 24.4 percent conversion rate on third down.

Why are the Cowboys doing so well on third down? Perhaps the biggest reason is that OSU is consistently putting its opposition in third-and-long situations (seven yards or more). Of the 45 third-down plays that the Cowboys have defended this season, 26 were third-and-long situations, nine were third-and-medium situations (four to six yards) and 10 were third-and-short situations (three yards or less).

OSU DEFENSE ON THIRD DOWN

	3rd and Short (1-3 yds)	3rd and Medium (4-6 yds)	3rd and Long (7+ yds)	Total 3rd Down
vs. Florida State	1-4	1-3	2-7	4-14
vs. Missouri State	3-4	0-1	1-9	4-14
vs. UTSA	1-2	1-5	1-10	3-17
Total	5-10	2-9	4-26	11-45

FIRST DOWN DEFENSE

Another reason for Oklahoma State's success on third down is that the Cowboys are stuffing opposing offenses on first down and consequently putting them behind schedule.

Featuring a defense loaded with seniors in 2013, OSU limited opposing offenses to three yards or less on 249 of 453 first-down plays last year (.550 pct.) The Cowboys have actually improved in that area this year. A game-by-game look:

Opponent	Oppt. 1st Down Plays	Gains of 3 Yds or Less	Pct.
vs. Florida State	33	20	.606
vs. Missouri State	28	15	.536
vs. UTSA	25	16	.640
Total	86	51	.593

NO TOUCHDOWN ZONE

Through three games, opposing offenses have reached the red zone 10 times, but cashed only two of those trips into touchdowns against the Oklahoma State defense. How that stacks up nationally:

	G	Opponent Red Zone		TD Pct.
		Attempts	Touchdowns	
1. Wisconsin	2	3	0	0.000
Florida	2	2	0	0.000
3. Iowa	3	7	1	0.143
4. Mississippi State	3	6	1	0.167
Alabama	3	6	1	0.167
6. Oklahoma State	3	10	2	0.200
7. Ole Miss	3	9	2	0.222
8. Akron	2	4	1	0.250
Nevada	3	8	2	0.250
10. Oklahoma	3	7	2	0.286
Syracuse	2	7	2	0.286



GAME NOTES

DEFENSIVE BENCHMARKS

Oklahoma State's defensive coaches look at multiple factors when judging their own defense, but high on the priority list are the following: forcing turnovers, yards per play allowed, third down percentage, rush defense and minimizing big plays. A look at how the Cowboys are doing in those areas:

Opponent	Turnovers Forced	Oppt. Yards/Play	3rd Down Defense	Rush Defense	Big Plays (20 yards+)
vs. Florida State	2	6.7	4-for-14	106	6
vs. Missouri State	0	5.8	4-for-14	155	5
vs. UTSA	1	3.2	3-for-17	73	2

DEFENSIVE LINE A STRENGTH

The defensive line is proving itself to be one of the strengths of the Oklahoma State roster. The Cowboy front won more than its share of battles against Florida State's offensive line that featured five senior starters back from last year's national championship team and then proved it was no fluke by dominating the line of scrimmage in each ensuing game.

As a group, the Cowboy defensive line has combined to record 13 of OSU's 26 tackles for loss and six of OSU's 10 sacks to this point.

A look at the disruption caused by OSU defensive linemen behind the line of scrimmage through three games:

	Tackles for Loss	Sacks	QBH	Blocked Kicks
Emmanuel Ogbah, DE	3.0	2.0	0	0
James Castleman, DT	1.5	0.5	1	1
Sam Wren, DE	2.0	1.0	1	0
Jimmy Bean, DE	3.5	1.5	1	0
Trace Clark, DE	0.0	0.0	0	0
Vincent Taylor, DT	1.0	0.0	0	0
Ofa Hautau, DT	1.0	0.0	1	1
Victor Irokansi, DE	1.0	1.0	0	0
Total	13.0	6.0	4	2

PER POSSESSION

The Oklahoma State defense faces a challenge in that it is partnered with an offense that plays at such a high tempo that it ends up spending more time on the field than most defenses. As a result, statistics such as total defense, points allowed, rushing yards allowed and passing yards allowed are not true indicators of how the Cowboy defense performs in a given game. A per-possession analysis of the OSU defense:

	Oppt. Possessions	Oppt. Yards	Oppt. Yds/Possession	Oppt. Points*	Oppt. Points/Possession
vs. Florida State	15	476	31.73	31	2.07
vs. Missouri State	12	374	31.16	23	1.92
vs. UTSA	16	206	12.86	13	0.81

* Non-offensive touchdowns not counted

OFFENSIVE BALANCE LIES IN BALL DISTRIBUTION

The most consistent theme of the Mike Gundy era at Oklahoma State is balanced offense. The Cowboys have been able to gash teams in a variety of ways since Gundy took over in 2005. What does that balance look like in 2014? Perhaps it lies in ball distribution.

In the passing game, seven different Cowboys have been targeted on at least eight pass attempts, with no Cowboy targeted more than 15 times. The balance in the passing game is even more apparent on third down, where seven Cowboys have been targeted at least three times yet no Cowboy has been targeted more than five times.

It's a similar story in the running game, with Rennie Childs (35 carries), Desmond Roland (33 carries) and Tyreek Hill (23 carries) all logging enough carries to be command respect from opposing defenses.

So who moves the chains for the OSU offense? Everyone. A look:

Player	First Down Gains
Desmond Roland, RB	11
Tyreek Hill, ATH	9
David Glidden, WR	8
Rennie Childs, RB	7
Jhajuan Seales, WR	7
Brandon Sheperd, WR	7
J.W. Walsh, QB	6
Marcell Ateman, WR	5
Austin Hays, WR	5

COWBOY OFFENSE NOTEBOOK

Oklahoma State installed its current offensive system prior to the 2010 season and the results have been spectacular. Some offensive highlights:

• Oklahoma State is the only team to rank in the top 10 nationally each year from 2010 through 2012 in total offense, scoring offense and passing offense.

• Oklahoma State was the only team in the nation to average more than seven yards per play in both 2011 and 2012.

SCORING PER GAME, 2010-PRESENT

Team	Total Points	Total Games	Avg
1. Oregon	2648	56	47.29
2. Baylor	2431	55	44.20
3. Oklahoma State	2424	55	44.07
4. Texas A&M	2230	55	40.55
5. Northern Illinois	2289	59	38.80
6. Boise State	2130	55	38.73
7. Florida State	2184	57	38.32
8. Houston	2041	54	37.80
9. Oklahoma	2092	56	37.36
10. Wisconsin	2085	56	37.23

YARDS PER PLAY, 2010-PRESENT

Team	Yards	Plays	Avg.
1. Baylor	31249	4339	7.20
2. Oregon	30269	4277	7.08
3. Alabama	25203	3643	6.92
4. Oklahoma State	28177	4189	6.73
5. Florida State	24965	3743	6.67
6. Northern Illinois	28509	4293	6.64
7. Wisconsin	24896	3766	6.61
8. Texas A&M	28164	4292	6.56
9. Boise State	25675	4009	6.40
10. Houston	26367	4138	6.37

TOTAL OFFENSE LEADERS, 2010-PRESENT

Team	Yards	Games	Avg.
1. Baylor	31249	55	568.16
2. Oregon	30269	56	540.52
3. Oklahoma State	28177	55	512.31
4. Texas A&M	28164	55	512.07
5. Nevada	26999	55	490.90
6. Houston	26367	54	488.28
7. Texas Tech	26208	54	485.33
8. Northern Illinois	28509	59	483.20
9. Oklahoma	26860	56	480.18
10. Arizona	25838	54	478.48

PASSING OFFENSE LEADERS, 2010-PRESENT

Team	Total Yards	Games	Avg.
1. Texas Tech	19007	54	351.98
2. Houston	18567	54	343.83
3. Baylor	18561	55	337.47
4. Oklahoma State	18237	55	331.58
5. Washington State	17038	52	327.65
6. Texas A&M	17315	55	314.82
7. Oklahoma	17196	56	307.07
8. Troy	15902	52	305.81
9. Fresno State	16455	55	299.18
10. Hawai'i	16085	54	297.87



GAME NOTES

COWBOY OFFENSE NOTEBOOK

EXPLOSIVE PLAYS (20 YARDS OR LONGER), 2010-PRESENT

Team	2010	2011	2012	2013	2014	Total
1. Baylor	69	94	86	112	23	384
2. Oregon	82	88	80	105	20	375
3. Oklahoma State	75	96	92	85	19	367
4. Texas A&M	56	63	100	95	21	335
5. Houston	60	109	73	70	13	325
6. Northern Illinois	77	79	73	78	17	324
7. Florida State	61	61	78	109	10	319
8. Arizona State	56	73	72	86	21	308
9. Alabama	66	71	76	74	21	308
10. Georgia	62	62	90	81	11	306

While success in the passing game has become one of Oklahoma State's calling cards in recent years, it has been the Cowboys' ability to run the ball effectively that makes the OSU offense as explosive as it is. Consider the following from the Mike Gundy era (2005-present):

FIRST-TEAM ALL-BIG 12 RUNNING BACKS

2007	Dantrell Savage (Coaches and Associated Press)
2008	Kendall Hunter (Coaches and Associated Press)
2009	Keith Toston (Coaches)
2010	Kendall Hunter (Coaches and Associated Press)
2011	Joseph Randle (Associated Press)
2012	Joseph Randle (Coaches and Associated Press)

1,000-YARD RUSHERS

2007	Dantrell Savage	1,272 yards
2008	Kendall Hunter	1,555 yards
2009	Keith Toston	1,218 yards
2010	Kendall Hunter	1,548 yards
2011	Joseph Randle	1,216 yards
2012	Joseph Randle	1,417 yards

TEAM RUSHING OFFENSE

Year	Rushing YPG	Big 12 Rank	NCAA Rank
2006	208.0	1	7
2007	243.2	1	8
2008	245.5	1	8
2009	187.8	1	22
2010	174.4	4	36
2011	158.6	9	51
2012	215.3	2	21
2013	171.9	5	63
2014	176.3	6	56

FEWEST SACKS ALLOWED

Year	Sacks Allowed/Gm.	Big 12 Rank	NCAA Rank
2006	1.38	2	19
2007	0.85	1	3
2008	1.23	4	17
2009	0.92	1	6
2010	0.85	1	6
2011	0.77	1	7
2012	0.92	1	9
2013	1.08	1	9
2014	2.33	9	87

THE NEXT GENERATION IS NOW

If not the youngest team in the country, Oklahoma State is certainly among the youngest. The Cowboys' opening day depth chart included 32 freshmen and sophomores (most in the nation) and OSU returned only 54.3 percent of its letterwinners from 2013 (the lowest percentage in the nation).

Through three weeks, 19 freshmen have played for Oklahoma State. Of those 19 freshmen, nine are true freshmen.

FRESHMEN WHO HAVE PLAYED FOR OSU IN 2014

Gyasi Akem	Linebacker	True Freshman
Dawson Bassett	Tight End	Redshirt Freshman
Zachary Crabtree	Offensive Line	Redshirt Freshman
Chris Hardeman	Cornerback	True Freshman
Dylan Harding	Safety	True Freshman
Ben Hughes	Defensive Tackle	Redshirt Freshman
Tre Flowers	Safety	Redshirt Freshman
Chris Lacy	Receiver	True Freshman
Vili Leveni	Defensive Tackle	Redshirt Freshman
Jerel Morrow	Safety	Redshirt Freshman
Juwan Offray	Cornerback	True Freshman
Justin Phillips	Linebacker	True Freshman
Ramon Richards	Cornerback	True Freshman
Jesse Robinson	Offensive Line	Redshirt Freshman
Ra'Shaad Samples	Receiver	Redshirt Freshman
Kaleb Smith	Long Snapper	Redshirt Freshman
Vincent Taylor	Defensive Tackle	Redshirt Freshman
Kirk Tucker	Linebacker	True Freshman
James Washington	Receiver	True Freshman

INEXPERIENCED, BUT TALENTED

Oklahoma State is short on experience, but it is not short on talent. OSU's active roster includes 24 players who garnered a four-star ranking or better as recruits according to the databases of Rivals.com, Scout.com and ESPN.com.

LEAST EXPERIENCED TEAM IN THE NATION

According to research done by polling football sports information directors around the country, it was found that Oklahoma State leads the nation in freshmen and sophomores on its 2014 opening day depth chart. The list:

MOST FRESHMEN AND SOPHOMORES ON OPENING DAY DEPTH CHART

Oklahoma State	32
Tulane	32
Alabama	29
Colorado	28
Wake Forest	28
Pitt	28
Tennessee	28
Texas A&M	27
Arkansas	27
Arkansas State	27

ROSTER ANALYSIS - RETURNING STARTERS AND LETTERWINNERS

Only six players on the OSU roster - defensive tackle James Castleman, defensive end Jimmy Bean, linebacker Ryan Simmons, receiver Jhajuan Seales, offensive lineman Daniel Koenig and cornerback Kevin Peterson - have more than 10 career starts. That group of six players combined for 97 career starts entering 2014. The rest of the OSU roster combined for 47 career starts entering 2014. Only 12 players on the 2014 active roster have more than one career letter to their name.



GAME NOTES

NEW BEGINNINGS

According to research done by Phil Steele, Oklahoma State has the lowest percentage of returning letterwinners from 2013 of any team in the country. The top 10, according to Steele:

School	Returning	Lost	Pct.
Oklahoma State	38	32	54.29%
Louisiana Tech	36	29	55.38%
Kansas	32	25	56.14%
Western Michigan	26	20	56.52%
Arizona State	37	28	56.92%
Georgia State	35	25	58.33%
New Mexico State	37	26	58.73%
Boston College	35	24	59.32%
Tennessee	43	29	59.72%
Kansas State	42	28	60.00%

UNDER THE RADAR

Predicted to place fifth in the Big 12 in a preseason poll among members of the media who cover the conference, Oklahoma State entered 2014 with little fanfare or hype. Zero returning All-Americans. Zero all-conference performers. Zero preseason All-Americans. Zero preseason all-conference selections. In fact, the only Cowboy to earn any noteworthy preseason recognition was Tyreek Hill, who was tabbed as the Big 12 preseason newcomer of the year by the media.

A look at where Oklahoma State was picked in the preseason Big 12 media poll each year since 2009 and where the Cowboys actually finished:

Year	Preseason	Final
2009	3rd in the Big 12 South	2nd in the Big 12 South
2010	5th in the Big 12 South	Tied for 1st in the Big 12 South
2011	3rd	1st
2012	4th	Tied for 3rd
2013	1st	Tied for 2nd
2014	5th	TBD

GUNDY, COWBOYS HAVE RELOADED BEFORE

The primary question that observers have about the Cowboys in 2014 is can this group maintain the high standard of on-field performance that OSU has become accustomed to in recent years despite all the question marks that come with a depth chart that is heavily populated with unproven players?

Of course, the answer won't reveal itself until the season progresses, but OSU's history under Gundy provides reason for optimism. 2008 and 2010 are two preseasons of the Gundy era that mirror 2014. A look:

- Entering 2008, OSU was solid at quarterback with dual-threat performer Zac Robinson and was strong at tight end with an established senior in Brandon Pettigrew. Other than that, question marks abounded going in. As the season progressed, a pair of sophomores, wide receiver Dez Bryant and running back Kendall Hunter, went on to earn consensus All-America honors and little-known junior offensive tackle Russell Okung established himself as a star before earning unanimous All-America honors the following season. As it turned out, that 2008 roster of unknowns included 24 players who went on to see action in the NFL after their time in Stillwater and the Cowboys went from being unranked in the preseason that year to as high as No. 7 in the Associated Press poll.

- In 2010, the Cowboys were picked fifth in the six-team Big 12 South, but a pair of previously-unproven players in quarterback Brandon Weeden and receiver Justin Blackmon exploded onto the national scene and led the Pokes to 11 wins and a share of the Big 12 South title. As it turned out, the 2010 Cowboy squad that was written off prior to the season in part because of a lack of established players actually had 19 who went on to the NFL.

SCORING MACHINE

Oklahoma State has piled up points in a big way in recent years. The highest-scoring games of the Mike Gundy era:

60 OR MORE POINTS IN A GAME

Date	Opponent	Result	Score
9/1/2012	Savannah State	W	84-0
10/8/2011	Kansas	W	70-28
11/12/2011	at Texas Tech	W	66-6
11/11/2006	Baylor	W	66-24
9/18/2010	Tulsa	W	65-28
9/15/2012	Louisiana	W	65-24
9/4/2010	Washington State	W	65-17
9/3/2011	Louisiana	W	61-34

50-59 POINTS IN A GAME

Date	Opponent	Result	Score
9/17/2011	at Tulsa	W	59-33
10/29/2011	Baylor	W	59-24
11/17/2012	No. 23 Texas Tech	W	59-21
11/1/2008	Iowa State	W	59-17
9/14/2013	Lamar	W	59-3
1/1/2013	vs. Purdue+	W	58-21
10/26/13	at Iowa State	W	58-27
9/13/2008	Missouri State	W	57-13
9/7/2013	at UTSA	W	56-35
9/26/2009	Grambling State	W	56-6
9/6/2008	Houston	W	56-37
10/4/2008	Texas A&M	W	56-28
11/10/2012	West Virginia	W	55-34
11/6/2010	No. 22 Baylor	W	55-28
9/27/2008	Troy	W	55-24
10/8/2010	at Louisiana	W	54-28
11/2/2013	at No. 15 Texas Tech	W	52-34
11/5/2011	No. 17 Kansas State	W	52-45
9/2/2006	Missouri State	W	52-10

40-49 POINTS IN A GAME

Date	Opponent	Result	Score
11/23/2013	No. 3 Baylor	W	49-17
9/22/2007	Texas Tech	W	49-45
12/31/2007	vs. Indiana#	W	49-33
9/16/2006	Florida Atlantic	W	48-8
11/24/2012	at No. 14 Oklahoma	L-ot	48-51
11/20/2010	at Kansas	W	48-14
10/22/2011	at Missouri	W	45-24
10/13/2007	at Nebraska	W	45-14
11/17/2007	at Baylor	W	45-14
12/3/2011	No. 13 Oklahoma	W	44-10
9/13/2014	UTSA	W	43-13
11/9/2013	Kansas	W	42-6
9/8/2007	Florida Atlantic	W	42-6
10/14/2006	at Kansas	W	42-32
11/29/2008	No. 3 Oklahoma	L	41-61
10/23/2010	No. 14 Nebraska	L	41-51
11/27/2010	No. 14 Oklahoma	L	41-47
10/20/2007	No. 25 Kansas State	W	41-39
9/11/2010	Troy	W	41-38
1/2/2012	No. 4 Stanford \$	W-ot	41-38
10/28/2006	No. 20 Nebraska	W	41-29
9/19/2009	Rice	W	41-24
9/6/2014	Missouri State	W	40-23

Insight Bowl, \$ Fiesta Bowl, + Heart of Dallas Bowl



GAME NOTES

COWBOY DEFENSE NOTEBOOK

The Oklahoma State defense has ranked among the national leaders in turnovers forced and ranks among the best in the Big 12 in several categories over the course of the last few years. A look:

TURNOVERS FORCED, NATIONAL LEADERS (2009-PRESENT)

Team	Turnovers Forced
1. Oklahoma State	166
1. Oregon	166
3. Houston	165
4. Boise State	160
5. Rutgers	145
6. Arizona State	142
6. Kent State	142
8. Tulsa	138
9. Ohio	137
10. Florida State	136

Traditional measures such as total defense can be misleading in the Big 12 due to the number of plays each team has to defend in the current era dominated by high-tempo spread offenses. Many Big 12 teams judge themselves on per-play stats and minimizing big plays. A look at where Oklahoma State ranks in each of those categories since the start of the 2012 season, when the Big 12 moved to its current group of 10 members:

FEWEST EXPLOSIVE PLAYS ALLOWED, BIG 12 (2012-PRESENT)

(20+ YARDS FROM SCRIMMAGE)

Team	2012	2013	2014	Total
1. Kansas State	40	36	5	81
2. TCU	42	45	3	90
3. Oklahoma State	46	44	13	103
4. Texas Tech	49	57	9	115
5. Oklahoma	58	56	11	125
6. Iowa State	60	64	11	135
7. Texas	64	62	9	135
8. Baylor	69	69	9	147
9. Kansas	76	64	13	153
10. West Virginia	78	65	11	154

FEWEST YARDS PER PLAY ALLOWED, BIG 12 (2012-PRESENT)

Team	Plays	Yards Allowed	Avg./Play
1. TCU	1877	8899	4.74
2. Oklahoma State	2283	11542	5.06
3. Kansas State	1954	10167	5.20
4. Baylor	2260	11872	5.25
5. Texas Tech	2155	11516	5.34
6. Oklahoma	1978	10631	5.37
7. Texas	2083	11504	5.52
8. Iowa State	2133	12554	5.89
9. West Virginia	2104	12705	6.04
10. Kansas	1879	11902	6.33

Offensive Player Notes

ABOUT DAXX GARMAN

Now in his third year in the Oklahoma State program, Daxx Garman is a very capable passer. He also has an interesting back story. Before making his collegiate debut against Missouri State on Sept. 6, Garman had been on the sidelines since 2009.

After completing 69 percent of his passes for 2,500 yards at Jones HS just outside of Oklahoma City that season, Garman's family moved to Texas, where he enrolled at Southlake Carroll HS but was unable to play in 2010 due to transfer restrictions.

Even without playing as a senior, Garman was a three-star prospect who signed with Arizona. After spending the 2011 season in the desert, he transferred to Oklahoma State in the summer of 2012 and sat out another year in accordance with NCAA transfer rules. He was eligible to play for the Cowboys in 2013, but did not see the field due to the presence of All-Big 12 performer Clint Chelf and J.W. Walsh.

Garman's father, Pat, was a standout baseball player who played collegiately for Cal State Fullerton before going on to a professional career that included a two-year stop with the Tulsa Drillers, the double-A affiliate of the Texas Rangers.

DAXX'S DEBUT

After not taking a live snap since his junior year of high school in 2009, Daxx Garman stepped in for an injured J.W. Walsh during the first quarter of Oklahoma State's home opener against Missouri State on Sept. 6 and helped lead the Cowboys to a 40-23 victory by completing 16-of-26 passes for 244 yards with two touchdowns and no interceptions.

Garman was on the field for nine series, six of which resulted in scores, a seventh resulted in a missed field goal and the final two resulted in OSU losing the ball on downs and punting as it was attempting to run out the clock at the end of the fourth quarter.

NOTABLE DEBUTS FOR COWBOY QUARTERBACKS

Circumstances vary from one player's debut to another's, but purely from a statistical standpoint, it is undebatable that Daxx Garman's showing against Missouri State was the best debut for a quarterback in Oklahoma State history. A look:

	Cmp-Att-Int	Yards	TD	Long
Daxx Garman vs. Missouri State, 2014	16-26-0	244	2	87
Mike Gundy vs. Houston, 1986	12-22-0	163	1	28
J.W. Walsh vs. Savannah State, 2012	13-21-1	149	2	29
Wes Lunt vs. Savannah State, 2012	11-11-0	129	0	42
Tony Lindsay vs. Iowa State, 1997	11-15-0	104	0	24
Al Peña vs. SMU, 2004	4-4-0	67	1	34
Ronnie Johnson vs. Colorado, 1966	5-10	57	0	-
Rusty Hilger vs. Louisville, 1982	6-22-0	49	1	15
Zac Robinson vs. Missouri State, 2006	4-7-0	48	0	27
Toné Jones vs. Missouri State, 1993	4-7-0	32	0	16
Clint Chelf vs. Washington State, 2010	4-5-0	29	0	10
Aso Pogi vs. Texas State, 2000	2-5-0	29	0	24
Josh Fields vs. Texas A&M, 2001	2-3-0	25	0	17
Bobby Reid vs. Montana State, 2005	1-2-0	17	0	17
Brandon Weeden vs. Missouri State, 2008	1-3-0	8	0	8

GARMAN'S STRENGTHS

Entering the Texas Tech game, Daxx Garman has done particularly well in three areas - interception avoidance, yards per attempt and yards per completion. Garman has thrown 56 passes with no interceptions, averages 9.98 yards per pass attempt and 17.5 yards per completion.

Garman has only played in two games, so his story is a long way from being written, but his performance in the aforementioned areas stacks up favorably in comparison to previous notable Oklahoma State quarterbacks.



GAME NOTES

PASS ATTEMPTS BEFORE FIRST CAREER INTERCEPTION

1. 138[^] Mike Gundy (1986-89)
2. 70 Zac Robinson (2006-09)
3. 56* **Daxx Garman (2014-present)**
4. 13 Josh Fields (2001-03)
5. 12 Clint Chelf (2009-13)
6. 8 Brandon Weeden (2008-11)

[^] Set an NCAA record

* Streak still alive

SINGLE-SEASON YARDS PER PASS ATTEMPT LEADERS (MIN. 50 ATT.)

1. 10.0 **Daxx Garman (2014)**
2. 9.8 Zac Robinson (2008)
3. 9.6 J.W. Walsh (2012)
4. 9.5 Mike Gundy (1988)
5. 9.1 Tony Lindsay (1997)

SINGLE-SEASON YARDS PER COMPLETION LEADERS (MIN. 50 ATTEMPTS)

1. 17.5 **Daxx Garman (2014)**
2. 16.8 Donovan Woods (2004)
3. 15.3 Bobby Reid (2006)
4. 15.1 Tony Lindsay (1997)
5. 15.0 Zac Robinson (2008)

ABOUT J.W. WALSH

In junior J.W. Walsh, OSU has a quarterback who has put up big numbers and has led the team to Big 12 Conference wins, both at home and on the road. A true dual-threat quarterback, Walsh started three games as a redshirt freshman in 2012 and five games as a sophomore in 2013. He finished last season as one of only five sophomore quarterbacks with 20 or more career passing touchdowns and 10 or more career rushing touchdowns. The other four were Texas A&M's Johnny Manziel, Oregon's Marcus Mariota, UCLA's Brett Hundley and BYU's Taysom Hill.

FOOTBALL IS IN HIS DNA

Oklahoma State quarterback J.W. Walsh is the son of John Walsh, who is the head coach of Guyer HS in Denton, Texas. Walsh started the program in 2006 and led Guyer to the Texas Class 4A state title in 2012 and 2013. With J.W. at quarterback, Guyer was the Class 5A state runner-up in 2010.

The connection between Guyer HS and Oklahoma State has been strong, with several of Walsh's pupils finding their way to Stillwater. Most notably are J.W. Walsh, defensive end Jimmy Bean and former All-Big 12 performer and current Tennessee Titan Josh Stewart.

ABOUT MASON RUDOLPH

True freshman quarterback Mason Rudolph finished high school early in order to enroll at Oklahoma State for the spring semester and participate in practice with the Cowboys. Tabbed by both Rivals.com and ESPN.com as a top-10 pro-style quarterback nationally, Rudolph completed 73 percent of his passes for 4,377 yards with 41 touchdowns and only seven interceptions as a senior at Northwestern HS in Rock Hill, S.C.

A finalist for the prestigious "Mr. Football" honor in South Carolina, Rudolph chose to come to Stillwater over offers from LSU, Ole Miss, Virginia Tech and North Carolina, among others.

SPECIAL TEAMS NOTEBOOK

Oklahoma State has been strong on special teams throughout the Mike Gundy era (2005-present). The highlights:

2008

- Matt Fodge wins the Ray Guy Award as America's top punter.
- Dez Bryant is named Big 12 Special Teams Player of the Year.
- Matt Fodge is named first-team All-Big 12 punter.
- Quinn Sharp leads the nation with 71 touchbacks on kickoffs.

2009

- Quinn Sharp leads the nation with 35 touchbacks on kickoffs.
- Perrish Cox scores three touchdowns on kickoff returns.
- Dez Bryant scores two touchdowns on punt returns despite playing in only three games.

2010

- Dan Bailey wins the Lou Groza Award as America's top kicker.
- Dan Bailey sets an NCAA record for kicker scoring with 149 points scored.
- Dan Bailey is named Big 12 Special Teams Player of the Year.
- Dan Bailey is named first-team All-Big 12 kicker.
- Quinn Sharp earns first-team All-America honors as a punter by the FWAA.
- Quinn Sharp is named first-team All-Big 12 punter.
- Oklahoma State scores a staggering five special teams touchdowns.
- Quinn Sharp leads the nation with 53 touchbacks on kickoffs.

2011

- Quinn Sharp earns first-team All-America honors as a kicker by the FWAA, becoming only the second player to earn FWAA All-America honors as both a kicker and a punter.
- Quinn Sharp is named Big 12 Special Teams Player of the Year.
- Quinn Sharp becomes the first player to be named first-team All-Big 12 kicker and punter in the same season.
- Quinn Sharp leads the nation with 61 touchbacks on kickoffs.

2012

- Quinn Sharp earns first-team All-America honors as a kicker by the American Football Coaches Association.
- Quinn Sharp breaks the NCAA record for kicker scoring with 156 points scored. The record he broke was set by former teammate Dan Bailey two years prior.
- Quinn Sharp is named Big 12 Special Teams Player of the Year, becoming the first player to win that award twice.
- Quinn Sharp is named first-team All-Big 12 kicker and punter for the second straight year.
- Quinn Sharp leads the nation with 71 touchbacks on kickoffs.

2013

- The Cowboys blocked four kicks, good for the 10th-best total in the country.
- Justin Gilbert averaged 25.2 yards per kickoff return to rank 27th in the country.
- The Pokes ranked 11th nationally with 13.43 yards per punt return. OSU returned two punts for touchdowns and two other punts that gave the Cowboys starting field position inside the opponent's 20 yard line - and that doesn't count a blocked punt that was recovered at the 15 yard line against Texas Tech.
- The Cowboys led the Big 12 and ranked 18th nationally by allowing only 18.74 yards per kickoff return.



GAME NOTES

SITUATIONAL RECORDS

	2014	Gundy Era
Home	2-0	47-14
Away	0-0	25-21
Neutral	0-1	7-4
Natural Grass	0-0	9-14
Artificial Turf	2-1	70-25
Day Games	1-0	41-21
Night Games	1-1	38-18
vs. Ranked Opponents	0-1	15-20
August	0-1	2-1
September	2-0	29-7
October	0-0	23-11
November	0-0	19-15
December	0-0	4-3
January	0-0	2-2
Leading at Halftime	2-0	63-6
Trailing at Halftime	0-1	14-31
Tied at Halftime	0-0	2-2
Scoring First	1-0	56-17
Opponent Scoring First	1-1	23-22
Score < 20 Points	0-0	1-9
Score 20+ Points	2-1	78-30
Score 30+ Points	2-1	68-17
Score 40+ Points	2-0	46-4
Opponent Scores < 20 Points	1-0	43-0
Opponent Scores 20+ Points	1-1	36-39
Opponent Scores 30+ Points	0-1	16-33
Opponent Scores 40+ Points	0-0	2-20
Gain <20 First Downs	0-0	12-17
Gain 20+ First Downs	2-1	66-22
Opponent Gains < 20 First Downs	1-0	40-12
Opponent Gains 20+ First Downs	1-1	39-27
More Rushing Yards Than Opponent	2-1	62-19
Fewer Rushing Yards Than Opponent	0-0	17-20
Rush For < 100 Yards	0-0	9-8
Rush For 100+ Yards	2-1	70-31
Opponent Rushes For < 100 Yards	1-0	27-4
Opponent Rushes For 100+ Yards	1-1	52-35
More Passing Yards Than Opponent	2-0	49-13
Fewer Passing Yards Than Opponent	0-1	30-26
Pass For < 200 Yards	0-0	18-15
Pass For 200+ Yards	2-1	61-24
Opponent Passes For < 200 Yards	1-0	27-8
Opponent Passes For 200+ Yards	1-1	52-31
Pass For < 300 Yards	1-1	45-25
Pass For 300+ Yards	1-0	33-14
Opponent Passes For < 300 Yards	2-0	60-22
Opponent Passes For 300+ Yards	0-1	19-17
More Total Yards Than Opponent	2-0	62-11
Fewer Total Yards Than Opponent	0-1	17-28
Gain < 300 Total Yards	0-0	2-8
Gain 300+ Total Yards	2-1	77-31
Opponent Gains < 300 Total Yards	1-0	20-1
Opponent Gains 300+ Total Yards	1-1	59-38
Commit No Turnovers	2-0	21-0
Win Turnover Battle	1-0	47-5
Equal Turnovers As Opponent	1-1	21-10
Lose Turnover Battle	0-0	11-24
Commit < 6 Penalties	2-0	35-18
Commit 6+ Penalties	0-1	44-21
3rd Down % < 25	0-0	4-11
3rd Down % 25-49	2-0	38-19
3rd Down % 50+	0-1	37-9
Opponent 3rd Down % < 25	1-0	20-3
Opponent 3rd Down % 25-49	1-1	50-26
Opponent 3rd Down % 50+	0-0	9-10
Trail Time of Possession	2-1	47-32
Lead Time of Possession	0-0	32-7

ABOUT DESMOND ROLAND

At 6-foot-2 and 210 pounds, senior Desmond Roland is not an average-size running back. He averages a healthy 4.9 yards per carry over the span of his career and led the Big 12 by scoring 16 touchdowns as a junior despite not starting until week seven. The Big 12's leading touchdown scorers in 2013:

1. Desmond Roland	Oklahoma State	16
2. Charles Sims	West Virginia	14
Bryce Petty	Baylor	14
4. Antwan Goodley	Baylor	13
5. Lache Seastrunk	Baylor	11
Tyler Lockett	Kansas State	11
John Hubert	Kansas State	11
Malcolm Brown	Texas	11
Daniel Sams	Kansas State	11

ROLAND RIDING A TOUCHDOWN STREAK

Desmond Roland has scored at least one touchdown in each of his last four games, and has found the end zone seven times overall during that span. A look:

Opponent	Rush TD	Rec. TD
12/7/13 vs. Oklahoma	2	1
1/3/14 vs. Missouri	1	0
8/30/14 vs. Florida State	1	0
9/13/14 vs. UTSA	2	0

ABOUT TYREEK HILL

Tyreek Hill generated as much buzz as any Oklahoma State player leading up to the 2014 season. The preseason selection as Big 12 newcomer of the year as voted by members of the media who cover the conference, Hill was a five-star recruit out of Garden City CC in Kansas with reported offers from Alabama, Florida State, USC, Texas and Oklahoma, among others.

Hill enrolled early and participated in 2014 spring practice with the Cowboys. He also ran sprints for the OSU track and field team during the indoor season.

HILL'S MEMORABLE DEBUT

Playing in his first game at this level, Tyreek Hill enjoyed a memorable debut with 278 all-purpose yards against No. 1 Florida State. That total was the 12th-most in school history and the most for a player in his Oklahoma State debut.

The top all-purpose yardage games in school history:

1. 386 - Barry Sanders vs. Kansas	Nov 12, 1988
2. 373 - Barry Sanders at Kansas State	Oct 29, 1988
3. 365 - Barry Sanders vs. Tulsa	Oct 1, 1988
365 - Thurman Thomas vs. Iowa State	Nov 21, 1987
5. 353 - Barry Sanders vs Texas Tech	Dec. 4, 1988
6. 346 - Barry Sanders at Iowa State	Nov 19, 1988
346 - David Thompson vs. Baylor	Nov 23, 1996
8. 321 - Barry Sanders vs. Miami (Ohio)	Sep 10, 1988
9. 311 - Dez Bryant vs. Houston	Sep 06, 2008
10. 305 - Curtis Mayfield vs. Nebraska	Oct 21, 1989
11. 300 - Adarius Bowman at Kansas	Oct 4, 2006
12. 278 - Tyreek Hill vs. Florida State	Aug 30, 2014

HILL ON THE TRACK

Junior Tyreek Hill enrolled at OSU in January of 2014 and just one month later, won the Big 12 indoor title in the 200 meters and took second in the 60 meters to help lead the Cowboy track and field program to its first Big 12 team championship. He earned All-America status with a fifth-place finish in the 200 meters at the 2014 NCAA Indoor Track and Field Championships.

During his prep days at Coffee HS in Pearson, Ga., Hill ran the 200 meters in 20.14 seconds - the second-fastest high school mark of all time - and ran the 100 meters in 10.19 to match the fastest time in the country his senior year. To put his 200 meter time of 20.14 into perspective, it would have been the fastest time in the nation among collegians in 2013 and would have placed him sixth at the 2012 London Olympics.



GAME NOTES

TYREEK HILL VS. OTHER NOTABLE FOOTBALL/TRACK ATHLETES

Athlete	100 meter best
Trindon Holliday, LSU (2006-09)	10.00
Jeff Demps, Florida (2008-11)	10.01
Jacoby Ford, Clemson (2006-09)	10.01
Tyreek Hill, Oklahoma State (2014-present)	10.19
C.J. Spiller, Clemson (2006-09)	10.29
Marquise Goodwin, Texas (2009-12)	10.38
Chris Johnson, East Carolina (2004-07)	10.50
De'Anthony Thomas, Oregon (2011-13)	10.57

Athlete	200 meter best
Tyreek Hill, Oklahoma State (2014-present)	20.14
Jacoby Ford, Clemson (2006-09)	20.88
C.J. Spiller, Clemson (2006-09)	20.91
Jeff Demps, Florida (2008-11)	21.04
De'Anthony Thomas, Oregon (2011-13)	21.17
Chris Johnson, East Carolina	21.30
Trindon Holliday, LSU (2006-09)	21.34
Marquise Goodwin, Texas (2009-12)	21.57

ABOUT RENNIE CHILDS

Sophomore Rennie Childs doesn't have the kind of buzz around his name that Tyreek Hill has, nor is he quite as established as Desmond Roland is, but he is still an effective weapon in the Oklahoma State offense and has the makings of a very productive back.

In the 2014 opener against Florida State, Childs carried 10 times for 51 yards (4.7 yards per carry) against a Seminole defense that had allowed only 3.3 yards per rush the season prior.

With Desmond Roland sidelined the next game against Missouri State, Childs made the first start of his career against the Bears and scored a pair of touchdowns.

At 5-foot-10 and 205 pounds, Childs has more prototypical size for a spread offense running back and his one-cut-and-get-up-the-field style makes him a home run threat in OSU's system.

ABOUT DAVID GLIDDEN

After battling injuries during the front end of his time at Oklahoma State, receiver David Glidden is now emerging into the player that many thought he would be after he was honored as a *Parade* All-American and the Oklahoma Gatorade Player of the Year during his senior year at Mustang HS.

A shifty, quick-twitch style of player, Glidden averages 20.6 yards per reception and leads the squad with eight catches. He scored a 55-yard touchdown in the opener against Florida State and added a 36-yard grab against UTSA.

ABOUT BRANDON SHEPERD

After making plays on the practice field for two years, Brandon Sheperd is now making plays on Saturdays. Among the most physically gifted of Oklahoma State's offensive skill position players, Sheperd has the size, the jumping ability, the speed and strength to beat opposing defensive backs in a number of ways.

His 87-yard touchdown catch against Missouri State in week two stands as the second-longest reception in OSU history, then he followed that up the next week with a highlight-reel grab in the back of the end zone in which he outjumped and outmuscled a cornerback to bring the ball in.

Through three games, he leads the Cowboys in receiving touchdowns (two), receiving yards (178), yards per reception (25.4)

ABOUT JHAJUAN SEALES


Though he is third on the team in receptions and receiving yards, sophomore Jhajuan Seales is the most productive member of the Oklahoma State receiving corps in terms of career numbers with 46 catches for 726 yards and four touchdowns scored during his time as a Cowboy.

Seales was a lightly-recruited prospect out of Port Arthur, Texas, whose only power-conference offer was from Oklahoma State. He didn't earn a spot on his high school's varsity squad until his junior year and didn't catch the attention of colleges until he caught 54 passes for 1,207 yards and 13 touchdowns as a senior.

2014 OPPONENT QUICK HITS


	FLORIDA STATE (2-0, 0-0 ACC) Last Week: Open This Week: vs. Clemson
---	--


	MISSOURI STATE (2-1, 0-0 MVFC) Last Week: Beat North Dakota, 38-0 This Week: at Central Arkansas
---	---


	UTSA (1-2, 0-0 C-USA) Last Week: Lost to Oklahoma State, 43-13 This Week: Open
---	---


	TEXAS TECH (2-1, 0-0 BIG 12) Last Week: Lost to Arkansas, 49-28 This Week: Open
---	--

	IOWA STATE (1-2, 0-1 BIG 12) Last Week: Beat Iowa, 20-17 This Week: Open
--	---


	KANSAS (1-1, 0-0 BIG 12) Last Week: Lost to Duke, 41-3 This Week: vs. Central Michigan
---	---


	TCU (2-0, 0-0 BIG 12) Last Week: Beat Minnesota, 30-7 This Week: Open
---	--

	WEST VIRGINIA (2-1, 0-0 BIG 12) Last Week: Beat Maryland, 40-37 This Week: vs. Oklahoma
---	--

	KANSAS STATE (2-0, 1-0 BIG 12) Last Week: Open This Week: vs. Auburn (Thursday)
---	--

	TEXAS (1-2, 0-0 BIG 12) Last Week: Lost to UCLA, 20-17 This Week: Open
---	---

	BAYLOR (3-0, 0-0 BIG 12) Last Week: Beat Buffalo, 63-21 This Week: Open
---	--

	OKLAHOMA (3-0, 0-0 BIG 12) Last Week: Beat Tennessee, 34-10 This Week: at West Virginia
---	--



GAME NOTES

OKLAHOMA STATE COWBOY RADIO NETWORK AFFILIATES

Ada	KTLS-FM	106.5
Altus	KWHW-AM	1450
Ardmore	KYNZ-FM	107.1
Anadarko	KACO-FM	98.5
Bartlesville	KWON-AM	1400
Blackwell	KOKB-AM	1580
Broken Bow	KKBI-FM	106.1
Cordell	KKZU-FM	101.7
Enid	KNID-FM	99.7
Frederick	KTAT-AM	1570
Grove	KGVE-FM	99.3
Guymon	KGYN-AM	1210
Hobart	KTJS-AM	1420
Hugo	KMMY-FM	96.5
Lawton	KVRW-FM	107.3
McAlester	KTMC-FM	105.1
Oklahoma City	KXXY-FM	96.1
Ponca City	WBBZ-AM	1230
Sallisaw	KXXM-FM	105.1
Shawnee	KGFF-AM	1450
Stillwater	KSPI-FM	93.7
Tahlequah	KEOK-FM	102.1
Tulsa	KFAQ-AM	1170
Woodward	KMZE-FM	92.1

MIKE GUNDY RADIO SHOW

Mike Gundy's radio show airs live throughout the Cowboy Radio Network from 6-7 p.m. CT on the following dates:

- Tuesday, August 26
- Monday, September 1
- Monday, September 8
- Monday, September 15
- Monday, September 29
- Monday, October 6
- Monday, October 13
- Monday, October 20
- Monday, October 27
- Monday, November 3
- Monday, November 10
- Monday, November 17
- Monday, November 24
- Monday, December 1

MIKE GUNDY TV SHOW

Mike Gundy's television show, Cowboy Football Roundup, airs on Fox Sports Oklahoma at 5:30 p.m. each Wednesday. Hosted by Dave Hunziker, the show includes highlights and analysis delivered by Gundy, plus feature segments.

Defensive Player Notes

ABOUT JAMES CASTLEMAN

An athletic 6-foot-2, 300-pounder, senior James Castleman is the defensive line's most established performer. With 80 tackles, 13 tackles for loss, 2.5 sacks, an interception, four pass breakups, two fumbles recovered, one fumble forced and three blocked kicks, he has done a little bit of everything during his time with the Cowboys.

Prior to enrolling at Oklahoma State, Castleman was a standout on the hardwood and finished his time at Amarillo HS in Texas as his school's all-time leading scorer and all-time leading rebounder. He was recognized as the *Amarillo News-Globe* Athlete of the Year in both football and basketball.

ABOUT JIMMY BEAN

Junior defensive end Jimmy Bean has 6.5 tackles for loss in his last four games, two of which were against top-10 opponents (No. 9 Missouri in the 2014 Cotton Bowl and No. 1 Florida State in the Cowboys Classic). He has 10 tackles for loss in his last seven games.

He is tied with Emmanuel Ogbah for the distinction of being OSU's active career sacks leader with six. He is tied with James Castleman for second on the team with 13.0 career tackles for loss.

After battling injuries early in his career, Bean has added about 15 pounds of muscle to his frame since arriving on campus and has positioned himself to be an important member of the defensive unit.

Bean teamed up with OSU quarterback J.W. Walsh at Guyer HS in Denton, Texas.

BEAN'S LAST SEVEN GAMES

Opponent	Tackles For Loss	Sacks
at Texas (2013)	1.5	0.0
Baylor (2013)	1.0	1.0
Oklahoma (2013)	1.0	0.0
vs. Missouri (2013)	3.0	1.0
vs. Florida State	2.0	0.0
Missouri State	1.5	1.5
UTSA	0.0	0.0
Total	10.0	3.5

ABOUT EMMANUEL OGBAH

Sophomore Emmanuel Ogbah is one of the rising stars on the Oklahoma State roster. He erupted on a national stage to open 2014 when he had six tackles, two sacks, two tackles for loss and two pass-breakups against top-ranked Florida State. He was a consistent menace to Heisman Trophy-winning quarterback Jameis Winston and the Seminole passing attack all game.

Only 16 games into his career, Ogbah has already made 8.5 tackles for loss and registered six sacks.

As a redshirt freshman playing in a reserve role last year, Ogbah made 20 tackles, 5.5 of which were tackles for loss. He bagged four sacks and was credited with four quarterback hurries.

OGBAH'S LAST 10 GAMES

Opponent	Tackles For Loss	Sacks
at Iowa State (2013)	1.0	0.0
at Texas Tech (2013)	1.0	1.0
Kansas (2013)	0.0	0.0
at Texas (2013)	1.0	1.0
Baylor (2013)	1.0	1.0
Oklahoma (2013)	0.5	0.0
vs. Missouri (2013)	0.0	0.0
vs. Florida State	2.0	2.0
Missouri State	1.0	0.0
UTSA	0.0	0.0
Total	7.5	5.0



GAME NOTES

SIMMONS LEADS THE LINEBACKERS

Junior Ryan Simmons leads OSU's linebacker corps, both in terms of on-field production to this point of his career and also in terms of his demeanor. A team-first style of player, Simmons came to Stillwater as a middle linebacker, but was converted to weakside backer in 2013 thanks to the presence of first-team All-Big 12 honoree Caleb Lavey.

Simmons now returns to his natural position and enters the Texas Tech game as OSU's active leader in career tackles with 114 and career tackles for loss with 16.5.

OSU'S ACTIVE CAREER TACKLES LEADERS

1.	114	Ryan Simmons, LB
2.	80	James Castleman, DT
3.	53	Kevin Peterson, CB
4.	49	Larry Stephens, S
5.	46	Ashton Lampkin, CB
6.	45	Jimmy Bean, DE

SIMMONS THE LATEST IN A FAMILY OF STARS

Ryan Simmons comes from a remarkably athletic family. His sister, Meighan, starred for the Tennessee women's basketball team and in 2013, finished her Lady Vol career with 2,064 points to become just the fifth player in UT history to reach the 2,000-point plateau. Simmons' uncle, Reggie Pinkney, played five years in the NFL. His cousins, Eric Barton and Aaron Curry, were both standouts in the NFL and his cousins Patrick Pinkney and Chris Curry played Division I ball at East Carolina and North Carolina, respectively

NEXT WAVE OF PLAYMAKERS EMERGES NOW

Beyond Simmons, it's up to first-year players to make plays at linebacker for Oklahoma State in 2014. Through two games, Seth Jacobs ranks third on the squad with 17 tackles. He recorded an interception against 2013 Heisman Trophy winner Jameis Winston of Florida State in the season opener. Jacobs leads the team with 13 tackles on opponent running plays.

Michigan transfer Josh Furman played safety, but saw the bulk of his action on special teams for the Wolverines in 2013. His conversion to linebacker has been smooth to this point, as he has recorded 16 tackles, four tackles for loss, two sacks and two pass breakups in his first three games as a Cowboy.

ABOUT KEVIN PETERSON

Junior Kevin Peterson has the makings of a very good cornerback, both from a mental standpoint and from a physical standpoint. Now in his third year with the Cowboys, Peterson finds himself in a leadership role for the first time, which is something the coaches are comfortable with thanks to his intelligence, his work ethic and his on-field performance.

Peterson leads all active Cowboys with nine career pass breakups.

ABOUT ASHTON LAMPKIN

Junior Ashton Lampkin was a regular contributor as a sophomore in 2013. At 5-foot-11 and 180 pounds, he has good size to go with good speed. He also has a fearless attitude on the field, which is a must for successful cornerbacks in the Big 12. Though he saw ample action as a cornerback last season, perhaps his biggest contribution to the team came as part of OSU's kickoff coverage unit, where he was regularly the first one down the field and was ultimately recognized as the team's special teams player of the year.

In the first start of his career, Lampkin recorded an interception against a Heisman Trophy-winning quarterback in Jameis Winston of Florida State and added two tackles and a pass breakup. He added an exclamation point at the end of the Cowboys' win over UTSA by intercepting a pass and returning it 50 yards for a touchdown on the final play of the game.

STERNS MAKING PLAYS

Only a sophomore, Jordan Sterns is emerging as a playmaker on the back end of the Oklahoma State secondary. Through three games, Sterns ranks second on the team with 19 tackles, has forced a fumble, blocked a punt and recorded two tackles for loss.

Sterns is no stranger to making plays, as he scored five non-offensive touchdowns during his senior year at Cibolo Steele HS outside of San Antonio - two interceptions, two punt returns and a fumble return.

OKLAHOMA STATE AND NIKE

The Oklahoma State football program is outfitted by Nike and is on the cutting edge of uniform combinations. Since the start of the 2011 season, the Cowboys have mixed up their look with a variety of helmets, jerseys and pants. A look:



2011 UNIFORM TRACKER

Opponent	Helmet	Jersey	Pants
Louisiana	White	Gray	White
Arizona	White	Black	Black
Tulsa	White	White	Black
Texas A&M	Gray	White	Gray
Kansas	Black	Black	Orange
Texas	Black	White	Black
Missouri	White	White	White
Baylor	Gray	Orange	Gray
K-State	Gray	Black	Gray
Texas Tech	White	White	Gray
Iowa State	Black	White	Orange
Oklahoma	Black	Orange	Black
Stanford	Black	Black	Black

2012 UNIFORM TRACKER

Opponent	Helmet	Jersey	Pants
Savannah State	White	Orange	White
Arizona	White	White	Gray
Louisiana	Black	Orange	Orange
Texas	Black	Orange	Black
Kansas	Carbon	White	Gray
Iowa State	Orange	Orange	Orange
TCU	Black	Black	Black
Kansas State	Orange	White	Orange
West Virginia	Black	Gray	Gray
Texas Tech	Orange	Orange	White
Oklahoma	White	White	White
Baylor	Carbon	White	Orange
Purdue	Black	Black	Black

2013 UNIFORM TRACKER

Opponent	Helmet	Jersey	Pants
Mississippi State	Black	White	Black
UTSA	Orange	White	Orange
Lamar	White	Orange	White
West Virginia	White	White	Black
Kansas State	Black	Black	Orange
TCU	Orange	Orange	Orange
Iowa State	White	White	Black
Texas Tech	Orange	White	White
Kansas	Black	Black	Gray
Texas	Black	White	Black
Baylor	White	Black	White
Oklahoma	Black	Orange	Black
Missouri	White	White	White

2014 UNIFORM TRACKER

Opponent	Helmet	Jersey	Pants
Florida State	Black	Black	Black
Missouri State	White	Orange	White
UTSA	Black	Orange	Black
Texas Tech			
Iowa State			
Kansas			
TCU			
West Virginia			
Kansas State			
Texas			
Baylor			
Oklahoma			



OKLAHOMA STATE HEAD COACH MIKE GUNDY

MIKE GUNDY

Head Coach | 10th Year | Oklahoma State, 1990



CAREER TRACK

Year	School	Position
1990	Oklahoma State	Receivers
1991-93	Oklahoma State	Quarterbacks
1994	Oklahoma State	Offensive Coordinator
1996	Baylor	Quarterbacks/Passing Game Coordinator
1997-2000	Maryland	Quarterbacks/Passing Game Coordinator/Receivers
2001-04	Oklahoma State	Assistant Head Coach/Offensive Coordinator
2005-present	Oklahoma State	Head Coach

CAREER NOTES

- 2011 winner of the Paul "Bear" Bryant College Coach of the Year Award selected by the Sportscasters and Sports-writers Association, and the Eddie Robinson National Coach of the Year Award presented by the Football Writers Association of America after leading Oklahoma State to a 12-1 record, its first Big 12 championship and BCS bowl game appearance in 2011. In guiding the Cowboys to the Big 12 title, OSU became the first school other than Oklahoma or Texas to win the conference since 2003.

- Finalist for the Eddie Robinson National Coach of the Year Award and the Liberty Mutual National Coach of the Year Award in both 2010 and 2011.

- 2010 Big 12 Coach of the Year after leading Oklahoma State to an 11-2 overall record and a share of the Big 12 South title.

- Has coached four major national award winners since 2008, as punter Matt Fodge won the Ray Guy Award in 2008, kicker Dan Bailey won the Lou Groza Award in 2010 and receiver Justin Blackmon won the Biletnikoff Award in 2010 and 2011.

- Since 2008 alone, Gundy has coached three finalists for the Biletnikoff Award given to the nation's top wide receiver, plus finalists for the Rimington Award given to the nation's top center, the Thorpe Award given to the nation's top defensive back, the Mackey Award given to the nation's top tight end, the Outland Trophy given to the nation's top interior lineman, the Doak Walker Award given to the nation's top running back, the Ray Guy Award given to the nation's top punter and the Lou Groza Award given to the nation's top kicker.

- Has coached 16 All-Americans in the last six seasons, including a pair of unanimous All-Americans: OL Russell Okung in 2009 and WR Justin Blackmon in 2010 and 2011.

- In quarterback Brandon Weeden, Kendall Hunter and Blackmon, Gundy coached the first trio of teammates in NCAA history to post 4,000 yards passing, 1,500 yards rushing and 1,500 yards receiving in the same season.

HEAD COACHING YEAR-BY-YEAR CAPSULE

Year	Overall	Home	Away	Neutral	League Record	Finish
2005	4-7	3-3	1-4	0-0	1-7	6th South
2006	7-6	4-2	1-4	2-0	3-5	5th South
2007	7-6	4-2	2-4	1-0	4-4	3rd South
2008	9-4	6-1	3-2	0-1	5-3	4th South
2009	9-4	6-2	3-1	0-1	6-2	2nd South
2010	11-2	5-2	5-0	1-0	6-2	T1st South
2011	12-1	6-0	5-1	1-0	8-1	1st
2012	8-5	6-1	1-4	1-0	5-4	T3rd
2013	10-3	5-1	4-1	1-1	7-2	T2nd
2014	2-1	2-0	0-0	0-1	0-0	TBD
Career	79-39	47-14	25-21	7-4	45-29	-

NOTING GUNDY

The Golden Years at Oklahoma State are happening right now. Now in his 10th year at the helm of the program, Mike Gundy is leading his alma mater to a level of sustained success never before seen in Stillwater.

Comparing the program Gundy has built to the one he inherited when he took over in 2005:

	Gundy Era (2005-pres.)	The 10 years Before Gundy (1995-2004)
Top-25 National Finishes	4	1
Top-20 National Finishes	4	0
Top-15 National Finishes	2	0
Top-10 National Finishes	1	0
Top-5 National Finishes	1	0
Seasons with at least 10 wins	3	0
Seasons with at least nine wins	5	1
Seasons with at least eight wins	6	3
Conference Record	45-30	32-49
Top-3 Finishes in Conf. Standings	5	0
All-Americans	16	4
Conference Player of the Year	5	0
First-Round NFL Draft Picks	5	3
Bowl Appearances	8	4
Bowl Victories	5	1

LONGEST-TENURED COACHES AT THEIR CURRENT SCHOOL

1. Frank Beamer, Virginia Tech	28th year
2. Larry Blakeney, Troy	24th year
3. Bill Snyder, Kansas State	23rd year
4. Bob Stoops, Oklahoma	16th year
4. Kirk Ferentz, Iowa	16th year
6. Gary Pinkel, Missouri	14th year
6. Gary Patterson, TCU	14th year
6. Mark Richt, Georgia	14th year
6. Mike Riley, Oregon State	14th year
10. George O'Leary, UCF	11th year
11. Mike Gundy, Oklahoma State	10th year
11. Steve Spurrier, South Carolina	10th year
11. Kyle Whittingham, Utah	10th year
11. Bronco Mendenhall, BYU	10th year
11. Frank Solich, Ohio	10th year
11. Les Miles, LSU	10th year
11. Rick Stockstill, Middle Tennessee	10th year

HEAD COACHES AT THEIR ALMA MATER

Troy Calhoun	Air Force
Bryan Harsin	Boise State
Ruffin McNeil	East Carolina
Paul Haynes	Kent State
Pat Fitzgerald	Northwestern
Mike Gundy	Oklahoma State
David Shaw	Stanford
Kliff Kingsbury	Texas Tech
Bill Blankenship	Tulsa
Matt Wells	Utah State
Sean Kugler	UTEP
Frank Beamer	Virginia Tech



BOONE PICKENS STADIUM



BOONE PICKENS STADIUM

Home of the Cowboys

Capacity: 60,218

Original Opening: 1919

Grand Opening Season: 2009

The Oklahoma State football program celebrated the grand opening season of Boone Pickens Stadium in 2009.

The spectacular football operations center includes a state-of-the-art locker room, sports medicine center, weight room and equipment room, plus plush coaches offices, team and position group meeting rooms, a spectacular training table area and much, much more. Some facts and figures about the \$286 million project:

- :: The entire field level area is 146,000 square feet.
- :: The equipment room is 9,000 square feet, a substantial growth from the previous 3,000 square foot equipment room.
- :: The sports medicine center is 7,000 square feet with four hydrotherapy pools and a digital x-ray machine. Included in one of the hydrotherapy pools is an underwater treadmill complete with an underwater video camera that sports medicine professionals can use to record data.
- :: The locker room is 14,000 square feet with ventilated lockers.
- :: The football-only weight room is 20,000 square feet with all-new equipment.
- :: The theater room seats 200 people with plush chairs and extra leg room for student-athletes.

Boone Pickens Stadium Expansions

- 1924** Permanent south side seating
- 1929** Permanent north side seating
- 1947** South side renovations raise capacity to 30,000
- 1950** North side renovations raise capacity to 39,000
- 1971** Field lowered, capacity increased to 51,000
- 1978** Coaches building constructed in east end zone
- 1980** New press box added for \$1.8 million
- 1985** Lights are added for first time for \$750,000
- 2004** New south side completed, including suites and club seating
- 2006** New north side completed, including suites and club seating
- 2008** Seating opened in new west end zone, raising capacity to 60,000
- 2009** Completed renovation including west end zone suites



AMONG THE NATION'S ELITE

No stadium in the country can match Boone Pickens Stadium's meshing of the luxurious and the cutting-edge. From its sparkling coaches offices and 123 suites to its new-wave locker-room, meeting rooms, training room, equipment room and football-only weight room, Oklahoma State's Boone Pickens Stadium is in a class of its own.



STADIUM RECORDS

All-Time Home Record	331-188-24
Since 2009 Grand Opening	30-6

TOP 10 HOME CROWDS

1.	60,218	vs. Baylor	2013
2.	59,638	vs. TCU	2013
3.	59,061	vs. Lamar	2013
4.	58,895	vs. Kansas State	2011
5.	58,841	vs. Kansas State	2013
6.	58,520	vs. Oklahoma	2013
7.	58,516	vs. Texas	2009
8.	58,476	vs. Kansas	2013
9.	58,274	vs. Baylor	2011
10.	58,141	vs. Oklahoma	2011

OLDEST STADIUM GROUNDS

(West of the Mississippi River)

Stadium	School	Built
Boone Pickens Stadium	Oklahoma State	1919
Husky Stadium	Washington	1920
Stanford Stadium	Stanford	1921
Memorial Stadium	Kansas	1921
Rose Bowl	UCLA	1922
Memorial Coliseum	USC	1923
Memorial Stadium	California	1923
Memorial Stadium	Nebraska	1923
Oklahoma Memorial Stadium	Oklahoma	1923



THE LAST TIME...

OKLAHOMA STATE TEAM

50+ Points	52 at Texas Tech, Nov. 2, 2013
60+ Points	65 vs. Louisiana, Sept. 15, 2012
70+ Points	84 vs. Savannah State, Sept. 1, 2012
Shut a team out at home	vs. Savannah State, Sept. 1, 2012 (84-0)
Shut out a conference opponent at home	vs. Kansas State, Nov. 25, 1961 (45-0)
Shut a team out on the road	at Oklahoma, Nov. 11, 1995 (12-0)
Shut out a conference opponent on the road	at Oklahoma, Nov. 11, 1995 (12-0)
Overtime game	at Oklahoma, Nov. 24, 2012 (L, 51-48)
30+ first downs	30 at UTSA, Sept. 7, 2013
50+ rushing attempts	55 at Texas Tech, Nov. 2, 2013
60+ rushing attempts	61 vs. Texas Tech, Sept. 22, 2007
70+ rushing attempts	71 vs. Mississippi State, Sept. 19, 1998
200+ Yards Rushing	206 vs. Missouri State, Sept. 6, 2014
300+ Yards Rushing	342 at Iowa State, Oct. 26, 2013
400+ Yards Rushing	450 vs. Missouri State, Sept. 13, 2008
500+ Yards Rushing	536 vs. Kansas, Nov. 12, 1988
Less than 100 Yards Rushing	85 vs. Kansas, Nov. 9, 2013
Less than 50 Yards Rushing	13 vs. Stanford, Jan. 2, 2012
Less than 25 Yards Rushing	13 vs. Stanford, Jan. 2, 2012
50+ pass attempts	57 vs. Missouri (AT&T Cotton Bowl), Jan. 3, 2014
60+ pass attempts	60 at Arizona, Sept. 8, 2012
40+ pass completions	42 at Iowa State, Nov. 18, 2011
300+ Yards Passing	315 vs. UTSA, Sept. 13, 2014
400+ Yards Passing	440 vs. Baylor, Nov. 23, 2013
500+ Yards Passing	518 at UTSA, Sept. 7, 2013
Less than 100 Yards Passing	78 at Iowa State, Oct. 26, 2013
500+ Yards Total Offense	548 vs. Missouri (AT&T Cotton Bowl), Jan. 3, 2014
600+ Yards Total Offense	605 at UTSA, Sept. 7, 2013
700+ Yards Total Offense	742 vs. Louisiana, Sept. 15, 2012
Less than 200 Yards Total Offense	109 at Oklahoma, Nov. 28, 2009
Less than 150 Yards Total Offense	109 at Oklahoma, Nov. 28, 2009
90+ offensive plays	96 vs. Missouri (AT&T Cotton Bowl), Jan. 3, 2014
Beat a Top 25 team at home	vs. No. 3 Baylor, Nov. 23, 2013 (49-17)
Beat a Top 20 team at home	vs. No. 3 Baylor, Nov. 23, 2013 (49-17)
Beat a Top 15 team at home	vs. No. 3 Baylor, Nov. 23, 2013 (49-17)
Beat a Top 10 team at home	vs. No. 3 Baylor, Nov. 23, 2013 (49-17)
Beat a Top 5 team at home	vs. No. 3 Baylor, Nov. 23, 2013 (49-17)
Beat a Top 25 team on the road	at No. 23 Texas, Nov. 16, 2013 (38-13)
Beat a Top 20 team on the road	at No. 15 Texas Tech, Nov. 2, 2013 (52-34)
Beat a Top 15 team on the road	at No. 15 Texas Tech, Nov. 2, 2013 (52-34)
Beat a Top 10 team on the road	at No. 8 Texas A&M, Sept. 24, 2011 (30-29)
Beat a Top 5 team on the road	at No. 3 Missouri, Oct. 11, 2008 (28-23)
Beat a Top 25 team at a neutral site	vs. No. 4 Stanford (2012 Fiesta Bowl), 41-38
Beat a Top 20 team at a neutral site	vs. No. 4 Stanford (2012 Fiesta Bowl), 41-38
Beat a Top 15 team at a neutral site	vs. No. 4 Stanford (2012 Fiesta Bowl), 41-38
Beat a Top 10 team at a neutral site	vs. No. 4 Stanford (2012 Fiesta Bowl), 41-38
Beat a Top 5 team at a neutral site	vs. No. 4 Stanford (2012 Fiesta Bowl), 41-38
Forced 5 Turnovers	5 vs. Kansas State, Oct. 5, 2013
Intercepted 4 Passes	4 at Tulsa, Sept. 18, 2011
Had 0 Turnovers	vs. UTSA, Sept. 13, 2014

OKLAHOMA STATE INDIVIDUAL RUSHING

100+ Yards Rushing	144, Desmond Roland vs. Oklahoma, Dec. 7, 2013
100+ Yards Rushing at Halftime	110, Desmond Roland vs. Oklahoma, Dec. 7, 2013
200+ Yards Rushing	219, Desmond Roland at Iowa State, Oct. 26, 2013
200+ Yards Rushing in a Half	208, Kendall Hunter 1st half vs. Washington St., Sept. 4, 2010
QB Rushed for 100 Yards	125, J.W. Walsh vs. Mississippi State, Aug. 31, 2013
Two Players with 100+ Yards Rushing	125, J.W. Walsh -and- 102, Jeremy Smith vs. Mississippi State, Aug. 31, 2013
Three Players with 100+ Yards Rushing	148, Keith Toston vs. Missouri St., Sept. 13, 2008 138, Beau Johnson vs. Missouri St., Sept. 13, 2008 132, Kendall Hunter vs. Missouri St., Sept. 13, 2008
Had a run of 50+ Yards	51, Desmond Roland vs. Oklahoma, Dec. 7, 2013

Had a run of 75+ Yards	81, Herschel Sims vs. Baylor, Oct. 29, 2011 (TD)
Had a run of 80+ Yards	81, Herschel Sims vs. Baylor, Oct. 29, 2011 (TD)
Had a run of 90+ Yards	95, Tatum Bell vs. Texas Tech, Oct. 18, 2003 (TD)
Had 30+ Rushing Attempts	31, Desmond Roland at Texas Tech, Nov. 2, 2013
Had 35+ Rushing Attempts	41, David Thompson vs. Baylor, Nov. 23, 1996
Had 40+ Rushing Attempts	41, David Thompson vs. Baylor, Nov. 23, 1996
4+ Rushing Touchdowns	4, Desmond Roland at Iowa State, Oct. 26, 2013
5+ Rushing Touchdowns	5, Barry Sanders vs. Kansas, Nov. 12, 1988

OKLAHOMA STATE INDIVIDUAL PASSING

300+ Yards Passing	315, Daxx Garman vs. UTSA, Sept. 13, 2014
300+ Yards Passing in a half	317, Wes Lunt 2nd half at Arizona, Sept. 8, 2012
400+ Yards Passing	415, J.W. Walsh vs. Iowa State, Oct. 20, 2012
Had 30+ Completions	33, Clint Chelf vs. Missouri (AT&T Cotton Bowl), Jan. 3, 2014
Had 40+ Completions	42, Brandon Weeden at Iowa State, Nov. 18, 2011
Had 40+ Attempts	57, Clint Chelf vs. Missouri (AT&T Cotton Bowl), Jan. 3, 2014
Had 50+ Attempts	57, Clint Chelf vs. Missouri (AT&T Cotton Bowl), Jan. 3, 2014
Had 60+ Attempts	60, Wes Lunt at Arizona, Sept. 8, 2012
50+ Yard Pass	87, Daxx Garman to Brandon Sheperd vs. Missouri State, Sept. 6, 2014 (TD)
80+ Yard Pass	87, Daxx Garman to Brandon Sheperd vs. Missouri State, Sept. 6, 2014 (TD)
90+ Yard Pass	95, Zac Robinson to Jeremy Broadway vs. Iowa State, Nov. 1, 2008
Had 4+ TD Passes	4, J.W. Walsh at UTSA, Sept. 7, 2013
Had 4+ TD Passes in a Half	5, Brandon Weeden 1st half vs. Kansas, Oct. 8, 2011
Had 5+ TD Passes	5, Brandon Weeden at Texas Tech, Nov. 12, 2011
Had 5+ TD Passes in a Half	5, Brandon Weeden 1st half vs. Kansas, Oct. 8, 2011
Had 6+ TD Passes	6, Brandon Weeden vs. Tulsa, Sept. 18, 2010
Had 7+ TD Passes	7, Josh Fields at SMU, Sept. 20, 2003

OKLAHOMA STATE INDIVIDUAL RECEIVING

Caught 10+ Passes	10, Josh Stewart vs. TCU, Oct. 19, 2013
Two Players Caught 10+ Passes	13, Josh Cooper -and- 10, Justin Blackmon at Iowa State, Nov. 18, 2011
Three Players Caught 10+ Passes	11, Josh Cooper; 11, Justin Blackmon -and- 10 Hubert Anyiam at Texas A&M, Sept. 24, 2011
100+ Yards Receiving	131, Brandon Sheperd vs. Missouri State, Sept. 6, 2014
100+ Yards Receiving at Halftime	131, Brandon Sheperd vs. Missouri State, Sept. 6, 2014
200+ Yards Receiving	205, Justin Blackmon vs. Kansas State, Nov. 5, 2011
300+ Yards Receiving	300, Adarius Bowman at Kansas, Oct. 14, 2006
Two Players with 100+ Yards Receiving	112, Blake Jackson -and- 104, Josh Stewart vs. Louisiana, Sept. 15, 2012
Had 3+ TD Catches	3, Isaiah Anderson vs. Texas Tech, Nov. 17, 2012
Had 4+ TD Catches	4, Tracy Moore at Arizona, Sept. 8, 2012
Had 5+ TD Catches	7, Rashaun Woods at SMU, Sept. 20, 2003
100+ Yards Receiving by a Running Back	113, Gerald Hudson at Kansas, Nov. 4, 1989
100 yards rushing and receiving, same game	Gerald Hudson at Kansas, Nov. 4, 1989 108 rushing yards and 113 receiving yards

OKLAHOMA STATE INDIVIDUAL DEFENSE

Had 15+ Tackles	15, Alex Elkins at Arizona, Sept. 8, 2012
Had 20+ Tackles	20, Dwayne Levels at Baylor, Nov. 17, 2001
Had 2+ Interceptions	2, Justin Gilbert at Texas, Nov. 16, 2013
Had 3+ Interceptions	3, Jacob Lacey vs. Texas, Nov. 3, 2007
INT Return for a Touchdown	50, Ashton Lampkin vs. UTSA, Sept. 13, 2014
Fumble Return for a Touchdown	78, Tyler Patmon vs. Baylor, Nov. 23, 2013
Multiple Defensive TDs	Justin Gilbert (31 yd int return) and Tyler Johnson (54 yd fumble return) at Iowa State, Oct. 26, 2013
Had 4+ Tackles for Loss	4, Jamie Blatnick at Texas, Oct. 15, 2011
Had 5+ Tackles for Loss	5, Nathan Peterson, Nov. 17, 2007
Had 3+ Sacks	3, Nathan Peterson at Baylor, Nov. 17, 2007
Blocked a Punt	Jordan Sterns vs. Missouri State, Sept. 6, 2014
Blocked a FG	Ofa Hautau vs. Missouri State, Sept. 6, 2014
Blocked a PAT	James Castleman vs. Missouri State, Sept. 6, 2014
Blocked a Punt, FG and PAT	Sterns (Punt), Hauta (FG) and Sterns (PAT) vs. Missouri State, Sept. 6, 2014
Recorded a Safety	Team at Washington State, Aug. 30, 2008



THE LAST TIME...

OKLAHOMA STATE INDIVIDUAL MISCELLANEOUS

KR for a Touchdown	100, Justin Gilbert vs. Kansas, Nov. 9, 2013
Game-Opening KR for a Touchdown	100, Justin Gilbert vs. Kansas, Nov. 9, 2013
PR for a Touchdown	95, Josh Stewart vs. TCU, Oct. 19, 2013
Punt Blocked for a Touchdown	Zack Craig blocked & returned vs. Texas Tech, Nov. 17, 2012
Returned a blocked FG for a Touchdown	Massey blocked, M. Jones returned vs. Kansas, Nov. 13, 1999
Returned a PAT for a score	D. Williams vs. Kansas State, Oct. 12, 2002
Scored 4+ TDs in a game	4, Desmond Roland at Iowa State, Oct. 26, 2013
Scored 5+ TDs in a game	7, Rashaun Woods at SMU, Sept. 20, 2003
Passed For 200 Yards & Rushed For 100 Yards	Zac Robinson, 202 passing/144 rushing at Baylor, Nov. 17, 2007
300-yd passer, 200-yd rusher, 200-yd receiver	Zac Robinson, 320 yards passing, Kendall Hunter, 210 yards rushing, Dez Bryant, 236 yards receiving vs. Houston, Sept. 6, 2008
300-yd passer, 100-yd rusher, 100-yd receiver	Clint Chelf, 333 passing
Scored 5+ TDs in a game	Joseph Randle, 139 rushing and Josh Stewart, 147 receiving at Baylor, Dec. 1, 2012
100-yd rusher & 100-yd receiver, same game	Joseph Randle, 139 yards rushing and Josh Stewart, 147 receiving at Baylor, Dec. 1, 2012
200-yd rusher & 200-yd receiver, same game	Kendall Hunter, 210 yards rushing, Dez Bryant, 236 yards receiving vs. Houston, Sept. 6, 2008
Punted the Ball 70+ Yards	74, Quinn Sharp vs. West Virginia, Nov. 10, 2012
Punted the Ball 80+ Yards	80, Cole Farden at Baylor, Nov. 22, 2003
Kicked a 50-Yard FG	51, Quinn Sharp vs. Texas Tech, Nov. 17, 2012
Kicked Two 50+ Yard FGs, same game	Dan Bailey (52 and 52) at Louisiana, Oct. 8, 2010
Made 4+ FG	4, Ben Grogan vs. Missouri State, Sept. 6, 2014
Blocked multiple kicks in a game	Zack Craig (two blocked punts) vs. Texas Tech, Nov. 17, 2012

OPPONENT TEAM

50+ Points	51 at Oklahoma, Nov. 24, 2012
Shut out OSU in Stillwater	vs. Colorado, Oct. 1, 2005 (34-0)
Shut out OSU in Stillwater (Conf.)	vs. Colorado, Oct. 1, 2005 (34-0)
Shut out OSU at opponent home	at Oklahoma, Nov. 28, 2009 (27-0)
Shut out OSU at opponent home (Conf.)	at Oklahoma, Nov. 28, 2009 (27-0)
Shut out OSU in the first half	vs. Ole Miss, Jan. 2, 2010
Shut out OSU in the second half	at Oklahoma, Nov. 28, 2009
30+ first downs	35 at Texas Tech, Nov. 2, 2013
40+ first downs	44 at Oklahoma, Nov. 24, 2012
50+ rushing attempts	55 at Baylor, Dec. 1, 2012
60+ rushing attempts	65 at Nebraska, Aug. 30, 2003
Less than 25 Yards Rushing	13 vs. Colorado, Nov. 19, 2009
Less than 50 yards Rushing	41 vs. Arizona, Sept. 8, 2011
Less than 100 Yards Rushing	73 vs. UTSA, Sept. 13, 2014
200+ Yards Rushing	256 vs. Missouri (AT&T Cotton Bowl), Jan. 3, 2014
300+ Yards Rushing	319 at Baylor, Dec. 1, 2012
400+ Yards Rushing	513, Nebraska, Aug. 31, 1995
500+ Yards Rushing	513, Nebraska, Aug. 31, 1995
50+ pass attempts	71 at Texas Tech, Nov. 2, 2013
60+ pass attempts	71 at Texas Tech, Nov. 2, 2013
70+ pass attempts	71 at Texas Tech, Nov. 2, 2013
Less than 100 Yards Passing	81 vs. Savannah State, Sept. 1, 2012
Less than 200 Yards Passing	133 vs. UTSA, Sept. 13, 2014
300+ Yards Passing	370 vs. Florida State, Aug. 30, 2014
400+ Yards Passing	425 at Texas Tech, Nov. 2, 2013
500+ Yards Passing	512 at Oklahoma, Nov. 24, 2012
600+ Yards Passing	646 vs. Texas Tech, Sept. 22, 2007
Less than 200 Yards Total Offense	139, vs. Savannah State, Sept. 1, 2012
Less than 150 Yards Total Offense	139, Savannah State, Sept. 1, 2012
500+ Yards Total Offense	549 at Texas Tech, Nov. 2, 2013
600+ Yards Total Offense	615 at Baylor, Dec. 1, 2012
700+ Yards Total Offense	718, vs. Texas Tech, Sept. 22, 2007
90+ offensive plays	91 vs. Missouri (AT&T Cotton Bowl), Jan. 3, 2014
100+ offensive plays	103 at Oklahoma, Nov. 24, 2012
Forced 5 OSU Turnovers	5 at Kansas State, Nov. 3, 2012
Intercepted 4 OSU Passes	4 at Kansas State, Nov. 3, 2012
Had 0 Turnovers	vs. Missouri State, Sept. 6, 2014

OPPONENT INDIVIDUAL RUSHING

100+ Yards Rushing	118, Daniel Sams vs. Kansas State, Oct. 5, 2013
200+ Yards Rushing	202, Allen Patrick vs. Oklahoma, Nov. 24, 2007
250+ Yards Rushing	267, Vince Young vs. Texas, Oct. 29, 2005
QB rushed for 100 Yards	118, Daniel Sams vs. Kansas State, Oct. 5, 2013
Two Players with 100+ Yards Rushing	173, Ja'Terian Douglas -and- 159 Trey Watts at Tulsa, Sept. 18, 2011

50+ Yard Run	50, Tony Pierson, vs. Kansas, Nov. 9, 2013
80+ Yard Run	80, Ja'Terian Douglas, at Tulsa, Sept. 18, 2011
90+ Yard Run	90, Calvin Jones at Nebraska, Oct. 10, 1992
Had 30+ Rushing Attempts	35, Stepfan Taylor vs. Stanford, Jan. 2, 2012
Had 35+ Rushing Attempts	35, Stepfan Taylor vs. Stanford, Jan. 2, 2012
4+ Rushing Touchdowns	5, Cedric Benson vs. Texas, Nov. 6, 2004
5+ Rushing Touchdowns	5, Cedric Benson vs. Texas, Nov. 6, 2004

OPPONENT INDIVIDUAL PASSING

300+ Yards Passing	370, Jameis Winston vs. Florida State, Aug. 30, 2014
400+ Yards Passing	425, Davis Webb at Texas Tech, Nov. 2, 2013
500+ Yards Passing	500, Landry Jones at Oklahoma, Nov. 24, 2012
600+ Yards Passing	646, Graham Harrell vs. Texas Tech, Sept. 22, 2007
Had 30+ Completions	45, Davis Webb at Texas Tech, Nov. 2, 2013
Had 40+ Completions	45, Davis Webb at Texas Tech, Nov. 2, 2013
Had 40+ Attempts	40, Jameis Winston vs. Florida State, Aug. 30, 2014
Had 50+ Attempts	71, Davis Webb at Texas Tech, Nov. 2, 2013
Had 60+ Attempts	71, Davis Webb at Texas Tech, Nov. 2, 2013
Had 65+ Attempts	71, Davis Webb at Texas Tech, Nov. 2, 2013
Had 70+ Attempts	71, Davis Webb at Texas Tech, Nov. 2, 2013
50+ Yard Pass	50, Jameis Winston to Rashad Greene vs. Florida State, Aug. 30, 2014 (TD)
80+ Yard Pass	86, Landry Jones to Cameron Kenney vs. Oklahoma, Nov. 27, 2010 (TD)
90+ Yard Pass	96, Major Applewhite to Roy Williams, Sept. 30, 2000 (TD)
Had 4+ TD Passes	4, Landry Jones vs. Oklahoma, Nov. 27, 2010
Had 5+ TD Passes	5, Taylor Martinez vs. Nebraska, Oct. 23, 2010
Had 6+ TD Passes	6, Graham Harrell vs. Texas Tech, Nov. 8, 2008

OPPONENT INDIVIDUAL RECEIVING

Caught 10+ Passes	11, Rashad Greene vs. Florida State, Aug. 30, 2014
Caught 15+ Passes	15, Jace Amaro at Texas Tech, Nov. 2, 2013
100+ Yards Receiving	203, Rashad Greene vs. Florida State, Aug. 30, 2014
Two With 100+ Yards Receiving	162, Jalen Saunders, 146 Justin Brown and 103 Kenny Stills at Oklahoma, Nov. 24, 2012
Three With 100+ Yards Receiving	162, Jalen Saunders, 146 Justin Brown and 103 Kenny Stills at Oklahoma, Nov. 24, 2012
200+ Yards Receiving	203, Rashad Greene vs. Florida State, Aug. 30, 2014
Two Players with 200+ Yards Receiving	237, Michael Crabtree -and- 233, Danny Amendola, Texas Tech, Sept. 22, 2007
Had 3+ TD Catches	3, Jaxon Shipley, vs. Texas, Sept. 29, 2012
Had 4+ TD Catches	4, Marcus Harris at Wyoming, Sept. 23, 1995
100+ Yards Receiving by a Running Back	101, Taurean Henderson, Texas Tech, Nov. 9, 2002

OPPONENT INDIVIDUAL DEFENSE

Had 15+ Tackles	15, Andrew Wilson vs. Missouri (AT&T Cotton Bowl), Jan. 3, 2014
Had 2+ Interceptions	3, Allen Chapman at Kansas State, Nov. 3, 2012
Had 3+ Interceptions	3, Allen Chapm1n at Kansas State, Nov. 3, 2012
Interception Return for a Touchdown	9, Nate Andrews vs. Florida State, Aug. 30, 2014
Fumble Return for a Touchdown	73, Shane Ray vs. Missouri (AT&T Cotton Bowl), Jan. 3, 2014
Had 4+ Tackles for Loss	6, Dylan Cole vs. Missouri State, Sept. 6, 2014
Had 5+ Tackles for Loss	6, Dylan Cole vs. Missouri State, Sept. 6, 2014
Had 3+ Sacks	3, Tim Crowder, Texas, Nov. 6, 2004
Had 4+ Sacks	4, Antwaun Bynum vs. Missouri, Oct. 6, 2001
Blocked a Punt	Kerry Hyder at Texas Tech, Nov. 2, 2013
Blocked a FG	Travis Britz vs. Kansas State, Oct. 5, 2013
Blocked a PAT attempt	David Irving, at Iowa State, Oct. 26, 2013
Recorded a safety	Team, at Texas, Oct. 15, 2011

OPPONENT INDIVIDUAL MISCELLANEOUS

KR for a Touchdown	100, Tyler Lockett at Kansas State, Nov. 3, 2012
PR for a Touchdown	64, Jalen Saunders vs. Oklahoma, Dec. 7, 2013
Punt Blocked for a Touchdown	21, Daniel Gonzalez, Kansas St., Oct. 7, 2006
Returned a blocked FG for a Touchdown	65, Kip Daily, Kansas St., Oct. 5, 2013
Returned a PAT for a score	Frank Alexander, vs. Oklahoma, Nov. 29, 2008
Scored 4+ TD in a game	5, Cedric Benson, Texas, Nov. 6, 2004
Passed for 200 Yards & Rushed for 100 Yards	Taylor Martinez, 323 passing/112 rushing vs. Nebraska, Oct. 23, 2010
Punted the Ball 70+ Yards	74, Michael Such vs. Tulsa, Sept. 18, 2010
Punted the Ball 80+ Yards	81, Brian Lewis vs. Oklahoma, Nov. 9, 1996
Kicked a 50-Yard FG	52, Alex Henery vs. Nebraska, Oct. 23, 2010
Made 4+ FG	4, Jimmy Stevens, Oklahoma, Nov. 27, 2010



SELECT PLAYERS GAME-BY-GAME STATS

12 DAXX GARMAN

QUARTERBACK | 6-2 | 205 | JUNIOR
SOUTHLAKE, TEXAS/CARROLL/ARIZONA

Career Highs

Completions	16, twice, last vs. UTSA, 9/13/14
Attempts	30 vs. UTSA, 9/13/14
Yards	315 vs. UTSA, 9/13/14
Passing TD	2, twice, last vs. UTSA, 9/13/14
Long Pass	87 vs. Missouri State, 9/6/14
Rushes	6 vs. UTSA, 9/13/14
Rushing Yards	4 vs. Missouri State, 9/6/14
Rushing TD	No rushing touchdowns
Long Rush	14 vs. Missouri State, 9/6/14

2014 Season Highs

Completions	16, twice, vs. UTSA, 9/13/14
Attempts	30 vs. UTSA, 9/13/14
Yards	315 vs. UTSA, 9/13/14
Passing TD	2, twice, vs. UTSA, 9/13/14
Long Pass	87 vs. Missouri State, 9/6/14
Rushes	6 vs. UTSA, 9/13/14
Rushing Yards	4 vs. Missouri State, 9/6/14
Rushing TD	No rushing touchdowns
Long Rush	14 vs. Missouri State, 9/6/14

Garmans's 2014 Game-by-Game Passing Stats

Date	Opponent	Cmp.	Att.	Int.	Yds.	TD	Long	Sack
Aug. 30	vs. Florida State			DNP				
Sept. 6	Missouri State	16	26	0	244	2	87	2
Sept. 13	UTSA	16	30	0	315	2	43	4
Sept. 25	Texas Tech							
Oct. 4	Iowa State							
Oct. 11	at Kansas							
Oct. 18	at TCU							
Oct. 25	West Virginia							
Nov. 1	at Kansas State							
Nov. 15	Texas							
Nov. 22	at Baylor							
Dec. 6	at Oklahoma							

Garmans's Career Passing Stats

Year	G	Effic	Cmp-Att-Int	Pct	Yds	TD	Lng	Avg/G
2014	2	164.56	32-56-0	57.1	559	4	87	279.5
Career	2	164.56	32-56-0	57.1	559	4	87	279.5

4 J.W. WALSH

QUARTERBACK | 6-2 | 205 | JUNIOR
DENTON, TEXAS/GUYER

Career Highs

Completions	32 vs. Iowa State, 10/20/12
Attempts	47 twice, last at West Virginia, 9/28/13
Yards	415 vs. Iowa State, 10/20/12
Passing TD	4 twice last at UTSA, 9/7/13
Long Pass	74 vs. Iowa State, 10/20/12
Rushes	16 at West Virginia, 9/28/13
Rushing Yards	125 vs. Mississippi State, 8/31/13
Rushing TD	2, twice, last vs. Florida State, 8/30/14
Long Rush	50 vs. Texas, 9/29/12

2014 Season Highs

Completions	15 vs. Florida State, 8/30/14
Attempts	27 vs. Florida State, 8/30/14
Yards	203 vs. Florida State, 8/30/14
Passing TD	1 vs. Florida State, 8/30/14
Long Pass	55 vs. Florida State, 8/30/14
Rushes	11 vs. Florida State, 8/30/14
Rushing Yards	51 vs. Florida State, 8/30/14
Rushing TD	2 vs. Florida State, 8/30/14
Long Rush	24 vs. Florida State, 8/30/14

Walsh's 2012 Game-by-Game Passing Stats

Date	Opponent	Cmp.	Att.	Int.	Yds.	TD	Long	Sack
Sept. 1	Savannah State	13	21	1	149	2	29	0
Sept. 8	at Arizona	0	0	0	0	0	0	0
Sept. 15	Louisiana	21	30	0	347	4	58	0
Sept. 29	Texas	18	27	1	301	2	44	2
Oct. 13	at Kansas	18	29	1	255	1	72	0
Oct. 20	Iowa State	32	47	0	415	1	74	1
Oct. 27	TCU			DNP				
Nov. 3	at Kansas State			DNP				
Nov. 10	West Virginia			DNP				
Nov. 17	Texas Tech	1	1	0	2	1	2	1
Nov. 24	at Oklahoma	0	0	0	0	0	0	0
Dec. 1	at Baylor	1	1	0	9	0	9	0
Jan. 1	vs. Purdue	5	7	0	86	2	37	0

Walsh's 2012 Game-by-Game Rushing Stats

Date	Opponent	No.	Gain	Loss	Net	TD	Long	Avg.
Sept. 1	Savannah State	3	29	0	29	0	13	9.7
Sept. 8	at Arizona	1	0	0	0	0	0	0.0
Sept. 15	Louisiana	6	73	0	73	1	36	12.2
Sept. 29	Texas	8	71	14	57	0	50	7.1
Oct. 13	at Kansas	9	52	3	49	1	18	5.4
Oct. 20	Iowa State	9	52	6	46	1	20	5.1
Oct. 27	TCU				DNP			
Nov. 3	at Kansas State				DNP			
Nov. 10	West Virginia				DNP			
Nov. 17	Texas Tech	6	10	7	3	1	4	0.5
Nov. 24	at Oklahoma	1	2	0	2	1	2	2.0
Dec. 1	at Baylor	6	18	0	18	2	7	3.0
Jan. 1	vs. Purdue	1	13	0	13	0	13	13.0

Walsh's 2013 Game-by-Game Passing Stats

Date	Opponent	Cmp.	Att.	Int.	Yds.	TD	Long	Sack
Aug. 31	vs. Mississippi St.	18	27	0	135	0	21	0
Sept. 7	at UTSA	24	27	0	326	4	56	1
Sept. 14	Lamar	17	30	1	181	1	24	0
Sept. 28	at West Virginia	20	47	2	322	3	73	1
Oct. 5	Kansas State	24	38	0	245	1	43	1
Oct. 19	TCU	9	18	2	115	0	34	1
Oct. 26	at Iowa State	0	1	0	0	0	0	0

Nov. 2	at Texas Tech							DNP
Nov. 9	Kansas	1	2	0	9	0	9	0
Nov. 16	at Texas							DNP
Nov. 23	Baylor							DNP
Dec. 7	Oklahoma							DNP
Jan. 3	vs. Missouri							DNP

Walsh's 2013 Game-by-Game Rushing Stats

Date	Opponent	No.	Gain	Loss	Net	TD	Long	Avg.
Aug. 31	vs. Mississippi St.	13	126	1	125	1	46	9.6
Sept. 7	at UTSA	5	13	1	12	1	6	2.4
Sept. 14	Lamar	7	45	0	45	0	10	6.4
Sept. 28	at West Virginia	16	61	9	52	0	14	3.2
Oct. 5	Kansas State	11	37	6	31	1	12	2.8
Oct. 19	TCU	5	25	6	19	0	10	3.8
Oct. 26	at Iowa State	0	0	0	0	0	0	0
Nov. 2	at Texas Tech							DNP
Nov. 9	Kansas	0	0	0	0	0	0	0
Nov. 16	at Texas							DNP
Nov. 23	Baylor							DNP
Dec. 7	Oklahoma							DNP
Jan. 3	Missouri							DNP

Walsh's 2014 Game-by-Game Passing Stats

Date	Opponent	Cmp.	Att.	Int.	Yds.	TD	Long	Sack
Aug. 30	vs. Florida State	15	27	1	203	1	55	1
Sept. 6	Missouri State	5	9	0	30	0	13	0
Sept. 13	UTSA							DNP
Sept. 25	Texas Tech							
Oct. 4	Iowa State							
Oct. 11	at Kansas							
Oct. 18	at TCU							
Oct. 25	West Virginia							
Nov. 1	at Kansas State							
Nov. 15	Texas							
Nov. 22	at Baylor							
Dec. 6	at Oklahoma							

Walsh's 2014 Game-by-Game Rushing Stats

Date	Opponent	No.	Gain	Loss	Net	TD	Long	Avg.
Aug. 30	vs. Florida State	11	65	14	51	2	24	4.6
Sept. 6	Missouri State	4	43	1	42	0	20	10.5
Sept. 13	UTSA							DNP
Sept. 25	Texas Tech							
Oct. 4	Iowa State							
Oct. 11	at Kansas							
Oct. 18	at TCU							
Oct. 25	West Virginia							
Nov. 1	at Kansas State							
Nov. 15	Texas							
Nov. 22	at Baylor							
Dec. 6	at Oklahoma							

Walsh's Career Passing Stats

Year	G	Effic	Cmp-Att-Int	Pct	Yds	TD	Lng	Avg/G
2012	10	170.11	109-163-3	66.9	1564	13	74	156.4
2013	8	128.77	113-190-5	59.5	1333	9	73	166.6
2014	2	113.53	20-36-1	55.6	233	1	55	116.5
Career	20	144.68	242-389-9	62.2	3130	23	74	156.5

Walsh's Career Rushing Stats

Year	G	Att.	Gain	Loss	Net	Avg.	TD	Long	Avg/G
2012	10	50	320	30	290	5.8	7	50	29.0
2013	8	58	317	23	294	5.1	3	46	36.8
2014	2	15	108	15	93	6.2	2	24	46.5
Career	20	123	745	68	677	5.5	12	50	33.8



SELECT PLAYERS GAME-BY-GAME STATS

24 TYREEK HILL

ATHLETE | 5-10 | 185 | JUNIOR
PEARSON, GA./COFFEE/GARDEN CITY CC

Career/Season Highs

All-Purpose Yards	278 vs. Florida State, 8/30/14
Rushes	8, twice, last vs. Missouri State, 9/6/14
Rushing Yards	62 vs. Missouri State, 9/6/14
Long Rush	44 vs. Missouri State, 9/6/14
Rushing Touchdowns	None
Receptions	6 vs. Florida State, 8/30/14
Receiving Yards	62 vs. Florida State, 8/30/14
Long Reception	22 vs. Florida State, 8/30/14
Receiving Touchdowns	None
Total Touchdowns	None
Long KR	46 vs. Florida State, 8/30/14
Long PR	37 vs. Missouri State, 9/6/14

Hill's 2014 Game-by-Game Rushing Stats

Date	Opponent	No.	Gain	Loss	Net	TD	Long	Avg.
Aug. 30	vs. Florida State	8	44	0	44	0	12	5.5
Sept. 6	Missouri State	8	66	4	62	0	44	7.8
Sept. 13	UTSA	7	31	2	29	0	13	4.1
Sept. 25	Texas Tech							
Oct. 4	Iowa State							
Oct. 11	at Kansas							
Oct. 18	at TCU							
Oct. 25	West Virginia							
Nov. 1	at Kansas State							
Nov. 15	Texas							
Nov. 22	at Baylor							
Dec. 6	at Oklahoma							

Hill's 2014 Game-by-Game Receiving Stats

Date	Opponent	No.	Yds.	TD	Long
Aug. 30	vs. Florida State	6	62	0	22
Sept. 6	Missouri State	1	2	0	2
Sept. 13	UTSA	2	12	0	8
Sept. 25	Texas Tech				
Oct. 4	Iowa State				
Oct. 11	at Kansas				
Oct. 18	at TCU				
Oct. 25	West Virginia				
Nov. 1	at Kansas State				
Nov. 15	Texas				
Nov. 22	at Baylor				
Dec. 6	at Oklahoma				

Hill's Career Rushing Stats

Year	G	Att.	Gain	Loss	Net	Avg.	TD	Long	Avg./G
2014	3	23	141	6	135	5.9	0	44	45.0
Career	3	23	141	6	135	5.9	0	44	45.0

Hill's Career Receiving Stats

Year	G	Rec.	Yds.	Avg.	TD	Long	Avg./G
2014	3	9	76	8.4	0	22	25.3
Career	3	9	76	8.4	0	22	25.3

26 DESMOND ROLAND

RUNNING BACK | 6-2 | 210 | SENIOR
DALLAS, TEXAS/LAKE HIGHLANDS

Career Highs

Rushes	31 at Texas Tech, 11/2/13
Rushing Yards	219 at Iowa State, 10/26/13
Rushing TD	4 at Iowa State, 10/26/13
Long Rush	58 at Iowa State, 10/26/13
Long KR	80 at Kansas State 11/3/12

2014 Season Highs

Rushes	21 vs. UTSA, 9/13/14
Rushing Yards	95 vs. UTSA, 9/13/14
Rushing TD	2 vs. UTSA, 9/13/14
Long Rush	13 vs. UTSA, 9/13/14
Long KR	None

Roland's 2011 Game-by-Game Rushing Stats

Date	Opponent	No.	Gain	Loss	Net	TD	Long	Avg.
Sept. 3	Louisiana	8	63	2	61	0	30	7.6
Sept. 8	Arizona				DNP			
Sept. 17	at Tulsa	2	7	0	7	0	4	3.5
Sept. 24	at Texas A&M				DNP			
Oct. 8	Kansas	7	28	1	27	0	13	3.9
Oct. 15	at Texas	0	0	0	0	0	0	0.0
Oct. 22	at Missouri				DNP			
Oct. 29	Baylor				DNP			
Nov. 5	Kansas State				DNP			
Nov. 12	at Texas Tech				DNP			
Nov. 18	at Iowa State				DNP			
Dec. 3	Oklahoma	0	0	0	0	0	0	0.0
Jan. 2	vs. Stanford				DNP			

Roland's 2012 Game-by-Game Rushing Stats

Date	Opponent	No.	Gain	Loss	Net	TD	Long	Avg.
Sept. 1	Savannah State	9	105	1	104	3	42	11.6
Sept. 8	at Arizona	0	0	0	0	0	0	0.0
Sept. 15	Louisiana	13	61	5	56	1	12	4.3
Sept. 29	Texas	3	20	0	20	0	16	6.7
Oct. 13	at Kansas	0	0	0	0	0	0	0.0
Oct. 20	Iowa State	5	18	0	18	0	5	3.6
Oct. 27	TCU	0	0	0	0	0	0	0.0
Nov. 3	at Kansas State	0	0	0	0	0	0	0.0
Nov. 10	West Virginia	0	0	0	0	0	0	0.0
Nov. 17	Texas Tech	7	55	3	52	0	24	7.4
Nov. 24	at Oklahoma	0	0	0	0	0	0	0.0
Dec. 1	at Baylor	0	0	0	0	0	0	0.0
Jan. 1	vs. Purdue	9	51	0	51	0	22	5.7

Roland's 2013 Game-by-Game Rushing Stats

Date	Opponent	No.	Gain	Loss	Net	TD	Long	Avg.
Aug. 31	vs. Mississippi St.	10	52	6	46	0	20	4.6
Sept. 7	at UTSA	5	26	0	26	0	15	5.2
Sept. 14	Lamar	9	24	7	17	1	8	1.9
Sept. 28	at West Virginia	7	47	1	46	0	22	6.6
Oct. 5	Kansas State	2	1	0	1	0	1	0.5
Oct. 19	TCU	3	14	3	11	1	11	3.7
Oct. 26	at Iowa State	26	219	0	219	4	58	8.4
Nov. 2	at Texas Tech	31	96	0	96	3	9	3.1
Nov. 9	Kansas	16	47	3	44	1	8	2.8
Nov. 16	at Texas	19	73	14	59	0	29	3.1
Nov. 23	Baylor	11	37	1	36	0	8	3.3
Dec. 7	Oklahoma	21	145	1	144	2	51	6.9
Jan. 3	Missouri	16	66	0	66	1	9	4.1

Roland's 2013 Game-by-Game Receiving Stats

Date	Opponent	No.	Yds.	TD	Long
Aug. 31	vs. Mississippi St.	1	3	0	3
Sept. 7	at UTSA	1	21	1	21
Sept. 14	Lamar	1	20	0	20
Sept. 28	at West Virginia	0	0	0	0
Oct. 5	Kansas State	0	0	0	0
Oct. 19	TCU	0	0	0	0
Oct. 26	at Iowa State	0	0	0	0
Nov. 2	at Texas Tech	0	0	0	0
Nov. 9	Kansas	1	19	1	19
Nov. 16	at Texas	2	25	0	18
Nov. 23	Baylor	0	0	0	0
Dec. 7	Oklahoma	2	-8	1	15
Jan. 3	Missouri	1	3	0	3

Roland's 2014 Game-by-Game Rushing Stats

Date	Opponent	No.	Gain	Loss	Net	TD	Long	Avg.
Aug. 30	vs. Florida State	12	28	0	28	1	8	2.3
Sept. 6	Missouri State				DNP			
Sept. 13	UTSA	21	98	3	95	2	13	4.5
Sept. 25	Texas Tech							
Oct. 4	Iowa State							
Oct. 11	at Kansas							
Oct. 18	at TCU							
Oct. 25	West Virginia							
Nov. 1	at Kansas State							
Nov. 15	Texas							
Nov. 22	at Baylor							
Dec. 6	at Oklahoma							

Roland's 2014 Game-by-Game Receiving Stats

Date	Opponent	No.	Yds.	TD	Long
Aug. 30	vs. Florida State	0	0	0	0
Sept. 6	Missouri State				DNP
Sept. 13	UTSA	0	0	0	0
Sept. 25	Texas Tech				
Oct. 4	Iowa State				
Oct. 11	at Kansas				
Oct. 18	at TCU				
Oct. 25	West Virginia				
Nov. 1	at Kansas State				
Nov. 15	Texas				
Nov. 22	at Baylor				
Dec. 6	at Oklahoma				

Roland's Career Rushing Stats

Year	G	Att.	Gain	Loss	Net	Avg.	TD	Long	Avg./G
2011	5	17	98	3	95	5.6	0	30	19.0
2012	12	46	310	9	301	6.5	4	42	25.1
2013	13	176	847	36	811	4.6	13	58	62.4
2014	2	33	126	3	123	3.7	3	13	61.5
Career	32	272	1381	51	1330	4.9	20	58	41.6

Roland's Career Receiving Stats

Year	G	Rec.	Yds.	Avg.	TD	Long	Avg./G
2011	5	0	0	0	0	0	0.0
2012	12	0	0	0	0	0	0.0
2013	13	9	83	9.2	3	21	6.4
2014	2	0	0	0	0	0	0
Career	32	9	83	9.2	3	21	2.6



SELECT PLAYERS GAME-BY-GAME STATS

23 RENNIE CHILDS

RUNNING BACK | 5-10 | 205 | SOPHOMORE
HOUSTON, TEXAS/CYPRESS RIDGE

Career Highs

Rushes	13 vs. UTSA, 9/13/14
Rushing Yards	70 at Texas Tech, 11/2/13
Rushing TD	2 vs. Missouri State, 9/6/14
Long Rush	30 vs. Baylor, 11/23/13

2014 Season Highs

Rushes	13 vs. UTSA, 9/13/14
Rushing Yards	47 vs. Florida State, 8/30/14
Rushing TD	2 vs. Missouri State, 9/6/14
Long Rush	19 vs. Florida State, 8/30/14

Childs' 2013 Game-by-Game Rushing Stats

Date	Opponent	No.	Gain	Loss	Net	TD	Long	Avg.
Aug. 31	vs. Mississippi St.				DNP			
Sept. 7	at UTSA	1	4	0	4	0	4	4.0
Sept. 14	Lamar	5	12	1	11	0	7	2.2
Sept. 28	at West Virginia				DNP			
Oct. 5	Kansas State				DNP			
Oct. 19	TCU	9	50	5	45	1	16	5.0
Oct. 26	at Iowa State	2	2	3	-1	0	2	-0.5
Nov. 2	at Texas Tech	9	71	1	70	0	22	7.8
Nov. 9	Kansas	4	5	1	4	0	2	1.1
Nov. 16	at Texas	4	9	0	9	0	3	2.2
Nov. 23	Baylor	4	35	0	35	0	30	8.8
Dec. 7	Oklahoma				DNP			
Jan. 3	vs. Missouri	3	12	0	12	0	8	4.0

Childs' 2013 Game-by-Game Receiving Stats

Date	Opponent	No.	Yds.	TD	Long
Aug. 31	vs. Mississippi St.				DNP
Sept. 7	at UTSA	1	-3	0	-3
Sept. 14	Lamar	1	14	0	14
Sept. 28	at West Virginia				DNP
Oct. 5	Kansas State				DNP
Oct. 19	TCU	1	34	0	34
Oct. 26	at Iowa State	0	0	0	0
Nov. 2	at Texas Tech	0	0	0	0
Nov. 9	Kansas	0	0	0	0
Nov. 16	at Texas	0	0	0	0
Nov. 23	Baylor	0	0	0	0
Dec. 7	Oklahoma				DNP
Jan. 3	vs. Missouri	1	4	0	4

Child's 2014 Game-by-Game Rushing Stats

Date	Opponent	No.	Gain	Loss	Net	TD	Long	Avg.
Aug. 30	vs. Florida State	10	51	4	47	0	19	4.7
Sept. 6	Missouri State	12	40	1	39	2	14	3.2
Sept. 13	UTSA	13	52	8	44	0	15	3.4
Sept. 25	Texas Tech							
Oct. 4	Iowa State							
Oct. 11	at Kansas							
Oct. 18	at TCU							
Oct. 25	West Virginia							
Nov. 1	at Kansas State							
Nov. 15	Texas							
Nov. 22	at Baylor							
Dec. 6	at Oklahoma							

Child's 2014 Game-by-Game Receiving Stats

Date	Opponent	No.	Yds.	TD	Long
Aug. 30	vs. Florida State	0	0	0	0
Sept. 6	Missouri State	0	0	0	0
Sept. 13	UTSA	0	0	0	0
Sept. 25	Texas Tech				
Oct. 4	Iowa State				
Oct. 11	at Kansas				
Oct. 18	at TCU				
Oct. 25	West Virginia				
Nov. 1	at Kansas State				
Nov. 15	Texas				
Nov. 22	at Baylor				
Dec. 6	at Oklahoma				

Childs' Career Rushing Stats

Year	G	Att.	Gain	Loss	Net	Avg.	TD	Long	Avg./G
2013	9	41	200	11	189	4.6	1	30	21.0
2014	3	35	143	13	130	3.7	2	19	43.3
Career	12	76	343	24	319	4.2	3	30	26.6

Childs' Career Receiving Stats

Year	G	Rec.	Yds.	Avg.	TD	Long	Avg./G
2013	9	4	49	12.2	0	34	5.4
2014	3	0	0	0	0	0	0
Career	12	4	49	12.2	0	34	4.1

81 JHAJUAN SEALES

RECEIVER | 6-2 | 198 | SOPHOMORE
PORT ARTHUR, TEXAS/MEMORIAL

Career Highs

Receptions	7 at UTSA, 9/7/13
Receiving Yards	87 twice, last vs. Kansas State, 10/5/13
Long Reception	44, twice, last at Texas Tech, 11/2/13

2014 Season Highs

Receptions	3 vs. Missouri State, 9/6/14
Receiving Yards	75 vs. UTSA, 9/13/14
Long Reception	43 vs. UTSA, 9/13/14

Seales' 2013 Game-by-Game Receiving Stats

Date	Opponent	No.	Yds.	TD	Long
Aug. 31	vs. Mississippi State	1	14	0	14
Sept. 7	at UTSA	7	87	1	44
Sept. 14	Lamar	3	22	0	11
Sept. 28	at West Virginia	4	40	0	16
Oct. 5	Kansas State	4	87	0	43
Oct. 19	TCU	1	20	0	20
Oct. 26	at Iowa State	2	15	0	8
Nov. 2	at Texas Tech	3	78	0	44
Nov. 9	Kansas	1	11	0	11
Nov. 16	at Texas	3	45	0	29
Nov. 23	Baylor	3	74	1	37
Dec. 7	Oklahoma	4	36	0	12
Jan. 3	vs. Missouri	3	42	1	21

Seales' 2014 Game-by-Game Receiving Stats

Date	Opponent	No.	Yds.	TD	Long
Aug. 30	vs. Florida State	2	26	0	14
Sept. 6	Missouri State	3	54	1	26
Sept. 13	UTSA	2	75	0	43
Sept. 25	Texas Tech				
Oct. 4	Iowa State				

Oct. 11	at Kansas				
Oct. 18	at TCU				
Oct. 25	West Virginia				
Nov. 1	at Kansas State				
Nov. 15	Texas				
Nov. 22	at Baylor				
Dec. 6	at Oklahoma				

Seales' Career Receiving Stats

Year	G	Rec.	Yds.	Avg.	TD	Long	Avg./G
2013	13	39	571	14.6	3	44	43.9
2014	3	7	155	22.1	1	43	51.7
Career	16	46	726	15.8	4	44	45.4

3 MARCELL ATEMAN

RECEIVER | 6-4 | 210 | SOPHOMORE
DALLAS, TEXAS/WYLLIE EAST

Career Highs

Receptions	4, three times, last vs. UTSA, 9/13/14
Receiving Yards	70 vs. UTSA, 9/13/14
Long Reception	51 vs. Baylor, 11/23/13

2014 Season Highs

Receptions	4 vs. UTSA, 9/13/14
Receiving Yards	70 vs. UTSA, 9/13/14
Long Reception	43 vs. UTSA, 9/13/14

Ateman's 2013 Game-by-Game Receiving Stats

Date	Opponent	No.	Yds.	TD	Long
Aug. 31	vs. Mississippi State	1	6	0	6
Sept. 7	at UTSA	4	40	0	22
Sept. 14	Lamar	3	46	0	29
Sept. 28	at West Virginia	1	6	0	6
Oct. 5	Kansas State	2	10	0	5
Oct. 19	TCU	0	0	0	0
Oct. 26	at Iowa State	0	0	0	0
Nov. 2	at Texas Tech	2	25	0	13
Nov. 9	Kansas	3	53	0	34
Nov. 16	at Texas	1	3	0	3
Nov. 23	Baylor	1	51	0	51
Dec. 7	Oklahoma	0	0	0	0
Jan. 3	vs. Missouri	4	36	0	23

Ateman's 2014 Game-by-Game Receiving Stats

Date	Opponent	No.	Yds.	TD	Long
Aug. 30	vs. Florida State	0	0	0	0
Sept. 6	Missouri State	1	4	0	4
Sept. 13	UTSA	4	70	0	43
Sept. 25	Texas Tech				
Oct. 4	Iowa State				
Oct. 11	at Kansas				
Oct. 18	at TCU				
Oct. 25	West Virginia				
Nov. 1	at Kansas State				
Nov. 15	Texas				
Nov. 22	at Baylor				
Dec. 6	at Oklahoma				

Ateman's Career Receiving Stats

Year	G	Rec.	Yds.	Avg.	TD	Long	Avg./G
2013	13	22	276	12.5	0	51	21.2
2014	3	5	74	14.8	0	43	24.7
Career	16	27	350	13.0	0	51	21.9



SELECT PLAYERS GAME-BY-GAME STATS

13 DAVID GLIDDEN

RECEIVER | 5-7 | 185 | JUNIOR
MUSTANG, OKLA./MUSTANG

Career Highs

Receptions	6 vs. Kansas, 11/9/13
Receiving Yards	74 vs. Florida State, 8/30/14
Long Reception	55 vs. Florida State, 8/30/14
Long PR	12, vs. Louisiana, 9/15/12

2014 Season Highs

Receptions	4 vs. Missouri State, 9/6/14
Receiving Yards	74 vs. Florida State, 8/30/14
Touchdowns	1 vs. Florida State, 8/30/14
Long Reception	55 vs. Florida State, 8/30/14

Glidden's 2012 Game-by-Game Receiving Stats

Date	Opponent	No.	Yds.	TD	Long
Sept. 1	Savannah State		DNP		
Sept. 8	at Arizona		DNP		
Sept. 15	Louisiana	0	0	0	0
Sept. 29	Texas	0	0	0	0
Oct. 13	at Kansas		DNP		
Oct. 20	Iowa State		DNP		
Oct. 27	TCU		DNP		
Nov. 3	at Kansas State	0	0	0	0
Nov. 10	West Virginia	0	0	0	0
Nov. 17	Texas Tech	0	0	0	0
Nov. 24	at Oklahoma	0	0	0	0
Dec. 1	at Baylor	1	18	1	18
Jan. 1	vs. Purdue	0	0	0	0

Glidden's 2013 Game-by-Game Receiving Stats

Date	Opponent	No.	Yds.	TD	Long
Aug. 31	vs. Mississippi State	1	12	0	12
Sept. 7	at UTSA	2	40	0	29
Sept. 14	Lamar	1	6	0	6
Sept. 28	at West Virginia	1	5	0	5
Oct. 5	Kansas State	1	14	0	14
Oct. 19	TCU	0	0	0	0
Oct. 26	at Iowa State	0	0	0	0
Nov. 2	at Texas Tech	1	14	0	14
Nov. 9	Kansas	6	73	0	39
Nov. 16	at Texas	0	0	0	0
Nov. 23	Baylor	1	4	0	4
Dec. 7	Oklahoma	0	0	0	0
Jan. 3	vs. Missouri	1	5	0	5

Glidden's 2014 Game-by-Game Receiving Stats

Date	Opponent	No.	Yds.	TD	Long
Aug. 30	vs. Florida State	2	74	1	55
Sept. 6	Missouri State	4	33	0	21
Sept. 13	UTSA	2	58	0	36
Sept. 25	Texas Tech				
Oct. 4	Iowa State				
Oct. 11	at Kansas				
Oct. 18	at TCU				
Oct. 25	West Virginia				
Nov. 1	at Kansas State				
Nov. 15	Texas				
Nov. 22	at Baylor				
Dec. 6	at Oklahoma				

Glidden's Career Receiving Stats

Year	G	Rec.	Yds.	Avg.	TD	Long	Avg./G
2012	8	1	18	18.0	1	18	2.3
2013	13	15	173	11.5	0	39	13.3
2014	3	8	165	20.6	1	55	55.0
Career	24	24	356	14.8	2	55	14.8

7 BRANDON SHEPERD

RECEIVER | 6-1 | 195 | JUNIOR
ST. LOUIS, MO./PARKWAY CENTRAL

Career Highs

Receptions	4, twice, vs. Missouri State, 9/6/14
Receiving Yards	131 vs. Missouri State, 9/6/14
Long Reception	87 vs. Missouri State, 9/6/14

2014 Season Highs

Receptions	4 vs. Missouri State, 9/6/14
Receiving Yards	131 vs. Missouri State, 9/6/14
Long Reception	87 vs. Missouri State, 9/6/14

Sheperd's 2012 Game-by-Game Receiving Stats

Date	Opponent	No.	Yds.	TD	Long
Sept. 1	Savannah State	1	1	1	1
Sept. 8	at Arizona		DNP		
Sept. 15	Louisiana		DNP		
Sept. 29	Texas		DNP		
Oct. 13	at Kansas		DNP		
Oct. 20	Iowa State	0	0	0	0
Oct. 27	TCU		DNP		
Nov. 3	at Kansas State		DNP		
Nov. 10	West Virginia		DNP		
Nov. 17	Texas Tech	0	0	0	0
Nov. 24	at Oklahoma	0	0	0	0
Dec. 1	at Baylor	0	0	0	0
Jan. 1	vs. Purdue	0	0	0	0

Sheperd's 2013 Game-by-Game Receiving Stats

Date	Opponent	No.	Yds.	TD	Long
Aug. 31	vs. Mississippi State	0	0	0	0
Sept. 7	at UTSA	4	73	1	37
Sept. 14	Lamar	1	14	0	14
Sept. 28	at West Virginia	0	0	0	0
Oct. 5	Kansas State	3	28	0	15
Oct. 19	TCU	0	0	0	0
Oct. 26	at Iowa State	0	0	0	0
Nov. 2	at Texas Tech	0	0	0	0
Nov. 9	Kansas	1	9	0	9
Nov. 16	at Texas	0	0	0	0
Nov. 23	Baylor	1	25	0	25
Dec. 7	Oklahoma	1	38	0	38
Jan. 3	vs. Missouri	3	36	0	17

Sheperd's 2014 Game-by-Game Receiving Stats

Date	Opponent	No.	Yds.	TD	Long
Aug. 30	vs. Florida State	2	29	0	16
Sept. 6	Missouri State	4	131	1	87
Sept. 13	UTSA	1	18	1	18
Sept. 25	Texas Tech				
Oct. 4	Iowa State				
Oct. 11	at Kansas				
Oct. 18	at TCU				
Oct. 25	West Virginia				

Nov. 1	at Kansas State
Nov. 15	Texas
Nov. 22	at Baylor
Dec. 6	at Oklahoma

Sheperd's Career Receiving Stats

Year	G	Rec.	Yds.	Avg.	TD	Long	Avg./G
2012	6	1	1	1.0	1	1	0.2
2013	13	14	223	15.9	1	38	17.2
2014	3	7	178	25.4	2	87	59.3
Career	22	22	402	18.3	4	87	18.3

28 JAMES WASHINGTON

RECEIVER | 6-0 | 193 | FRESHMAN
STAMFORD, TEXAS/STAMFORD

Career/Season Highs

Receptions	1, twice, last vs. UTSA, 9/13/14
Receiving Yards	33 vs. UTSA, 9/13/14
Long Reception	33 vs. UTSA, 9/13/14

Washington's 2014 Game-by-Game Receiving Stats

Date	Opponent	No.	Yds.	TD	Long
Aug. 30	vs. Florida State	1	5	0	5
Sept. 6	Missouri State	0	0	0	0
Sept. 13	UTSA	1	33	1	33
Sept. 25	Texas Tech				
Oct. 4	Iowa State				
Oct. 11	at Kansas				
Oct. 18	at TCU				
Oct. 25	West Virginia				
Nov. 1	at Kansas State				
Nov. 15	Texas				
Nov. 22	at Baylor				
Dec. 6	at Oklahoma				

Washington's Career Receiving Stats

Year	G	Rec.	Yds.	Avg.	TD	Long	Avg./G
2014	3	2	38	19.0	1	33	12.7
Career	3	2	38	19.0	1	33	12.7



SELECT PLAYERS GAME-BY-GAME STATS

17 AUSTIN HAYS

RECEIVER | 6-2 | 185 | SOPHOMORE
SAN ANTONIO, TEXAS/REAGAN

Career Highs

Receptions	8 vs. Savannah State, 2012
Receiving Yards	81 at Kansas State, 2012
Long Reception	54 at Kansas State, 2012

2014 Season Highs

Receptions	3 vs. Missouri State, 9/6/14
Receiving Yards	21 vs. Missouri State, 9/6/14
Long Reception	15 vs. Missouri State, 9/6/14

Hays' 2012 Game-by-Game Receiving Stats

Date	Opponent	No.	Yds.	TD	Long
Sept. 1	Savannah State	8	77	1	29
Sept. 8	at Arizona		DNP		
Sept. 15	Louisiana		DNP		
Sept. 29	Texas		DNP		
Oct. 13	at Kansas	1	9	0	9
Oct. 20	Iowa State	1	9	0	9
Oct. 27	TCU	1	41	0	41
Nov. 3	at Kansas State	4	81	1	54
Nov. 10	West Virginia	3	49	0	36
Nov. 17	Texas Tech	1	17	0	17
Nov. 24	at Oklahoma	1	27	0	27
Dec. 1	at Baylor	5	59	0	15
Jan. 1	vs. Purdue	4	25	0	7

Hays' 2013 Game-by-Game Receiving Stats

Date	Opponent	No.	Yds.	TD	Long
Aug. 31	vs. Mississippi State		DNP		
Sept. 7	at UTSA		DNP		
Sept. 14	Lamar	1	8	0	8
Sept. 28	at West Virginia		DNP		
Oct. 5	Kansas State		DNP		
Oct. 19	TCU		DNP		
Oct. 26	at Iowa State		DNP		
Nov. 2	at Texas Tech		DNP		
Nov. 9	Kansas		DNP		
Nov. 16	at Texas		DNP		
Nov. 23	Baylor		DNP		
Dec. 7	Oklahoma		DNP		
Jan. 3	vs. Missouri		DNP		

Hays' 2014 Game-by-Game Receiving Stats

Date	Opponent	No.	Yds.	TD	Long
Aug. 30	vs. Florida State	0	0	0	0
Sept. 6	Missouri State	3	21	0	15
Sept. 13	UTSA	2	13	0	8
Sept. 25	Texas Tech				
Oct. 4	Iowa State				
Oct. 11	at Kansas				
Oct. 18	at TCU				
Oct. 25	West Virginia				
Nov. 1	at Kansas State				
Nov. 15	Texas				
Nov. 22	at Baylor				
Dec. 6	at Oklahoma				

Hays' Career Receiving Stats

Year	G	Rec.	Yds.	Avg.	TD	Long	Avg./G
2012	10	29	394	13.6	2	54	39.4
2013	1	1	8	8.0	0	8	8.0
2014	3	5	34	6.8	0	15	11.3
Career	14	35	436	12.5	2	54	31.1

5 BLAKE WEBB

RECEIVER | 5-11 | 190 | SOPHOMORE
THE WOODLANDS, TEXAS/THE WOODLANDS

Career Highs

Receptions	3 at Oklahoma, 2012
Receiving Yards	51 vs. Purdue, 2012
Long Reception	37 vs. Purdue, 2012

Webb's 2012 Game-by-Game Receiving Stats

Date	Opponent	No.	Yds.	TD	Long
Sept. 1	Savannah State	2	38	0	23
Sept. 8	at Arizona	1	15	0	15
Sept. 15	Louisiana	2	37	0	21
Sept. 29	Texas		DNP		
Oct. 13	at Kansas	0	0	0	0
Oct. 20	Iowa State	0	0	0	0
Oct. 27	TCU		DNP		
Nov. 3	at Kansas State	2	46	0	27
Nov. 10	West Virginia	0	0	0	0
Nov. 17	Texas Tech	0	0	0	0
Nov. 24	at Oklahoma	3	20	0	11
Dec. 1	at Baylor	2	11	0	10
Jan. 1	vs. Purdue	2	51	1	37

Webb's 2013 Game-by-Game Receiving Stats

Date	Opponent	No.	Yds.	TD	Long
Aug. 31	vs. Mississippi State	0	0	0	0
Sept. 7	at UTSA	1	10	0	10
Sept. 14	Lamar	1	16	1	16
Sept. 28	at West Virginia		DNP		
Oct. 5	Kansas State		DNP		
Oct. 19	TCU		DNP		
Oct. 26	at Iowa State		DNP		
Nov. 2	at Texas Tech		DNP		
Nov. 9	Kansas		DNP		
Nov. 16	at Texas		DNP		
Nov. 23	Baylor		DNP		
Dec. 7	Oklahoma		DNP		
Jan. 3	vs. Missouri		DNP		

Webb's 2014 Game-by-Game Receiving Stats

Date	Opponent	No.	Yds.	TD	Long
Aug. 30	vs. Florida State		DNP		
Sept. 6	Missouri State		DNP		
Sept. 13	UTSA		DNP		
Sept. 25	Texas Tech				
Oct. 4	Iowa State				
Oct. 11	at Kansas				
Oct. 18	at TCU				
Oct. 25	West Virginia				
Nov. 1	at Kansas State				
Nov. 15	Texas				
Nov. 22	at Baylor				
Dec. 6	at Oklahoma				

Webb's Career Receiving Stats

Year	G	Rec.	Yds.	Avg.	TD	Long	Avg./G
2012	11	14	218	15.6	1	37	19.8
2013	3	2	26	13.0	1	16	8.7
2014	0	0	0	0	0	0	0
Career	14	16	244	15.3	2	37	17.4

15 CHRIS LACY

RECEIVER | 6-3 | 191 | FRESHMAN
DESOTO, TEXAS/DESOTO

Career/Season Highs

Receptions	1, twice, last vs. UTSA, 9/13/14
Receiving Yards	19 vs. UTSA, 9/13/14
Long Reception	19 vs. UTSA, 9/13/14

Lacy's 2014 Game-by-Game Receiving Stats

Date	Opponent	No.	Yds.	TD	Long
Aug. 30	vs. Florida State	1	5	0	5
Sept. 6	Missouri State	0	0	0	0
Sept. 13	UTSA	1	19	0	19
Sept. 25	Texas Tech				
Oct. 4	Iowa State				
Oct. 11	at Kansas				
Oct. 18	at TCU				
Oct. 25	West Virginia				
Nov. 1	at Kansas State				
Nov. 15	Texas				
Nov. 22	at Baylor				
Dec. 6	at Oklahoma				

Lacy's Career Receiving Stats

Year	G	Rec.	Yds.	Avg.	TD	Long	Avg./G
2014	3	2	24	12.0	0	19	8.0
Career	3	2	24	12.0	0	19	8.0



SELECT PLAYERS GAME-BY-GAME STATS

19 BEN GROGAN

KICKER | 6-1 | 186 | SOPHOMORE
ARLINGTON, TEXAS/MARTIN

Career Highs

Longest FG 41 yards, twice, last vs. Oklahoma, 2013
Most FG Made 4, twice, last vs. Missouri State, 9/6/14

Grogan's 2013 Game-by-Game Kicking Stats

Date	Opponent	PAT-A	FGM-FGA	Lg	Blk
Aug. 31	vs. Mississippi State	3-3	0-1	0	1
Sept. 7	at UTSA	8-8	0-0	0	0
Sept. 14	Lamar	8-8	1-1	39	0
Sept. 28	at West Virginia	3-3	0-2	0	0
Oct. 5	Kansas State	3-3	4-5	34	1
Oct. 19	TCU	3-3	1-3	28	0
Oct. 26	at Iowa State	7-8	1-1	22	0
Nov. 2	at Texas Tech	7-7	1-1	41	0
Nov. 9	Kansas	6-6	0-0	0	0
Nov. 16	at Texas	5-5	1-1	39	0
Nov. 23	Baylor	7-7	0-0	0	0
Dec. 7	Oklahoma	3-3	1-1	41	0
Jan. 3	vs. Missouri	4-4	1-2	25	0

Grogan's 2014 Game-by-Game Kicking Stats

Date	Opponent	PAT-A	FGM-FGA	Lg	Blk
Aug. 30	vs. Florida State	4-4	1-2	37	0
Sept. 6	Missouri State	4-4	4-6	37	0
Sept. 13	UTSA	4-4	3-3	47	0
Sept. 25	Texas Tech				
Oct. 4	Iowa State				
Oct. 11	at Kansas				
Oct. 18	at TCU				
Oct. 25	West Virginia				
Nov. 1	at Kansas State				
Nov. 15	Texas				
Nov. 22	at Baylor				
Dec. 6	at Oklahoma				

Grogan's Career Kicking Stats

Year	FGM-FGA	Pct.	1-19	20-29	30-39	40-49	50+	Lg	Blk
2013	11-18	61.1	0-0	5-6	4-7	2-5	0-0	41	2
2014	8-11	72.7	1-1	2-2	4-4	1-3	0-1	47	0
Career	19-29	65.5	1-1	7-8	8-11	3-8	0-1	47	2

35 KIP SMITH

KICKER/PUNTER | 6-1 | 235 | SENIOR
BROOMFIELD, COLO./LEGACY/UCLA

Career Highs

Long Punt 62 at Iowa State, 2013
Most Punts in a Game 10 at West Virginia, 2013

Smith's 2013 Game-by-Game Punting Stats

Date	Opponent	No	Yds	Avg.	Long	50+	I20	Blk
Aug. 31	vs. Mississippi State	6	271	45.2	54	2	4	0
Sept. 7	at UTSA	4	158	39.5	52	1	2	0
Sept. 14	Lamar	3	94	31.3	41	0	2	0
Sept. 28	at West Virginia	10	379	37.9	50	1	4	0
Oct. 5	Kansas State	4	158	39.5	54	1	1	0
Oct. 19	TCU	3	115	38.3	40	0	0	0
Oct. 26	at Iowa State	7	293	41.9	62	1	2	0
Nov. 2	at Texas Tech	6	237	39.5	49	0	1	1
Nov. 9	Kansas	9	392	43.6	54	1	0	0
Nov. 16	at Texas	6	249	41.5	60	1	3	0
Nov. 23	Baylor	6	228	38.0	49	0	2	0
Dec. 7	Oklahoma	7	260	37.1	49	0	1	0
Jan. 3	vs. Missouri	8	298	37.2	46	0	2	0

Smith's 2014 Game-by-Game Punting Stats

Date	Opponent	No	Yds	Avg.	Long	50+	I20	Blk
Aug. 30	vs. Florida State	6	240	40.0	52	2	4	0
Sept. 6	Missouri State	1	18	18.0	18	0	0	0
Sept. 13	UTSA	8	345	43.1	51	3	1	0
Sept. 25	Texas Tech							
Oct. 4	Iowa State							
Oct. 11	at Kansas							
Oct. 18	at TCU							
Oct. 25	West Virginia							
Nov. 1	at Kansas State							
Nov. 15	Texas							
Nov. 22	at Baylor							
Dec. 6	at Oklahoma							

Smith's Career Punting Stats

Year	No.	Yds.	Avg.	Long	TB	FC	50+	I20	Blkd
2011 (at UCLA)									
2013	79	3132	39.6	62	7	30	8	24	1
2014	15	603	40.2	52	0	5	5	5	0
Career	94	3735	39.7	62	7	35	13	29	1



CAREER HIGHS FOR OTHERS

8 C.J. CURRY - WR

Receptions 2 vs. Missouri State, 2014
 Receiving Yards 25 vs. Louisiana, 2012
 Long Reception 25 vs. Louisiana, 2012

52 RYAN SIMMONS - LB

Tackles 11 at Iowa State, 2013
 TFL 3.0, twice, last at Texas Tech, 2013
 Sacks 1.0, twice, last vs. Missouri State, 2014

10 SETH JACOBS - LB

Tackles 7 vs. Florida State, 2014
 Interceptions 1 vs. Florida State, 2014
 Sacks No career sacks
 TFL 1.0 vs. Missouri State, 2014

13 JORDAN STERNS - SS

Tackles 8, twice, last vs. UTSA, 2014
 TFL 1.5 vs. UTSA, 2014
 Pass Break Ups 1 vs. UTSA, 2014

14 JOSH FURMAN - LB

Tackles 6 vs. UTSA, 2014
 TFL 2.0, twice, last vs. UTSA, 2014
 Sacks 2.0 vs. UTSA, 2014
 Pass Break Up 1, twice, last vs. UTSA, 2014

20 LARRY STEPHENS - SS

Tackles 6 vs. UTSA, 2014
 TFL 1., twice, last vs. UTSA, 2014
 Pass Break Ups 1 vs. UTSA, 2014

38 EMMANUEL OGBAH - DE

Tackles 6 vs. Florida State, 2014
 Sacks 2.0 vs. Florida State, 2014
 TFL 2.0 vs. Florida State, 2014
 Pass Break Ups 2 vs. Florida State, 2014

7 TRE FLOWERS - SS

Tackles 5 vs. Florida State
 TFL No career tackles for loss
 Pass Break Ups No career pass breakups

91 JAMES CASTLEMAN - DT

Tackles 9 at Arizona, 2012
 Sacks 1.0 at Arizona, 2012
 TFL 2.0 at Arizona, 2012

92 JIMMY BEAN - DE

Tackles 7, vs. Missouri, 2014
 Sacks 1.5, vs. Missouri State, 2014
 TFL 3.0 vs. Missouri, 2014
 Pass Break Ups 1 vs. UTSA, 2014

1 KEVIN PETERSON - CB

Tackles 6, vs. Baylor, 2013
 TFL 1.0, 3 times, last vs. Baylor, 2013
 Pass Break Ups 2, twice, last vs. UTSA, 2014

89 SAM WREN - DE

Tackles 4 vs. Missouri State, 2014
 Sacks 1.0 vs. Missouri State, 2014
 TFL 2.0 vs. Missouri State, 2014

90 TRACE CLARK - DE

Tackles 3, three times, last vs. Missouri State, 2014
 Sacks No career sacks
 TFL 1.0 at Iowa State, 2013

16 DERIC ROBERTSON - FS

Tackles 4 vs. Missouri State, 2014
 TFL No career tackles for loss
 Pass Break Ups No career pass breakups

96 VINCENT TAYLOR - DT

Tackles 3 vs. Missouri State, 2014
 Sacks No career sacks
 TFL 1.0 vs. Missouri State, 2014

19 JUSTIN PHILLIPS - LB

Tackles 4 vs. Missouri State, 2014
 Sacks No career sacks
 TFL No career tackles for loss

42 DEMARCUS SHEROD - LB

Tackles 3, twice, last vs. Missouri State, 2014
 Sacks No career sacks
 TFL 1.0, twice, last vs. Purdue, 2012

9 GYASI AKEM - LB

Tackles 2 vs. Missouri State, 2014
 Sacks No career sacks
 TFL No career tackles for loss

12 KIRK TUCKER - LB

Tackles 2 vs. Missouri State, 2014
 Sacks No career sacks
 TFL No career tackles for loss

6 ASHTON LAMPKIN - CB

Tackles 4, three times, last vs. Kansas State, 2013
 Interceptions 1, twice, last vs. UTSA, 2014
 TFL No career tackles for loss
 Pass Break Ups 1, three times, last vs. UTSA, 2014

18 RAMON RICHARDS - CB

Tackles 2 vs. Missouri State, 2014
 Interceptions No career interceptions
 TFL No career tackles for loss
 Pass Break Ups No career pass breakups

97 ERIC DAVIS - DT

Tackles 2 vs. Missouri State, 2014
 Sacks No career sacks
 TFL No career tackles for loss

87 VICTOR IROKANSI - DE

Tackles 2 vs. Missouri State, 2014
 Sacks 1.0 vs. Missouri State, 2014
 TFL 1.0 vs. Missouri State, 2014

98 OFA HAUTAU - DT

Tackles 3 vs. UTSA, 2014
 Sacks 1.0 at West Virginia, 2013
 TFL 1.0, three times, last vs. UTSA, 2014

32 KRIS CATLIN - LB

Tackles 7 vs. Lamar, 2013
 TFL 1.0 vs. Savannah State, 2012
 Sacks No career sacks

36 MIKETAVIUS JONES - CB

Tackles 5 at UTSA, 2013
 TFL No career tackles for loss
 Pass Break Ups No career pass breakups



BOX SCORES AND GAME RECAPS



GAME ONE

Aug. 30, 2014 | AT&T Stadium (Arlington)
Attendance: 61,521 | TV: ABC Sports

FLORIDA STATE <small>1/1</small>	37
OKLAHOMA STATE <small>RV/RV</small>	31

Captains: James Castleman, J.W. Walsh, Teddy Johnson, Jeremy Seaton

ARLINGTON - The Cowboys were 20-point underdogs to the No. 1-ranked reigning national champions and overcame an early 17-0 deficit to battle the Seminoles well into the fourth quarter, but shaky play on special teams and a first-half pick-six were significant factors that thwarted OSU's hopes of pulling the upset.

Score by Quarters	1	2	3	4	Score
Florida State	10	7	10	10	37
Oklahoma State	0	10	7	14	31

Scoring Summary

1st	08:51	FSU	Aguayo, R. 36 yd field goal 10-40 4:07, FSU 3 - OSU 0
	08:37	FSU	Andrews, N. 9 yd interception return (Aguayo, R. kick) FSU 10 - OSU 0
2nd	08:19	FSU	Pender, M. 11 yd run (Aguayo, R. kick) 8-94 2:55, FSU 17 - OSU 0
	03:58	OSU	Roland, Desmond 1 yd run (Grogan, Ben kick) 11-75 4:21, FSU 17 - OSU 7
	00:00	OSU	Grogan, Ben 37 yd field goal 5-29 0:29, FSU 17 - OSU 10
3rd	11:50	FSU	Aguayo, R. 27 yd field goal 7-65 3:02, FSU 20 - OSU 10
	10:45	OSU	Glidden, D. 55 yd pass from Walsh (Grogan kick) 3-76 0:58, FSU 20 - OSU 17
	05:26	FSU	Winston, J. 28 yd run (Aguayo, R. kick) 5-56 2:35, FSU 27 - OSU 17
4th	11:51	OSU	Walsh, J.W. 24 yd run (Grogan, Ben kick) 7-75 3:00, FSU 27 - OSU 24
	05:13	FSU	Aguayo, R. 37 yd field goal 5-25 1:48, FSU 30 - OSU 24
	03:58	FSU	Greene, R. 50 yd pass from Winston, J. (Aguayo kick) 2-52 0:43, FSU 37 - OSU 24
	01:55	OSU	Walsh, J.W. 3 yd run (Grogan, Ben kick) 7-39 1:53, FSU 37 - OSU 31

	FSU	OSU
FIRST DOWNS	23	22
RUSHES-YARDS (NET)	31-106	42-161
PASSING YDS (NET)	370	203
Passes Att-Comp-Int	40-25-2	28-15-1
TOTAL OFFENSE PLAYS-YARDS	71-476	70-364
Fumble Returns-Yards	0-0	0-0
Punt Returns-Yards	1-2	2-32
Kickoff Returns-Yards	3-44	7-159
Interception Returns-Yards	1-9	2-14
Punts (Number-Avg)	5-35.8	6-40.0
Fumbles-Lost	1-0	2-1
Penalties-Yards	8-71	7-70
Possession Time	33:05	26:55
Third-Down Conversions	4 of 14	8 of 16
Fourth-Down Conversions	0 of 1	0 of 1
Red-Zone Scores-Chances	4-5	3-3
Sacks By: Number-Yards	1-14	2-20

RUSHING: Florida State-Williams, K. 23-66; Pender, M. 3-31; Winston, J. 5-9. Oklahoma State-Walsh, J.W. 11-51; Childs, Rennie 10-47; Hill, Tyreek 8-44; Roland, Desmond 12-28; TEAM 1-minus 9.

PASSING: Florida State-Winston, J. 25-40-2-370. Oklahoma State-Walsh, J.W. 15-27-1-203; TEAM 0-1-0-0.

RECEIVING: Florida State-Greene, R. 11-203; Williams, K. 5-36; Whitfield, K. 3-30; O'Leary, N. 3-28; Green, C. 2-73; Pender, M. 1-0. Oklahoma State-Hill, Tyreek 6-62; Glidden, David 2-74; Sheperd, Brandon 2-29; Seales, Jhajuan 2-26; Washington, James 1-5; Lacy, Chris 1-5; Seaton, Jeremy 1-2.

INTERCEPTIONS: Florida State-Andrews, N. 1-9. Oklahoma State-Jacobs, Seth 1-14; Lampkin, Ashton 1-0.

FUMBLES: Florida State-Williams, K. 1-0. Oklahoma State-Walsh, J.W. 1-1; TEAM 1-0.



GAME TWO

Sept. 6, 2014 | Boone Pickens Stadium
Attendance: 51,562 | TV: Fox Sports Net

MISSOURI STATE	23
OKLAHOMA STATE <small>RV/RV</small>	40

Captains: Daniel Koenig, Ofa Hautau, Larry Stephens, Kip Smith

STILLWATER - Daxx Garman threw for 244 yards and two touchdowns in his first collegiate game to help lift Oklahoma State to a 40-23 defeat of Missouri State. The Cowboys raced out to a 37-6 lead midway through the third quarter before the Bears were able to muster any kind of sustained scoring.

Score by Quarters	1	2	3	4	Score
Missouri State	6	0	7	10	23
Oklahoma State	10	17	10	3	40

Scoring Summary

1st	11:38	OSU	Grogan, Ben 37 yd field goal 10-59 3:22, MSU 0 - OSU 3
	03:44	OSU	Childs, Rennie 2 yd run (Grogan, Ben kick) 5-21 2:14, MSU 0 - OSU 10
	02:34	MSU	Burton 34 yd pass from Harris (Bonani kick block) 4-75 1:10, MSU 6 - OSU 10
2nd	11:47	OSU	Childs, Rennie 2 yd run (Grogan, Ben kick) 6-55 1:46, MSU 6 - OSU 17
	06:52	OSU	Sheperd 87 yd pass from Garman (Grogan kick) 3-78 1:32, MSU 6 - OSU 24
	00:00	OSU	Grogan, Ben 19 yd field goal 11-56 4:33, MSU 6 - OSU 27
3rd	12:01	OSU	Seales 21 yd pass from Garman (Grogan kick) 4-68 1:32, MSU 6 - OSU 34
	06:51	OSU	Grogan, Ben 34 yd field goal 7-42 2:18, MSU 6 - OSU 37
	01:54	MSU	Calan Crowder 1 yd run (Marcelo Bonani kick) 10-74 4:57, MSU 13 - OSU 37
4th	14:41	OSU	Grogan, Ben 36 yd field goal 9-38 2:13, MSU 13 - OSU 40
	09:28	MSU	Burton 26 yd pass from Harris (Bonani kick) 11-75 5:13, MSU 20 - OSU 40
	03:21	MSU	Bonani 38 yd field goal 8-42 4:04, MSU 23 - OSU 40

	MSU	OSU
FIRST DOWNS	20	22
RUSHES-YARDS (NET)	41-155	35-206
PASSING YDS (NET)	219	274
Passes Att-Comp-Int	24-16-0	35-21-0
TOTAL OFFENSE PLAYS-YARDS	65-374	70-480
Fumble Returns-Yards	0-0	0-0
Punt Returns-Yards	0-0	3-67
Kickoff Returns-Yards	5-114	4-50
Interception Returns-Yards	0-0	0-0
Punts (Number-Avg)	6-26.2	1-18.0
Fumbles-Lost	0-0	0-0
Penalties-Yards	7-70	5-45
Possession Time	33:23	26:37
Third-Down Conversions	4 of 14	5 of 15
Fourth-Down Conversions	1 of 1	1 of 2
Red-Zone Scores-Chances	2-3	6-6
Sacks By: Number-Yards	2-14	5-24

RUSHING: Missouri State-Phoenix Johnson 18-61; Calan Crowder 7-49; Kierra Harris 16-45. Oklahoma State-Hill, Tyreek 8-62; Walsh, J.W. 4-42; Childs, Rennie 12-39; Taylor, Raymond 5-39; Washington, James 1-20; Garman, Daxx 5-4.

PASSING: Missouri State-Kierra Harris 14-21-0-206; Brodie Lambert 1-2-0-5; Julian Burton 1-1-0-8. Oklahoma State-Garman, Daxx 16-26-0-244; Walsh, J.W. 5-9-0-30.

RECEIVING: Missouri State-Julian Burton 6-86; Zac Hoover 3-41; Maddy Johnson 1-42; Phoenix Johnson 1-14; Calan Crowder 1-11; Adam St. Peter 1-8; Gannon Sinclair 1-8; Willis Chambers 1-5; LeMarcus Stewart 1-4. Oklahoma State-Sheperd, Brandon 4-131; Glidden, David 4-33; Seales, Jhajuan 3-54; Hays, Austin 3-21; Samples, Ra'Shaad 3-11; Curry, C.J. 2-18; Ateman, Marcell 1-4; Hill, Tyreek 1-2.

INTERCEPTIONS: Missouri State-None. Oklahoma State-None.

FUMBLES: Missouri State-None. Oklahoma State-None.



GAME THREE

Sept. 13, 2014 | Boone Pickens Stadium
Attendance: 54,577 | TV: Fox Sports Net

UTSA	13
OKLAHOMA STATE <small>RV/RV</small>	43

Captains: Jordan Sterns, Ashton Lampkin, David Glidden, Chris Grisby

STILLWATER - After spotting UTSA a first-quarter field goal to open the scoring, Oklahoma State scored 27 unanswered points to set the tone for its 43-13 win.

With quarterback J.W. Walsh out, Daxx Garman stepped in for his first start and helped the Cowboys pile up 477 yards of offense.

OSU's defense owned the line of scrimmage and used its superior speed to limit UTSA to only three-of-17 on third down (17.6 pct.) The Cowboys held the Roadrunners to only 73 yards on 25 rushing attempts (2.1 yards per carry).

Score by Quarters	1	2	3	4	Score
UTSA	3	0	7	3	13
Oklahoma State	14	10	3	16	43

Scoring Summary

1st	09:09	UTSA	Ianno 24 yd field goal 7-20 3:01, UTSA 3 - OSU 0
	05:28	OSU	Roland, Desmond 1 yd run (Grogan, Ben kick) 12-75 3:41, UTSA 3 - OSU 7
	01:30	OSU	Washington 33 yd pass from Garman (Grogan kick) 5-83 1:46, UTSA 3 - OSU 14
2nd	02:27	OSU	Sheperd 18 yd pass from Garman (Grogan kick) 5-62 1:49, UTSA 3 - OSU 21
	00:04	OSU	Grogan, Ben 47 yd field goal 8-48 1:29, UTSA 3 - OSU 24
3rd	10:48	OSU	Grogan, Ben 24 yd field goal 10-68 4:12, UTSA 3 - OSU 27
	06:03	UTSA	Bogenschutz 24 yd run (Ianno kick) 6-73 2:40, UTSA 10 - OSU 27
4th	14:14	UTSA	Ianno 38 yd field goal 5-10 1:26, UTSA 13 - OSU 27
	08:56	OSU	Roland, Desmond 1 yd run (Grogan, Ben kick) 5-78 1:27, UTSA 13 - OSU 34
	00:41	OSU	Grogan, Ben 20 yd field goal 13-70 4:54, UTSA 13 - OSU 37
	00:00	OSU	Lampkin, Ashton 50 yd interception return UTSA 13 - OSU 43

	UTSA	OSU
FIRST DOWNS	11	24
RUSHES-YARDS (NET)	35-73	49-162
PASSING YDS (NET)	133	315
Passes Att-Comp-Int	29-15-1	30-16-0
TOTAL OFFENSE PLAYS-YARDS	64-206	79-477
Fumble Returns-Yards	0-0	0-0
Punt Returns-Yards	5-36	4-12
Kickoff Returns-Yards	7-118	0-0
Interception Returns-Yards	0-0	1-50
Punts (Number-Avg)	11-46.0	8-43.1
Fumbles-Lost	0-0	0-0
Penalties-Yards	5-74	5-45
Possession Time	30:27	29:33
Third-Down Conversions	3 of 17	8 of 18
Fourth-Down Conversions	0 of 1	0 of 0
Red-Zone Scores-Chances	2-2	5-5
Sacks By: Number-Yards	4-12	3-13

RUSHING: UTSA-Glasco II 9-27; Williams 6-17; Bogenschutz 7-13; Armstrong 5-9; Carter 7-8; Jones, K 1-minus 1. Oklahoma State-Roland, Desmond 21-95; Childs, Rennie 13-44; Hill, Tyreek 7-29; Taylor, Raymond 2-2; Garman, Daxx 6-minus 8.

PASSING: UTSA-Carter 7-15-0-51; Bogenschutz 8-14-1-82. Oklahoma State-Garman, Daxx 16-30-0-315.

RECEIVING: UTSA-Morgan II 4-54; Grubb, A 3-26; Mack 2-22; Monroe 2-11; Hubble 1-7; Armstrong 1-6; Jones, K 1-4; Lerch 1-3. Oklahoma State-Ateman, Marcell 4-70; Seales, Jhajuan 2-75; Glidden, David 2-58; Hays, Austin 2-13; Hill, Tyreek 2-12; Washington, James 1-33; Lacy, Chris 1-19; Sheperd, Brandon 1-18; Jarwin, Blake 1-17.

INTERCEPTIONS: UTSA-None. Oklahoma State-Lampkin, Ashton 1-0.

FUMBLES: UTSA-None. Oklahoma State-None.



STARTING LINEUPS/PLAYER CAREER STARTS

GAME-BY-GAME STARTING LINEUPS

STARTING LINEUPS - OFFENSE

		LT	LG	C	RG	RT	WR	WR	WR	WR/RB	RB	QB
8/30	vs. Florida State	Koenig	Grisbhy	Lewis	Veatch	Crabtree	Ateman	Glidden	Seales	Hill	Roland	Walsh
9/6	Missouri State	Koenig	Grisbhy	Lewis	Veatch	Crabtree	Ateman	Glidden	Seales	Sheperd	Childs	Walsh
9/13	UTSA	Koenig	Grisbhy	Lewis	Veatch	Crabtree	Ateman	Glidden	Seales	Sheperd	Hill	Garman
9/25	Texas Tech											
10/4	Iowa State											
10/11	at Kansas											
10/18	at TCU											
10/25	West Virginia											
11/1	at Kansas State											
11/15	Texas											
11/22	at Baylor											
12/6	at Oklahoma											

STARTING LINEUPS - DEFENSE

		DE	DT	DT	DE	SLB	MLB	WLB	CB	SS	FS	CB
8/30	vs. Florida State	Ogbah	Castleman	Hautau	Bean	Furman	Simmons	Jacobs	Peterson	Stephens	Sterns	Lampkin
9/6	Missouri State	Ogbah	Castleman	Hautau	Bean	Furman	Simmons	Jacobs	Peterson	Stephens	Sterns	Lampkin
9/13	UTSA	Ogbah	Castleman	Hautau	Bean	Furman	Simmons	Jacobs	Peterson	Stephens	Sterns	Lampkin
9/25	Texas Tech											
10/4	Iowa State											
10/11	at Kansas											
10/18	at TCU											
10/25	West Virginia											
11/1	at Kansas State											
11/15	Texas											
11/22	at Baylor											
12/6	at Oklahoma											

CAREER CONSECUTIVE AND TOTAL STARTS

Player, Pos.	Yr.	Consecutive Starts	Total Starts	-----Starts by Year-----			
				2014	2013	2012	2011
James Castleman, DT	Sr.	16	27	3	13	11	0
Ryan Simmons, LB	Jr.	16	16	3	13	0	0
Jimmy Bean, DE	Jr.	16	16	3	13	0	0
Jhajuan Seales, WR	So.	16	16	3	13	0	0
Daniel Koenig, OL	Sr.	13	25	3	11	11	0
Kevin Peterson, CB	Jr.	6	15	3	11	1	0
Chris Grisbhy, OL	Sr.	3	11	3	8	0	0
David Glidden, WR	Jr.	3	4	3	1	0	0
Zac Veatch, OL	So.	3	4	3	1	0	0
Paul Lewis, OL	So.	3	4	3	1	0	0
Marcell Ateman, WR	So.	3	3	3	0	0	0
Larry Stephens, S	Sr.	3	3	3	0	0	0
Jordan Sterns, S	So.	3	3	3	0	0	0
Seth Jacobs, LB	So.	3	3	3	0	0	0
Josh Furman, LB	Sr.	3	3	3	3 (at Mich.)	0	0
Emmanuel Ogbah	So.	3	3	3	0	0	0
Ofa Hautau, DT	Sr.	3	3	3	0	0	0
Ashton Lampkin, CB	Jr.	3	3	3	0	0	0
Zachary Crabtree, OL	Fr.	3	3	3	0	0	0
Brandon Sheperd, WR	Jr.	2	2	2	0	0	0
Tyreek Hill, ATH	Jr.	1	2	2	0	0	0
Daxx Garman	Jr.	1	1	1	0	0	0

Player, Pos.	Yr.	Consecutive Starts	Total Starts	-----Starts by Year-----			
				2014	2013	2012	2011
J.W. Walsh, QB	Jr.	0	10	2	5	3	0
Austin Hays, WR	So.	0	9	0	0	9	0
Desmond Roland, RB	Sr.	0	8	1	7	0	0
Jeremy Seaton, FB/TE	Jr.	0	4	0	2	2	0
Brandon Garrett, OL	Sr.	0	4	0	4	0	0
Devin Davis, OL	So.	0	2	0	0	2	0
Rennie Childs, RB	So.	0	1	1	0	0	0
Blake Webb, WR	So.	0	1	0	0	1	0
Demarcus Sherod, LB	So.	0	1	0	0	1	0



EXPLOSIVE PLAYS AND SCORING SUMMARY

EXPLOSIVE PLAYS

PASSING PLAYS - 20 YARDS OR LONGER

Yds	Connection	Opponent	Result of Pass	Result of Drive
87	Garman to Sheperd	Missouri State	Touchdown	Touchdown
55	Walsh to Glidden	Florida State	Touchdown	Touchdown
43	Garman to Ateman	UTSA	1st and 10 at UTSA 35	Touchdown
43	Garman to Seales	UTSA	1st and 10 at UTSA 20	Field Goal
36	Garman to Glidden	UTSA	1st and 10 at UTSA 17	Touchdown
33	Garman to Washington	UTSA	Touchdown	Touchdown
32	Garman to Seales	UTSA	1st and 10 at UTSA 30	Touchdown
27	Garman to Sheperd	Missouri State	1st and 10 at MSU 22	Field Goal
26	Garman to Seales	Missouri State	1st and Goal at MSU 1	Field Goal
22	Garman to Glidden	UTSA	1st and Goal at UTSA 1	Touchdown
22	Walsh to Hill	Florida State	1st and 10 at FSU 11	Touchdown
21	Garman to Seales	Missouri State	Touchdown	Touchdown
21	Garman to Glidden	Missouri State	1st and 10 at MSU 20	Touchdown
21	Walsh to Hill	Florida State	1st and 10 at FSU 45	Touchdown

RUNNING PLAYS - 20 YARDS OR LONGER

Yds	Rusher	Opponent	Result of Rush	Result of Drive
44	Tyreek Hill	Missouri State	1st and 10 at MSU 25	Touchdown
29	Raymond Taylor	Missouri State	1st and 10 at MSU 43	Downs
24	J.W. Walsh	Florida State	Touchdown	Touchdown
20	James Washington	Missouri State	1st and 10 at MSU 39	Field Goal
20	J.W. Walsh	Missouri State	Touchdown	Touchdown

KICK RETURNS - 30 YARDS OR LONGER

Yds	Returner	Opponent	Result of Return	Result of Drive
46	Tyreek Hill	Florida State	1st and 10 at FSU 39	Touchdown
40	Tyreek Hill	Florida State	1st and 10 at OSU 40	Punt

PUNT RETURNS - 20 YARDS OR LONGER

Yds	Returner	Opponent	Result of Return	Result of Drive
37	Tyreek Hill	Missouri State	1st and 10 at MSU 36	Missed FG
28	Tyreek Hill	Florida State	1st and 10 at OSU 47	Missed FG

INTERCEPTION/FUMBLE RETURNS - 20 YARDS OR LONGER

Yds	Returner	Opponent	Result of Return	Result of Drive
50	Ashton Lampkin	UTSA	Touchdown	Touchdown

SCORING SUMMARY

AUG. 30 VS. FLORIDA STATE

	QTR.	TIME	PLAYS	YDS.	ELAPSED
Desmond Roland, 1 yd run	2	3:58	11	75	4:21
Ben Grogan, 37 yd field goal	2	0:00	5	29	0:29
David Glidden, 55 yd pass from J.W. Walsh	3	10:45	3	76	0:58
J.W. Walsh, 24 yd run	4	11:51	7	75	3:00
J.W. Walsh, 3 yd run	4	1:55	7	39	1:53

SEPT. 6 VS. MISSOURI STATE

	QTR.	TIME	PLAYS	YDS.	ELAPSED
Ben Grogan, 37 yd field goal	1	11:38	10	59	3:22
Rennie Childs, 2 yd run	1	3:44	5	21	2:14
Rennie Childs, 2 yd run	2	11:47	6	55	1:46
Brandon Sheperd, 87 yd pass from Daxx Garman	2	6:52	3	78	1:32
Ben Grogan, 19 yd field goal	2	0:00	11	56	4:33
Jhajuan Seales, 21 yd pass from Daxx Garman	3	12:01	4	68	1:32
Ben Grogan, 34 yd field goal	3	6:51	7	42	2:18
Ben Grogan, 36 yd field goal	4	14:41	9	38	2:13

SEPT. 13 VS. UTSA

	QTR.	TIME	PLAYS	YDS.	ELAPSED
Desmond Roland, 1 yd run	1	5:28	12	75	3:41
James Washington, 33 yd pass from Daxx Garman	1	1:30	5	83	1:46
Brandon Sheperd, 18 yd pass from Daxx Garman	2	2:27	5	62	1:49
Ben Grogan, 47 yd field goal	2	0:04	8	48	1:29
Ben Grogan, 24 yd field goal	3	10:48	10	68	4:12
Desmond Roland, 1 yd run	4	8:56	5	78	1:27
Ben Grogan, 20 yd field goal	4	0:41	13	70	4:54
Ashton Lampkin, 50 yd interception return	4	0:00	-	-	-



SCORING DRIVE SUPERLATIVES

SCORING DRIVE SUPERLATIVES

LONGEST TOUCHDOWN PLAYS

87	Daxx Garman pass to Brandon Sheperd vs. Missouri State
55	J.W. Walsh pass to David Glidden vs. Florida State
50	Ashton Lampkin interception return vs. UTSA
33	Daxx Garman pass to James Washington vs. UTSA
24	J.W. Walsh run vs. Florida State
21	Daxx Garman pass to Jhajuan Seales vs. Missouri State
18	Daxx Garman pass to Brandon Sheperd vs. UTSA
3	J.W. Walsh run vs. Florida State
2	Rennie Childs run vs. Missouri State
2	Rennie Childs run vs. Missouri State
1	Desmond Roland run vs. UTSA
1	Desmond Roland run vs. UTSA
1	Desmond Roland run vs. Florida State

FEWEST PLAYS

3 plays, 78 yds (TD)	vs. Missouri State
3 plays, 76 yds (TD)	vs. Florida State
4 plays, 68 yds (TD)	vs. Missouri State
5 plays, 83 yds (TD)	vs. UTSA
5 plays, 78 yds (TD)	vs. UTSA
5 plays, 62 yds (TD)	vs. UTSA
5 plays, 29 yds (FG)	vs. Florida State
5 plays, 21 yds (TD)	vs. Missouri State
6 plays, 55 yds (TD)	vs. Missouri State
7 plays, 75 yds (TD)	vs. Florida State
7 plays, 42 yds (FG)	vs. Missouri State
7 plays, 39 yds (TD)	vs. Florida State
8 plays, 48 yds (FG)	vs. UTSA
9 plays, 38 yds (FG)	vs. Missouri State
10 plays, 68 yds (FG)	vs. UTSA
10 plays, 59 yds (FG)	vs. Missouri State
11 plays, 75 yds (TD)	vs. Missouri State
11 plays, 56 yds (FG)	vs. Missouri State
12 plays, 75 yds (TD)	vs. UTSA
13 plays, 70 yds (FG)	vs. UTSA

LEAST TIME ELAPSED

0:29 - 5 plays, 29 yds (FG)	vs. Florida State
0:58 - 3 plays, 76 yds (TD)	vs. Florida State
1:27 - 5 plays, 78 yds (TD)	vs. UTSA
1:29 - 8 plays, 48 yds (FG)	vs. UTSA
1:32 - 4 plays, 68 yds (TD)	vs. Missouri State
1:32 - 3 plays, 78 yds (TD)	vs. Missouri State
1:46 - 5 plays, 83 yds (TD)	vs. UTSA
1:46 - 6 plays, 55 yds (TD)	vs. Missouri State
1:49 - 5 plays, 62 yds (TD)	vs. UTSA
1:53 - 7 plays, 39 yds (TD)	vs. Florida State
2:13 - 9 plays, 38 yds (FG)	vs. Missouri State
2:14 - 5 plays, 21 yds (TD)	vs. Missouri State
2:18 - 7 plays, 42 yds (FG)	vs. Missouri State
3:00 - 7 plays, 75 yds (TD)	vs. Florida State
3:22 - 10 plays, 59 yds (FG)	vs. Missouri State
3:41 - 12 plays, 75 yds (TD)	vs. UTSA
4:12 - 10 plays, 68 yds (FG)	vs. UTSA
4:21 - 11 plays, 75 yds (TD)	vs. Florida State
4:33 - 11 plays, 56 yds (FG)	vs. Missouri State
4:54 - 13 plays, 70 yds (FG)	vs. UTSA

MOST YARDS COVERED

83 yds (TD)	vs. UTSA
78 yds (TD)	vs. UTSA
78 yds (TD)	vs. Missouri State
76 yds (TD)	vs. Florida State
75 yds (TD)	vs. UTSA
75 yds (TD)	vs. Florida State
75 yds (TD)	vs. Florida State
70 yds (FG)	vs. UTSA
68 yds (FG)	vs. UTSA
68 yds (TD)	vs. Missouri State
62 yds (TD)	vs. UTSA
59 yds (FG)	vs. Missouri State
56 yds (FG)	vs. Missouri State
55 yds (TD)	vs. Missouri State
48 yds (FG)	vs. UTSA
42 yds (FG)	vs. Missouri State
39 yds (TD)	vs. Florida State
38 yds (FG)	vs. Missouri State
29 yds (FG)	vs. Florida State
21 yds (TD)	vs. Missouri State

MOST PLAYS

13 plays, 70 yds (FG)	vs. UTSA
12 plays, 75 yds (TD)	vs. UTSA
11 plays, 75 yds (TD)	vs. Florida State
11 plays, 56 yds (FG)	vs. Missouri State
10 plays, 68 yds (FG)	vs. UTSA
10 plays, 59 yds (FG)	vs. Missouri State
9 plays, 38 yds (FG)	vs. Missouri State
8 plays, 48 yds (FG)	vs. UTSA
7 plays, 75 yds (TD)	vs. Florida State
7 plays, 42 yds (FG)	vs. Missouri State
7 plays, 39 yds (TD)	vs. Florida State
6 plays, 55 yds (TD)	vs. Missouri State
5 plays, 83 yds (TD)	vs. UTSA
5 plays, 78 yds (TD)	vs. UTSA
5 plays, 62 yds (TD)	vs. UTSA
5 plays, 29 yds (FG)	vs. Florida State
5 plays, 21 yds (TD)	vs. Missouri State
4 plays, 68 yds (TD)	vs. Missouri State
3 plays, 78 yds (TD)	vs. Missouri State
3 plays, 76 yds (TD)	vs. Florida State

MOST TIME ELAPSED

4:54 - 13 plays, 70 yds (FG)	vs. UTSA
4:33 - 11 plays, 56 yds (FG)	vs. Missouri State
4:21 - 11 plays, 75 yds (TD)	vs. Florida State
4:12 - 10 plays, 68 yds (FG)	vs. UTSA
3:41 - 12 plays, 75 yds (TD)	vs. UTSA
3:22 - 10 plays, 59 yds (FG)	vs. Missouri State
3:00 - 7 plays, 75 yds (TD)	vs. Florida State
2:18 - 7 plays, 42 yds (FG)	vs. Missouri State
2:14 - 5 plays, 21 yds (TD)	vs. Missouri State
2:13 - 9 plays, 38 yds (FG)	vs. Missouri State
1:53 - 7 plays, 39 yds (TD)	vs. Florida State
1:49 - 5 plays, 62 yds (TD)	vs. UTSA
1:46 - 5 plays, 83 yds (TD)	vs. UTSA
1:46 - 6 plays, 55 yds (TD)	vs. Missouri State
1:32 - 4 plays, 68 yds (TD)	vs. Missouri State
1:32 - 3 plays, 78 yds (TD)	vs. Missouri State
1:29 - 8 plays, 48 yds (FG)	vs. UTSA
1:27 - 5 plays, 78 yds (TD)	vs. UTSA
0:58 - 3 plays, 76 yds (TD)	vs. Florida State
0:29 - 5 plays, 29 yds (FG)	vs. Florida State

SCORING DRIVE ANALYSIS

	Oklahoma State		Opponent	
	TD	FG	TD	FG
Negative Yards	0	0	0	0
0-9 yards	0	0	0	0
10-19 yards	0	0	0	1
20-29 yards	1	1	0	2
30-39 yards	1	1	0	0
40-49 yards	0	2	0	2
50-59 yards	1	2	2	0
60-69 yards	2	1	0	1
70-79 yards	6	1	4	0
80-89 yards	1	0	0	0
90-99 yards	0	0	1	0

GAME-OPENING DRIVES

	----- Oklahoma State -----				----- Opponent -----			
	Plays	Yards	TOP	Result	Plays	Yards	TOP	Result
vs. Florida State	3	6	2:02	Punt	10	40	4:07	FG
Missouri State	10	59	3:22	Field Goal	3	4	2:04	Punt
UTSA	3	-2	1:00	Punt	4	12	1:50	Punt
Texas Tech								
Iowa State								
at Kansas								
at TCU								
West Virginia								
at Kansas State								
Texas								
at Baylor								
at Oklahoma								

SECOND HALF-OPENING DRIVES

	----- Oklahoma State -----				----- Opponent -----			
	Plays	Yards	TOP	Result	Plays	Yards	TOP	Result
vs. Florida State	3	76	0:58	Touchdown	7	65	3:02	FG
Missouri State	4	68	1:32	Touchdown	3	7	1:27	Punt
UTSA	10	68	4:12	FG	3	-8	1:40	Punt
Texas Tech								
Iowa State								
at Kansas								
at TCU								
West Virginia								
at Kansas State								
Texas								
at Baylor								
at Oklahoma								



OSU IN THE BIG 12 AND NCAA STATISTICAL RANKINGS

TEAM STATS

Category	Actual	Big 12 Rank	NCAA Rank
Scoring Offense	38	6	41
Scoring Defense	24.3	7	61
Total Offense	440.3	7	56
Total Defense	352	6	47
Rushing Offense	176.3	6	56
Rushing Defense	111.3	5	31
Pass Offense	264.0	6	49
Pass Defense	240.7	10	72
Pass Efficiency	143.04	4	54
Pass Efficiency Defense	129.62	9	74
Kickoff Returns	19	7	82
Punt Return Average	12.33	3	32
Interceptions	3	4	33
Net Punting	37.67	6	69
Kickoff Coverage	18.40	4	38
Field Goal Kicking Pct.	72.7	4	NR
PAT Kicking Pct.	100	1	NR
Sacks Per Game	3.33	3	19
Fewest Sacks Allowed Per Game	2.33	7	87
First Downs Per Game	22.7	5	68
Opponent First Downs Per Game	18	6	86
3rd Down Conversion Pct.	42.9	5	65
Oppt. 3rd Down Conv. Pct.	24.4	2	6
4th Down Conversion Pct.	33.3	9	87
Oppt. 4th Down Conv. Pct.	33.3	4	33
Yards Penalized Per Game	53.33	5	55
Opponent Yards Penalized Per Game	71.7	1	NR
Time of Possession	27:41	7	77
Turnover Margin	0.33	5	49
Red Zone Scoring Pct.	100	1	1
Red Zone Scoring Pct. Defense	80	3	51

NR: NCAA does not track national rankings in this category.

INDIVIDUAL STATS

24 TYREEK HILL - ATH	Actual	Big 12 Rank	NCAA Rank
All-Purpose Yards Per Game	144	4	26
Combined Kick Returns	221	1	14
Kickoff Returns	20	6	83
Punt Return Average	11.6	3	23

12 DAXX GARMAN - QB	Actual	Big 12 Rank	NCAA Rank
Passing Touchdowns	4	5	56
Passing Yards	559	8	66

19 BEN GROGAN - K	Actual	Big 12 Rank	NCAA Rank
Field Goal Percentage	72.7	4	55
Field Goals Per Game	2.67	1	4
Points Responsible For	36	4	48
Points Responsible For Per Game	12	6	67
Scoring	12	1	10

13 JORDAN STERNS - S	Actual	Big 12 Rank	NCAA Rank
Forced Fumbles	0.33	8	91
Solo Tackles	5.3	5	70

52 RYAN SIMMONS - LB	Actual	Big 12 Rank	NCAA Rank
Solo Tackles	5	9	85

10 SETH JACOBS - LB	Actual	Big 12 Rank	NCAA Rank
Interceptions	0.3	12	93

6 ASHTON LAMPKIN - CB	Actual	Big 12 Rank	NCAA Rank
Interceptions	0.7	3	21
Passes Defended	1.3	7	45

38 EMMANUEL OGBAH - DE	Actual	Big 12 Rank	NCAA Rank
Sacks	0.67	9	80

14 JOSH FURMAN - LB	Actual	Big 12 Rank	NCAA Rank
Sacks	0.67	9	80
Tackles For Loss	1.3	7	63

7 BRANDON SHEPERD - WR	Actual	Big 12 Rank	NCAA Rank
Receiving Touchdowns	2	6	48

26 DESMOND ROLAND - RB	Actual	Big 12 Rank	NCAA Rank
Rushing Touchdowns	3	5	31

35 KIP SMITH - P	Actual	Big 12 Rank	NCAA Rank
Punting	40.2	6	65

- Player does not rank in the NCAA top 100.

The Automated ScoreBook
Oklahoma State Game Superlatives (as of Sep 17, 2014)
All games

INDIVIDUAL GAME HIGHS

Rushes	21	Roland, Desmond vs UTSA (Sep 13, 2014)
Yards Rushing	95	Roland, Desmond vs UTSA (Sep 13, 2014)
TD Rushes	2	Walsh, J.W. vs Florida State (Aug 30, 2014)
	2	Childs, Rennie vs Missouri State (Sept 6, 2014)
	2	Roland, Desmond vs UTSA (Sep 13, 2014)
Long Rush	44	Hill, Tyreek vs Missouri State (Sept 6, 2014)
Pass attempts	30	Garman, Daxx vs UTSA (Sep 13, 2014)
Pass completions	16	Garman, Daxx vs Missouri State (Sept 6, 2014)
	16	Garman, Daxx vs UTSA (Sep 13, 2014)
Yards Passing	315	Garman, Daxx vs UTSA (Sep 13, 2014)
TD Passes	2	Garman, Daxx vs Missouri State (Sept 6, 2014)
	2	Garman, Daxx vs UTSA (Sep 13, 2014)
Long Pass	87	Garman, Daxx vs Missouri State (Sept 6, 2014)
Receptions	6	Hill, Tyreek vs Florida State (Aug 30, 2014)
Yards Receiving	131	Sheperd, Brandon vs Missouri State (Sept 6, 2014)
TD Receptions	1	Glidden, David vs Florida State (Aug 30, 2014)
	1	Sheperd, Brandon vs Missouri State (Sept 6, 2014)
	1	Seales, Jhajuan vs Missouri State (Sept 6, 2014)
	1	Washington, James vs UTSA (Sep 13, 2014)
	1	Sheperd, Brandon vs UTSA (Sep 13, 2014)
Long Reception	87	Sheperd, Brandon vs Missouri State (Sept 6, 2014)
Field Goals	4	Grogan, Ben vs Missouri State (Sept 6, 2014)
Long Field Goal	47	Grogan, Ben vs UTSA (Sep 13, 2014)
Punts	8	Smith, Kip vs UTSA (Sep 13, 2014)
Punting Avg	43.1	Smith, Kip vs UTSA (Sep 13, 2014)
Long Punt	52	Smith, Kip vs Florida State (Aug 30, 2014)
Punts inside 20	4	Smith, Kip vs Florida State (Aug 30, 2014)
Long Punt Return	37	Hill, Tyreek vs Missouri State (Sept 6, 2014)
Long Kickoff Return	46	Hill, Tyreek vs Florida State (Aug 30, 2014)
Tackles	8	Sterns, Jordan vs Florida State (Aug 30, 2014)
	8	Sterns, Jordan vs UTSA (Sep 13, 2014)
Sacks	2.0	Ogbah, Emmanuel vs Florida State (Aug 30, 2014)
	2.0	Furman, Josh vs UTSA (Sep 13, 2014)
Tackles For Loss	2.0	Ogbah, Emmanuel vs Florida State (Aug 30, 2014)
	2.0	Bean, Jimmy vs Florida State (Aug 30, 2014)
	2.0	Furman, Josh vs Missouri State (Sept 6, 2014)
	2.0	Wren, Sam vs Missouri State (Sept 6, 2014)
	2.0	Castleman, James vs Missouri State (Sept 6, 2014)
	2.0	Furman, Josh vs UTSA (Sep 13, 2014)
	2.0	Sterns, Jordan vs UTSA (Sep 13, 2014)
Interceptions	1	Lampkin, Ashton vs Florida State (Aug 30, 2014)
	1	Jacobs, Seth vs Florida State (Aug 30, 2014)
	1	Lampkin, Ashton vs UTSA (Sep 13, 2014)

The Automated ScoreBook
 Oklahoma State Game Superlatives (as of Sep 17, 2014)
 All games

TEAM GAME HIGHS

Rushes	49	vs UTSA (Sep 13, 2014)
Yards Rushing	206	vs Missouri State (Sept 6, 2014)
Yards Per Rush	5.9	vs Missouri State (Sept 6, 2014)
TD Rushes	3	vs Florida State (Aug 30, 2014)
Pass attempts	35	vs Missouri State (Sept 6, 2014)
Pass completions	21	vs Missouri State (Sept 6, 2014)
Yards Passing	315	vs UTSA (Sep 13, 2014)
Yards Per Pass	10.5	vs UTSA (Sep 13, 2014)
TD Passes	2	vs Missouri State (Sept 6, 2014)
	2	vs UTSA (Sep 13, 2014)
Total Plays	79	vs UTSA (Sep 13, 2014)
Total Offense	480	vs Missouri State (Sept 6, 2014)
Yards Per Play	6.9	vs Missouri State (Sept 6, 2014)
Points	43	vs UTSA (Sep 13, 2014)
Sacks By	5	vs Missouri State (Sept 6, 2014)
First Downs	24	vs UTSA (Sep 13, 2014)
Penalties	7	vs Florida State (Aug 30, 2014)
Penalty Yards	70	vs Florida State (Aug 30, 2014)
Turnovers	2	vs Florida State (Aug 30, 2014)
Interceptions By	2	vs Florida State (Aug 30, 2014)
Punts	8	vs UTSA (Sep 13, 2014)
Punting Avg	43.1	vs UTSA (Sep 13, 2014)
Long Punt	52	vs Florida State (Aug 30, 2014)
Punts inside 20	4	vs Florida State (Aug 30, 2014)
Long Punt Return	37	vs Missouri State (Sept 6, 2014)

The Automated ScoreBook
Oklahoma State Game Superlatives (as of Sep 17, 2014)
All games

OPPONENT INDIVIDUAL GAME HIGHS

Rushes	23	Williams, K., vs Florida State (Aug 30, 2014)
Yards Rushing	66	Williams, K., vs Florida State (Aug 30, 2014)
TD Rushes	1	Pender, M., vs Florida State (Aug 30, 2014)
	1	Winston, J., vs Florida State (Aug 30, 2014)
	1	Calan Crowder, vs Missouri State (Sept 6, 2014)
	1	Bogenschutz, vs UTSA (Sep 13, 2014)
Long Rush	28	Winston, J., vs Florida State (Aug 30, 2014)
Pass attempts	40	Winston, J., vs Florida State (Aug 30, 2014)
Pass completions	25	Winston, J., vs Florida State (Aug 30, 2014)
Yards Passing	370	Winston, J., vs Florida State (Aug 30, 2014)
TD Passes	2	Kierra Harris, vs Missouri State (Sept 6, 2014)
Long Pass	62	Winston, J., vs Florida State (Aug 30, 2014)
Receptions	11	Greene, R., vs Florida State (Aug 30, 2014)
Yards Receiving	203	Greene, R., vs Florida State (Aug 30, 2014)
TD Receptions	2	Julian Burton, vs Missouri State (Sept 6, 2014)
Long Reception	62	Green, C., vs Florida State (Aug 30, 2014)
Field Goals	3	Aguayo, R., vs Florida State (Aug 30, 2014)
Long Field Goal	38	Marcelo Bonani, vs Missouri State (Sept 6, 2014)
	38	Ianno, vs UTSA (Sep 13, 2014)
Punts	11	Stern, vs UTSA (Sep 13, 2014)
Punting Avg	46.0	Stern, vs UTSA (Sep 13, 2014)
Long Punt	69	Stern, vs UTSA (Sep 13, 2014)
Punts inside 20	3	Stern, vs UTSA (Sep 13, 2014)
Long Punt Return	31	Harrison, vs UTSA (Sep 13, 2014)
Long Kickoff Return	28	LeMrcus Stewart, vs Missouri State (Sept 6, 2014)
Tackles	12	Ramsey, J., vs Florida State (Aug 30, 2014)
	12	Smith, Terr., vs Florida State (Aug 30, 2014)
Sacks	1.5	Neill, vs UTSA (Sep 13, 2014)
Tackles For Loss	6.0	Dylan Cole, vs Missouri State (Sept 6, 2014)
Interceptions	1	Andrews, N., vs Florida State (Aug 30, 2014)

The Automated ScoreBook
 Oklahoma State Game Superlatives (as of Sep 17, 2014)
 All games

OPPONENT TEAM GAME HIGHS

Rushes	41	vs Missouri State (Sept 6, 2014)
Yards Rushing	155	vs Missouri State (Sept 6, 2014)
Yards Per Rush	3.8	vs Missouri State (Sept 6, 2014)
TD Rushes	2	vs Florida State (Aug 30, 2014)
Pass attempts	40	vs Florida State (Aug 30, 2014)
Pass completions	25	vs Florida State (Aug 30, 2014)
Yards Passing	370	vs Florida State (Aug 30, 2014)
Yards Per Pass	9.2	vs Florida State (Aug 30, 2014)
TD Passes	2	vs Missouri State (Sept 6, 2014)
Total Plays	71	vs Florida State (Aug 30, 2014)
Total Offense	476	vs Florida State (Aug 30, 2014)
Yards Per Play	6.7	vs Florida State (Aug 30, 2014)
Points	37	vs Florida State (Aug 30, 2014)
Sacks By	4	vs UTSA (Sep 13, 2014)
First Downs	23	vs Florida State (Aug 30, 2014)
Penalties	8	vs Florida State (Aug 30, 2014)
Penalty Yards	74	vs UTSA (Sep 13, 2014)
Turnovers	2	vs Florida State (Aug 30, 2014)
Interceptions By	1	vs Florida State (Aug 30, 2014)
Punts	11	vs UTSA (Sep 13, 2014)
Punting Avg	46.0	vs UTSA (Sep 13, 2014)
Long Punt	69	vs UTSA (Sep 13, 2014)
Punts inside 20	3	vs UTSA (Sep 13, 2014)
Long Punt Return	31	vs UTSA (Sep 13, 2014)

The Automated ScoreBook
Oklahoma State Games Played (as of Sep 17, 2014)
All games

##	PLAYER	GP-GS	FSU	MSU	UTSA
4F	Ackley, Shawn	1/-	XXX
9	Akem, Gyasi	3/-	XXX	XXX	XXX
3	Ateman, Marcell	3/3	START	START	START
48	Bassett, Dawson	3/-	XXX	XXX	XXX
92	Bean, Jimmy	3/3	START	START	START
27	Bennett, Corey	2/-	...	XXX	XXX
91	Castleman, J.	3/3	START	START	START
23	Childs, Rennie	3/1	XXX	START	XXX
90	Clark, Trace	3/-	XXX	XXX	XXX
60	Crabtree, Z.	3/3	START	START	START
8	Curry, C.J.	1/-	...	XXX	...
97	Davis, Eric	3/-	XXX	XXX	XXX
80	Doolittle, K.	3/-	XXX	XXX	XXX
54	Elias, Josh	3/-	XXX	XXX	XXX
7X	Flowers, Tre	3/-	XXX	XXX	XXX
14	Furman, Josh	3/3	START	START	START
12	Garman, Daxx	2/1	...	XXX	START
13	Glidden, David	3/3	START	START	START
75	Grisbhy, Chris	3/3	START	START	START
19	Grogan, Ben	3/-	XXX	XXX	XXX
3X	Hardeman, Chris	3/-	XXX	XXX	XXX
4X	Harding, Dylan	3/-	XXX	XXX	XXX
98	Hautau, Ofa	3/3	START	START	START
17	Hays, Austin	3/-	XXX	XXX	XXX
24	Hill, Tyreek	3/2	START	XXX	START
70	Hughes, Ben	2/-	...	XXX	XXX
87	Irokansi, V.	2/-	...	XXX	XXX
10	Jacobs, Seth	3/3	START	START	START
47	Jarwin, Blake	3/-	XXX	XXX	XXX
1E	Jeffcoat, E.	2/-	...	XXX	XXX
39	Johnson, Teddy	3/-	XXX	XXX	XXX
58	Koenig, Daniel	3/3	START	START	START
15	Lacy, Chris	3/-	XXX	XXX	XXX
6	Lampkin, Ashton	3/3	START	START	START
95	Leveni, Vili	3/-	XXX	XXX	XXX
57	Lewis, Paul	3/3	START	START	START
5X	Morrow, Jerel	3/-	XXX	XXX	XXX
22	Offray, Juwan	3/-	XXX	XXX	XXX
38	Ogbah, Emmanuel	3/3	START	START	START
1	Peterson, Kevin	3/3	START	START	START
11	Phillips, J.	3/-	XXX	XXX	XXX
18	Richards, Ramon	3/-	XXX	XXX	XXX
16	Robertson, D.	1/-	...	XXX	...
64	Robinson, Jesse	1/-	...	XXX	...
26	Roland, Desmond	2/1	START	...	XXX
1X	Samples, R.	2/-	...	XXX	XXX
81	Seales, Jhajuan	3/3	START	START	START

The Automated ScoreBook
 Oklahoma State Games Played (as of Sep 17, 2014)
 All games

##	PLAYER	GP-GS	FSU	MSU	UTSA
44	Seaton, Jeremy	3/-	XXX	XXX	XXX
7	Sheperd, B.	3/2	XXX	START	START
42	Sherod, D.	1/-	...	XXX	...
52	Simmons, Ryan	3/3	START	START	START
61	Smith, Kaleb	3/-	XXX	XXX	XXX
35	Smith, Kip	3/-	XXX	XXX	XXX
20	Stephens, Larry	3/3	START	START	START
1C	Sterns, Jordan	3/3	START	START	START
30	Taylor, Raymond	2/-	...	XXX	XXX
96	Taylor, Vincent	3/-	XXX	XXX	XXX
1B	Tucker, Kirk	3/-	XXX	XXX	XXX
50	Veatch, Zac	3/3	START	START	START
4	Walsh, J.W.	2/2	START	START	...
28	Washington, J.	3/-	XXX	XXX	XXX
5	Webb, Blake	1/-	XXX
74	Wilson, Michael	2/-	...	XXX	XXX
89	Wren, Sam	3/-	XXX	XXX	XXX

The Automated ScoreBook
Oklahoma State Total Tackles Game-by-Game (as of Sep 17, 2014)
All games

Total Tackles	UA-A	Total	FSU	MSU	UTSA
Simmons, Ryan LB	19-2	21	7-0	7-0	5-2
Sterns, Jordan	17-2	19	7-1	2-1	8-0
Jacobs, Seth LB	12-5	17	3-4	4-1	5-0
Furman, Josh	13-3	16	3-2	5-0	5-1
Stephens, Larry	12-2	14	3-0	5-0	4-2
Castleman, J. DT	8-2	10	3-2	2-0	3-0
Ogbah, Emmanuel DE	9-1	10	6-0	1-0	2-1
Peterson, Kevin CB	9-0	9	5-0	1-0	3-0
Bean, Jimmy DE	8-1	9	3-0	2-1	3-0
Flowers, Tre	5-3	8	4-1	0-2	1-0
Wren, Sam DE	7-0	7	2-0	4-0	1-0
Clark, Trace DE	4-2	6	0-2	3-0	1-0
Phillips, J. LB	5-1	6	-	3-1	2-0
Hautau, Ofa DT	3-2	5	1-1	-	2-1
Taylor, Vincent DT	4-1	5	1-0	2-1	1-0
Lampkin, Ashton CB	3-1	4	2-0	-	1-1
Morrow, Jerel CB	4-0	4	-	-	4-0
Robertson, D.	3-1	4	DNP	3-1	DNP
Akem, Gyasi LB	3-0	3	1-0	2-0	-
Sherod, D. LB	1-2	3	DNP	1-2	DNP
Johnson, Teddy	3-0	3	1-0	-	2-0
Richards, Ramon CB	3-0	3	-	2-0	1-0
Tucker, Kirk DB	1-2	3	-	1-1	0-1
Lacy, Chris	1-1	2	-	-	1-1
Davis, Eric DT	2-0	2	-	2-0	-
Irokansi, V. DE	1-1	2	DNP	1-1	-
Hardeman, Chris CB	2-0	2	-	1-0	1-0
Smith, Kaleb	0-1	1	0-1	-	-
Seaton, Jeremy	1-0	1	-	-	1-0
Leveni, Vili DE	1-0	1	-	-	1-0
Offray, Juwan CB	1-0	1	-	1-0	-
Smith, Kip	1-0	1	-	1-0	-
Bassett, Dawson LB	0-1	1	-	0-1	-

The Automated ScoreBook
 Oklahoma State Passing Game-by-Game (as of Sep 17, 2014)
 All games

#12 Garman, Daxx	Comp	Att	Int	Pct	Yards	TD	Long	Sacked	Effic
Missouri State	16	26	0	61.5	244	2	87	2-14	165.75
UTSA	16	30	0	53.3	315	2	43	4-12	163.53
TOTALS	32	56	0	57.1	559	4	87	6-26	164.56

#4 Walsh, J.W.	Comp	Att	Int	Pct	Yards	TD	Long	Sacked	Effic
Florida State	15	27	1	55.6	203	1	55	1-14	123.53
Missouri State	5	9	0	55.6	30	0	13	0-0	83.56
TOTALS	20	36	1	55.6	233	1	55	1-14	113.53

#TM TEAM	Comp	Att	Int	Pct	Yards	TD	Long	Sacked	Effic
Florida State	0	1	0	0.0	0	0	0	0-0	0.00
TOTALS	0	1	0	0.0	0	0	0	0-0	0.00

The Automated ScoreBook
Oklahoma State Rushing/Receiving Game-by-Game (as of Sep 17, 2014)
All games

RUSHING	No-Yds/TD	FSU	MSU	UTSA
Hill, Tyreek	23-135/0	8-44/0	8-62/0	7-29/0
Childs, Rennie RB	35-130/2	10-47/0	12-39/2	13-44/0
Roland, Desmond RB	33-123/3	12-28/1	DNP	21-95/2
Walsh, J.W. QB	15-93/2	11-51/2	4-42/0	DNP
Taylor, Raymond RB	7-41/0	DNP	5-39/0	2-2/0
Washington, J. WR	1-20/0	-	1-20/0	-
Garman, Daxx QB	11--4/0	DNP	5-4/0	6--8/0
TEAM	1--9/0	1--9/0	-	-

RECEIVING	No-Yds/TD	FSU	MSU	UTSA
Sheperd, B. WR	7-178/2	2-29/0	4-131/1	1-18/1
Glidden, David WR	8-165/1	2-74/1	4-33/0	2-58/0
Seales, Jhajuan WR	7-155/1	2-26/0	3-54/1	2-75/0
Hill, Tyreek	9-76/0	6-62/0	1-2/0	2-12/0
Ateman, Marcell WR	5-74/0	-	1-4/0	4-70/0
Washington, J. WR	2-38/1	1-5/0	-	1-33/1
Hays, Austin WR	5-34/0	-	3-21/0	2-13/0
Lacy, Chris WR	2-24/0	1-5/0	-	1-19/0
Curry, C.J. WR	2-18/0	DNP	2-18/0	DNP
Jarwin, Blake TE	1-17/0	-	-	1-17/0
Samples, R. WR	3-11/0	DNP	3-11/0	-
Seaton, Jeremy TE	1-2/0	1-2/0	-	-

The Automated ScoreBook
 Oklahoma State Return Stats Game-by-Game (as of Sep 17, 2014)
 All games

PUNT RETURNS	No-Yds	FSU	MSU	UTSA
Hill, Tyreek	7-81	2-32	1-37	4-12
Sterns, Jordan	1-30	-	1-30	-
Sheperd, B.	1-0	-	1-0	-

KICK RETURNS	No-Yds	FSU	MSU	UTSA
Hill, Tyreek	7-140	6-140	1-0	-
Washington, J.	1-22	-	1-22	-
Jarwin, Blake	1-19	1-19	-	-
Sheperd, B.	1-15	-	1-15	-
Johnson, Teddy	1-13	-	1-13	-

INT. RETURNS	No-Yds	FSU	MSU	UTSA
Lampkin, Ashton	2-50	1-0	-	1-50
Jacobs, Seth	1-14	1-14	-	-

FUMBLE RETURNS	No-Yds	FSU	MSU	UTSA
----------------	--------	-----	-----	------

The Automated ScoreBook
 Oklahoma State Sacks Game-by-Game (as of Sep 17, 2014)
 All games

SACKS	UA-A	Total	FSU	MSU	UTSA
Furman, Josh	2-0	2.0	-	-	2.0-4
Ogbah, Emmanuel DE	2-0	2.0	2.0-20	-	-
Bean, Jimmy DE	1-1	1.5	-	1.5-7	-
Castleman, J. DT	1-0	1.0	-	1.0-2	-
Morrow, Jerel CB	1-0	1.0	-	-	1.0-9
Irokansi, V. DE	1-0	1.0	DNP	1.0-7	-
Simmons, Ryan LB	1-0	1.0	-	1.0-3	-
Wren, Sam DE	1-0	1.0	-	1.0-5	-

The Automated ScoreBook
 Oklahoma State Tackle For Loss Game-by-Game (as of Sep 17, 2014)
 All games

TACKLES FOR LOSS	UA-A	Total	FSU	MSU	UTSA
Furman, Josh	4-0	4.0	-	2.0-4	2.0-4
Ogbah, Emmanuel DE	3-0	3.0	2.0-20	1.0-3	-
Simmons, Ryan LB	3-0	3.0	1.0-1	1.0-3	1.0-1
Bean, Jimmy DE	3-0	3.0	2.0-7	1.0-7	-
Castleman, J. DT	2-0	2.0	-	2.0-4	-
Wren, Sam DE	2-0	2.0	-	2.0-6	-
Sterns, Jordan	2-0	2.0	-	-	2.0-3
Leveni, Vili DE	1-0	1.0	-	-	1.0-3
Taylor, Vincent DT	1-0	1.0	-	1.0-4	-
Stephens, Larry	1-0	1.0	-	-	1.0-4
Irokansi, V. DE	1-0	1.0	DNP	1.0-7	-
Hautau, Ofa DT	1-0	1.0	-	-	1.0-6
Morrow, Jerel CB	1-0	1.0	-	-	1.0-9
Jacobs, Seth LB	1-0	1.0	-	1.0-3	-

The Automated ScoreBook
Oklahoma State Fumbles Game-by-Game (as of Sep 17, 2014)
All games

<u>FUMBLES</u>	<u>No-Lost</u>	<u>FSU</u>	<u>MSU</u>	<u>UTSA</u>
TEAM	1-0	1-0	-	-
Walsh, J.W. QB	1-1	1-1	-	DNP

<u>FUMBLES FORCED</u>	<u>Number</u>	<u>FSU</u>	<u>MSU</u>	<u>UTSA</u>
Sterns, Jordan	1	1	-	-

<u>FUMBLES RECOVERED</u>	<u>Number</u>	<u>FSU</u>	<u>MSU</u>	<u>UTSA</u>
--------------------------	---------------	------------	------------	-------------